

A Hybrid Adaptive Velocity Aided Navigation Filter with Application to INS/DVL Fusion

Barak Or and Itzik Klein

Abstract—Autonomous underwater vehicles (AUV) are commonly used in many underwater applications. Usually, inertial sensors and Doppler velocity log readings are used in a nonlinear filter to estimate the AUV navigation solution. The process noise covariance matrix is tuned according to the inertial sensors' characteristics. This matrix greatly influences filter accuracy, robustness, and performance. A common practice is to assume that this matrix is fixed during the AUV operation. However, it varies over time as the amount of uncertainty is unknown. Therefore, adaptive tuning of this matrix can lead to a significant improvement in the filter performance. In this work, we propose a learning-based adaptive velocity-aided navigation filter. To that end, handcrafted features are generated and used to tune the momentary system noise covariance matrix. Once the process noise covariance is learned, it is fed into the model-based navigation filter. Simulation results show the benefits of our approach compared to other adaptive approaches.

Index Terms—Deep Neural Network, Inertial Measurement Unit, Inertial Navigation System, Kalman Filter, Supervised Learning, Tracking, Autonomous underwater vehicles, Machine Learning, Supervised Learning, Handcrafted features.

I. INTRODUCTION

AUTONOMOUS underwater vehicles (AUV) are commonly used in many underwater applications. Usually, an inertial navigation system (INS) and a Doppler velocity log (DVL) are used to estimate the AUV navigation state [1]–[4]. Such fusion is commonly done using the error state implementation of the extended Kalman filter (es-EKF). In this filter, the process noise covariance is based on the characteristics of the inertial readings while the external aiding device (DVL) specification determines the measurement noise covariance. Those two covariances have a major influence on the filter accuracy, robustness, and performance [5], [6].

A common practice is to assume constant covariances during the AUV operation. However, as the sensor characteristics are subject to change during operation and, in addition, physical constraints do not allow capturing the AUV dynamic optimally, those covariances should vary over time as the amount of uncertainty is unknown. Therefore, adaptive tuning of the process or measurement noise covariances can significantly improve the INS/DVL fusion performance. To cope with this problem, several adaptive model-based approaches were designed [7]–[13]. The most common among them is based on the filter innovation process [14], where a measure of the new information is calculated at every iteration, leading to an update of the process noise covariance matrix. Still, the question of the optimal approach to tune the system noise

covariance matrix is considered open and is addressed in detail in [15].

Recently, learning approaches were integrated into AUV navigation algorithms to improve their performance [16]. In [17], an end-to-end network was suggested to improve the accuracy of the DVL velocity estimation instead of using the model-based approach. Sea experiments results show an improvement of more than 50%. To cope with situations of missing beams, a DNN to regress the missing beams was suggested in [18], [19]. Later, a DNN model was used to cope with DVL failure scenarios and predict the DVL output [20]. In [21], performance of INS/DVL fusion using a tightly coupled approach in situations of partial DVL beam measurement, was improved using a learning virtual beam aided solutions. Focusing on learning within the estimation process, a self-learning square root-cubature Kalman filter was proposed [22]. This hybrid navigation filter enhanced the navigation accuracy by providing measurements, even in global navigation satellite system (GNSS) denied environments, by learning transfer rules of the internal signals in the filter. In [23], recurrent neural networks were employed to learn the vehicle's geometrical and kinematic features to regress the process noise covariance in a linear Kalman filter framework. In our previous work [24], we derived a hybrid learning framework for INS/GNSS fusion. Field experiments using a quadrotor showed an improvement of 25% in the quadrotor position accuracy relative to model-based approaches.

In this paper, we propose a hybrid learning adaptive velocity-aided navigation filter. We rely on the model-based es-EKF and design machine learning (ML) models to tune the momentary system noise covariance matrix. To that end, handcrafted features (HCF) are fed into the learning model assisting it in finding the optimal parameters during the training procedure. Once the process noise covariance is learned, it is fed into the well-established, model-based Kalman filter. To validate our proposed approach, AUV trajectories were created in simulation to create a dataset containing sensor readings and ground-truth values. Based on this dataset, we adopt a supervised learning (SL) approach using ensemble bagged trees [25], [26] to regress the process noise covariance. The advantages of the proposed approach lie in its hybrid fusion of the well celebrated es-EKF and learning approaches. By using the latter, we leverage their ability to generalize intrinsic properties appearing in sequential datasets and, therefore, better cope with varying conditions affecting the process noise values of the INS/DVL navigation filter.

The rest of the paper is organized as follows: Section II presents our proposed hybrid adaptive es-EKF with HCF. Section IV presents the results and Section V gives the

Barak Or and Itzik Klein are with the Hatter Department of Marine Technologies, Charney School of Marine Science, University of Haifa, Haifa, 3498838, Israel (e-mail: barakorr@gmail.com, kitzik@univ-haifa.ac.il).

conclusions of this study.

II. A HYBRID ADAPTIVE INS/DVL NAVIGATION FILTER

Relying on our hybrid learning adaptive navigation filter [24], we employ HCF (instead of DNNs) as a tool to improve the accuracy of the process noise estimation in an INS/DVL fusion process and as a consequence improve the navigation performance. To that end, a classical ensemble bagged trees model is trained with statistical and dynamic features. Our proposed framework is presented in Fig. 1.

A. Data-Driven Based Adaptive Noise Covariance

It is assumed that the continuous process noise covariance matrix at time k , \mathbf{Q}_k^c , is a diagonal matrix with the following structure:

$$\mathbf{Q}_k^c = \text{diag}\left\{q_f^{x*}, q_f^{y*}, q_f^{z*}, q_w^{x*}, q_w^{y*}, q_w^{z*}, \varepsilon \mathbf{I}_{1 \times 6}\right\} \in \mathbb{R}^{12 \times 12}, \quad (1)$$

where the variance for each of the accelerometer axes is given by q_f^{i*} , for the gyroscope by q_w^{i*} , and $i \in x, y, z$. The biases are modeled by random walk processes, and their variances are set to $\varepsilon = 0.001$. Our goal is to find q_k^* (for all axes) such that the speed error is minimized. To determine the process noise matrix, the problem is formulated as an SL task. Formally, we search for a model to relate an instance space, \mathcal{X} , and a label space, \mathcal{Y} . We assume that there exists a target function, \mathcal{F} , such that $\mathcal{Y} = \mathcal{F}(\mathcal{X})$.

To that end, a general one-dimensional series of length N of the inertial sensor (accelerometer or gyroscope) readings in a single axis is defined by

$$\mathcal{S}_k = \{\mathbf{s}_i\}_{i=k-N}^{k-1}. \quad (2)$$

Thus, the SL task for adaptive determination of the process noise covariance means to find \mathcal{F} , given a finite set of labeled examples (inertial sensor readings), and corresponding process noise variance values:

$$\{\mathcal{S}_k, q_k^*\}_{k=1}^M. \quad (3)$$

where M is the number of examples. The SL approach aims to find a function $\tilde{\mathcal{F}}$ that best estimates \mathcal{F} . To that end, for the training process, a loss function is defined to quantify the quality of $\tilde{\mathcal{F}}$ with respect to \mathcal{F} . The loss function is given by

$$\mathcal{L}(\mathcal{Y}, \hat{\mathcal{Y}}(\mathcal{X})) \triangleq \frac{1}{M} \sum_{m=1}^M l(y, \hat{y})_m, \quad (4)$$

where m is the example index. Minimizing \mathcal{L} in a training/test procedure leads to the target function. In the problem at hand, the loss function in (4) is given by

$$l_m \triangleq (q_m^* - \hat{q}_m)^2, \quad (5)$$

where \hat{q}_m is the estimated term obtained by the learning model during the training process.

B. Dataset Generation

A stimulative-based dataset was generated leveraging our simulation designed in [24]. To generate the dataset four different baseline trajectories were simulated and divided into train and test sets as illustrated in Figure 2. The richness of the baseline trajectories, presented in Figure 3 allows the establishment of a model which is able to cope with unseen trajectories. Each baseline trajectory was created by generating ideal inertial readings for a period of 400s in a sampling rate of 100Hz, resulting in a sequence of $6 \times 40,000$ samples for each baseline trajectory. To simulate real-world varying conditions, we added to each of the six inertial channels an additive zero-mean Gaussian noise with variance in the range of $q \in [0.001, 0.05]$ and with 15 different values inside this interval. Hence, each baseline trajectory has 15 series of $6 \times 40,000$ noisy inertial samples. The justification to include a simple noise model lies in the momentary IMU measurement noise covariance sequence as a short time window is considered and thus allows characterizing the noise with its variance only. Next, the series length N is chosen, and a corresponding labeled database is generated. Lastly, we choose $N = 200$ samples and create batches corresponding to two seconds each with a total of $6 \times 200 \times 15$ per baseline trajectory. Then, these batches are randomly divided into train and test sets in such a manner that all baseline trajectories are included both in the train and the test sets with a ratio of 80:20. In total, there are 72,000 examples; 57,600 in the train set and 14,400 in the test set.

C. Handcrafted features

We propose a two-step approach for creating the HCF. At first, readings of an inertial sensor are plugged into three high-level features. Secondly, eight low-level features are calculated on each of the three top-level features resulting in 24 features for each inertial sensor, as shown in Figure 4. The three top-level features are:

- 1) Detrend:

$$f_1 = \text{detrend}(\mathcal{S}) \quad (6)$$

A detrend calculates the trend of the sequence and removes it from the sequence. Then, it keeps only the differences in values from the trend. It allows cyclical and other patterns to be identified easier.

- 2) Gaussian normalization:

$$f_2 = \left\{ \frac{\mathcal{S}_j - \text{mean}(\mathcal{S})}{\text{Std}(\mathcal{S})} \right\}_{j=1}^{200} \quad (7)$$

- 3) Absolute values series:

$$f_3 = \{|\mathcal{S}_j|\}_{j=1}^{200} \quad (8)$$

The output of each of those three top-level features is a vector with 200 values. On that output, low-level features are calculated. Those include min, max, median, std, mean, kurtosis, skewness, and second max. An ensemble bagged trees model was trained with the HCF. It combines 30 decision trees with a minimum of 8 leaves each.

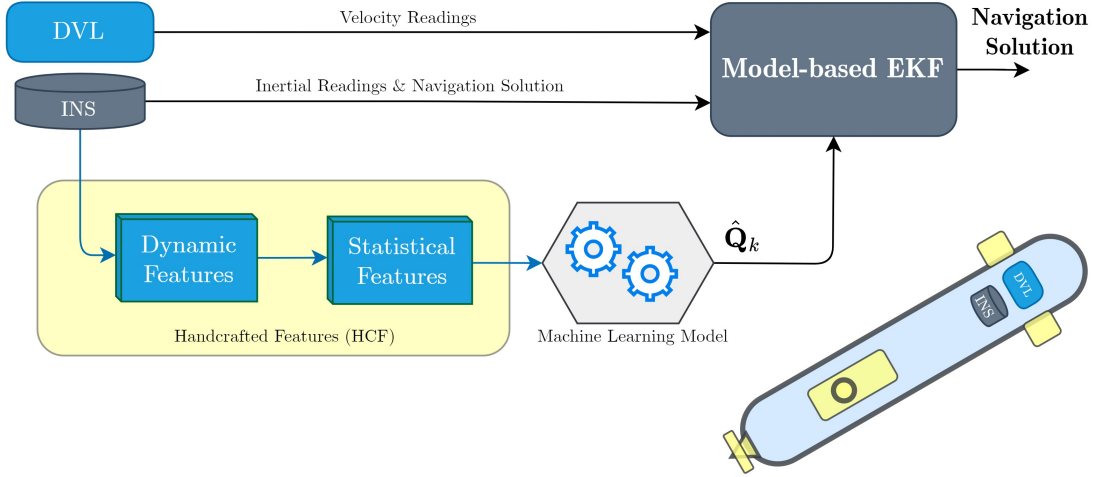


Fig. 1. Boosting the hybrid adaptive navigation filter in the INS/DVL fusion with handcrafted features for online tuning of the process noise covariance matrix.

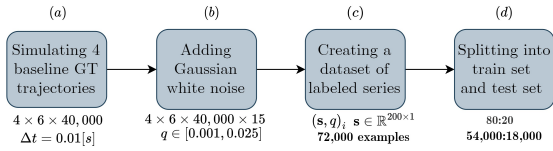


Fig. 2. Dataset generation and pre-processing phase.

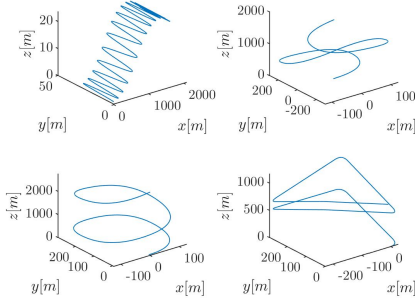


Fig. 3. Our four baseline trajectories used to create the dataset.

D. Hybrid Learning Approach

Applying the suggested adaptive tuning approach in an online setting involves integrating the INS/DVL with the regressor as presented in Fig. 1. Algorithm 1 describes the INS/DVL with process noise covariance learning in a real-time setup. The IMU signals are inserted both into the INS/DVL filter and the ML model.

III. ANALYSIS AND RESULTS

Two metrics are employed to evaluate the speed accuracy of the proposed approach:

- Speed root mean squared error (2^{nd} norm) for all three axes:

$$SRMSE = \sqrt{\frac{1}{y} \sum_{k=1}^y \sum_{j \in \{N, E, D\}} \delta \hat{v}_{jk}^2}. \quad (9)$$

Algorithm 1 Hybrid adaptive filter applied to INS/DVL

Input: $\omega_{ib}, \mathbf{f}_b, \mathbf{v}_{Aiding}, \Delta t_0, \Delta \tau, T, tuningRate$

Output: $\mathbf{v}^n, \varepsilon^n$

Initialization : $\mathbf{v}_0^n, \varepsilon_0^n$

LOOP Process

- 1: **for** $t = 0$ to T **do**
- 2: obtain $\omega_{ib}, \mathbf{f}_b$ (IMU readings)
- 3: solve navigation equations (3)
- 4: **if** $(mod(t, \Delta \tau) = 0)$ **then**
- 5: obtain \mathbf{v}_{DVL}
- 6: update navigation state using the es-EKF (8)-(14)
- 7: **end if**
- 8: Calculate HCF from IMU readings
- 9: Calculate model using HCF and predict \mathbf{Q}_{k+1}^c
- 10: **if** $mod(t, tuningRate) = 0$ **then**
- 11: $\mathbf{Q}_{k+1}^c \leftarrow \hat{\mathbf{Q}}_{k+1}^c(\mathcal{S}_k)$
- 12: **end if**
- 13: **end for**

- Speed mean absolute error for all three axis:

$$SMAE = \frac{1}{y} \sum_{k=1}^y \sum_{j \in \{N, E, D\}} |\delta \hat{v}_{jk}|, \quad (10)$$

where y is the number of samples, k is a running index for the samples, j is the running index for the velocity component in the North, East, and Down (NED) directions, and $\delta \hat{v}_{jk}$ is the velocity error term.

For comparison to the proposed HCF-Ensemble model, we implement our deep-learning model, as described in [24], and refer to it as DNN.

All INS/DVL simulation parameters, including the DVL and IMU, are provided in Table I. To evaluate the proposed approach a typical AUV trajectory, illustrated in Figure 5 was generated. An example of the inertial sensor simulated readings as a function of time are presented in (Fig. 6).

Two es-EKF with constant process noise and two model-based adaptive es-EKF were implemented and compared to

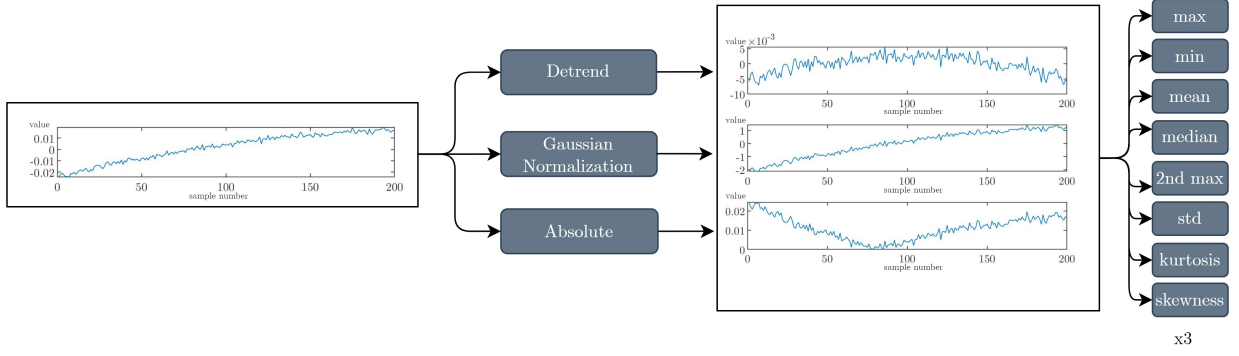


Fig. 4. HCF Pipeline: readings of an inertial sensor are inserted into three high-level features and then, for each one of them, eight low-level features are calculated.

TABLE I
INS/DVL NAVIGATION FILTER PARAMETERS.

Description	Symbol	Value
DVL noise (var)	R_{11}, R_{22}, R_{33}	$0.01[m/s]^2$
DVL step size	$\Delta\tau$	$1[s]$
Accelerometer noise (var)	Q_{11}, Q_{22}, Q_{33}	$0.01^2[m/s^2]^2$
Gyroscope noise (var)	Q_{44}, Q_{55}, Q_{66}	$0.001^2[rad/s]^2$
Simulation duration	T	$330[s]$
Initial velocity	\mathbf{v}_0^n	$[1, 0, 0]^T[m/s]$
Initial position	\mathbf{p}_0^n	$[32^0, 34^0, -5]^T[m]^T$

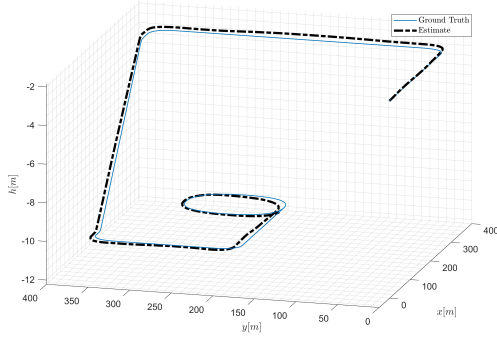


Fig. 5. AUV trajectory using the velocity aided navigation filter model vs. the ground truth trajectory.

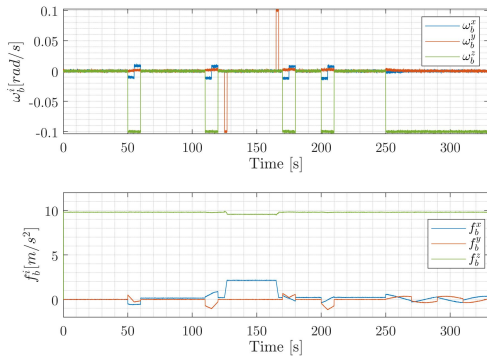


Fig. 6. IMU readings of the AUV simulation.

the proposed approach. All cases of the model-based es-EKF, including two cases with a constant process noise covariance matrix, were examined by performing 100 Monte Carlo (MC) simulations. Results in terms of SRMSE and MAE are presented in Table II for the model and hybrid approaches.

In the first line, the process noise covariance matrix was tuned according to the true IMU covariance values. It obtained SRMSE of 1.082[m/s] and SMAE of 0.961[m/s]. Then, we examined a case where the true noise covariance matrix values are multiplied by 20. As expected, this erroneous model-based approach obtained worse results than the previous one with SRMSE of 1.142 [m/s] and SMAE of 0.992[m/s]. Applying the innovation-based approach (rows three and four), leads to an improvement of 5.5% in the SMAE. Moving to hybrid approaches, our DNN model obtained an SRMSE of 1.055[m/s] and SMAE of 0.928[m/s], an improvement of 2.5% and 3.4%, respectively, over the first (constant) case. Our HCF-Ensemble hybrid model approach achieved an SRMSE of 0.98[m/s] and SMAE of 0.866[m/s], improvement of 10.4% and 9.8%, respectively, over the first (constant) case. It also improved the hybrid DNN approach by more than 9%.

TABLE II
EXPERIMENT RESULTS FOR SEVERAL MODEL AND LEARNING APPROACHES

Approach	SRMSE[m/s]	SMAE[m/s]
Constant $q_f^i = 0.01$ $q_\omega^i = 0.001$	1.082	0.961
Constant $q_f^i = 0.2$ $q_\omega^i = 0.02$	1.142	0.992
Adaptive $\xi = 1$	1.127	0.983
Adaptive $\xi = 5$	1.085	0.908
DNN	1.055	0.928
HCF-Ensemble	0.980	0.866

IV. CONCLUSIONS

The proper choice for the process noise covariance matrix is critical for accurate INS/DVL fusion. In this work, a hybrid learning model was suggested in an adaptive filter framework. To that end, a novel handcrafted features-based ensemble bagged trees model is suggested. The model learns, using a two-stage feature approach, and online tunes the system noise covariance. This learning approach was then combined

with the model-based es-EKF, resulting in a hybrid adaptive navigation filter.

The DNN models and our ensemble bagged trees model were trained on a simulated database consisting of four different baseline trajectories. To validate the performance of the proposed approach, it was compared to several model-based approaches representing both constant and adaptive process noise covariance selection on an unseen AUV simulation dataset.

Results show that our handcrafted feature ensemble model obtained an SRMSE of 0.98[m/s], an improvement of about 10% over using a constant noise covariance matrix. This improvement also demonstrates the robustness and generalization properties of the proposed ML model. Another advantage of using an ML approach instead of a deep-learning one is a reduction of the required time to train the learning model.

Although demonstrated for AUV INS/DVL fusion, the proposed approach can be elaborated for any external sensor aiding to the INS and for any type of platform.

REFERENCES

- [1] N. Karaboga and F. Latifoglu, "Adaptive filtering noisy transcranial Doppler signal by using artificial bee colony algorithm," *Engineering Applications of Artificial Intelligence*, vol. 26, no. 2, pp. 677–684, 2013.
- [2] A. Tal, I. Klein, and R. Katz, "Inertial navigation system/Doppler velocity log (INS/DVL) fusion with partial DVL measurements," *Sensors*, vol. 17, no. 2, p. 415, 2017.
- [3] O. Elhaki and K. Shojai, "A robust neural network approximation-based prescribed performance output-feedback controller for autonomous underwater vehicles with actuators saturation," *Engineering Applications of Artificial Intelligence*, vol. 88, p. 103382, 2020.
- [4] R. Eliav and I. Klein, "INS/partial DVL measurements fusion with correlated process and measurement noise," *Multidisciplinary Digital Publishing Institute Proceedings*, vol. 4, no. 1, p. 34, 2018.
- [5] Y. Bar-Shalom, X. R. Li, and T. Kirubarajan, *Estimation with applications to tracking and navigation: theory algorithms and software*. John Wiley & Sons, 2004.
- [6] J. Farrell, *Aided navigation: GPS with high rate sensors*. McGraw-Hill, Inc., 2008, pp: 393-395.
- [7] X. Lyu, B. Hu, K. Li, and L. Chang, "An Adaptive and Robust UKF Approach Based on Gaussian Process Regression-Aided variational Bayesian," *IEEE Sensors Journal*, vol. 21, no. 7, pp. 9500–9514, 2021.
- [8] C. H. Kang, C. G. Park, and J. W. Song, "An adaptive complementary Kalman filter using fuzzy logic for a hybrid head tracker system," *IEEE Transactions on Instrumentation and Measurement*, vol. 65, no. 9, pp. 2163–2173, 2016.
- [9] N. Davari and A. Gholami, "An asynchronous adaptive direct Kalman filter algorithm to improve underwater navigation system performance," *IEEE Sensors Journal*, vol. 17, no. 4, pp. 1061–1068, 2016.
- [10] D.-J. Jwo and S.-H. Wang, "Adaptive fuzzy strong tracking extended Kalman filtering for gps navigation," *IEEE Sensors Journal*, vol. 7, no. 5, pp. 778–789, 2007.
- [11] M. A. K. Jaradat and M. F. Abdel-Hafez, "Enhanced, delay dependent, intelligent fusion for INS/GPS navigation system," *IEEE Sensors Journal*, vol. 14, no. 5, pp. 1545–1554, 2014.
- [12] X. Tong, Z. Li, G. Han, N. Liu, Y. Su, J. Ning, and F. Yang, "Adaptive EKF based on HMM recognizer for attitude estimation using MEMS MARG sensors," *IEEE Sensors Journal*, vol. 18, no. 8, pp. 3299–3310, 2017.
- [13] J. He, C. Sun, B. Zhang, and P. Wang, "Adaptive Error-State Kalman Filter for Attitude Determination on a Moving Platform," *IEEE Transactions on Instrumentation and Measurement*, vol. 70, pp. 1–10, 2021.
- [14] R. Mehra, "On the identification of variances and adaptive Kalman filtering," *IEEE Transactions on Automatic Control*, vol. 15, no. 2, pp. 175–184, 1970.
- [15] L. Zhang, D. Sidoti, A. Bienkowski, K. R. Pattipati, Y. Bar-Shalom, and D. L. Kleinman, "On the identification of noise covariances and adaptive Kalman filtering: A new look at a 50 year-old problem," *IEEE Access*, vol. 8, pp. 59 362–59 388, 2020.
- [16] I. Klein, "Data-Driven Meets Navigation: Concepts, Models, and Experimental Validation," *Inertial sensors and systems, Braunschweig, Germany*, 2022.
- [17] N. Cohen and I. Klein, "Beamsnet: A data-driven Approach Enhancing Doppler Velocity Log Measurements for Autonomous Underwater Vehicle Navigation," *Engineering Applications of Artificial Intelligence*, Vol. 114, 105216, 2022.
- [18] M. Yona and I. Klein, "Compensating for Partial Doppler Velocity Log Outages by Using Deep-Learning Approaches," in *2021 IEEE International Symposium on Robotic and Sensors Environments (ROSE)*. IEEE, 2021, pp. 1–5.
- [19] N. Cohen and I. Klein, "AUV Velocity Vector Estimation in Situations of Limited DVL Beam Measurements," *IEEE Oceans 2022, Hampton Roads*, 2022.
- [20] D. Li, J. Xu, H. He, and M. Wu, "An underwater integrated navigation algorithm to deal with DVL malfunctions based on deep learning," *IEEE Access*, vol. 9, pp. 82 010–82 020, 2021.
- [21] Y. Yao, X. Xu, X. Xu, and I. Klein, "Virtual beam aided SINS/DVL tightly coupled integration method with partial DVL measurements," *IEEE Transactions on Vehicular Technology*, 2022.
- [22] C. Shen, Y. Zhang, X. Guo, X. Chen, H. Cao, J. Tang, J. Li, and J. Liu, "Seamless GPS/inertial navigation system based on self-learning square-root cubature Kalman filter," *IEEE Transactions on Industrial Electronics*, vol. 68, no. 1, pp. 499–508, 2020.
- [23] B. Or and I. Klein, "Learning Vehicle Trajectory Uncertainty," *arXiv preprint arXiv:2206.04409*, 2022.
- [24] B. Or and I. Klein, "A Hybrid Model and Learning-Based Adaptive Navigation Filter," *IEEE Transactions on Instrumentation and Measurement*, pp. 1–1, 2022.
- [25] M. Gashler, C. Giraud-Carrier, and T. Martinez, "Decision tree ensemble: Small heterogeneous is better than large homogeneous," in *2008 Seventh International Conference on Machine Learning and Applications*. IEEE, 2008, pp. 900–905.
- [26] A. J. Myles, R. N. Feudale, Y. Liu, N. A. Woody, and S. D. Brown, "An introduction to decision tree modeling," *Journal of Chemometrics: A Journal of the Chemometrics Society*, vol. 18, no. 6, pp. 275–285, 2004.