

Quantum Stirling heat engine with squeezed thermal reservoir

Nikolaos Papadatos*

Department of Physics, University of Patras, 26500 Greece

We analyze the performance of a quantum Stirling heat engine (QSHE), using a two level system and the harmonic oscillator as the working medium, that contacts with a squeezed thermal reservoir and a cold reservoir. First, we derive closed-form expressions for the produced work and efficiency which strongly depends on the squeezing parameter r_h . Then, we prove that the effect of squeezing heats the working medium to a higher effective temperature which leads to better overall performance. In particular, the efficiency increases with the degree of squeezing surpassing the standard Carnot limit, when the ratio of temperatures of hot and cold reservoir is small. Furthermore, we derive the analytical expressions for the efficiency at maximum work and the maximum produced work in the high and low temperature regime and we find that at extreme temperatures the squeezing parameter r_h does not affect the performance of the QSHE. Finally, the performance of the QSHE depends on the nature of the working medium.

I. INTRODUCTION

A. Motivation

Over the past few years, the emerging field of quantum thermodynamics has attracted an increasing attention to the scientific community, trying to find the quantum origin of the laws of thermodynamics [1]. Fundamental thermodynamic variables such as temperature T , internal energy U , etc., have been investigated extensively in terms of classical, statistical, quantum and relativistic quantum thermodynamics [2]-[18]. Furthermore, the comprehension of the laws of classical thermodynamics is attainable, in the context of quantum heat engines (QHEs), comparing thermodynamic quantities such as work and efficiency in terms of quantum variables.

The QHE was first studied by Scovil and Schulz-DuBois in 1959 using a 3-level maser [19]. Thenceforward, the study of performance of QHEs [20] has paved the way to new fields of research. In particular, the work and efficiency of QHEs [21], [22] have been analyzed with respect to the role of coherence, [23]-[29], the impact of entanglement [30]-[33] the effect of a many-particle working medium [34]-[38], the effect of the degeneracy factor in the energy levels [40] [41], fast Otto-cycle [42], endoreversible Otto engine with harmonic oscillator as working medium [43], endoreversible engines [43], [44], [45], an engine based on many body localization as a working fluid [46].

A new era of quantum thermodynamics is the relativistic quantum thermodynamics, especially in the context of QHEs. In particular, the construction of a QHE that includes relativistic effects. The following literature is indicative of the need for more research. The

*Electronic address: n.papadatos@upatras.gr

performance of QHEs has been analyzed with a relativistic particle confined in the one-dimensional potential well as working substance [47], with the thermodynamical properties of relativistic and quantum fields [48], with non-relativistic working medium interacting with a relativistic bath [49], with QHEs based on Unruh effect [50], [51].

One of the goals of studying quantum machines is to find ways to improve its overall performance [52], [53]. Studies have emphasized that Reinforcement-Learning [54] and nonequilibrium quantum reservoirs [55] such as coherent [56]-[58] and correlated [59] can improve the performance of a quantum heat engine. Additionally, the concept of squeezed thermal reservoir in quantum thermodynamics has started to create an increasing interest. The quantum Otto heat engine whose working medium is in contact with squeezed reservoirs has been studied extensively and presents some very interesting features. In particular, the efficiency at maximum power increases with the degree of squeezing, surpassing the standard Carnot limit [60]-[67]. In the real world, the efficiency at maximum power is more important quantity instead of maximum efficiency, at which power is zero [68]. The efficiency at maximum power was first studied by Curzon and Ahlborn (CA) [69] and they found that $\eta_{CA} = 1 - \sqrt{\frac{T_c}{T_h}}$, where T_c and T_h is the temperature of the cold and hot reservoir respectively.

The question arises as to what impact the squeezed thermal bath will have to another thermodynamic cycle, such as the Stirling thermodynamic cycle that has received less attention. Stirling thermodynamic cycle has two isothermal and two isochoric processes [70] and produces more work than that of the Otto cycle under the same parameters or equal efficiency conditions and operates a wider range of coupling strengths [71].

The aim of this paper is to study the performance of a QHE in which the working medium interacts with a pure cold reservoir and a squeezed thermal reservoir [72]-[74]. In particular, we analyze the quantum equivalent of the classical Stirling cycle [75]-[90] in which the hot reservoir is replaced by a thermal squeezed reservoir. We observe that the squeezing parameter r_h improves the performance of QSHE, especially in the small ratio between hot and cold reservoir which means that the engine has less energetic cost. On the other hand, the generation of squeezing has a thermodynamic cost which depends on the specific configuration employed [91], [92]. Generally speaking, when the cost of generating a squeezed state is included in the computation of efficiency of the engine, the squeezed reservoirs are costly [93]. However, we focus on studying the performance of QSHE without including the energy losses from the generation of squeezing.

B. Analysis and results

Our QHE consists of a working medium that is weakly coupled to pure cold reservoir and a squeezed thermal reservoir on alternate pace according to the Stirling thermodynamic cycle. We analyse two cases as far as the working medium is concerned, a two level system and a harmonic oscillator. Our results are the following:

- (i) We derive closed-form expressions for the produced work and efficiency which strongly depends on the squeezing parameter r_h .
- (ii) In both cases of working mediums, the produced work and the efficiency of the QSHE increases with the degree of squeezing, see Figs. 1-9.

- (iii) The performance of QSHE, i.e., the efficiency and the total produced work depends on the nature of the working medium, see Figs. 1-9.
- (iv) The effective temperature due to squeezing is always higher than the temperature of the thermal reservoir.
- (v) We derived the analytic expression for the efficiency at maximum work and the maximum produced work in the high and low temperature regime.
- (vi) In the low temperature regime, the efficiency of the QSHE with a two level system as a working medium coincides with the efficiency of quantum Otto heat engine.
- (vii) At extreme temperatures the squeezing parameter r_h does not affect the performance of the QSHE.

The structure of this paper is the following. In Sec.II we examine the first case of QSHE with a two level system as a working medium. In Sec.III, we examine the second case of QSHE with harmonic oscillator as a working medium. The conclusions are presented in Sec. IV.

II. QUANTUM STIRLING HEAT ENGINE - TWO LEVEL ATOM

In this section, we use a two level system (TLS) of frequency ω as the working medium. The Hamiltonian is $H = \frac{1}{2}\hbar\omega\sigma^z$. The TLS interacts with the squeezed thermal reservoir at temperature T_h , squeeze parameter r_h and the phase ϕ . The density matrix equation is [94]

$$\begin{aligned} \frac{\partial \hat{\rho}}{\partial \tau} = & \Gamma[N + 1] \left(\hat{\sigma}_- \hat{\rho} \hat{\sigma}_+ - \frac{1}{2} \hat{\sigma}_+ \hat{\sigma}_- \hat{\rho} - \frac{1}{2} \hat{\rho} \hat{\sigma}_+ \hat{\sigma}_- \right) + \Gamma N \left(\hat{\sigma}_+ \hat{\rho} \hat{\sigma}_- - \frac{1}{2} \hat{\sigma}_- \hat{\sigma}_+ \hat{\rho} - \frac{1}{2} \hat{\rho} \hat{\sigma}_- \hat{\sigma}_+ \right) - \\ & - \Gamma M \hat{\sigma}_+ \hat{\rho} \hat{\sigma}_+ - \Gamma M^* \hat{\sigma}_- \hat{\rho} \hat{\sigma}_-, \end{aligned} \quad (1)$$

where

$$N = n \cosh(2r_h) + \sinh^2(r_h), \quad (2)$$

and

$$M = -\cosh(r_h) \sinh(r_h) e^{i\phi} (2n + 1), \quad (3)$$

and

$$n = \frac{1}{e^{\frac{\hbar\omega}{k_B T}} - 1}, \quad (4)$$

is the mean number of quanta. We notice that the asymptotic state does not depend on the squeezed phase ϕ .

$$\rho = \frac{1}{(2n + 1) \cosh(2r)} \begin{pmatrix} n \cosh(2r) + \sinh^2(r) & 0 \\ 0 & n \cosh(2r) + \cosh^2(r) \end{pmatrix}, \quad (5)$$

equivalently, we have

$$\rho = \frac{1}{(2N+1)} \begin{pmatrix} N & 0 \\ 0 & N+1 \end{pmatrix}. \quad (6)$$

The expectation value of energy is given by

$$U = \langle \hat{E} \rangle = \text{Tr}(\hat{\rho} \hat{H}), \quad (7)$$

thus,

$$U = -\frac{\hbar\omega}{2[2N+1]}. \quad (8)$$

The quantum Stirling heat engine is the quantum counterpart of classical Stirling thermodynamic cycle. It consists of two isothermal processes and two isochoric processes. In the first case, as the working medium, we have a two level system that interacts with a hot squeezed reservoir and a cold bath on alternate pace so as to perform a quantum Stirling thermodynamic cycle.

The general quantum Stirling cycle has the following four repeated cyclically steps:

- (i) Isothermal compression: $A(\omega_2, T_h) \rightarrow B(\omega_1, T_h)$. Initially, the TLS contacts with the hot squeezed reservoir at a constant temperature T_h that can be described by a unitary squeezed operator with squeezed parameters r_h and ϕ . During this process the mean number of quanta and the energy gaps must change simultaneously in order for the system to remain in an equilibrium state. The heat absorbed by the working medium is $Q_{AB} = T_h \Delta S_{AB}$.
- (ii) Isochoric compression: $B(\omega_1, T_h) \rightarrow C(\omega_1, T_c)$. In the second stroke, the TLS is disconnected from the hot squeezed bath and is connected with the cold bath at temperature T_c with fixed frequency.
- (iii) Isothermal expansion: $C(\omega_1, T_c) \rightarrow D(\omega_2, T_c)$. In the third stroke, the TLS is still coupled with the cold bath and the frequency increases from $\omega_1 \rightarrow \omega_2$. The heat released is $Q_{CD} = T_c \Delta S_{CD}$.
- (iv) Isochoric expansion: $D(\omega_2, T_c) \rightarrow A(\omega_2, T_h)$. Finally, at constant frequency the TLS is disconnected from the cold bath and is connected with the hot squeezed bath at temperature T_h with fixed frequency.

The entropy for a TLS at thermal equilibrium is

$$S[\hat{\rho}] = -k_B \text{Tr}(\hat{\rho} \log \hat{\rho}), \quad (9)$$

thus

$$S = -\frac{1}{(2n+1) \cosh 2r_h} k_B \left((\cosh^2 r_h + n \cosh 2r_h) \log \frac{2n+1 + (\cosh 2r_h)^{-1}}{4n+2} + (n \cosh 2r_h + \sinh^2 r_h) \log \frac{n + \sinh^2 r_h \text{sech}^2 2r_h}{2n+1} \right). \quad (10)$$

We compute the entropy change in process AB

$$\begin{aligned}
S_{AB} &= S(B) - S(A) = \\
&= k_B \log \left[\frac{\cosh\left(\frac{\hbar\omega_1}{2k_B T_h}\right)}{\cosh\left(\frac{\hbar\omega_2}{2k_B T_h}\right)} \right] + F_{r_h}(\omega_2) \frac{\hbar\omega_2}{2T_h} \tanh\left(\frac{\hbar\omega_2}{2k_B T_h}\right) - F_{r_h}(\omega_1) \frac{\hbar\omega_1}{2T_h} \tanh\left(\frac{\hbar\omega_1}{2k_B T_h}\right) + \\
&\quad + \frac{1}{2} k_B \log \left[\frac{1 + (1 - S_{r_h}^2) \sinh^2\left(\frac{\hbar\omega_2}{2k_B T_h}\right)}{1 + (1 - S_{r_h}^2) \sinh^2\left(\frac{\hbar\omega_1}{2k_B T_h}\right)} \right], \tag{11}
\end{aligned}$$

where

$$F_{r_h}(\omega_i) = S_{r_h} \left\{ 1 + \frac{k_B T_h}{\hbar\omega_i} \log \left[\frac{1 + S_{r_h} + e^{-\frac{\hbar\omega_i}{k_B T_h}} (1 - S_{r_h})}{1 + S_{r_h} + e^{\frac{\hbar\omega_i}{k_B T_h}} (1 - S_{r_h})} \right] \right\}, \tag{12}$$

and

$$S_{r_h} = \operatorname{sech}(2r_h). \tag{13}$$

Consequently, the heat from this process is,

$$Q_{AB} = T_h [S(B) - S(A)], \tag{14}$$

from (11) we obtain

$$\begin{aligned}
Q_{AB} &= k_B T_h \log \left[\frac{\cosh\left(\frac{\hbar\omega_1}{2k_B T_h}\right)}{\cosh\left(\frac{\hbar\omega_2}{2k_B T_h}\right)} \right] + F_{r_h}(\omega_2) \frac{\hbar\omega_2}{2} \tanh\left(\frac{\hbar\omega_2}{2k_B T_h}\right) - F_{r_h}(\omega_1) \frac{\hbar\omega_1}{2} \tanh\left(\frac{\hbar\omega_1}{2k_B T_h}\right) + \\
&\quad + \frac{1}{2} k_B T_h \log \left[\frac{1 + (1 - S_{r_h}^2) \sinh^2\left(\frac{\hbar\omega_2}{2k_B T_h}\right)}{1 + (1 - S_{r_h}^2) \sinh^2\left(\frac{\hbar\omega_1}{2k_B T_h}\right)} \right]. \tag{15}
\end{aligned}$$

The heat absorbed in the isothermal process AB using a thermal squeezed reservoir (15), has the usual form but with coefficients that contains the squeezing parameter r_h .

In the limit $r_h \rightarrow 0$, Eq 15 takes the form,

$$Q_{AB} = k_B T_h \log \left[\frac{\cosh\frac{\hbar\omega_1}{2T_h}}{\cosh\frac{\hbar\omega_2}{2k_B T_h}} \right] + \frac{\hbar\omega_2}{2} \tanh\left(\frac{\hbar\omega_2}{2k_B T_h}\right) - \frac{\hbar\omega_1}{2} \tanh\left(\frac{\hbar\omega_1}{2k_B T_h}\right) \tag{16}$$

The work output per cycle according to the first law of thermodynamics [3], [95]

$$Q_{AB} = \Delta U_{AB} + W_{AB}. \tag{17}$$

The expectation value of energy from (8) is:

$$\begin{aligned}\langle \hat{H} \rangle_A &= -\frac{\hbar\omega_2}{2} S(r_h) \tanh\left(\frac{\hbar\omega_2}{2k_B T_h}\right), & \langle \hat{H} \rangle_B &= -\frac{\hbar\omega_1}{2} S(r_h) \tanh\left(\frac{\hbar\omega_1}{2k_B T_h}\right), \\ \langle \hat{H} \rangle_C &= -\frac{\hbar\omega_1}{2} \tanh\left(\frac{\hbar\omega_1}{2k_B T_c}\right), & \langle \hat{H} \rangle_D &= -\frac{\hbar\omega_2}{2} \tanh\left(\frac{\hbar\omega_2}{2k_B T_c}\right).\end{aligned}\quad (18)$$

The expectation value of work is:

$$\begin{aligned}W_{AB} &= k_B T_h \log \left[\frac{\cosh\left(\frac{\hbar\omega_1}{2k_B T_h}\right)}{\cosh\left(\frac{\hbar\omega_2}{2k_B T_h}\right)} \right] + \frac{1}{2} k_B T_h \log \left[\frac{1 + (1 - S_{r_h}^2) \sinh^2\left(\frac{\hbar\omega_2}{2k_B T_h}\right)}{1 + (1 - S_{r_h}^2) \sinh^2\left(\frac{\hbar\omega_1}{2k_B T_h}\right)} \right] + \\ &+ G(\omega_2) \tanh\left(\frac{\hbar\omega_2}{2k_B T_h}\right) - G(\omega_1) \tanh\left(\frac{\hbar\omega_1}{2k_B T_h}\right),\end{aligned}\quad (19)$$

where

$$G(\omega_i) = S_{r_h} \frac{k_B T_h}{\hbar\omega_i} \log \left[\frac{1 + S_{r_h} + e^{-\frac{\hbar\omega_i}{k_B T_h}} (1 - S_{r_h})}{1 + S_{r_h} + e^{\frac{\hbar\omega_i}{k_B T_h}} (1 - S_{r_h})} \right] \quad (20)$$

Following the same procedure as before we compute the heat and work in the third stroke

$$Q_{CD} = T_c [S(D) - S(C)] = k_B T_c \log \left[\frac{\cosh\left(\frac{\hbar\omega_2}{2k_B T_c}\right)}{\cosh\left(\frac{\hbar\omega_1}{2k_B T_c}\right)} \right] + \frac{\hbar\omega_1}{2} \tanh\left(\frac{\hbar\omega_1}{2k_B T_c}\right) - \frac{\hbar\omega_2}{2} \tanh\left(\frac{\hbar\omega_2}{2k_B T_c}\right), \quad (21)$$

and

$$W_{CD} = k_B T_c \log \left[\frac{\cosh\left(\frac{\hbar\omega_2}{2k_B T_c}\right)}{\cosh\left(\frac{\hbar\omega_1}{2k_B T_c}\right)} \right]. \quad (22)$$

In the quantum isochoric process, no work is done, thus the absorbed or released heat is:

$$Q_{BC} = U(C) - U(B) = \frac{\hbar\omega_1}{2} \left[\operatorname{sech}(2r_h) \tanh\left(\frac{\hbar\omega_1}{2k_B T_h}\right) - \tanh\left(\frac{\hbar\omega_1}{2k_B T_c}\right) \right], \quad (23)$$

$$Q_{DA} = U(A) - U(D) = \frac{\hbar\omega_2}{2} \left[\tanh\left(\frac{\hbar\omega_2}{2k_B T_c}\right) - \operatorname{sech}(2r_h) \tanh\left(\frac{\hbar\omega_2}{2k_B T_h}\right) \right]. \quad (24)$$

The total work is computed from (19) and (22), $W = W_{AB} + W_{CD}$, thus:

$$\begin{aligned}W &= k_B T_h \log \left[\frac{\cosh\left(\frac{\hbar\omega_1}{2k_B T_h}\right)}{\cosh\left(\frac{\hbar\omega_2}{2k_B T_h}\right)} \right] + k_B T_c \log \left[\frac{\cosh\left(\frac{\hbar\omega_2}{2k_B T_c}\right)}{\cosh\left(\frac{\hbar\omega_1}{2k_B T_c}\right)} \right] + \frac{k_B T_h}{2} \log \left[\frac{1 + (1 - S_{r_h}^2) \sinh^2\left(\frac{\hbar\omega_2}{2k_B T_h}\right)}{1 + (1 - S_{r_h}^2) \sinh^2\left(\frac{\hbar\omega_1}{2k_B T_h}\right)} \right] + \\ &+ G(\omega_2) \tanh\left(\frac{\hbar\omega_2}{2k_B T_h}\right) - G(\omega_1) \tanh\left(\frac{\hbar\omega_1}{2k_B T_h}\right).\end{aligned}\quad (25)$$

In Figs. 1 and 2 we plot the produced work $W/k_B T_C$ of the QSHE as a function of the ratio of frequencies ω_2/ω_1 and temperatures T_h/T_C respectively, with different values of the squeezing parameter r_h . We notice that the squeezing parameter r_h plays a pivotal role in the work production due to the fact that the work is maximum even if the ratio of hot and cold temperature is small, meaning less energetic cost.

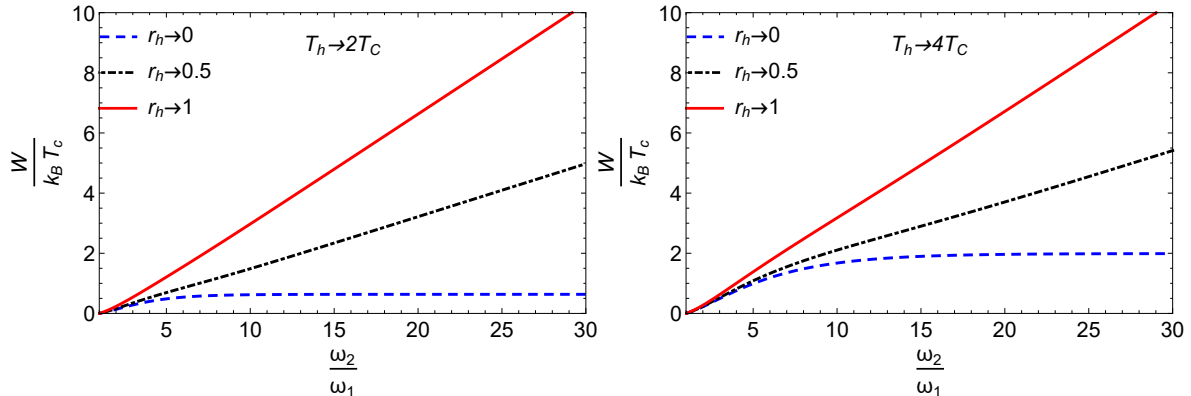


FIG. 1: Total work output $W/k_B T_C$ as a function of the frequency modulation ω_2/ω_1 , for different values of the squeezed parameter r_h .

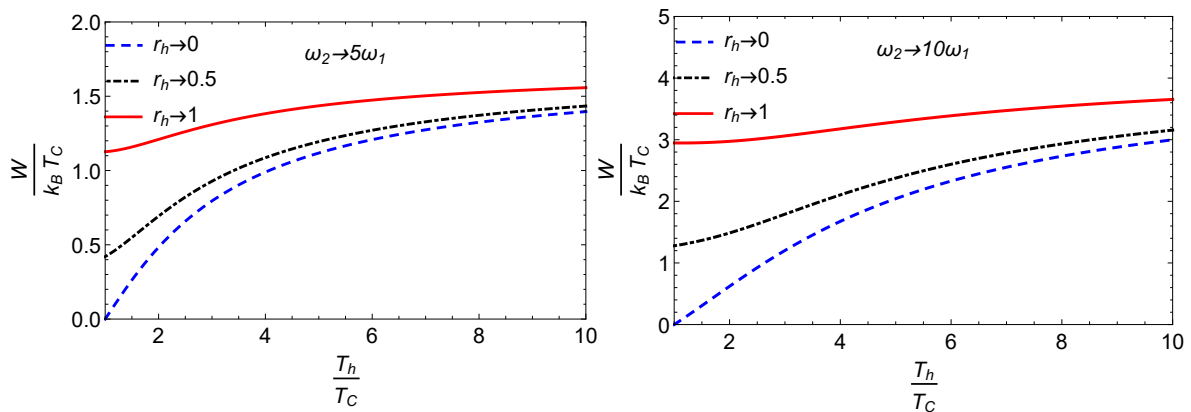


FIG. 2: Total work output $W/k_B T_C$ as a function of the temperature T_h/T_C , for different values of the squeezed parameter r_h .

The system absorbs heat only during the first isothermal stroke and the final isochoric stroke, thus, the total heat absorbed during a complete cycle

$$Q_H = Q_{AB} + Q_{DA}. \quad (26)$$

The average heat $\langle \hat{Q} \rangle_H \geq 0$ absorbed from the hot squeezed reservoir and the average heat $\langle \hat{Q} \rangle_C \leq 0$ absorbed from the cold thermal reservoir. The mean work $\langle \hat{W} \rangle_{ab} \geq 0$ expresses the consumed work by the system and the $\langle \hat{W} \rangle_{cd} \leq 0$ means that the system produces work.

The efficiency of the QHE is the proportion of the total work per cycle with respect to the heat absorbed from the hot thermal reservoir:

$$\eta_S = \frac{\langle \hat{W} \rangle_{total}}{\langle \hat{Q} \rangle_H} = 1 + \frac{Q_{BC} + Q_{CD}}{Q_{AB} + Q_{DA}}. \quad (27)$$

In Fig. 3, we plot the efficiency η_S of our cycle as a function of the squeezing parameter r_h and compare it with Carnot and Curzon-Ahlborn efficiency [69]. We notice that the squeezing parameter r_h increases the efficiency, especially in the small ratio of temperatures, and the efficiency tends to Curzon-Ahlborn efficiency η_{CA} , which is the efficiency at maximum work [96]. On the other hand, when the ratio of temperatures T_h/T_C increases the squeezing parameter can not improve the performance of QSHE so as to surpass the Carnot efficiency η_C .

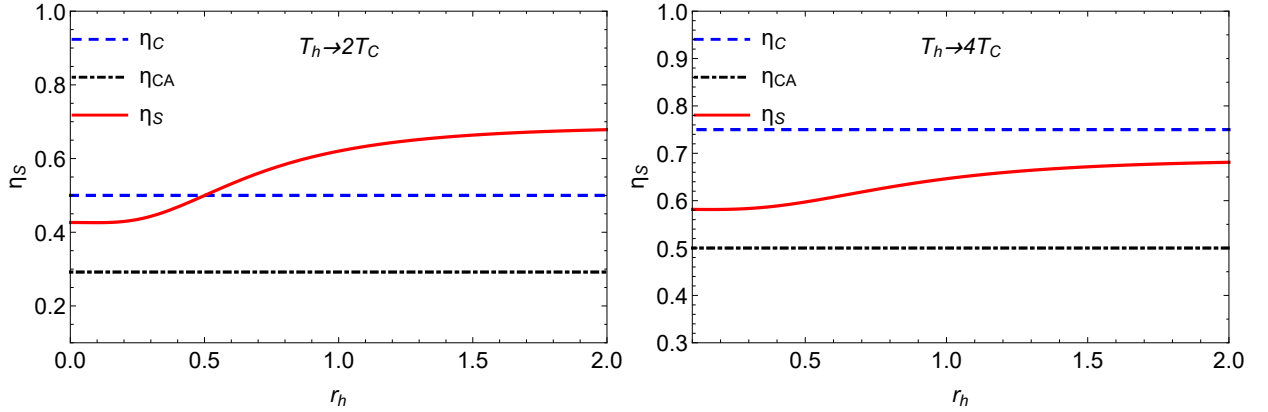


FIG. 3: Efficiency of the heat engine as a function of the squeezing parameter r_h in comparison to Carnot η_C and Curzon Ahlborn η_{CA} efficiency. Others parameters are $\omega_2 = 5\omega_1$.

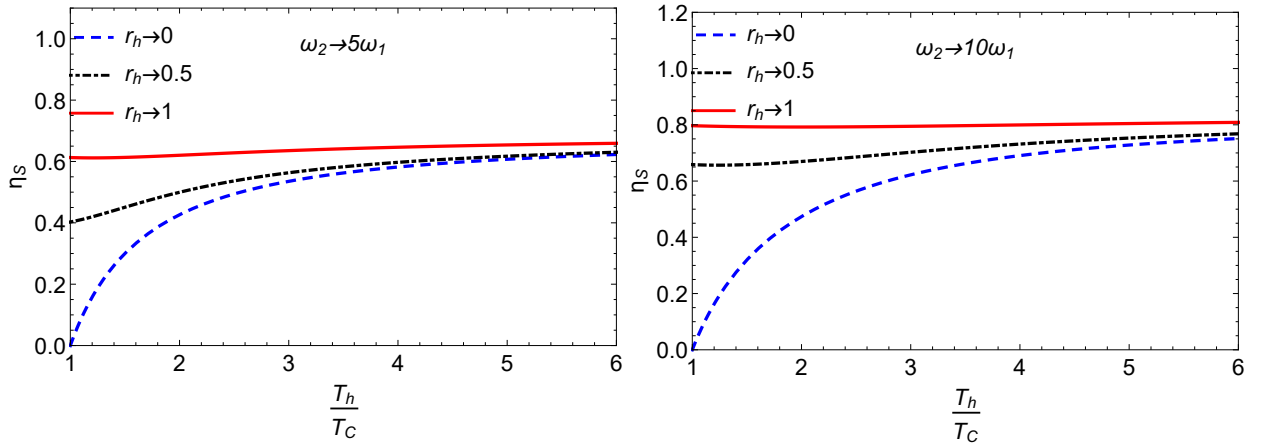


FIG. 4: Efficiency of the heat engine as a function of the temperatures T_c/T_h for different ratio of frequencies.

As indicated in Fig. 5 the efficiency of the QSHE increases with the increase of the ratio ω_2/ω_1 and the r_h .

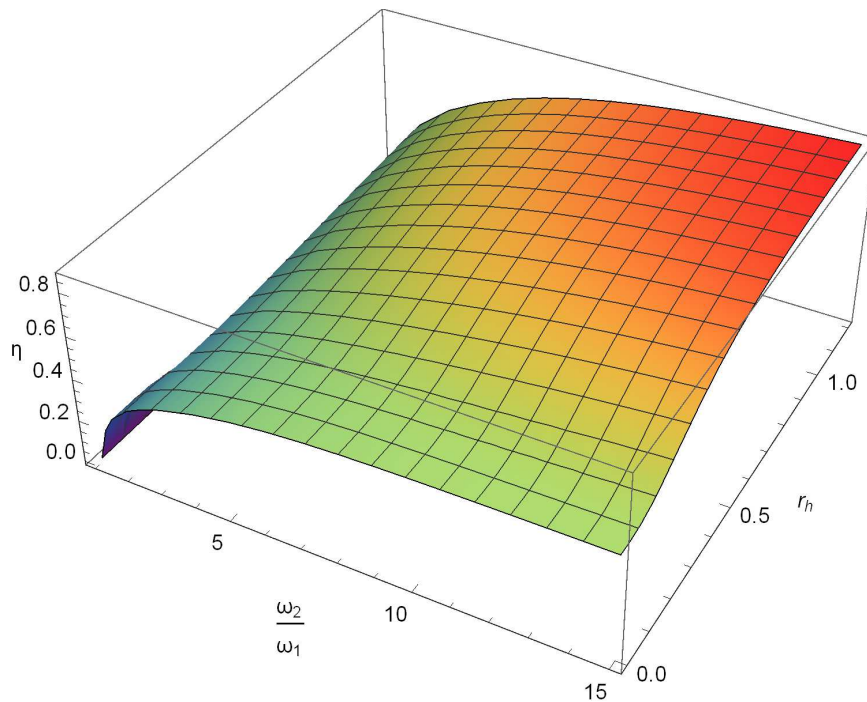


FIG. 5: Efficiency of the heat engine as a function of ω_2/ω_1 and the squeezing parameter r_h for $T_h = 2T_C$.

We highlight that the efficiency of the QSHE with squeezed thermal reservoir surpasses the standard Carnot limit when the ratio of hot and cold bath is small. This interesting result is caused when the squeezing parameter $r_h \rightarrow 1$, and its mechanisms can be explained as follows. At the end of the quantum isochoric process, the asymptotic state of the two level system is given from (6). When $r_h \rightarrow 0$ the asymptotic state of the two level system is given from,

$$\rho = \frac{1}{(2n+1)} \begin{pmatrix} n & 0 \\ 0 & n+1 \end{pmatrix}, \quad (28)$$

where n is given from (4). On the contrary, when $r_h > 0$, the asymptotic state of the two level system is given again from (28) but with an effective temperature that contains the squeezing parameter r_h and the temperature T ,

$$T^{eff} = \frac{\hbar\omega}{2k_B \operatorname{arctanh} \left[\frac{\tanh\left(\frac{\hbar\omega}{2k_B T}\right)}{\cosh(2r_h)} \right]}, \quad (29)$$

and T^{eff} is always higher than T due to the squeezed parameters r_h [97].

Let us now, proceed to examine the *high temperature limit*: $\frac{\omega}{T_h} \rightarrow 0$. The total produced work in the first order approximation is:

$$W_{ht} = \frac{\hbar^2(\omega_2^2 - \omega_1^2)}{8k_B} \left[S_{r_h}(S_{r_h} - 2) \frac{1}{T_h} + \frac{1}{T_C} \right]. \quad (30)$$

We use the second derivative test with respect to ω_2 [98] in order to find the maximum value of the produced work. In this case the produced work does not have a local maximum value.

Next, we compute the efficiency in the high temperature regime in the second order approximation:

$$\eta_{mw}^{ht} = 1 + \frac{2\frac{\omega_1^2}{\omega_2^2} S_{r_h}(1 - \eta_C) - (1 - \frac{\omega_1^2}{\omega_2^2})}{2 - (1 - \eta_C)\hbar S_{r_h} \left[2 - \hbar S_{r_h}(1 - \eta_C)(1 - \frac{\omega_1^2}{\omega_2^2}) \right]}. \quad (31)$$

Let us now, proceed to examine the *low temperature limit*: $\frac{\omega}{T_C} \rightarrow \infty$. The total produced work is:

$$W_{lt} = \frac{1}{2}\hbar(\omega_2 - \omega_1) + \frac{\hbar^2(\omega_2^2 - \omega_1^2)}{8k_B T_h} \left[S_{r_h}(S_{r_h} - 2) \right], \quad (32)$$

where the first and the second term is the first and second order approximation respectively. The maximum work is when

$$\omega_2 = \frac{2k_B T_h}{\hbar} \frac{1}{4 - 3S_{r_h}^2}. \quad (33)$$

The efficiency in the low temperature regime is

$$\eta_{mw}^{lt} = 1 - \frac{\omega_1}{\omega_2}, \quad (34)$$

which coincides with the efficiency of quantum Otto heat engine [99], [100] and is independent of the squeezing parameter r_h and depends on the ratio of the frequencies only. The efficiency at maximum work is taken from (33) and (34).

The second order approximation of the efficiency, which depends on squeezing parameter r_h , is:

$$\eta_{mw}^{lt} = 1 - \frac{\omega_1^2}{\omega_2^2} \frac{\frac{4k_B T_h}{\omega_1} - 2\hbar S_{r_h}}{\frac{4k_B T_h}{\omega_2} - \hbar S_{r_h} \left[2 - S_{r_h}(1 - \frac{\omega_1^2}{\omega_2^2}) \right]}. \quad (35)$$

III. QUANTUM STIRLING HEAT ENGINE - HARMONIC OSCILLATOR

In this section we examine the harmonic oscillator as the working medium of the QSHE. At first, we refer the thermal squeezed state of the harmonic oscillator. For a harmonic

oscillator of mass m and frequency ω , the squeezed thermal state results from the application of the squeezing operator to the thermal equilibrium state. The density matrix is as follows:

$$\rho_{sq} = \hat{S}(\xi)\rho_G\hat{S}^\dagger(\xi) = \hat{S}(\xi)\frac{e^{-\beta\hat{H}}}{Z(\beta)}\hat{S}^\dagger(\xi) \quad (36)$$

where $\hat{\rho}_G$ is the Gibbs state of the harmonic oscillator, and $\hat{S}(\xi)$ is the squeezed operator,

$$\hat{S}(\xi) = e^{\frac{1}{2}(\xi^*\alpha^2 - \xi\alpha^\dagger^2)}, \quad (37)$$

and

$$\xi = re^{i\theta},$$

is a complex number with $r \geq 0$ called the squeezing parameter with $\theta \in [0, 2\pi]$. The internal energy of the harmonic oscillator in a squeezed thermal state is [101]

$$\langle \hat{H} \rangle = \hbar\omega \left(n + \frac{1}{2} \right) \cosh(2r_h), \quad (38)$$

where

$$n = \frac{1}{e^{\frac{\hbar\omega}{k_B T}} - 1}. \quad (39)$$

In an analogous way, as in the first part of this work, we construct the four strokes of the QSHE with the harmonic oscillator as the working medium [102], and then we compute the expectation value of energy of each process, thus:

$$\begin{aligned} \langle \hat{H} \rangle_A &= \frac{\hbar\omega_2}{2S(r_h)} \coth\left(\frac{\hbar\omega_2}{2k_B T_h}\right), & \langle \hat{H} \rangle_B &= \frac{\hbar\omega_1}{2S(r_h)} \coth\left(\frac{\hbar\omega_1}{2k_B T_h}\right), \\ \langle \hat{H} \rangle_C &= \frac{\hbar\omega_1}{2} \coth\left(\frac{\hbar\omega_1}{2k_B T_c}\right), & \langle \hat{H} \rangle_D &= \frac{\omega_2}{2} \coth\left(\frac{\hbar\omega_2}{2k_B T_c}\right). \end{aligned} \quad (40)$$

Consequently, the heat in the isothermal process AB is:

$$Q_{AB} = k_B T_h \sum_{i=1}^2 (-1)^{i+1} \left\{ F_{r_h}(\omega_i) \log[F_{r_h}(\omega_i)] - (F_{r_h}(\omega_i) - 1) \log[F_{r_h}(\omega_i) - 1] \right\}, \quad (41)$$

where

$$F_{r_h}(\omega) = \frac{1}{2} \left[1 + S_{r_h}^{-1} \coth\left(\frac{\hbar\omega}{2k_B T_h}\right) \right]. \quad (42)$$

The expectation value of work in this process is obtained from the first law of thermodynamics:

$$W_{AB} = k_B T_h \sum_{i=1}^2 (-1)^{i+1} \left\{ F_{r_h}(\omega_i) \log[F_{r_h}(\omega_i)] - (F_{r_h}(\omega_i) - 1) \log[F_{r_h}(\omega_i) - 1] \right\} + \frac{\hbar\omega_2}{2S(r_h)} \coth\left(\frac{\hbar\omega_2}{2k_B T_h}\right) - \frac{\hbar\omega_1}{2S(r_h)} \coth\left(\frac{\hbar\omega_1}{2k_B T_h}\right). \quad (43)$$

In the quantum isochoric processes, no work is done, thus the absorbed or released heat is:

$$Q_{BC} = U(C) - U(B) = \frac{\hbar\omega_1}{2} \left[\coth\left(\frac{\hbar\omega_1}{2k_B T_c}\right) - \frac{1}{S(r_h)} \coth\left(\frac{\hbar\omega_1}{2k_B T_h}\right) \right] \quad (44)$$

$$Q_{DA} = U(A) - U(D) = \frac{\hbar\omega_2}{2} \left[\frac{1}{S(r_h)} \coth\left(\frac{\hbar\omega_2}{2k_B T_h}\right) - \coth\left(\frac{\hbar\omega_2}{2k_B T_c}\right) \right]. \quad (45)$$

Following the same procedure as before we compute the heat and work in the third stroke

$$Q_{CD} = T_c [S(D) - S(C)] = k_B T_c \log \left[\frac{\sinh\left(\frac{\hbar\omega_1}{2k_B T_c}\right)}{\sinh\left(\frac{\hbar\omega_2}{2k_B T_c}\right)} \right] + \frac{\hbar\omega_2}{2} \coth\left(\frac{\hbar\omega_2}{2k_B T_c}\right) - \frac{\hbar\omega_1}{2} \coth\left(\frac{\hbar\omega_1}{2k_B T_c}\right). \quad (46)$$

Consequently, the total produced work is:

$$W_{total} = k_B T_h \sum_{i=1}^2 (-1)^{i+1} \left\{ F_{r_h}(\omega_i) \log[F_{r_h}(\omega_i)] - (F_{r_h}(\omega_i) - 1) \log[F_{r_h}(\omega_i) - 1] \right\} + k_B T_c \log \left[\frac{\sinh\left(\frac{\hbar\omega_1}{2k_B T_c}\right)}{\sinh\left(\frac{\hbar\omega_2}{2k_B T_c}\right)} \right]. \quad (47)$$

In Figs. 6 and 7, we show that the total produced work increases monotonically from zero as a function of the frequency ratio respectively with the increase of the squeezing parameter r_h .

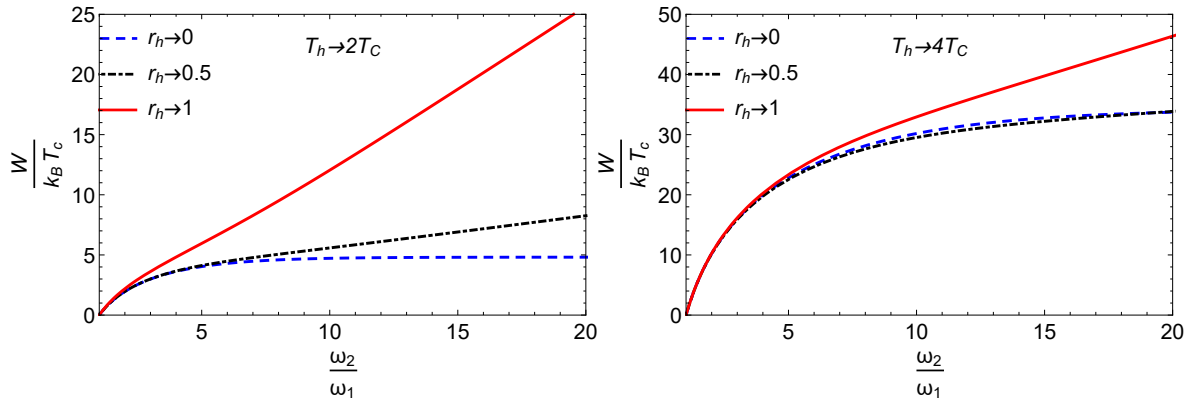


FIG. 6: Total work output $W/k_B T_c$ as a function of the frequency modulation, ω_2/ω_1 , for different values of the squeezed parameter r_h and temperature ratio.

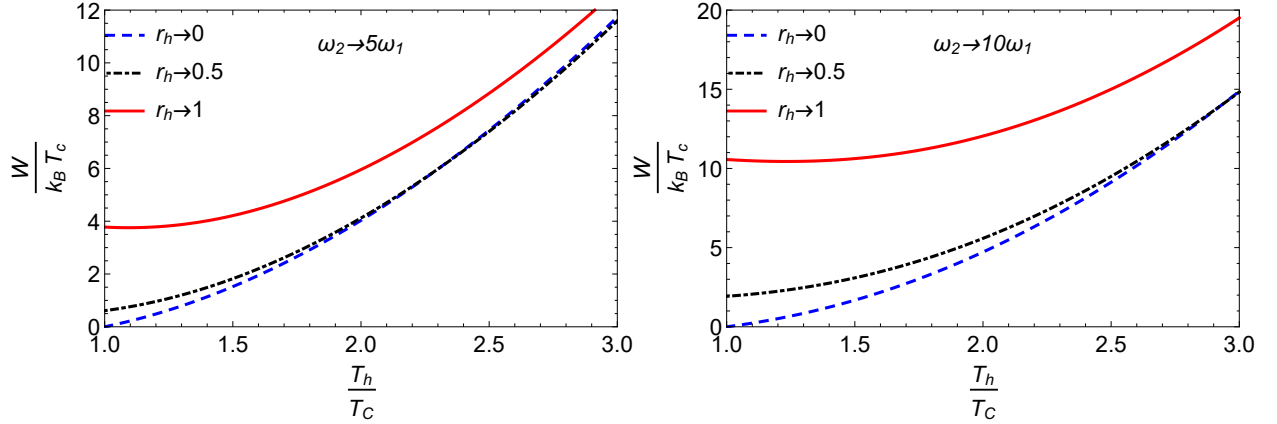


FIG. 7: Total work output, $W/k_B T_c$ as a function of temperatures ratio, T_h/T_c , for different values of the squeezed parameter r_h and frequency ratio.

Furthermore, we compute the efficiency of the QSHE

$$\eta = \frac{\langle \hat{W} \rangle_{total}}{\langle \hat{Q} \rangle_H} = 1 + \frac{Q_{BC} + Q_{CD}}{Q_{AB} + Q_{DA}}. \quad (48)$$

Due to the fact that the analytical expression of the efficiency of the QSHE is complicated, we plot the numerical result in Figs. 8 and 9. In Fig. 8 we plot the efficiency as a function to squeezing parameter r_h and compare it with the Curzon Ahlborn η_{CA} efficiency and the efficiency of the classical Stirling heat engine, which is the same with the Carnot efficiency η_C . We show that the increase of r_h can improve the efficiency of the QSHE so as to approach and surpass the Carnot limit.

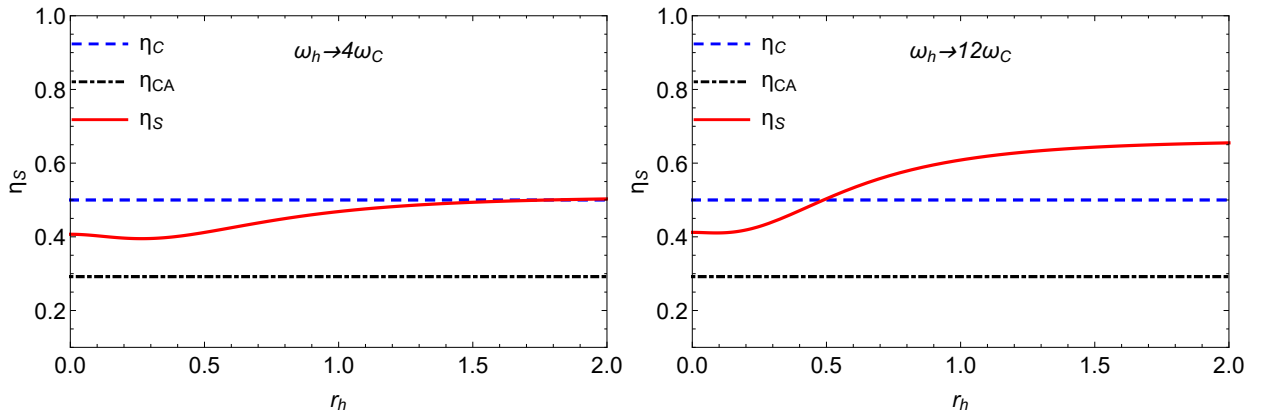


FIG. 8: Efficiency η as a function of the squeezed parameter r_h for different frequencies of the oscillator $\omega_1 = k_B T_c / \hbar$ in comparison to Carnot η_C and Curzon Ahlborn η_{CA} efficiency. Other parameters are $T_h = 2T_c$

In Fig. 9 we plot the efficiency of the QSHE as a function of the squeezing parameter r_h and the ratio of frequencies ω_2/ω_1 . We show that the efficiency increases with the increase of $\omega_1 = k_B T_c / \hbar$ and also with r_h .

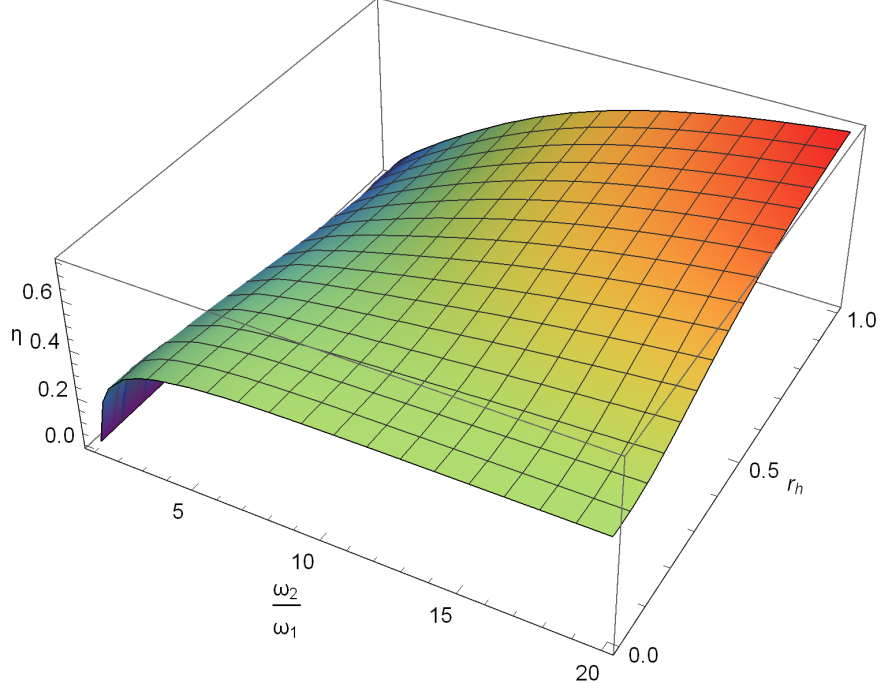


FIG. 9: Efficiency of QSHE with respect to ω_2/ω_1 and the squeezing parameter r_h . The oscillator's frequency is $\omega_1 = k_B T_C/\hbar$.

Let us now, proceed to examine the *high temperature limit*: $\frac{\omega}{T_h} \rightarrow 0$. The total produced work is:

$$W_{ht} = k_B(T_h - T_C) \log\left(\frac{\omega_2}{\omega_1}\right) + \frac{\hbar}{12k_B T_h S_{r_h}}(\omega_2^2 - \omega_1^2) + \frac{\hbar^2}{24}(\omega_1^2 - \omega_2^2) \left(\frac{S_{r_h}}{k_B T_h S_{2r_h}} + \frac{1}{k_B T_C} \right) \quad (49)$$

where the first term is the first order approximation and the rest terms are derived from the second-order approximation. Following the same procedure as in the first part of this work, we find that the maximum work is when

$$\omega_2 = \frac{2\sqrt{3k_B T_C \eta_C}}{\hbar \sqrt{1 + S_{2r_h}^{-1} S_{r_h}^2 (1 - \eta_C)}}. \quad (50)$$

Consequently, the efficiency at maximum work in the high temperature regime is:

$$\eta_{mw}^{ht} = \frac{\eta_C}{\eta_C - 1 + S_{r_h}^{-1} + \log\left(\frac{\omega_2}{\omega_1}\right)} \log\left(\frac{\omega_2}{\omega_1}\right). \quad (51)$$

Let us now, proceed to examine the *low temperature limit*: $\frac{\omega}{T_C} \rightarrow \infty$. The total produced work is:

$$W_{lt} = k_B T_h \log\left(\frac{\omega_2}{\omega_1}\right) + \frac{1}{2}\hbar(\omega_1 - \omega_2) + \frac{\hbar}{12}(\omega_1^2 - \omega_2^2)\left(\frac{1}{S_{r_h}} - \frac{S_{r_h}}{2S_{2r_h}}\frac{\hbar}{k_B T_h}\right) \quad (52)$$

where the first two terms are the first order approximation.

The maximum work is when

$$\omega_2 = \frac{1 + S_{2r_h} \frac{k_B T_h}{\hbar}}{2} \left[-3 + \sqrt{3(11 - 4S_{r_h}^2)} \right] \quad (53)$$

Consequently, the efficiency at maximum work in the low temperature regime is:

$$\eta_{mw}^{lt} = 1 + \frac{\hbar\omega_1 - 2k_B T_h S_{r_h}^{-1}}{-\hbar\omega_2 + 2k_B T_h [S_{r_h}^{-1} + \log\left(\frac{\omega_2}{\omega_1}\right)]} \quad (54)$$

IV. CONCLUSIONS

In this paper, we investigated a quantum Stirling heat engine (QSHE) with a two level system and a harmonic oscillator as the working medium that contacts with a squeezed thermal reservoir and a cold reservoir. We obtained closed-form expressions for the produced work and efficiency which depends strongly on the squeezing parameter r_h . Then we proved that the effect of squeezing heats the working medium to a higher effective temperature leading to a better overall performance. In particular, the efficiency increases with the degree of squeezing surpassing the standard Carnot limit, when the ratio of temperatures of hot and cold reservoir is small, which means that the engine has less energetic cost. Additionally, we derived the analytic expression for the efficiency at maximum work and the maximum produced work in the high and low temperature regime. We found that the efficiency in the low temperature regime coincides with the efficiency of quantum Otto heat engine and is independent of the squeezing parameter r_h , depending only on the ratio of frequencies. We noticed that in the first order approximation the efficiency at maximum work and the maximum produced work is independent of the squeezing parameter r_h . On the contrary, the aforementioned result in the second order approximation depends on the squeezing parameter r_h . This means that at extreme temperatures the squeezing parameter r_h does not affect the performance of the QSHE. Finally, the performance of the QSHE depends on the nature of the working medium.

-
- [1] S. Vinjanampathy and J. Anders, *Quantum thermodynamics*, Contemporary Physics 57:4, 545-579 (2016).
 - [2] Bimalendu N. Roy, *Fundamentals of Classical and Statistical Thermodynamics*, John Wiley and Sons; 1st edition (2002).
 - [3] R. Alicki and Kosloff R., *Introduction to Quantum Thermodynamics: History and Prospects*. In: Binder F., Correa L., Gogolin C., Anders J., Adesso G. (eds) *Thermodynamics in the Quantum Regime*. Fundamental Theories of Physics, vol 195. Springer, Cham. <https://doi.org/10.1007/978-3-319-99046-01> (2018).

- [4] H. B. Callen, *Thermodynamics and an Introduction to Thermostatistics*, Wiley: New York, NY, USA, (1985).
- [5] C. K. Yuen, *Lorentz Transformation of Thermodynamic Quantities*, Am. J. Phys. 38, 246 (1970); H. Callen and G. Horwitz, *Relativistic Thermodynamics*, Am. J. Phys. 39, 938 (1971); C. Farias, V. A. Pinto, and P. S.Moya, *What Is the Temperature of a Moving Body*, Sci. Rep. 7, 17657 (2017).
- [6] K. von Mosengeil, *Theorie der Stationären Strahlung in einem Gleichförmig Bewegten Hohlraum*, Ann. Phys. (Leipzig) 327, 867 (1907).
- [7] M. Planck, *Zur Dynamik Bewegter Systeme*, Sitzungsberichte der Königlich-Preussischen Akademie der Wissenschaften 542 (1907); *Zur Dynamik Bewegter Systeme*, Ann. Phys. 331, 1 (1908).
- [8] A. Einstein, *Über das Relativitätsprinzip und die aus Demselben Gezogenen Folgerungen*, Jahrb. Radioakt. Elektron. 4, 411 (1907).
- [9] H. Ott, *Lorentz-Transformation der Wärme und der Temperatur*, Z. Physik 175, 70 (1963).
- [10] H. Arzeliès, *Sur le Concept de Temperature en Thermodynamique Relativiste et en Thermodynamique Statistique*, Nuovo Ciment. B 40, 333 (1965).
- [11] P. T. Landsberg, *Does a Moving Body Appear Cool?*, Nature 212, 571 (1966).
- [12] H. Cai, *Velocity effect on the stimulated transition process of a multilevel atom in a thermal bath*, Eur.Phys.J.C 81 673 (2021).
- [13] N. Papadatos and C. Anastopoulos, *Relativistic Quantum Thermodynamics of Moving Systems*, Phys. Rev. D 102, 085005 (2020).
- [14] G. Cavalleri and G. Salgarelli, *Revision of the Relativistic Dynamics with Variable Rest Mass and Application to Relativistic Thermodynamics*, Nuovo Ciment. A62, 722 (1969).
- [15] S. S. Costa and G. E. A. Matsas, *Temperature and Relativity*, Phys. Lett. A209, 155 (1995).
- [16] P. T. Landsberg and G. E. A. Matsas, *Laying the Ghost of the Relativistic Temperature Transformation*, Phys. Lett. A223, 401 (1996).
- [17] P. T. Landsberg and G. E. A. Matsas, *The impossibility of a universal relativistic temperature transformation*, Physica A 340, 92 (2004).
- [18] T. K. Nakamura, *Lorentz Transform of Black-Body Radiation Temperature*, Europhys. Lett. 88, 20004 (2009).
- [19] H. E. D. Scovil and E. O. Schulz-DuBois, *Three-Level Masers as Heat Engines*, Phys. Rev. Lett. 2, 262 (1959).
- [20] D. Gelbwaser-Klimovsky, R. Alicki, and G. Kurizki, *Minimal universal quantum heat machine*, Phys. Rev. E 87, 012140 (2013).
- [21] R. Alicki, *The quantum open system as a model of the heat engine* J. Phys. A: Math. Gen. 12 (1979).
- [22] E. Geva and R. Kosloff, *A quantum-mechanical heat engine operating in finite time. A model consisting of spin-1/2 systems as the working fluid*, J. Chem. Phys. 96, 3054 (1992).
- [23] M. O. Scully, M. S. Zubairy, G. S. Agarwal, and H. Walther, *Extracting Work from a Single Heat Bath via Vanishing Quantum Coherence*, Science, 299, 862 (2003).
- [24] M. M. Scully, K. R. Chapin, K. E. Dorfman, M. B. Kim, A. Svidzinsky, *Quantum heat engine power can be increased by noise-induced coherence*, Proc. Natl. Acad. Sci. USA 108, 15097-15100 (2011).
- [25] R. Uzdin, *Coherence-Induced Reversibility and Collective Operation of Quantum Heat Machines via Coherence Recycling.*, Phys. Rev. Appl. 6, 024004 (2016).
- [26] G. Watanabe, B. P. Venkatesh, P. Talkner, *Quantum Performance of Thermal Machines*

- over Many Cycles*, New J. Phys. 22, 013055 (2020).
- [27] R. Dann, R and Kosloff *Quantum signatures in the quantum Carnot cycle*, New J. Phys. 22, 013055 (2020).
- [28] T. Feldmann, R. Kosloff, *Short time cycles of purely quantum refrigerators*, Phys. Rev. E 85, 051114 (2012).
- [29] K. Hammam, Y. Hassouni, R. Fazio, G. Manzano, *Optimizing autonomous thermal machines powered by energetic coherence*, New J. Phys. 23, 043024 (2021).
- [30] T. Zhang, W. T. Liu, P, X. Chen, C. Z Li, *Four-level entangled quantum heat engines*, Phys. Rev. A 75, 062102 (2007).
- [31] H. Wang, S. Liu, and J. He *Thermal entanglement in two-atom cavity QED and the entangled quantum Otto engine*, Phys. Rev. E 79, 041113 (2009).
- [32] R. Dillenschneider and E. Lutz, *Energetics of quantum correlations*, Europhys. Lett.) 88, 50003 (2009).
- [33] J-Z He, X. He, and J. Zheng *Entangled quantum heat engine based on two-qubit Heisenberg XY model*, Chin. Phys. B 21, 050303 (2012).
- [34] M. Beau, J. Jaramillo and A. del Campo, *Scaling-Up Quantum Heat Engines Efficiently via Shortcuts to Adiabaticity*, Entropy 18(5), 168 (2016).
- [35] J. Li, T. Fogarty, S. Campbell, X. Chen and T. Busch, *An efficient nonlinear Feshbach engine*, New J. Phys. 20 015005 (2018).
- [36] Y-Y. Chen, G. Watanabe, Y-C. Yu, X-w Guan and A. del Campo, *An interaction-driven many-particle quantum heat engine and its universal behavior*, npj Quantum Inf 5, 88 (2019).
- [37] G. Watanabe, B. P. Venkatesh, P. Talkner, MJ Hwang and A. del Campo, *Quantum Statistical Enhancement of the Collective Performance of Multiple Bosonic Engines*, Phys. Rev. Lett. 124, 210603 (2020).
- [38] É. Jussiau, L. Bresque, A. Auffèves, K.W. Murch, A.N. Jordan, *Many-body quantum vacuum fluctuation engines*, arXiv:2208.07225 (2022).
- [39] V. Mehta and R. S. Johal, *Quantum Otto engine with exchange coupling in the presence of level degeneracy* Phys. Rev. E 96, 032110 (2017).
- [40] F. J. Peña, A. González, A. S. Nunez 2, P. A. Orellana 1, R. G. Rojas 3 and P, Vargas, *Magnetic Engine for the Single-Particle Landau Problem* Entropy 19 (12), 639 (2017).
- [41] G. A. Barrios, F. J. Peña, F. Albarrán-Arriagada, P. Vargas and J. C. Retamal, *Quantum Mechanical Engine for the Quantum Rabi Model* Entropy 20 (10), 767 (2018).
- [42] P A Erdman, V Cavina, R Fazio1, F Taddei and V Giovannetti, *Maximum power and corresponding efficiency for two-level heat engines and refrigerators: optimality of fast cycles* New J. Phys. 21 103049 (2019).
- [43] S. Deffner, *Efficiency of Harmonic Quantum Otto Engines at Maximal Power* Entropy 20 (11), 875 (2018).
- [44] Z. Smith, P. S. Pal and S. Deffner, *Endoreversible Otto Engines at Maximal Power* Journal of Non-Equilibrium Thermodynamics, vol. 45, no. 3, 2020, pp. 305-310. (2020).
- [45] Nathan M. Myers and Sebastian Deffner, *Thermodynamics of Statistical Anyons* PRX Quantum 2, 040312 (2021).
- [46] N. Y. Halpern, C. D. White, Sarang Gopalakrishnan, and Gil Refael, *Quantum engine based on many-body localization* Phys. Rev. B 99, 024203 (2019).
- [47] P. Chattopadhyay and Goutam Paul, *Relativistic quantum heat engine from uncertainty relation standpoint* Sci. Rep. 9 16967 (2019).
- [48] D. E. Bruschi, B. Morris and I. Fuentes, *Thermodynamics of relativistic quantum fields*

- confined in cavities*, Phys. Lett. A 384, 126601 (2020).
- [49] N. Papadatos, *The Quantum Otto Heat Engine with a Relativistically Moving Thermal Bath* Int J Theor Phys 10.1007/s10773-021-04969-9 (2021).
- [50] H. Xu and M-H Yung, *Unruh quantum Otto heat engine with level degeneracy*, Phys.Lett. B 801. 135201 (2020).
- [51] F. Gray and R. B. Mann, *Scalar and fermionic Unruh Otto engines*, J. High Energ. Phys. 2018, 174 (2018).
- [52] M. O. Scully, *Quantum Afterburner: Improving the Efficiency of an Ideal Heat Engine*, Phys. Rev. Lett. 88, 050602 (2002).
- [53] O. Abah and E. Lutz, *Energy efficient quantum machines* EPL (Europhysics Letters) 118, 40005 (2017).
- [54] P. A. Erdman and F. Noé, *Identifying optimal cycles in quantum thermal machines with reinforcement learning*, NPJ Quantum Inf. 8, 1 (2022).
- [55] O. Abah and E. Lutz, *Efficiency of heat engines coupled to nonequilibrium reservoirs*, EPL (Europhysics Letters) 106, 20001 (2014).
- [56] H. T. Quan, P. Zhang, and C. P. Sun, *Quantum-classical transition of photon-Carnot engine induced by quantum decoherence*, Phys. Rev. E 73, 036122 (2006).
- [57] H. Li, J. Zou, W.-L. Yu, B.-M. Xu, J.-G. Li, and B. Shao, *Quantum coherence rather than quantum correlations reflect the effects of a reservoir on a system's work capability*, Phys. Rev. E 89, 052132 (2014).
- [58] A. Hardal, Müstecaplıoğlu, *Superradiant Quantum Heat Engine*, Sci. Rep. 5, 12953 (2015).
- [59] R. Dillenschneider and E. Lutz, *Energetics of quantum correlations*, Europhys. Lett. 88, 50003 (2009).
- [60] X. L. Huang, T. Wang, and X. X. Yi, *Effects of reservoir squeezing on quantum systems and work extraction*, Phys. Rev. E 86, 051105 (2012).
- [61] J. Roßnagel, O. Abah, F. Schmidt-Kaler, K. Singer, and E. Lutz, *Nanoscale Heat Engine Beyond the Carnot Limit*, Phys. Rev. Lett. 112, 030602 (2014).
- [62] L. A. Correa, J. P. Palao, D. Alonso, and G. Adesso, *Quantum-enhanced absorption refrigerators* Sci. Rep. 4, 3949 (2014).
- [63] R. Long and W. Liu, *Performance of quantum Otto refrigerators with squeezing*, Phys. Rev. E 91, 062137 (2015).
- [64] J. Klaers, S. Faelt, A. Imamoglu, and E. Togan, *Squeezed thermal reservoirs as a resource for a nano-mechanical engine beyond the Carnot limit*, Phys. Rev. X 7, 031044 (2017).
- [65] Y. Zhang, J. Guo and J. Chen, *Unified trade-off optimization of quantum Otto heat engines with squeezed thermal reservoirs*, Quantum Inf Process 19, 268 (2020).
- [66] Y. Zhang, *Optimization performance of quantum Otto heat engines and refrigerators with squeezed thermal reservoirs*, Physica A, 559, 125083 (2020).
- [67] G. Manzano, F. Galve, R. Zambrini, and J. M. R. Parrondo, *Entropy production and thermodynamic power of the squeezed thermal reservoir*, Phys. Rev. E 93, 052120 (2016).
- [68] H.S. Leff, *Thermal efficiency at maximum work output: New results for old heat engines*, Am. J. Phys. 55, 602 (1987).
- [69] F. L. Curzon and B. Ahlborn, *Efficiency of a carnot engine at maximum power output*, Am. J. Phys. 43, 22 (1975).
- [70] H. T. Quan, Yu-xi Liu, C. P. Sun, and Franco Nori, *Quantum thermodynamic cycles and quantum heat engines*, Phys. Rev. E 76, 031105 (2007).
- [71] S. Çakmak, *Benchmarking quantum Stirling and Otto cycles for an interacting spin system*

- J. Opt. Soc. Am. B 39, 1209-1215 (2022).
- [72] M. O. Scully, and M. S. Zubairy, *Quantum Optics* (Cambridge University Press 1997).
- [73] H. T. Dung, and N. Q. Khanh, *Resonance fluorescence in a squeezed thermal vacuum* J. Mod. Opt. 44 1497 (1997).
- [74] H. T. Dung, A. Joshi, and L. Knöll, *Field damping in a squeezed thermal reservoir* J. Mod. Opt. 45 1067 (1998).
- [75] J. Chen and Z. Yan, *The general performance characteristics of a Stirling refrigerator with regenerative losses*, J. Phys. D: Appl. Phys. 29, 987–990 (1996).
- [76] F. Wu, L. Chen, F. Sun, C. Wu, Y. Zhu,, *Performance and optimization criteria for forward and reverse quantum Stirling cycles*, Energy Convers. Manag. 39, 733–746 (1998).
- [77] S. C. Kaushik and S. Kumar, *Finite time thermodynamic analysis of endoreversible Stirling heat engine with regenerative losses*, Energy 25(10):989-1003 (2000).
- [78] A. Sisman and H. Saygin, *Efficiency analysis of a Stirling power cycle under quantum degeneracy conditions*, Phys. Scripta 63, 263–267 (2001).
- [79] H. Saygin and A. Sisman, *Quantum degeneracy effect on the work output from a Stirling cycle*, J. Appl. Phys. 90, 3086–3089 (2001).
- [80] Z. Huang, F. Wu, L. Chen, C. Wu and F. Guo, *Performance optimization for an irreversible quantum Stirling cooler*, J. of Therm. Sci. 11, 193–197 (2002).
- [81] M. H. Ahmadi, H. Sayyaadi and H. Hosseinzadeh, *Optimization of output power and thermal efficiency of solar-dish Stirling engine using finite time thermodynamic analysis*, Heat Trans Res 44(4):347-76 (2014).
- [82] M. H. Ahmadi, M. A. Ahmadi and F. Pourfayaz, *Performance assessment and optimization of an irreversible nano-scale Stirling engine cycle operating with Maxwell-Boltzmann gas*, Eur. Phys. J. Plus 130, 190 (2015).
- [83] R. V. Rao, K. C. More, J. Taler, P. Ocloń, *Optimal design of Stirling heat engine using an advanced optimization algorithm*, Sādhanā 41, 1321–1331 (2016).
- [84] R. Zakine, A. Solon, T. Gingrich, F. V. Wijland, *Stochastic Stirling Engine Operating in Contact with Active Baths*, Entropy 19(5) (2017).
- [85] Y. Yong, C. Lingen and W. Feng, *Optimal power and efficiency of quantum Stirling heat engines*, Eur. Phys. J. Plus 132, 45 (2017).
- [86] Y. Yin, L. Chen and F. Wu, *Performance of quantum Stirling heat engine with numerous copies of extreme relativistic particles confined in 1D potential well* Physica A: Statistical Mechanics and its Applications, Volume 503, 2018, Pages 58-70 (2018).
- [87] E.O. Oladimeji, E.C. Umeh and O.G. Abamba, *The efficiency of simple quantum engine: Stirling and Ericsson cycle*, arXiv:2010.01581 (2020).
- [88] S.H. Raja, S. Maniscalco, G.S. Paraoanu, J.P. Pekola, N.L. Gullo, *Finite-time quantum Stirling heat engine*, New J. Phys. 23, 033034 (2021).
- [89] Clebson Cruz, Hamid-Reza Rastegar-Sedehe, Maron F. Anka, Thiago R. de Oliveira, and Mario Reis, *Quantum Stirling engine based on dinuclear metal complexes*, arXiv:2208.14548 (2022).
- [90] C Purkait, A Biswas, *Performance of Heisenberg-coupled spins as quantum Stirling heat machine near quantum critical point*, Physics Letters A 442, 128180, (2022).
- [91] F. Galve and E. Lutz, *Nonequilibrium thermodynamic analysis of squeezing*, Phys. Rev. A 79, 055804 (2009).
- [92] A. M. Zagoskin, E. Il'ichev, and F. Nori, *Heat cost of parametric generation of microwave squeezed states*, Phys. Rev. A 85, 063811 (2012).

- [93] V. Singh, Ö.E. Müstecaplıoğlu, *Performance bounds of nonadiabatic quantum harmonic Otto engine and refrigerator under a squeezed thermal reservoir*, Phys. Rev. E 102, 062123 (2020).
- [94] H. P. Breuer and F. P. Petruccione, *The Theory of Open Quantum Systems* (Oxford University Press, 2007).
- [95] T. D. Kieu, *The Second Law, Maxwell's Demon, and Work Derivable from Quantum Heat Engines*, Phys. Rev. Lett. 93, 140403 (2004).
- [96] C. Van den Broeck, *Thermodynamic Efficiency at Maximum Power*, Phys. Rev. Lett. 95, 190602 (2005).
- [97] X. L. Huang, Tao Wang and X. X. Yi, *Effects of reservoir squeezing on quantum systems and work extraction* Phys. Rev. E 86, 051105 (2012).
- [98] O. Abah, J. Roßnagel, G. Jacob, S. Deffner, F. Schmidt-Kaler, K. Singer, and E. Lutz *Single-Ion Heat Engine at Maximum Power*, Phys. Rev. Lett. 109, 203006 (2012).
- [99] R. J. Assis, J. S. Sales, J. A. R. Cunha, and N. G. Almeida, *Universal two-level quantum Otto machine under a squeezed reservoir*, Phys. Rev. E 102, 052131 (2020).
- [100] R.J de Assis, J.S. Sales, U. C. Mendes and N. G. de Almeida, *Two-level quantum Otto heat engine operating with unit efficiency far from the quasi-static regime under a squeezed reservoir*, J. Phys. B: At. Mol. Opt. Phys. 54 095501 (2021).
- [101] O. Arısoy, J.T. Hsiang and B.L. Hu, *Quantum-parametric-oscillator heat engines in squeezed thermal baths: Foundational theoretical issues*, Phys. Rev. E. 105, 014108 (2022).
- [102] Y. Rezek and R. Kosloff, *Irreversible performance of a quantum harmonic heat engine*, New J. Phys. 8, 83 (2006).