

Improving the spectroscopic knowledge of neutral Neodymium

Gohar Hovhannesian¹, Maxence Lepers¹

¹ Laboratoire Interdisciplinaire Carnot de Bourgogne, UMR 6303 CNRS Univ. Bourgogne Franche-Comté, 9 Avenue Alain Savary, BP 47 870, F-21078 DIJON Cedex FRANCE

E-mail: `gohar.hovhannesian@u-bourgogne.fr`

Abstract. Laser cooling and trapping of lanthanides has opened the possibility to carry out new experiments with ultracold dipolar gases, for example for quantum simulation of solid state physics. To identify new suitable candidates for laser-cooling, it is important to have a precise spectroscopic knowledge of the atom under consideration. Along this direction, we present here a detailed modeling of the energy levels of neutral neodymium (Nd), an element belonging to the left part of the lanthanide row, which has not yet been considered for laser-cooling. Using the semi-empirical method implemented in the Cowan suite of codes, we are in particular able to interpret more than 200 experimental levels of the NIST database belonging to both parities. The optimal set of atomic parameters obtained after the least-square fitting step can serve to calculate radiative transition probabilities in the future.

Accepted to: *Physica Scripta*

1. Introduction

In the field of ultracold atomic and molecular matter, quantum gases composed of particles with a strong intrinsic permanent dipole moment, called dipolar gases, have attracted great interest in the last few years because they can be controlled by external electric field or magnetic fields. Through long-range and anisotropic interactions between particles, dipolar gases enable the production and study of highly correlated quantum matter, which is critical for quantum information or for modeling many-body or condensed matter physics [1–3].

Among the different families of systems, open-shell atoms have a permanent magnetic dipole moment that is determined by their total electronic angular momentum. In the context of ultracold matter, important achievements were the first Bose-Einstein condensates of highly magnetic atoms obtained with chromium [4, 5]. Later, much attention began to be attracted to the lanthanides, a series of 15 elements with atomic numbers $Z = 57$ –71, from lanthanum (La) through lutetium (Lu). Lanthanides, along with the chemically similar elements scandium and yttrium, are often collectively known as the rare earth elements. Lanthanide atoms open up new possibilities for interactions, not only because of their large ground state magnetic dipole moments, but also because of the large number of optical transitions with widely varying properties that provide a better controllability, or because of pairs of quasi-degenerate metastable levels, allowing the production of an electric and magnetic dipolar gases [6]. Finally, the lanthanides have the great advantage of having fermionic and/or bosonic stable isotopes.

These distinctive properties are primarily

due to a unique electronic structure: the so-called submerged f-shell configuration. Most lanthanides have a completely filled 6s shell and a partially filled inner 4f shell. Moreover, among the elements with the largest atomic numbers, many share a common set of properties and often have similar transitions at the same wavelengths [7, 8]. So far, laser cooling has been demonstrated for elements belonging to the right part of the lanthanide row, namely erbium [9–12], dysprosium [13–16], holmium [17], thulium [18, 19] and europium [20], as well as in erbium–dysprosium mixtures [21].

These achievements open the question of identifying new suitable species for laser cooling, especially in the left part of the lanthanide series. Among them, we notice that, cerium (Ce, $Z = 58$) has the ground configuration $4f5d6s^2$, which makes this element *a priori* not convenient for such experiments. On the other hand, when we go to the middle of the series, we have radioactive promethium (Pm, $Z = 61$), after which the spectrum of the elements becomes more and more dense, starting with samarium (Sm, $Z = 62$), making these elements not favourable for possible laser cooling studies. Therefore, neodymium (Nd, $Z = 60$) and praseodymium (Pr, $Z = 59$) represent the most promising energy spectrum for the formation of a dipolar gas. Their lowest configurations are very close in energy, namely $4f^n 6s^2$, $4f^n 5d 6s$, $4f^{n-1} 5d 6s^2$ and $4f^{n-1} 5d^2 6s$, where $n = 3$ for Pr and $n = 4$ for Nd. The lowest levels of $4f^n 6s^2$ and $4f^{n-1} 5d 6s^2$ mainly have a spin equal to $S = n/2$, denoting that laser-cooling transitions may be chosen among these configurations. Meanwhile, the lowest levels of $4f^n 5d 6s$ and $4f^{n-1} 5d^2 6s$ configurations are mainly characterized by a spin $S = n/2 + 1$, which makes the decay by

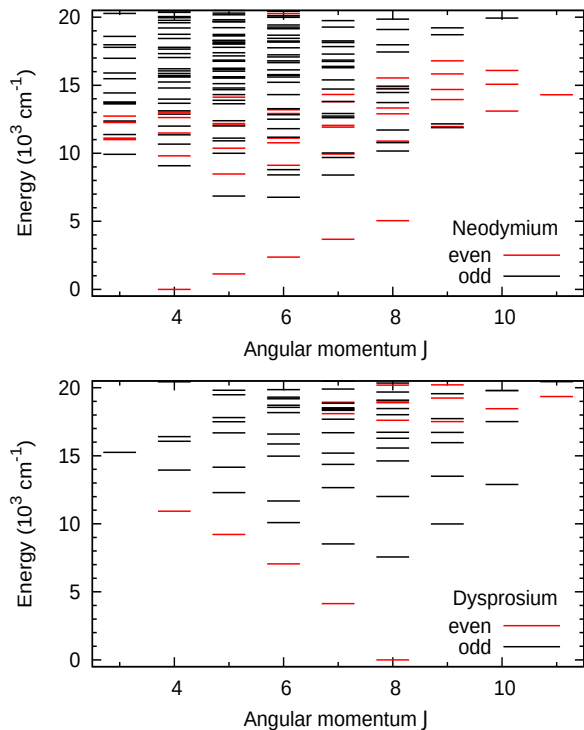


Figure 1. Energy diagrams as functions of the electronic angular momentum J and sorted by electronic parity for neodymium (Nd, top panel) and dysprosium (Dy, bottom panel).

spontaneous emission toward levels of $4f^n 6s^2$ and $4f^{n-1} 5d 6s^2$ rather unlikely. The $4f^n 5d 6s$ and $4f^{n-1} 5d^2 6s$ configurations also have levels that are very close in energy, and that can be significantly mixed to induce an electric dipole moment [6]. Moreover Nd represents the great advantage of having bosonic and fermionic stable isotopes, while Pr has only one bosonic stable isotope.

In order to find possible laser-cooling transitions for neutral Nd, it is essential to carefully model the spectrum, *i.e.* energies and transition dipole moments (TDMs). In this work, as a first step, we carefully study the Nd energy levels. Particular attention is paid to accurately describing configuration-interaction (CI) mixing, to which TDMs are very sensitive, especially those that lead to weak transitions, which play an important

role in this design. Since Nd belongs to the left part of the lanthanide row, it presents a high density of levels in the range 8000-15000 cm^{-1} in contrast with Dy (see figure 1). To calculate energies, we use the combination of *ab initio* and least-square fitting techniques implemented in the Cowan codes [22, 23]. We include the three lowest configurations of each parity which allows us to interpret more than 200 energy levels given in the NIST ASD database [24]. The main technical difficulty of this work comes from the least-squares fitting of close energy levels, because we need to determine to which experimental counterparts each computed level should converge.

The article is organized as follows: in section 2 we describe the general methodology of our spectroscopic calculation. Then section 3 is devoted to the calculation of neutral Nd. In that section we also present the results of the calculations divided in several steps and we conclude the work in section 4.

2. Methodology

The calculations of the neutral Nd spectrum are performed with the semi-empirical technique provided by Robert Cowan's atomic-structure suite of codes, for which we used both the McGuinness [25] and the Kramida [23] versions, and whose theoretical background is presented in [22]. In the present section, we briefly review the principles of those calculations.

As a first step, *ab initio* single-electron radial wave functions $P_{n\ell}$ for all the subshells $n\ell$ of the considered configurations are computed with the relativistic Hartree-Fock (HFR) method. The principal output, for each configuration, consists of energy parameters, such as center-of-gravity configuration energies E_{av} , direct F^k and exchange G^k electrostatic integrals, or spin-orbit integrals $\zeta_{n\ell}$, that are the

building blocks of the atomic Hamiltonian and are required to calculate the energy levels. For each couple of configurations, the wave functions P_{nl} serve also to calculate the CI parameters R^k .

In a second step, the program sets up energy matrices for each possible value of total angular momentum J , diagonalizes each matrix to get eigenvalues and eigenvectors. It is possible to calculate Landé g -factors, as well as electric-dipole (E1), electric quadrupole (E2) and magnetic-dipole (M1) radiation spectra with wavelengths, oscillator strengths, radiative transition probabilities and radiative lifetimes. It is important to emphasize that the basis functions used by the codes are the numerical functions obtained after the HFR calculation for each configuration, which are then combined appropriately to describe the atom in the desired angular momentum coupling scheme, i.e., LS , jj or others.

In LS or Russell-Saunders coupling conditions the electrostatic interactions between electrons are much stronger than the interaction between the spin of an electron and its own orbital motion. In this case, an atomic level is in particular characterized by its total orbital and its total spin quantum numbers, L and S . With increasing Z , the spin-orbit interactions become increasingly more important. When these interactions become much stronger than the Coulombic terms, the coupling conditions approach pure jj coupling case. In the present study, atomic levels are usually well represented in intermediate coupling, i.e. their eigenvectors are sums of basis states written in LS coupling.

When higher accuracy is desired, in a third step, radial energy parameters are treated as adjustable parameters of a least-square fitting calculation. This is done in order to find the best possible agreement between the

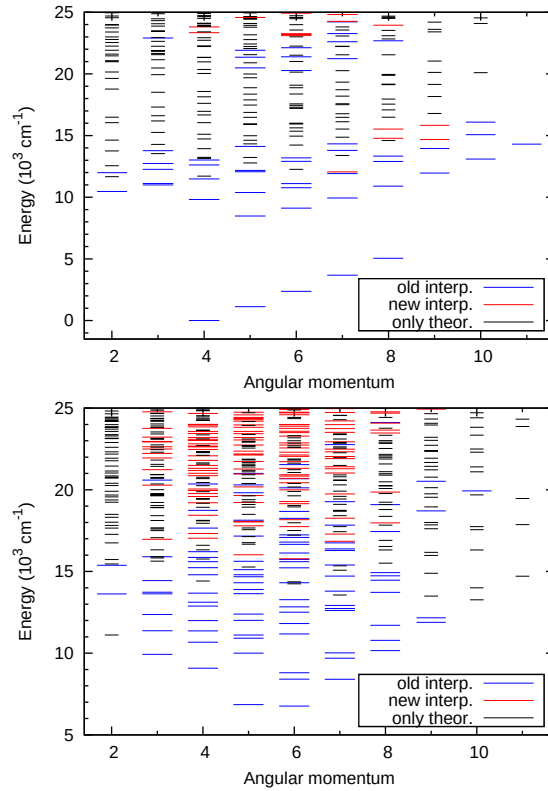


Figure 2. Experimental (blue), newly interpreted (red) and newly predicted (only theoretical) (black, short) energy levels of even parity (top) and odd parity (bottom) configurations of neutral Nd as functions of the electronic angular momentum J . Plots are limited to energy values of 25000 cm^{-1} .

Hamiltonian eigenvalues and the experimental energies. As experimental energies we use the data published in the NIST database [24]. The accuracy of the fit is measured by means of the standard deviation:

$$s = \left[\frac{\sum_{i=1}^{N_{\text{lev}}} (E_{\text{th},i} - E_{\text{exp},i})^2}{N_{\text{lev}} - N_{\text{par}}} \right]^{\frac{1}{2}}, \quad (1)$$

where $E_{\text{exp},i}$ are the observed energy values and $E_{\text{th},i}$ are the computed eigenvalues, N_{lev} is the number of levels being fitted and N_{par} is the number of adjustable parameters (or parameter groups) involved in the fit [22].

In an attempt to improve the quality of the fit, a variety of “effective-operator” parameters, called α , β and γ , also known as the effective electrostatic parameters or

Trees parameters, and “illegal- k ” F^k , G^k have been introduced, representing corrections to both the electrostatic and the magnetic single-configuration effects [22]. “Illegal- k ” means that these are the values of k for which $k + \ell + \ell'$ is odd, where ℓ and ℓ' are the orbital angular momenta of the electrons coupled by the effective operator; for example $(\ell, \ell') = (3, 2)$ for $(4f, 5d)$ electrons. These effective parameters, unlike other parameters, can not be calculated *ab initio*, but are there to compensate the absence of electronic configurations not included in the model. Due to the lack of HFR estimates, the initial values of the effective parameters are obtained from comparisons with similar spectra.

To make some comparisons between different elements and ionization stages, one often defines the scaling factor (SF) $f_X = X_{\text{fit}}/X_{\text{HFR}}$ between the fitted and the HFR value of a given parameter X . During the fitting procedure, it is sometimes convenient to be able to link several parameters together in such a way that their SFs remain identical throughout the calculation; such groups of constrained parameters are characterized by the same r_n value in tables 4 - 6. The word “fixed” means that the corresponding parameters are not adjusted.

3. Results for Nd

This section, dedicated to our results for Nd, is divided as follows. In subsection 3.1 we present the different steps of our least-square fitting calculation, discussing especially the configurations included, the number of fitting parameter groups, and the resulting standard deviations. In the next subsections, we describe in more details our results, where: (i) we include in the fit levels of the NIST database that are interpreted, see

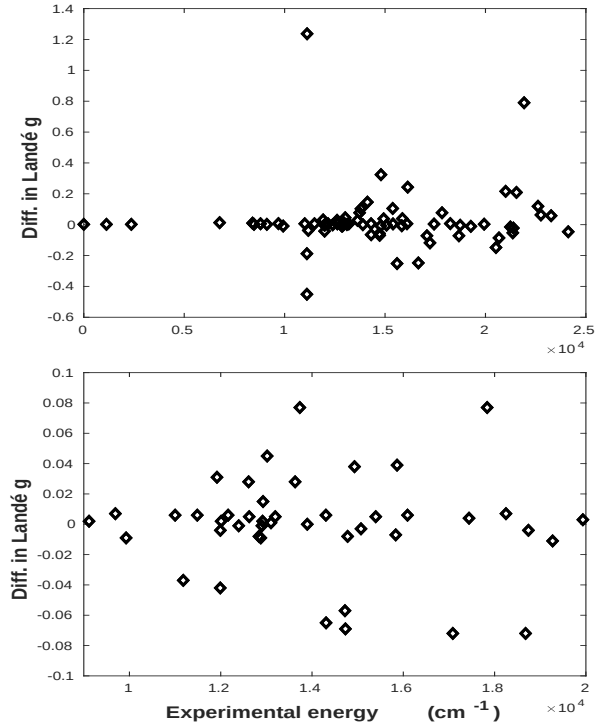


Figure 3. Differences between calculated and experimental Landé g -factors for energy levels with an experimentally known g -factor. The picture on the bottom is an enlarged version to show the differences in detail. The largest difference at 11129 cm^{-1} (top panel) is out of the y-scale on the bottom panel. Energy levels are in cm^{-1} .

subsection 3.2; and (ii) we include levels that are not interpreted, see subsection 3.3.

3.1. Description of calculations

The calculations were performed with three configurations in each parity, namely:

- $4f^4 6s^2$, $4f^4 5d 6s$, $4f^3 5d 6s 6p$ for the even parity;
- $4f^4 6s 6p$, $4f^3 5d 6s^2$, $4f^3 5d^2 6s$ for the odd parity.

For both parities, we use values from the NIST database as reference energy levels [24]. The primary source of data on neutral Nd levels in the NIST database is Martin *et al.* [26].

Table 1. Differences between NIST database and theoretical results for energies, Landé-g factors and dominant LS terms with the percentage of the theoretical one. Case 1: when the configurations are the same, but there are differences in terms. All energy levels are in cm^{-1} .

Configuration	J	Energy		Landé g		Dominant term		
		Theory	Exp.	Theory	Exp.	Theory	Exp.	
B-d6sp	7	24187	24218	1.095	0.870	58%	7K	5M
B-d2s	4	15457	15600	0.704	0.630	15%	5I	7G
A-6sp	4	20273	20361	0.957	0.735	27%	5H	5I
A-6sp	5	20271	20301	1.169	0.775	35%	7G	5K
A-6sp	5	21015	21005	1.176	0.960	28%	7F	5I
B-d2s	6	15522	15598	0.958	1.210	31%	7K	7H
B-d2s	6	18535	18679	1.008	1.080	17%	3K	7I
B-ds2	6	20112	20119	1.039	1.015	21%	5H	3K
B-d2s	7	16633	16747	1.059	1.265	21%	7K	7H

Since it belongs to the left part of the lanthanide row of the Periodic Table of the Elements, Nd possesses a dense spectrum, which makes it difficult to identify the levels. In order to overcome this issue, we have divided the calculation into steps. As a first step, for even parity, the configurations $4f^4 6s^2$ and $4f^4 5d 6s$ were considered together, and the calculations for the configuration $4f^3 5d 6s 6p$ were carried out separately. For the first group when we have included 42 experimental levels and the fitting is done with 11 groups of parameters, the standard deviation is 91 cm^{-1} . For the configuration $4f^3 5d 6s 6p$ the calculations were done with 10 groups of parameters. When 14 interpreted experimental levels are included the standard deviation is 101 cm^{-1} .

After the calculation, the optimal values of the energy parameters were determined. In the next step, these two groups were combined together, and the optimal parameters of the

individual calculations were taken as an initial set for the combined calculation. In this step 54 interpreted experimental levels are included for three even parity configurations and the fitting is done with 12 groups of free parameters. The standard deviation for this combined calculation is 89 cm^{-1} . The latter results are discussed in more details in subsection 3.2.

We followed a similar method for odd parity configurations. We have treated separately the configurations $4f^3 5d 6s^2$ and $4f^3 5d^2 6s$ on one hand, and $4f^4 6s 6p$ on the other hand. For the first group of odd parity configurations the calculation is done with 11 parameter groups and 79 experimental levels are included. After the final calculation the standard deviation is 94 cm^{-1} . For configuration $4f^4 6s 6p$ we have 19 experimental levels included and 10 parameter groups. For this configuration standard deviation is 160 cm^{-1} . When these two separate analyzes

Table 2. Differences between NIST database and theoretical results for energies, Landé-g factors and dominant LS terms, with the percentage of the theoretical one. Case 2: when there is a good match in energy levels, but the configurations are different. All energy levels are in cm^{-1} .

J	Energy		Configuration		Landé g		Dominant term		
	Theory	Exp.	Theory	Exp.	Theory	Exp.	Theory	Exp.	
4	14716	14802	B-d2s	A-6sp	0.443	0.825	80%	^7K	^5H
4	15898	15863	B-ds2	A-6sp	1.059	1.020	62%	^3G	^7H
4	16293	16210	B-d2s	B-ds2	0.771	1.055	66%	^7I	^3G
4	18701	18741	B-d2s	B-ds2	0.926	0.930	8%	^5I	^5H
5	15049	14797	B-ds2	B-d2s	1.084	0.760	37%	^3H	^5K
5	15215	15114	B-d2s	B-ds2	0.872	1.110	27%	^7K	^3H
7	22752	22761	B-d2s	A-6sp	1.098	1.035	14%	^3K	^5K
8	24148	24121	B-d2s	A-6sp	1.089	1.135	12%	^5L	^5K
9	20594	20523	B-d2s	A-6sp	1.082	1.230	42%	^5M	^7I

have been completed, we treated these three configurations together. The final least square fitting is done with 15 parameter groups and there are 96 levels included. Standard deviation in this case is 111 cm^{-1} . Again, the latter results are discussed in more details in subsection 3.2.

In what follows we will use the following abbreviations for even parity configurations: $4f^4 6s^2 = \text{A-6s2}$, $4f^4 5d 6s = \text{A-ds}$ and $4f^3 5d 6s 6p = \text{B-d6sp}$ and for odd parity configurations: $4f^4 6s 6p = \text{A-6sp}$, $4f^3 5d 6s^2 = \text{B-ds2}$ and $4f^3 5d^2 6s = \text{B-d2s}$.

3.2. NIST interpreted levels

In the NIST database, some of the Nd levels are well interpreted: detailed information are given, such as Landé g-factors, dominant configurations, terms, etc. To distinguish these levels from other levels present in the NIST database, we refer to them as “NIST

interpreted” levels. This subsection is devoted to the calculation when only the interpreted experimental levels are included in the fitting process.

As stated before the dense spectrum of neutral neodymium makes it difficult to identify the levels. This is especially true for levels of $J = 4, 5$ and 6 . For most levels, the matching between theory and the NIST database is quite good. However, we noticed differences which can be divided into three groups:

Case 1: when the configurations are the same, but there are differences in the leading terms (see table 1).

Case 2: when there is a good match in energy levels, but the configurations are different (see table 2).

Case 3: when the configurations are different, but in the second or third component of the level eigenvector, the configuration

Table 3. Differences between NIST database and theoretical results for energies, Landé-g factors and dominant LS terms, with the percentage of the theoretical one. Case 3: when the configurations are different, but among the other components of the level eigenvectors, there is one whose configuration or term make identification possible (see the last three columns). All energy levels are in cm^{-1} .

J	Energy		Configuration		Landé g		Dominant term		Other component			
	Theory	Exp.	Theory	Exp.	Theory	Exp.	Theory	Exp.				
3	15886	15899	A-6sp	B-d2s	0.737	0.600	48%	^7H	^5H	B-d2s	18%	^7I
3	20600	20595	B-d2s	B-ds2	1.037	0.910	11%	^5H	^3G	B-ds2	9%	^5P
5	19912	19816	B-d2s	B-ds2	1.016	1.110	8%	^7H	^5H	B-ds2	7%	^3H
6	14270	14308	B-d2s	B-ds2	1.041	1.106	30%	^7I	^5H	B-ds2	16%	^5H
6	20690	20673	B-d2s	B-ds2	1.099	1.185	16%	^5I	^5H	B-ds2	7%	^3I
6	21548	21543	B-d2s	A-6sp	1.109	0.900	7%	^5H	^5K	A-6sp	6%	^5I
7	19192	19271	A-6sp	B-d2s	1.249	1.260	48%	^7H	^7G	B-d2s	11%	^7I
9	25649	25519	B-d2s	A-6sp	1.205	1.220	17%	^5K	^5K	A-6sp	16%	^5K

and/or the term is the same as in the experimental leading term, which makes the identification possible (see table 3).

Except the first level of table 1, those three tables only contain levels of odd parity, mostly with intermediate angular momenta $J = 4$ to 6, for which the energy spectrum is the densest. Their leading term have a low percentage (mostly below 50 %), which means that the leading term coming out of calculations can be sensitive to the radial parameters. The corresponding optimal radial parameters and their SFs are given in the supplementary material.

3.3. Newly interpreted levels

After successfully performing the calculation for six Nd configurations with NIST-interpreted levels and finding the optimal parameters for each configuration, we proceeded to include in the fit levels that are present in the database but are not interpreted. We were

able to identify 25 levels for even-parity configurations and over 200 levels for odd-parity configurations (see figure 2). The inclusion of these new interpreted levels produced the following results: for even parity, with 83 levels included and 12 parameter groups, the standard deviation is 90 cm^{-1} , and for even parity, with 298 levels included and 15 parameter groups, the standard deviation drops to 74 cm^{-1} .

Figure 2 shows the energies of even and odd configurations as functions of the angular momentum J . Note that unlike figure 1, figure 2 has one panel for each parity. The blue lines show the experimental energy of interpreted levels present in the NIST database, red lines correspond to the experimental energies of levels that are present in the database but have not been interpreted in detail. Finally, black short lines correspond to newly predicted levels, indicating that their energies are purely theoretical. We see that

the latter are numerous and that they are located among experimental levels. In the even parity, there are no experimental levels between approximately 16000 and 20000 cm^{-1} , corresponding respectively to the highest interpreted levels of the $4f^4 5d 6s$ configuration and the lowest ones of the $4f^3 5d 6s 6p$ configuration. In the odd parity, the density of levels is even larger. For extreme values of J , the predicted levels are significantly more present than experimental ones. This trend is not visible for intermediate values $J = 4-7$ where more experimental levels were observed spectroscopically.

When identifying the levels and trying to find the corresponding counter-experimental levels to the theoretical ones calculated by us for the least-square fit, we noticed some differences in the Landé g-factors for some levels. Figure 3 shows that for most levels, the difference in Landé g-factors is limited to the region $[-0.1; 0.1]$. However, there are levels for which the absolute value of the difference exceeds 0.4. There are three such levels: the Landé g-factor of level $J = 3$ of configuration A-6s2, with an energy value of 11129 cm^{-1} , differs from its counter-experimental level by 1.237. The $J = 5$ level of the A-ds configuration with an energy value of 21899 cm^{-1} has a Landé g-factor that differs from the experimental one by 0.790. And, finally, the Landé g-factor of the level $J = 6$ of the A-ds configuration with an energy value of 11134 cm^{-1} diverges from the experimental one by -0.451.

When the optimal set of parameters and the best (smallest) standard deviation are found, it is interesting to calculate the scaling factors (SF) for all parameters and groups of parameters that participated in the calculations, including CI ones. Table 4 shows the optimal parameters (X_{fit}) for even parity

configurations, as well as their constraints and scaling factors (f_X) if the parameter had an initial HFR value. Table 5 presents the same information for odd parity configurations, and table 6 for the CI parameters of even and odd parity configuration pairs.

Table 4-6 also presents the constraints defining groups of fitting parameters: the parameters having the same r_n value belong to the same group. Because our fit was made in several steps, in which the constraints have not been the same, the parameters with the same r_n coefficients do not necessarily have the same scaling factors. Among the latter, we note especially large values for G^k parameters of the $4f^4 6s 6p$ configuration and small values for CI parameters for even configuration pairs implying $4f^3 5d 6s 6p$. We can compare our fitted parameters to Ref. [27] which is dedicated to even-parity configurations $4f^4 6s^2 + 4f^4 5d 6s$. The agreement between theoretical and experimental levels is very good, but we note surprisingly small values of $F^k(4f 4f)$ parameters of the $4f^4 5d 6s$ configuration.

4. Conclusion

In this article, we have given a theoretical interpretation of the spectrum of neutral neodymium, which is an essential component for new experiments with ultracold dipolar gases. We did the calculations for three even configurations: $4f^4 6s^2$, $4f^4 5d 6s$, $4f^3 5d 6s 6p$, and three odd configurations: $4f^4 6s 6p$, $4f^3 5d 6s^2$ and $4f^3 5d^2 6s$. For this purpose we used Cowan's suite of codes.

Although Nd is a difficult element for such calculations, due to its very dense spectrum, we have been able to carry out the calculations by introducing a method in which we divide the calculation of each parity into two parts. The challenging part of this

Table 4. Parameter names, constraints, fitted values and scaling factors ($f_X = X_{\text{fit}}/P_{\text{HFR}}$) for even configurations of neutral Nd. All parameters are in cm^{-1} .

Param. X	Cons.	X_{fit}	f_X	Param. X	Cons.	X_{fit}	f_X	Cons.	X_{fit}	f_X
A-6s2				A-ds				B-d6sp		
E_{av}		29612		E_{av}		43472			61355	
$F^2(4f\ 4f)$	r_1	67945	0.740	$F^2(4f\ 4f)$	fix	68255	0.750	fix	86247	0.853
$F^4(4f\ 4f)$	r_2	38310	0.670	$F^4(4f\ 4f)$	fix	42450	0.750	fix	37856	0.597
$F^6(4f\ 4f)$	r_3	28534	0.696	$F^6(4f\ 4f)$	fix	30437	0.750	fix	35027	0.769
α	fix	37		α	fix	37		r_{51}	97	
β	fix	-963		β	fix	-963		fix	-655	
γ	fix	478		γ	fix	478		fix	1691	
ζ_{4f}	r_4	770	0.912	ζ_{4f}	r_4	765	0.912	r_4	975	1.032
				ζ_{5d}	r_4	353	0.912	r_4	736	1.032
				ζ_{6p}				r_4	868	1.032
				$F^1(4f\ 5d)$				r_9	1854	
				$F^2(4f\ 5d)$	r_1	12316	0.740	r_1	27733	1.171
				$F^3(4f\ 5d)$				r_9	1854	
				$F^4(4f\ 5d)$	r_2	5307	0.670	r_2	31253	2.71
				$F^1(4f\ 6p)$				r_5	613	
				$F^2(4f\ 6p)$				r_1	4730	1.171
				$F^1(5d\ 6p)$				r_5	613	
				$F^2(5d\ 6p)$				r_5	16009	1.171
				$G^1(4f\ 5d)$	r_5	5393	0.584	r_6	13100	1.147
				$G^2(4f\ 5d)$	r_9	207				
				$G^3(4f\ 5d)$	r_5	3868	0.584	r_6	10316	1.147
				$G^4(4f\ 5d)$	r_9	1562				
				$G^5(4f\ 5d)$	r_5	2832	0.584	r_6	7794	1.147
				$G^3(4f\ 6s)$	r_5	947	0.584	r_6	2111	1.147
				$G^2(4f\ 6p)$				r_7	1073	1.175
				$G^4(4f\ 6p)$				r_7	682	0.842
				$G^2(5d\ 6s)$	r_5	9719	0.584	r_7	17957	1.176
				$G^1(5d\ 6p)$				r_6	9118	1.147
				$G^3(5d\ 6p)$				r_6	6613	1.147
				$G^1(6s\ 6p)$				r_6	26970	1.147

Table 5. Parameter names, constraints, fitted values and scaling factors ($f_X = X_{\text{fit}}/P_{\text{HFR}}$) for odd configurations of neutral Nd. All parameters are in cm^{-1} .

Param.	X	Cons.	X_{fit}	f_X	Param.	X	Cons.	X_{fit}	f_X	Param.	X	Cons.	X_{fit}	f_X
A-6sp					B-ds2					B-d2s				
E_{av}			52188		E_{av}			32792					40755	
$F^2(4f\ 4f)$	r_1		72210	0.785	$F^2(4f\ 4f)$	r_1		70314	0.696	r_1			69931	0.696
$F^4(4f\ 4f)$	r_1		45150	0.789	$F^4(4f\ 4f)$	r_1		36982	0.584	r_1			36765	0.584
$F^6(4f\ 4f)$	r_1		32379	0.789	$F^6(4f\ 4f)$	r_1		21619	0.475	r_1			21489	0.475
α	r_{58}		237		α	r_8		73		r_8			73	
β	r_{58}		-159		β	r_8		-667		r_8			-667	
γ	r_{58}		411		γ	r_8		1744		r_8			1744	
					$F^2(5d\ 5d)$					r_5			19957	0.600
					$F^4(5d\ 5d)$					r_5			10733	0.501
					α					r_8			71	
					β					r_8			-650	
ζ_{4f}	r_4		828	0.980	ζ_{4f}	r_4		881	0.932	r_4			877	0.932
ζ_{6p}	r_4		699	0.980	ζ_{5d}	r_4		523	0.767	r_4			443	0.767
$F^1(4f\ 6p)$	r_3		1742		$F^2(4f\ 5d)$	r_2		13678	0.598	r_2			12185	0.598
$F^2(4f\ 6p)$	r_3		2355	0.593	$F^4(4f\ 5d)$	r_2		5523	0.499	r_2			4846	0.499
$G^3(4f\ 6s)$	r_6		6463	3.384	$G^1(4f\ 5d)$	r_6		6267	0.570	r_6			5583	0.570
$G^2(4f\ 6p)$	r_7		4754	5.185	$G^3(4f\ 5d)$	r_6		4921	0.570	r_6			4323	0.570
$G^3(4f\ 6p)$	r_7		3842		$G^5(4f\ 5d)$	r_6		3714	0.570	r_6			3248	0.570
$G^4(4f\ 6p)$	r_7		2702	3.357	$G^3(4f\ 6s)$					r_7			866	0.566
$G^1(6s\ 6p)$	r_7		17539	0.783	$G^2(5d\ 6s)$					r_7			8719	0.566

calculation was the least squares fit, because we needed to find experimental analogs for each theoretical level to which they should converge. We were able to interpret more than 200 levels for odd parity configurations and 25 levels for even parity configurations, for which there were no detailed information in the NIST ASD database. In the course of calculations, we noticed discrepancies with the NIST database values, for example, in Landé g-factors. After comparison we showed that for all levels except for three, the absolute value

of the difference between the theoretical and experimental Landé g values does not exceed 0.4.

The logical continuation and perspective of this work for the future will be the calculation of the transition dipole moments (TDMs) and Einstein coefficients, which are necessary to characterize the efficiency of laser cooling and trapping of atoms. For better accuracy, we plan to fit the Einstein coefficients using the FitAik package [28], for which we will use the optimal set of parameters that we have

Table 6. Fitted configuration interaction (CI) parameters, their scaling factors ($f_X = X_{\text{fit}} / X_{\text{HFR}}$) and constraints for even and odd configurations of neutral Nd. All parameters are in cm^{-1} .

Parameter X	X_{fit}	f_X	Parameter X	X_{fit}	f_X
A-6s2 –A-ds			A-6sp –B-ds2		
R^2 (4f 6s, 4f 5d)	–1074	0.441	R^1 (4f 6p, 5d 6s)	–4065	0.475
R^3 (4f 6s, 4f 5d)	231	0.441	R^3 (4f 6p, 5d 6s)	–866	0.475
A-6s2 –B-d6sp			A-6sp –B-d2s		
R^1 (4f 6s, 5d 6p)	–1517	0.163	R^1 (4f 6p, 5d 5d)	1464	0.347
R^3 (4f 6s, 5d 6p)	–260	0.163	R^3 (4f 6p, 5d 5d)	440	0.347
A-ds –B-d6sp			B-ds2 –B-d2s		
R^2 (4f 4f, 4f 6p)	–531	0.163	R^2 (4f 6s, 4f 5d)	–628	0.487
R^4 (4f 4f, 4f 6p)	–348	0.163	R^3 (4f 6s, 4f 5d)	607	0.487
R^1 (4f 5d, 5d 6p)	1047	0.163	R^2 (5d 6s, 5d 5d)	–9305	0.487
R^3 (4f 5d, 5d 6p)	354	0.163			
R^2 (4f 5d, 5d 6p)	27	0.163			
R^4 (4f 5d, 5d 6p)	58	0.164			

determined in this study.

Acknowledgements

We acknowledge support from the NeoDip project (ANR-19-CE30-0018-01 from “Agence Nationale de la Recherche”). M.L. also acknowledges the financial support of “Région Bourgogne Franche Comté” under the projet 2018Y.07063 “ThéCUP”. Calculations have been performed using HPC resources from DNUM CCUB (Centre de Calcul de l’Université de Bourgogne).

References

- [1] Baranov M A 2008 *Physics Reports* **464** 71–111
- [2] Bloch I, Dalibard J and Zwerger W 2008 *Reviews of modern physics* **80** 885
- [3] Bloch I, Dalibard J and Nascimbene S 2012 *Nature Physics* **8** 267–276
- [4] Griesmaier A, Werner J, Hensler S, Stuhler J and Pfau T 2005 *Physical Review Letters* **94** 160401
- [5] Beaufils Q, Chicireanu R, Zanon T, Laburthe-Tolra B, Maréchal E, Vernac L, Keller J C and Gorceix O 2008 *Physical Review A* **77** 061601
- [6] Lepers M, Li H, Wyart J F, Quémener G and Dulieu O 2018 *Phys. Rev. Lett.* **121** 063201 URL <https://doi.org/10.1103/PhysRevLett.121.063201>
- [7] Norcia M A and Ferlaino F 2021 *Nature Physics* **17** 1349–1357
- [8] Chomaz L, Ferrier-Barbut I, Ferlaino F, Laburthe-Tolra B, Lev B L and Pfau T 2022 *arXiv*

- preprint arXiv:2201.02672*
- [9] Frisch A, Aikawa K, Mark M, Rietzler A, Schindler J, Zupanič E, Grimm R and Ferlaine F 2012 *Physical Review A* **85** 051401
 - [10] Seo B, Chen P, Chen Z, Yuan W, Huang M, Du S and Jo G B 2020 *Physical Review A* **102** 013319
 - [11] Ban H, Jacka M, Hanssen J L, Reader J and McClelland J J 2005 *Optics Express* **13** 3185–3195
 - [12] Berglund A J, Hanssen J L and McClelland J J 2008 *Physical review letters* **100** 113002
 - [13] Lu M, Youn S H and Lev B L 2010 *Physical review letters* **104** 063001
 - [14] Lunden W, Du L, Cantara M, Barral P, Jamison A O and Ketterle W 2020 *Physical Review A* **101** 063403
 - [15] Lu M, Youn S H and Lev B L 2011 *Physical Review A* **83** 012510
 - [16] Dreon D, Sidorenkov L A, Bouazza C, Maineult W, Dalibard J and Nascimbene S 2017 *Journal of Physics B: Atomic, Molecular and Optical Physics* **50** 065005
 - [17] Miao J, Hostetter J, Stratis G and Saffman M 2014 *Physical Review A* **89** 041401
 - [18] Sukachev D, Sokolov A, Chebakov K, Akimov A, Kanorsky S, Kolachevsky N and Sorokin V 2010 *Physical Review A* **82** 011405
 - [19] Vishnyakova G, Kalganova E, Sukachev D, Fedorov S, Sokolov A, Akimov A, Kolachevsky N and Sorokin V 2014 *Laser Physics* **24** 074018
 - [20] Inoue R, Miyazawa Y and Kozuma M 2018 *Physical Review A* **97** 061607
 - [21] Ilzhöfer P, Durastante G, Patscheider A, Trautmann A, Mark M and Ferlaine F 2018 *Physical Review A* **97** 023633
 - [22] Cowan R D 1981 *The theory of atomic structure and spectra* 3 (Univ of California Press)
 - [23] Kramida A 2019 *Atoms* **7** 64 URL <https://www.mdpi.com/2218-2004/7/3/64>
 - [24] Kramida A, Yu Ralchenko, Reader J and NIST ASD Team 2019 NIST Atomic Spectra Database (ver. 5.7.1), [Online]. Available: <https://physics.nist.gov/asd> [2020, April 10]. National Institute of Standards and Technology, Gaithersburg, MD.
 - [25] McGuinness C 2009 URL <http://www.tcd.ie/Physics/people/Cormac.McGuinness/Cowan/>
 - [26] Martin W C, Zalubas R and Hagan L 1978 Atomic energy levels-the rare-earth elements. Tech. rep. NATIONAL STANDARD REFERENCE DATA SYSTEM
 - [27] Aufmuth P, Bernard A and Kopp E G 1992 *Z. Phys. D* **23** 15–18 URL <https://link.springer.com/article/10.1007/BF01436697>
 - [28] Lepers M, Dulieu O and Wyart J F 2022 *arXiv preprint arXiv:2207.14001*

Improving the spectroscopic knowledge of neutral Neodymium: Supplementary material

Gohar Hovhannesyan and Maxence Lepers

Laboratoire Interdisciplinaire Carnot de Bourgogne, UMR 6303 CNRS Univ. Bourgogne Franche-Comté, 9 Avenue Alain Savary, BP 47 870, F-21078 DIJON Cedex FRANCE

This supplementary material is designed to accompany an article in the Journal of Physics B: Atomic, Molecular and Optical Physics. In what follows, we will use the following abbreviations for even parity configurations: $4f^4 6s^2 = \text{A-6s2}$, $4f^4 5d 6s = \text{A-ds}$ and $4f^3 5d 6s 6p = \text{B-d6sp}$ and for odd parity configurations: $4f^4 6s 6p = \text{A-6sp}$, $4f^3 5d 6s^2 = \text{B-ds2}$ and $4f^3 5d^2 6s = \text{B-d2s}$.

1 Fitted energy parameters

In this section, we present tables with fitted parameter values (X_{fit}) for configurations of Nd after the last calculation and their scaling factors (f_X) (if the parameter had an initial HFR value), when only NIST interpreted levels are included in the fitting process (see Subsection 3.2 of the main text).

Table 1: Parameters, constraints, fitted parameters and their scaling factors ($f_X = X_{\text{fit}} / X_{\text{HFR}}$) for even configurations of neutral Nd. All parameters are in cm^{-1} .

Param.	X	Cons.	X_{fit}	f_X	Param.	X	Cons.	X_{fit}	f_X	Cons.	X_{fit}	f_X
A-6s2					A-ds					B-d6sp		
E_{av}			29054		E_{av}			43510			61333	
$F^2(4f 4f)$	r_1		67029	0.730	$F^2(4f 4f)$	fixed		68255	0.750	fixed	86247	0.853
$F^4(4f 4f)$	r_2		36840	0.645	$F^4(4f 4f)$	fixed		42450	0.750	fixed	37856	0.597
$F^6(4f 4f)$	r_3		25772	0.629	$F^6(4f 4f)$	fixed		30437	0.750	fixed	35027	0.769
α	fixed		37		α	fixed		37		r_{51}	96	
β	fixed		963		β	fixed		963		fixed	655	
γ	fixed		478		γ	fixed		478		fixed	1691	
ζ_{4f}	r_4		775	0.917	ζ_{4f}	r_4		770	0.918	r_4	981	1.039
					ζ_{5d}	r_4		356	0.918	r_4	741	1.038
					ζ_{6p}					r_4	873	1.038
					$F^1(4f 5d)$					r_9	2111	
					$F^2(4f 5d)$	r_1		12150	0.730	r_1	27359	1.155

Table 1 Continued

$\text{Param. } X$	X_{fit}	f_X	$\text{Param. } X$	X_{fit}	f_X	Cons.	X_{fit}	f_X
<hr/> A-6s2 <hr/>			<hr/> A-ds <hr/>			<hr/> B-d6sp <hr/>		
		F ³ (4f 5d)	r ₂	5104	0.645	r ₉	2111	
		F ⁴ (4f 5d)				r ₂	30055	2.610
		F ¹ (4f 6p)				r ₅	619	
		F ² (4f 6p)				r ₁	4667	1.115
		F ¹ (5d 6p)				r ₅	619	
		F ² (5d 6p)				r ₅	15793	1.115
		G ¹ (4f 5d)	r ₅	5443	0.589	r ₆	12950	1.134
		G ² (4f 5d)	r ₉	235				
		G ³ (4f 5d)	r ₅	3904	0.586	r ₆	10198	1.134
		G ⁴ (4f 5d)	r ₉	1779				
		G ⁵ (4f 5d)	r ₅	2858	0.589	r ₆	7705	1.134
		G ³ (4f 6s)	r ₅	956	0.589	r ₆	2087	1.134
		G ² (4f 6p)				r ₇	1138	1.247
		G ⁴ (4f 6p)				r ₇	723	0.893
		G ² (5d 6s)	r ₅	9809	0.589	r ₇	19047	1.247
		G ¹ (5d 6p)				r ₆	6537	1.134
		G ³ (5d 6p)				r ₆	6613	1.134
		G ¹ (6s 6p)				r ₆	26659	1.134

Table 2: Parameters, constraints, fitted parameters and their scaling factors ($f_X = X_{\text{fit}} / X_{\text{HFR}}$) for odd configurations of neutral Nd. All parameters are in cm^{-1} .

Param.	X	Cons.	X_{fit}	f_X	Param.	X	Cons.	X_{fit}	f_X	Param.	X	Cons.	X_{fit}	f_X
A-6sp					B-ds2					B-d2s				
E_{av}			52415		E_{av}			32902					40943	
$F^2(4f\ 4f)$	r_1		72969	0.793	$F^2(4f\ 4f)$	r_1		71053	0.703	r_1			70665	0.703
$F^4(4f\ 4f)$	r_1		45624	0.797	$F^4(4f\ 4f)$	r_1		37370	0.590	r_1			37151	0.589
$F^6(4f\ 4f)$	r_1		32719	0.797	$F^6(4f\ 4f)$	r_1		21846	0.479	r_1			21714	0.479
α	r_{58}		255		α	r_8		78		r_8			78	
β	r_{58}		171		β	r_8		717		r_8			717	
γ	r_{58}		441		γ	r_8		1875		r_8			1875	
					$F^2(5d\ 5d)$					r_5			20344	0.612
					$F^4(5d\ 5d)$					r_5			10941	0.511
					α					r_8			76	
					β					r_8			698	

Table 2 Continued

Param. X	Cons.	X_{fit}	f_X	Param. X	Cons.	X_{fit}	f_X	Cons.	X_{fit}	f_X
A-6sp				B-ds2				B-d2s		
ζ_{4f}	r_4	832	0.985	ζ_{4f}	r_4	885	0.937	r_4	881	0.937
ζ_{6p}	r_4	702	0.985	ζ_{5d}	r_4	524	0.771	r_4	445	0.771
$F^1(4f\ 6p)$	r_3	1726		$F^2(4f\ 5d)$	r_2	13821	0.604	r_2	12313	0.604
$F^2(4f\ 6p)$	r_3	2333	0.588	$F^4(4f\ 5d)$	r_2	5580	0.505	r_2	4897	0.505
$G^3(4f\ 6s)$	r_6	6406	3.354	$G^1(4f\ 5d)$	r_6	6212	0.565	r_6	5534	0.565
$G^2(4f\ 6p)$	r_7	4762	5.194	$G^3(4f\ 5d)$	r_6	4878	0.565	r_6	4285	0.565
$G^3(4f\ 6p)$	r_7	3848		$G^5(4f\ 5d)$	r_6	3682	0.565	r_6	3219	0.565
$G^4(4f\ 6p)$	r_7	2706	3.363	$G^3(4f\ 6s)$				r_7	867	0.567
$G^1(6s\ 6p)$	r_7	17566	0.784	$G^2(5d\ 6s)$				r_7	8733	0.567

Table 3: Fitted configuration interaction (CI) parameters, their scaling factors ($f_X = X_{\text{fit}} / X_{\text{HFR}}$) and constraints for even and odd configurations of neutral Nd. All parameters are in cm^{-1} .

Parameter X	X_{fit}	f_X	Parameter X	X_{fit}	f_X
A-6s2 –A-ds			A-6sp –B-ds2		
$R^2(4f\ 6s, 4f\ 5d)$	-1033	0.425	$R^1(4f\ 6p, 5d\ 6s)$	-4049	0.473
$R^3(4f\ 6s, 4f\ 5d)$	222	0.425	$R^3(4f\ 6p, 5d\ 6s)$	-863	0.474
A-6s2 –B-d6sp			A-6sp –B-d2s		
$R^1(4f\ 6s, 5d\ 6p)$	-1496	0.161	$R^1(4f\ 6p, 5d\ 5d)$	1476	0.351
$R^3(4f\ 6s, 5d\ 6p)$	-257	0.161	$R^3(4f\ 6p, 5d\ 5d)$	443	0.351
A-ds –B-d6sp			B-ds2 –B-d2s		
$R^2(4f\ 4f, 4f\ 6p)$	-524	0.161	$R^2(4f\ 6s, 4f\ 5d)$	-595	0.461
$R^4(4f\ 4f, 4f\ 6p)$	-343	0.161	$R^3(4f\ 6s, 4f\ 5d)$	575	0.461
$R^1(4f\ 5d, 5d\ 6p)$	1033	0.161	$R^2(5d\ 6s, 5d\ 5d)$	-8813	0.461
$R^3(4f\ 5d, 5d\ 6p)$	349	0.161			
$R^2(4f\ 5d, 5d\ 6p)$	26	0.161			
$R^4(4f\ 5d, 5d\ 6p)$	57	0.161			

2 Identified levels

Here we present detailed tables for newly interpreted levels for even and odd parity configurations of neutral Nd. In what follows we use the abbreviations: conf.=configuration, exp.=experimental data taken from the NIST database and dom. term=dominant eigenvalue term with its percentage.

Table 4: Newly interpreted levels and their comparison with NIST database values for even parity. All energy levels are in cm^{-1} .

Conf.	J	Energy		Landé g		Dom. term	
		Theory	Exp.	Theory	Exp.		
B-d6sp	4	23329	23347	0.744	0.740	^7I	62%
A-ds	4	23840	23808	1.391	0.610	^5D	39%
A-ds	5	24555	24578	0.926	0.870	^7I	22%
A-6s2	6	23113	23109	1.028	0.895	^3I	69%
A-ds	6	23093	23222	1.002	0.965	^5K	14%
A-ds	6	23331	23242	1.373	1.115	^7F	60%
A-ds	6	24950	24927	1.062	0.955	^5K	15%
B-d6sp	6	25166	25207	1.023	0.905	^7I	42%
B-d6sp	6	25733	25746	0.905	0.860	^5L	10%
A-ds	7	24396	24260	1.063	1.010	^5L	14%
A-ds	7	24773	24821	1.233	1.060	^5H	36%
B-d6sp	7	25037	25005	0.906	0.905	^3L	30%
A-ds	7	25406	25384	1.086	0.971	^5K	18%
B-d6sp	7	26444	26516	1.043	1.085	^7I	12%
A-ds	7	26871	26898	1.184	1.040	^5I	16%
A-ds	7	27038	27000	1.148	1.055	^7I	17%
B-d6sp	8	23919	23953	1.080	1.053	^7L	64%
A-ds	8	25177	25190	1.096	1.110	^5K	25%
B-d6sp	8	25572	25529	1.184	0.990	^7K	62%
A-ds	8	26472	26425	1.013	1.135	^1L	22%
A-ds	8	27451	27324	1.109	1.040	^5I	25%
A-ds	8	27660	27815	0.951	1.015	^5N	18%
B-d6sp	8	27997	27922	1.158	1.125	^7K	38%
A-ds	9	26928	26987	1.077	1.140	^1M	24%
A-ds	9	27418	27266	1.036	1.040	^1M	23%

Table 5: Identification and comparison with NIST database values for $J = 3$ levels of odd parity configurations. All energy levels are in cm^{-1} .

Conf.	Energy		Landé g		Dom. term	
	Theory	Exp.	Theory	Exp.		
B-d2s	16924	16974	0.685	0.520	^7H	49%
B-d2s	20303	20282	0.302	0.895	^7I	77%
B-ds2	21139	21228	1.259	1.032	^5D	26%
B-d2s	21890	21952	0.974	1.070	^7G	33%
B-d2s	22208	22229	0.817	0.705	^5H	36%
B-d2s	22504	22491	0.766	0.830	^5H	24%
B-d2s	22649	22631	0.790	1.130	^7H	18%
B-d2s	22888	22930	1.012	0.765	^3G	7%
B-d2s	23034	22956	0.997	0.990	^5G	14%
B-ds2	23280	23218	0.956	1.060	^3G	15%
B-ds2	23687	23762	1.108	1.190	^1F	15%
B-d2s	24804	24775	1.180	1.352	^5G	8%
B-d2s	25061	25164	1.088	1.050	^5G	16%
A-6sp	25331	25282	1.209	1.360	^5D	10%
A-6sp	25535	25500	0.904	0.825	^7H	44%
B-d2s	25669	25642	1.117	0.900	^3F	8%
B-d2s	25754	25788	1.166	0.900	^7G	26%
B-d2s	25996	26061	1.134	1.360	^7G	12%
B-d2s	26170	26096	0.759	0.980	^7I	24%
B-d2s	26219	26163	1.057	1.180	^7S	4%
B-ds2	26283	26346	1.065	1.025	^3D	4%
B-d2s	26359	26395	0.880	1.060	^7I	13%
A-6sp	26425	26463	1.133	0.865	^7G	49%

Table 6: Identification and comparison with NIST database values for $J = 4$ levels of odd parity configurations. All energy levels are in cm^{-1} .

Conf.	Energy		Landé g		Dom. term	
	Theory	Exp.	Theory	Exp.		
B-d2s	17073	17032	1.231	1.020	^7F	26%
B-d2s	17206	17320	0.983	0.865	^7H	33%
B-ds2	18518	18436	0.954	1.075	^3H	21%
B-ds2	19232	19209	0.888	0.990	^5G	12%

Table 6 Continued

Conf.	Energy		Landé g		Dom. term	
	Theory	Exp.	Theory	Exp.		
A-6sp	19569	19590	1.124	0.785	⁷ G	33%
B-d2s	19770	19770	0.873	0.920	⁵ I	15%
A-6sp	19952	19957	0.798	0.910	⁵ I	23%
B-ds2	19984	20047	0.917	0.900	³ G	12%
B-d2s	20960	20860	0.886	1.080	⁷ I	35%
A-6sp	20995	21009	1.611	1.280	⁷ D	89%
B-d2s	21125	21185	0.827	0.920	⁵ I	10%
B-d2s	21297	21314	0.916	0.985	⁵ G	16%
B-d2s	21448	21488	0.909	0.910	⁵ I	12%
B-ds2	22038	22077	1.046	1.035	³ F	10%
B-ds2	22392	22471	1.099	0.995	³ F	12%
B-d2s	22584	22623	1.003	1.135	³ H	15%
B-d2s	22651	22678	1.033	0.885	⁷ G	9%
B-ds2	22867	22815	0.846	0.975	⁵ I	23%
B-ds2	22953	23016	0.794	0.810	⁵ I	28%
B-d2s	23026	23089	0.941	1.250	⁷ H	27%
B-d2s	23284	23204	1.170	1.200	⁷ P	11%
B-d2s	23444	23439	0.998	0.885	⁷ H	18%
B-d2s	23527	23563	1.067	0.940	⁵ H	7%
B-d2s	23877	23846	0.989	1.175	⁵ I	7%
B-ds2	23962	23953	0.899	0.830	³ G	12%
B-d2s	24070	24001	1.237	1.110	⁷ D	16%
B-ds2	24747	24674	1.070	1.060	³ G	11%
B-d2s	25352	25448	1.148	1.175	⁷ D	10%
B-ds2	25494	25476	0.881	0.915	⁵ H	23%
B-ds2	25621	25621	1.085	1.175	⁵ H	17%
B-d2s	25674	25641	1.041	1.120	⁵ F	7%
B-ds2	25798	25791	1.138	0.920	⁵ G	18%
B-d2s	26182	26232	1.083	1.025	⁵ F	5%
B-d2s	26642	26662	1.120	1.000	⁵ D	5%
B-d2s	26734	26684	1.172	1.130	⁵ D	8%
B-d2s	26770	26770	1.052	1.200	³ G	7%
B-ds2	26995	27144	1.137	0.965	⁵ G	14%
B-d2s	27261	27230	0.972	1.125	⁷ I	10%
B-d2s	27478	27490	1.109	1.085	³ H	10%
A-6sp	27678	27717	1.038	0.890	³ G	8%
B-d2s	27801	27780	1.059	1.030	³ G	4%
B-d2s	27924	27860	1.208	1.125	⁵ D	9%
B-d2s	28004	27990	1.166	0.930	⁵ F	7%

Table 7: Identification and comparison with NIST database values for $J = 5$ levels of odd parity configurations. All energy levels are in cm^{-1} .

Conf.	Energy		Landé g		Dom. term	
	Theory	Exp.	Theory	Exp.		
A-6sp	15963	16028	1.000	0.915	^7I	75%
B-ds2	17826	17791	0.907	1.005	^3I	20%
B-d2s	17985	18030	0.990	0.970	^5K	13%
B-d2s	18060	18068	1.142	0.920	^7H	21%
B-ds2	19180	19226	0.944	0.944	^5H	31%
A-6sp	19722	19648	0.931	1.070	^5K	12%
A-6sp	20186	20177	1.229	0.960	^7G	54%
B-d2s	20982	20963	0.994	0.990	^5I	20%
B-ds2	21337	21272	1.054	1.040	^1H	9%
B-d2s	21746	21727	1.063	1.000	^5F	9%
B-d2s	22069	22129	1.052	1.060	^5H	7%
B-ds2	22108	22192	0.943	1.090	^3I	12%
B-d2s	22415	22367	1.211	1.085	^7G	9%
B-d2s	22828	22737	1.062	1.070	^3H	13%
B-ds2	22987	23050	1.025	1.060	^3G	11%
B-d2s	23262	23198	1.053	1.085	^7H	18%
B-d2s	23459	23434	1.047	0.965	^7H	15%
B-d2s	23598	23573	1.083	1.080	^5H	11%
B-d2s	23830	23830	1.152	1.165	^5H	6%
B-ds2	24063	23968	1.017	0.980	^5I	12%
B-d2s	24266	24292	1.037	1.060	^5H	10%
A-6sp	24333	24364	0.984	1.090	^3I	19%
B-d2s	24443	24428	0.981	1.190	^3I	20%
B-d2s	24638	24586	1.107	1.110	^7D	8%
B-d2s	24743	24746	1.245	1.185	^7F	17%
A-6sp	25036	25075	1.035	1.020	^3H	15%
B-d2s	25257	25227	0.832	0.995	^5K	17%
B-d2s	25914	25924	1.227	1.050	^7D	12%
A-6sp	26071	26029	1.304	1.035	^5F	20%
B-d2s	26332	26345	1.178	1.100	^3H	6%
B-d2s	26495	26484	1.144	1.035	^5G	12%
B-d2s	26516	26503	1.231	1.180	^7K	7%
B-d2s	26580	26595	1.079	1.015	^3G	4%
B-d2s	27447	27474	1.116	1.080	^3G	7%
B-ds2	27509	27524	1.058	0.970	^3I	15%
B-d2s	27853	27841	1.175	0.990	^7F	17%
B-d2s	28032	28000	1.105	0.915	^7I	6%

Table 7 Continued

Conf.	Energy		Landé g		Dom. term	
	Theory	Exp.	Theory	Exp.		
B-d2s	28146	28179	1.053	0.965	³ I	5%
B-d2s	28262	28280	1.095	1.070	⁷ I	7%
B-d2s	28556	28567	1.132	1.090	³ G	14%
A-6sp	28576	28531	1.394	1.115	⁷ F	56%
B-d2s	28689	28662	1.136	0.960	³ I	5%
B-d2s	28785	28723	1.060	0.895	⁵ H	4%
B-d2s	28865	28844	1.201	1.100	⁷ D	7%
A-6sp	28893	28863	1.077	0.945	⁵ I	13%

Table 8: Identification and comparison with NIST database values for $J = 6$ levels of odd parity configurations. All energy levels are in cm^{-1} .

Conf.	Energy		Landé g		Dom. term	
	Theory	Exp.	Theory	Exp.		
B-d2s	15923	15780	0.924	0.945	⁵ K	17%
B-d2s	17832	17749	1.133	1.090	⁷ I	24%
A-6sp	18184	18172	1.236	1.080	⁷ H	61%
B-d2s	19108	19152	1.074	0.930	⁵ I	8%
B-d2s	19225	19281	1.081	1.055	⁷ H	24%
B-d2s	19974	19995	1.321	0.920	⁷ F	30%
B-d2s	20518	20432	1.101	1.040	⁵ K	13%
B-d2s	20784	20703	0.881	1.035	⁵ L	17%
B-ds2	20873	20839	1.062	0.940	³ I	15%
B-d2s	20994	20918	0.948	0.840	⁵ L	10%
A-6sp	21261	21314	1.080	1.060	⁵ K	12%
B-d2s	21695	21718	1.066	0.960	⁵ K	10%
B-d2s	22028	22050	1.069	1.040	³ I	9%
B-d2s	22222	22124	1.037	1.170	⁷ I	15%
B-d2s	22308	22303	1.053	1.080	⁷ I	40%
B-ds2	22539	22560	1.050	1.135	³ H	10%
B-d2s	22759	22739	1.000	0.985	⁵ L	10%
B-d2s	22883	22871	0.934	1.164	³ K	12%
B-d2s	23254	23284	1.131	1.040	³ I	11%
B-d2s	23508	23496	1.039	0.930	¹ I	9%
B-d2s	23649	23578	1.089	0.985	⁵ H	7%

Table 8 Continued

Conf.	Energy		Landé g		Dom. term	
	Theory	Exp.	Theory	Exp.		
B-ds2	23718	23756	1.105	1.075	³ H	10%
B-d2s	23884	23889	1.185	1.030	⁷ H	26%
B-d2s	23990	23986	1.065	1.100	⁵ I	13%
B-d2s	24085	23996	1.176	1.045	⁷ H	7%
A-6sp	24558	24590	1.007	1.010	³ K	24%
B-d2s	24689	24702	1.058	1.135	⁷ H	13%
A-6sp	24750	24751	0.974	0.925	³ K	34%
A-6sp	24946	24922	1.088	1.080	³ K	7%
B-d2s	25033	24984	1.170	1.210	³ H	19%
B-d2s	25111	25115	1.196	1.225	⁵ G	17%
B-d2s	25139	25196	1.023	1.120	³ K	7%
B-d2s	25313	25301	1.162	1.210	⁵ G	9%
B-d2s	25526	25478	1.084	1.085	⁵ I	16%
B-ds2	25581	25609	1.064	0.895	⁵ I	57%
B-d2s	25695	25662	1.043	1.190	⁵ K	10%
B-d2s	25802	25751	1.258	1.200	⁷ F	20%
B-d2s	26535	26511	1.090	1.040	³ K	5%
B-d2s	26727	26696	1.129	1.040	⁵ H	11%
A-6sp	26805	26816	1.174	1.215	⁵ G	6%
A-6sp	26882	26908	1.240	1.125	⁵ G	31%

Table 9: Identification and comparison with NIST database values for $J = 7$ levels of odd parity configurations. All energy levels are in cm^{-1} .

Conf.	Energy		Landé g		Dom. term	
	Theory	Exp.	Theory	Exp.		
B-d2s	16839	16845	1.071	1.120	⁵ K	22%
B-d2s	17312	17290	1.188	1.070	⁷ H	29%
B-d2s	18121	18257	0.852	0.955	⁵ M	42%
B-d2s	19682	19746	1.279	1.090	⁷ G	21%
B-ds2	21090	21026	1.160	1.235	⁵ H	39%
B-d2s	21306	21286	1.035	1.050	⁵ K	22%
B-d2s	21365	21412	1.064	1.067	⁵ K	12%
A-6sp	21910	21909	1.086	0.970	⁵ K	14%
A-6sp	22055	22042	1.376	1.020	⁷ G	79%

Table 9 Continued

Conf.	Energy		Landé g		Dom. term	
	Theory	Exp.	Theory	Exp.		
B-d2s	22334	22320	1.133	1.128	⁵ I	15%
A-6sp	22513	22483	1.053	1.120	⁵ K	23%
B-d2s	23084	22939	1.059	1.065	⁷ I	12%
A-6sp	23518	23518	1.147	1.052	⁵ I	16%
B-d2s	23779	23745	1.097	1.040	⁵ L	13%
B-d2s	24072	23991	1.072	1.225	⁵ K	10%
A-6sp	24177	24213	1.255	1.060	⁵ H	36%
B-d2s	24676	24730	1.216	1.150	⁵ H	19%
B-d2s	24825	24968	1.120	1.145	⁵ H	8%
B-d2s	25079	25064	1.136	1.100	³ I	21%
B-d2s	25164	25198	1.222	1.120	⁵ H	17%
B-d2s	25485	25504	1.140	1.115	⁵ I	7%
B-d2s	25569	25596	1.234	1.095	⁷ G	17%
B-ds2	25919	25849	0.951	1.085	³ L	57%
B-d2s	25954	25886	1.068	0.965	¹ K	11%
B-ds2	26162	26155	1.116	0.950	⁵ I	11%
A-6sp	26270	26327	1.124	1.250	³ K	14%
B-d2s	26424	26395	1.118	1.080	³ I	8%
B-d2s	26509	26635	1.060	1.125	³ L	13%

Table 10: Identification and comparison with NIST database values for $J = 8$ levels of odd parity configurations. All energy levels are in cm^{-1} .

Conf.	Energy		Landé g		Dom. term	
	Theory	Exp.	Theory	Exp.		
B-d2s	18080	17973	1.141	1.200	⁷ K	38%
A-6sp	19921	19862	1.162	1.290	⁷ H	14%
A-6sp	23542	23474	1.135	1.123	⁵ K	19%
B-d2s	23665	23653	1.206	1.128	⁷ I	27%
A-6sp	23972	24078	1.167	1.070	⁵ K	14%
B-d2s	24651	24688	1.183	1.155	⁷ I	17%
B-d2s	24756	24773	1.180	1.145	⁵ I	21%
B-d2s	25191	25191	1.191	1.195	⁵ I	16%
B-d2s	25212	25281	1.174	1.115	⁵ I	15%
B-d2s	25477	25383	1.157	1.140	⁵ I	17%

Table 10 Continued

Conf.	Energy		Landé g		Dom. term	
	Theory	Exp.	Theory	Exp.		
B-d2s	25538	25514	1.100	1.140	³ L	12%
B-d2s	26738	26783	1.087	1.118	³ L	15%
B-ds2	26996	27044	1.026	1.015	³ L	53%
B-d2s	27168	27131	1.196	1.170	⁵ I	13%

Table 11: Identification and comparison with NIST database values for $J = 9$ levels of odd parity configurations. All energy levels are in cm^{-1} .

Conf.	Energy		Landé g		Dom. term	
	Theory	Exp.	Theory	Exp.		
B-d2s	24933	24935	1.098	1.150	³ M	20%
B-d2s	25224	25142	1.102	1.120	³ M	17%
B-d2s	26424	26511	1.121	1.165	³ L	28%
B-d2s	27862	27842	1.121	1.160	³ L	24%
B-ds2	28734	28781	1.105	1.215	³ L	72%
B-d2s	28983	29061	1.220	1.015	⁵ K	25%