

New formalism for unbiased exponential resummation of Lattice QCD Taylor series at finite baryon chemical potential

Sabarnya Mitra¹ and Prasad Hegde¹

¹Centre for High Energy Physics, Indian Institute of Science, Bangalore 560012, India

(Dated: September 27, 2022)

The Taylor expansion of thermodynamic observables in terms of baryon chemical potential μ_B is a well-known approach to explore Lattice QCD thermodynamics at a finite μ_B . Recently, a novel way to resum the first N baryon charge density correlation functions D_1, D_2, \dots, D_N forming the first N Taylor coefficients has been proposed in Phys. Rev. Lett. 128, 2, 022001 (2022), where the resummation resembles an exponential factor. The calculation was done at $T = 157$ MeV, using around 2000 random volume sources for D_1 and around 500 for the remaining correlation functions. In this paper, we present a new formalism of exponential resummation, which replicates exact QNS series upto $\mathcal{O}(\mu_B^4)$. We find excellent agreement between QNS results and results obtained from our formalism for both real and imaginary μ_B satisfying $|\mu_B/T|^2 \leq 2$. We also present a comparative study between our results agreeing with the QNS results and the old resummed results as mentioned in Phys. Rev. Lett. 128, 2, 022001 (2022) using around 2000 random volume sources for D_1 and 500 for D_2, D_3 and D_4 and we find better agreement with QNS from our results over the same obtained using the old formalism of exponential resummation as mentioned above.

INTRODUCTION

The Quantum chromodynamics (QCD) equation of state (EoS) is crucial in investigating the dynamics of heavy ion collisions [1–4], apart from exploring the QCD phase diagram in the $T - \mu_B$ plane. The presence of the fermion sign problem [5–7] curtails direct lattice computations at finite μ_B . The problem gets augmented in the limit of large volumes and fine lattice spacings. While this sign problem can be avoided by either reweighting the fermion determinant to finite μ_B [8–11] or by performing calculations at purely imaginary μ_B [12, 13], both this method of analytic continuation and Taylor Expansion (TE) approach to the first N coefficients [14, 15] is limited by the zeros or singularities of partition function \mathcal{Z} . The singularity of \mathcal{Z} in the complex μ_B plane, situated closest to the origin ($\text{Re}(\mu_B) = \text{Im}(\mu_B) = 0$) specifies the radius of convergence (RoC) ρ of the Taylor series, which puts an upper bound on the reliability of these Taylor estimates, beyond which the Taylor series is expected to break down [16].

The determination of the RoC demands necessary calculations of sufficiently high ordered Taylor coefficients c_n through the relation $\rho = \lim_{n \rightarrow \infty} \sqrt{|c_{2n}/c_{2n+2}|}$, the even orders being attributable to the CP symmetry of QCD. Unfortunately, it is an extremely challenging task computationally to calculate these coefficients with precision comparable to lower order Taylor coefficients (TC), especially c_2 and c_4 . To circumvent this problem, it becomes necessary to resum the Taylor series, an important example of which is Padé resummation [17–20], which provides Padé approximants, approximating functional behaviour near a given point. More recently, the exponential resummation (ER) method, as proposed and established in Ref. [21] outlines an alternative approach

to obtain thermodynamic partition function as an all-order series in μ_B , by exponentiating the first N correlation functions (CFs), forming the first N Taylor coefficients. The efficacy of this resummation approach has also been demonstrated though analytic calculations in a low-energy QCD model [22].

In a recent paper [23], it has been established that the ER approach contains stochastic bias which cannot be separated from genuine high order fluctuations of the important higher order correlation functions (CFs). In that paper, the isospin chemical potential μ_I is considered instead of μ_B in order to avert the sign problem. There has been an appreciable disagreement with the fully unbiased QNS results at high values of $|\mu_B/T|^2$, which is paramount in exploring finite density QCD. This underpinned the important differences between biased and unbiased estimates which must be taken into account, while estimating thermodynamic observables. Our recent paper [24] clearly illustrates the noticeable disagreement for three temperatures when the old resummed results are computed using 500 RVS upto D_4 , highlighting the effect of the number of random volume sources in the regulation of bias.

In this work, we introduce a new prescription of exponential resummation which reproduces, exact QNS results upto $\mathcal{O}(\mu_B^4)$. We have implemented our formalism at 157 MeV, with D_n satisfying $1 \leq n \leq 4$, using $\mathcal{O}(500)$ RVS for all D_n till $n = 4$ and thereby compare the results for excess pressure and number density with the results in Ref. [21], which illustrates the old biased exponential resummation formulation using around 2000 RVS for D_1 and 500 RVS for other D_n . We also compare the resummed and Taylor expanded phasefactor results, to quantify the severity of the sign problem.

ER AND TC : BRIEF RECAP

The estimate of dimensionless excess pressure $\Delta P_N^R/T^4$ for thermodynamic volume V and temperature T , obtained through exponential resummation upto the first N point CFs on an $N_\sigma^3 \times N_\tau$ lattice is given by

$$\begin{aligned} \frac{\Delta P_N^R}{T^4} &= \frac{1}{VT^3} \ln \left[\frac{\mathcal{Z}_N(\mu_B)}{\mathcal{Z}_N(0)} \right] \\ &= \left(\frac{N_\tau}{N_\sigma} \right)^3 \ln \left[\frac{\mathcal{Z}_N(\mu_B)}{\mathcal{Z}_N(0)} \right] \end{aligned} \quad (1)$$

The respective partition functions \mathcal{Z}_N at zero and finite μ_B being real by virtue of CP symmetry of QCD, the ratio in the brackets is given by

$$\frac{\mathcal{Z}_N(\mu_B)}{\mathcal{Z}_N(0)} = \left\langle \text{Re} \left[\exp \left(\frac{1}{4} \sum_{k=1}^N \bar{D}_k \hat{\mu}_B^k \right) \right] \right\rangle \quad (2)$$

with $\hat{\mu}_B = \mu_B/T$. The factor of 1/4 reflects the staggered signature of the fermion action [27–29]. Here $\langle \mathcal{O} \rangle$ represents expectation value of the observable \mathcal{O} , w.r.t to an ensemble of gauge field configurations generated at the same temperature T , and at $\mu_B = 0$. The \bar{D}_k are the scaled k -point correlation functions, defined as

$$D_k = \bar{D}_k \cdot k! = \left. \frac{\partial^k}{\partial \hat{\mu}_B^k} \ln \det \mathcal{M} \right|_{\mu_B=0} \quad (3)$$

where \mathcal{M} is the fermion matrix. The CP symmetry of QCD dictates that all D_n must be real for even n and imaginary for odd n . In eqn. (1), it is known that $V = (aN_\sigma)^3$, $T = (aN_\tau)^{-1}$, with N_σ , N_τ and a , being the number of spatial and temporal sites and lattice spacing respectively. For N_R number of RVS in a gauge field configuration, the estimate of D_k for any k is given by

$$D_k = \frac{1}{N_R} \sum_{r=1}^{N_R} D_k^{(r)} \quad (4)$$

where $D_k^{(r)}$ represents estimate of D_k as given in r th random volume source in the given configuration. The Taylor expansion of the excess pressure yields

$$\begin{aligned} \frac{\Delta P_N^E}{T^4} &= \sum_{n=1}^N c_{2n} \hat{\mu}_B^{2n}, \\ c_{2n} &= \frac{1}{(2n)!} \left. \frac{\partial^{2n}}{\partial \hat{\mu}_B^{2n}} \left[\frac{\Delta P_N^E}{T^4} \right] \right|_{\mu_B=0} \end{aligned} \quad (5)$$

Here, c_{2n} are the corresponding Taylor coefficients appearing alongside different powers of μ_B . The CP symmetry ensures the Taylor series in eqn. (5) is even in μ_B/T .

The corresponding dimensionless number density $\mathcal{N}_N^{R,E}/T^3$ from eqns. (1) and (5) is given by

$$\frac{\mathcal{N}_N^{R,E}}{T^3} = \frac{\partial}{\partial(\mu_B/T)} \left[\frac{\Delta P_N^{R,E}}{T^4} \right] \quad (6)$$

THE UNBIASED EXPONENTIAL RESUMMATION

As mentioned in Ref. [23], the presence of stochastic bias in ER makes it impossible to distinguish genuinely higher order contributions to the Taylor series expansion, in the regime of higher values and orders of μ_B . A reasonable agreement between an unbiased cumulant expansion and QNS within respective errorbars for μ_I instigates the possibility of exploring a similar agreement for a more practically useful μ_B . Motivated by the results of μ_I , we therefore explore a new formalism which achieves agreement with the unbiased cumulant expansion to a given order in μ_B . This necessarily is implemented through the ER approach, so that unlike in cumulant expansion approach [23], we do not lose track of \mathcal{Z}_N . In this new formalism, all the necessary mathematical manipulations are performed at the level of RVS present within every gauge field configuration constituting the entire gauge ensemble. We worked out the formalism in the two bases as follows:

Chemical potential basis

In chemical potential (μ_B) basis, we define the unbiased excess pressure from a newly defined partition function, following the usual prescription of the exponential resummation as follows:

$$\begin{aligned} \frac{\Delta P_{ub}^N(\mu_B)}{T^4} &= \frac{1}{VT^3} \ln \mathcal{Z}_{ub}^N(\mu_B), \\ \mathcal{Z}_{ub}^N(\mu_B) &= \left\langle \text{Re} \left[\exp \left(A_N(\mu_B) \right) \right] \right\rangle, \\ A_N(\mu_B) &= \sum_{n=1}^N \hat{\mu}_B^n \frac{C_n}{n!} \end{aligned} \quad (7)$$

where the C_n for $1 \leq n \leq 4$ are given as follows:

$$\begin{aligned} C_1 &= \bar{D}_1, \\ C_2 &= \bar{D}_2 + (\bar{D}_1^2 - \bar{D}_1^2), \\ C_3 &= \bar{D}_3 + 3(\bar{D}_2 \bar{D}_1 - \bar{D}_2 \bar{D}_1) + (\bar{D}_1^3 - 3\bar{D}_1^2 \bar{D}_1 + 2\bar{D}_1^3), \\ C_4 &= \bar{D}_4 + 3(\bar{D}_2^2 - \bar{D}_2^2) + 4(\bar{D}_3 \bar{D}_1 - \bar{D}_3 \bar{D}_1) \\ &\quad + 6(\bar{D}_2 \bar{D}_1^2 - \bar{D}_2 \bar{D}_1^2) - 12(\bar{D}_2 \bar{D}_1 \bar{D}_1 - \bar{D}_2 \bar{D}_1^2) \\ &\quad + (\bar{D}_1^4 - 4\bar{D}_1^3 \bar{D}_1 + 12\bar{D}_1^2 \bar{D}_1^2 - 6\bar{D}_1^4 - 3(\bar{D}_1^2)^2) \end{aligned} \quad (8)$$

where \bar{D}_n^p indicates average of p th unbiased power of D_n over all the available RVS per configuration. The quartic degree of the polynomial $A_N(\mu_B)$ is the indicator of reproducing unbiased behaviour upto $\mathcal{O}(\mu_B^4)$.

Cumulant basis

In cumulant basis, a new variable X_N is defined, where $X_N = \sum_{n=1}^N \frac{\hat{\mu}_B^n}{n!} D_n$, and we subsequently define unbiased excess pressure as follows

$$\begin{aligned} \frac{\Delta P_{ub}^M(X_N)}{T^4} &= \frac{1}{VT^3} \ln \mathcal{Z}_{ub}^M(X_N), \\ \mathcal{Z}_{ub}^M(X_N) &= \left\langle \text{Re} \left[\exp \left(Y_M(X_N) \right) \right] \right\rangle, \\ Y_M(X_N) &= \sum_{n=1}^M \frac{\mathcal{L}_n(X_N)}{n!} \end{aligned} \quad (9)$$

which would reproduce exactly the first M cumulants in unbiased cumulant expansion of excess pressure as highlighted in Ref. [23]. The $\mathcal{L}_n(X_N)$ of eqn. (9) upto $M = 4$ are as follows:

$$\begin{aligned} \mathcal{L}_1(X_N) &= \overline{X_N} \\ \mathcal{L}_2(X_N) &= \left[\left(\overline{X_N^2} \right) - \left(\overline{X_N} \right)^2 \right] \\ \mathcal{L}_3(X_N) &= \left[\left(\overline{X_N^3} \right) - 3 \left(\overline{X_N^2} \right) \left(\overline{X_N} \right) + 2 \left(\overline{X_N} \right)^3 \right] \\ \mathcal{L}_4(X_N) &= \left[\left(\overline{X_N^4} \right) - 4 \left(\overline{X_N^3} \right) \left(\overline{X_N} \right) + 12 \left(\overline{X_N^2} \right) \left(\overline{X_N} \right)^2 \right. \\ &\quad \left. - 6 \left(\overline{X_N} \right)^4 - 3 \left(\overline{X_N^2} \right)^2 \right] \end{aligned} \quad (10)$$

All the above calculations can be performed for number density \mathcal{N}/T^3 , taking the $\hat{\mu}_B$ derivative of the excess pressure in both cumulant and μ_B bases.

COMPUTATIONAL SETUP

To verify our formalism, we have extensively used in this work, the data generated by the HotQCD collaboration for determining the QCD EoS [14, 25, 26]. The different HotQCD ensembles are generated using 2+1 flavors of Highly Improved Staggered Quarks (HISQ) [27–29], with the quark masses being $m_u = m_d = m_s/27$. Alongside HISQ action, we have used a tree-level improved Symanzik gauge action [30, 31]. The quark masses are calibrated to their physical values, so that they reproduce physical pion and kaon masses in continuum limit at $T = \mu_B = 0$, with the lattice spacing being tuned using the kaon decay constant f_K . For purposes of comparison with the previous study [21], we have worked on lattice of dimensions $32^3 \times 8$ at 157 MeV in a 4 dimensional Euclidean spacetime. We performed all the necessary calculations with $n \leq N = 4$ point correlation functions (CFs), where all these CFs are calculated stochastically using a total of 100K gauge field configurations, with around 500 RVS per configuration.

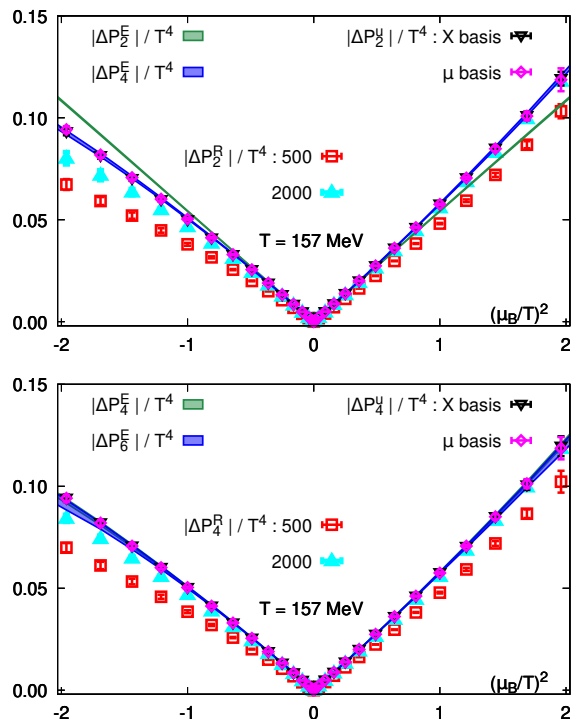


Figure 1. Comparison of the results for excess pressure $\Delta P_2(T, \mu_B)/T^4$ (top) and $\Delta P_4(T, \mu_B)/T^4$ (bottom). The bands illustrate the QNS results for the respective orders. The two sets of ER results correspond to biased and unbiased calculations. For biased calculations, two sets of calculations using $\mathcal{O}(500)$ RVS and $\mathcal{O}(2000)$ RVS are used, as represented above.

RESULTS

For a comprehensive comparative discussion between the two formalism of exponential resummation, we focus on the results for $T = 157$ MeV, which lies close to the crossover region for the chosen physical values of the quark masses considered. In Fig. 1, we compare three sets of results which are the QNS results $\Delta P_N^E/T^4$, the old resummed results $\Delta P_N^R/T^4$ with around 500 and 2000 RVS for D_1 respectively and the unbiased results $\Delta P_N^u/T^4$ using cumulant(X) and μ bases, where $N = 2, 4$, all results representing excess pressure. The top plot represents the comparison upto $N = 2$, whereas the bottom plot depicts the same for $N = 4$. In Fig. 2, we perform the same work for number density, given in eqn. (6).

It is well-known that D_1 is the noisiest and also, for any order in μ_B in ER, this derivative is raised to the highest integral powers among all D_n , evident from series expansions of eqns. (1) and (2). This therefore makes it imperative to reduce the estimate bias at least in D_1 as much as possible, which implies calculating D_1 to the highest number of random vector estimates for every single gauge field configuration, while performing the exponential re-

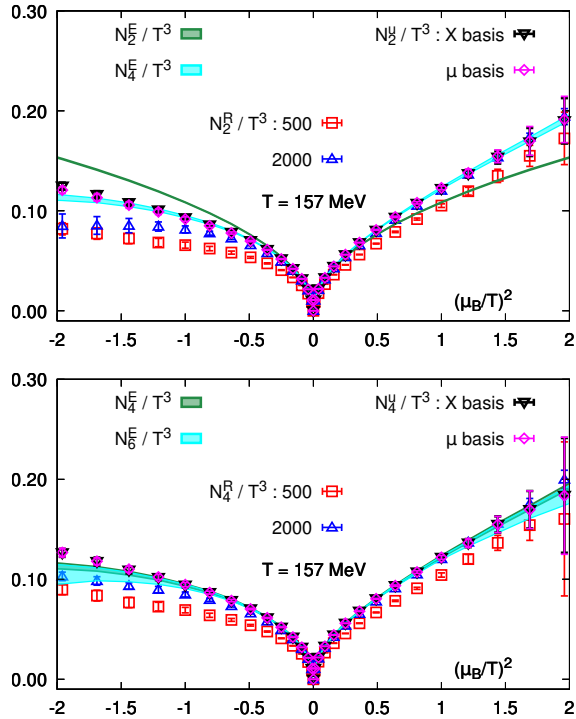


Figure 2. Comparison of the results for number density $\mathcal{N}_2(T, \mu_B)/T^3$ (top) and $\mathcal{N}_4(T, \mu_B)/T^3$ (bottom). The nomenclature for different symbols remain the same as before as in case of excess pressure plots as above.

summation. This vividly explains the computation of D_1 using around 2000 RVS per configuration as highlighted in Ref. [21]. The remaining derivatives D_n for $1 < n \leq N$ are calculated using approximately 500 RVS. In principle, in the limit of infinite RVS, the estimate of each D_n for every n is unbiased, since the random vectors follow the following familiar orthonormal relation

$$\lim_{N_R \rightarrow \infty} \frac{1}{N_R} \sum_{n=1}^{N_R} \eta_i^{(n)} \eta_j^{(n)\dagger} = \delta_{ij} \quad (11)$$

The above eqn. (11) allows to calculate exact unbiased estimate of the individual traces of operators [32, 33], which unfortunately does not hold for finite RVS. One can therefore, always argue to estimate a given derivative using more and more number of RVS, which eventually makes this process of obviating bias by regulating RVS, a never-ending and an impractical one in the long run. This has eventually motivated the quest of finding a new formalism, which will improve the agreement with the QNS results, without focusing too much on the number of RVS used per gauge configuration.

We find a remarkable agreement between the results obtained using the new formalism and QNS results up to similar orders in μ_B , despite using only 500 RVS for all D_n . The plots in the above figures vindicate the agree-

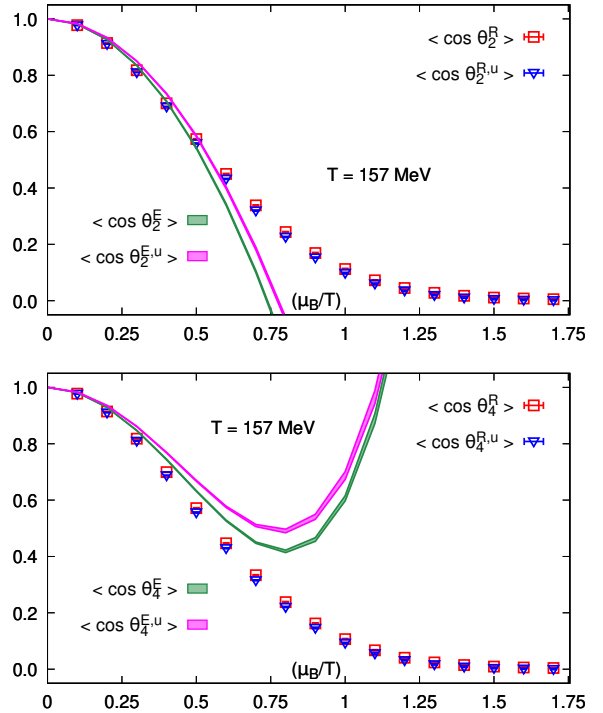


Figure 3. Comparison of the Resummed and the Taylor expanded results for the average phasefactor $\langle \cos \theta_2 \rangle$ (top) and $\langle \cos \theta_4 \rangle$ (bottom). The bands illustrate the Taylor expanded results, whereas the usual points represent the usual resummed results for both biased and unbiased calculations.

ment, for both real and imaginary μ_B . The contrast with the older formalism, whose results approach ours as the number of RVS used for D_1 is increased from 500 to 2000, is especially obvious for imaginary μ_B . This is promising, particularly from the perspective of analytic continuation approach from imaginary to real μ_B [12, 13], determining the EoS for real, finite μ_B . It goes without saying that the old resummed results improved markedly by increasing the number of RVS fourfold, as evident from the above Figs. 1 and 2. Another significant takeaway is the faster convergence of the new formalism, which is manifested by the excellent agreement between the 2^{nd} order unbiased ER results and the 4^{th} order QNS results. The agreement remains equally sustained for both real and imaginary μ_B regimes. The old resummed results, particularly using 2000 RVS for D_1 appear to agree with the QNS results from 4^{th} order on-wards, where D_n upto D_4 are taken into account. This agreement is exactly what we usually expect from a proper exponential resummation scheme, that an ER resumming the first N point CFs should agree with an at least $(N+2)^{th}$ ordered Taylor Expansion, involving Taylor coefficients upto c_{N+2} , resembling eqn. (5) where N is even. This obviates the need for separate, expensive calculations of 2000 separate independent estimates of D_1 . Our formalism moreover treats all the D_n on an equal footing.

Although, the chemical potential basis is helpful for comprehending the exact order of unbiased results in μ_B , the cumulant basis enables to include a lot more number of terms in addition to the μ_B basis. These terms clearly involve higher-order contributions in μ_B associated with higher order of unbiased powers of the relevant correlation functions upto D_4 . In cumulant basis, the forms of individual cumulants in the familiar cumulant expansion [23] are kept unaltered. The appreciable agreement between the μ_B and cumulant (X) basis results in both Figs. 1 and 2 clearly demonstrates that the contributions from the additional terms in the X basis are almost completely canceled out amongst themselves, thereby ensuring that the cumulant basis has a faster convergence over the μ_B basis.

The severity of the sign problem is reflected by the phasefactor plots as shown in Fig. 3. The resummed unbiased results remain in good agreement with the old biased counterparts order-by-order. The Taylor expanded results magnify the differences between biased and unbiased powers, suggesting that unbiased over biased powers can truly capture the genuine fluctuations of the higher-order derivatives. As expected, the difference is more acute for the 4th order results. Nevertheless, resummation, being able to consider all-ordered contributions in μ_B into account, still proves to be superior to Taylor series when it comes to determining the seriousness of the sign problem.

CONCLUSIONS

We have introduced a new formalism of ER which exudes excellent agreement with QNS results upto a desired order in μ_B , where all the correlation functions D_n have been calculated stochastically using approximately 500 RVS. The extent of this agreement successfully surpasses the same achieved using 2000 RVS for D_1 and implementing the old ER formalism, which is typified in the above figures of $\Delta P/T^4$ and \mathcal{N}/T^3 . This is highly beneficial in the sense, that it paves a way towards obviating bias through an improved formalism, rather than using more number of RVS and eliminating the bias at the level of individual D_n . Armed with this promise, this new formalism also assures to treat all the correlation functions on similar footings, apart from saving the all-important computational time and space for storing the data of derivatives configuration by configuration. This ensures user-friendliness of the program, consuming appreciable run-time for results at the cost of the time taken for data extraction of derivatives, particularly D_1 .

We also found the agreement to be excellent, for higher values of $\text{Im}(\mu_B)$, which can augment the application of the formalism for analytic continuation from imaginary to real μ_B . The faster convergence of this formalism,

starting from 2nd order itself, is another important facet of this formalism, apart from the fact that it captures the genuine high-order fluctuations of different unbiased powers of the derivatives. Regarding the phasefactor, we have found appreciable agreement between the biased and unbiased versions and the slow convergence of the Taylor expanded results galvanize the conclusion that ER is the reliable go-to approach to measure the breakdown due to sign problem, as it accounts for contributions which are all-ordered in μ_B .

Above all, this new formalism of a partially unbiased exponential resummation paves the possible future way for a more robust and highly coveted all-ordered exponential resummation.

We sincerely thank all the members of the HotQCD collaboration for their inputs and valuable discussions, as well as for allowing us to use their data from the Taylor expansion calculations. The computations in this work were performed on the GPU cluster at Bielefeld University, Germany. We thank the Bielefeld HPC.NRW team for their wholehearted support.

-
- [1] J. E. Bernhard, J. S. Moreland, S. A. Bass, J. Liu, and U. Heinz, *Phys. Rev. C* **94**, 024907 (2016), [arXiv:1605.03954 \[nucl-th\]](#)
 - [2] P. Parotto, M. Bluhm, D. Mroczek, M. Nahrgang, J. Noronha-Hostler, K. Rajagopal, C. Ratti, T. Schäfer, and M. Stephanov, *Phys. Rev. C* **101**, 034901 (2020), [arXiv:1805.05249 \[hep-ph\]](#)
 - [3] A. Monnai, B. Schenke, and C. Shen, *Phys. Rev. C* **100**, 024907 (2019), [arXiv:1902.05095 \[nucl-th\]](#)
 - [4] D. Everett *et al.* (JETSCAPE), (2020), [arXiv:2011.01430 \[hep-ph\]](#)
 - [5] K. Nagata, [arXiv:2108.12423 \[hep-lat\]](#)
 - [6] G. Aarts, *PoS CPOD 2014*, 012 (2014-2015), [arXiv:1502.01850 \[hep-lat\]](#)
 - [7] P. de Forcrand, *PoS LAT2009*, 010 (2009), [arXiv:1005.0539 \[hep-lat\]](#)
 - [8] Z. Fodor, and S. Katz, *Phys. Lett. B* **534**, 87 (2002), [arXiv:hep-lat/0104001](#)
 - [9] Z. Fodor, and S. Katz, *JHEP* **0404**, 050 (2004), [arXiv:hep-lat/0402006](#)
 - [10] S. Ejiri, *Phys. Rev. D* **69**, 094506 (2004), [arXiv:hep-lat/0401012](#)
 - [11] H. Saito, S. Ejiri, S. Aoki, K. Kanaya, Y. Nakagawa, H. Ohno, K. Okuno, and T. Umeda, *Phys. Rev. D* **89**, 034507 (2014), [arXiv:1309.2445 \[hep-lat\]](#)
 - [12] S. Borsanyi, Z. Fodor, J.N. Guenther, S. Katz, A. Pasztor, I. Portillo, C. Ratti, and K.K. Szabó, *JHEP* **10**, 205 (2018), [arXiv:1805.04445 \[hep-lat\]](#)
 - [13] J.N. Guenther, R. Bellwied, S. Borsanyi, S. Katz, A. Pasztor, and C. Ratti, *Nucl. Phys. A* **967**, 720 (2017), [arXiv:1607.02493 \[hep-lat\]](#)
 - [14] A. Bazavov *et al.*, *Phys. Rev. D* **95**, 054504 (2017), [arXiv:1701.04325 \[hep-lat\]](#)
 - [15] D. Bollweg, J. Goswami, O. Kaczmarek, F. Karsch, S. Mukherjee, P. Petreczky, C. Schmidt, and P. Scior

- (HotQCD), *Phys. Rev. D* **104**, 10.1103/PhysRevD.104.074512 (2021), [arXiv:2107.10011 \[hep-lat\]](#)
- [16] R. V. Gavai and S. Gupta, *Phys. Rev. D* **78**, 114503 (2008), [arXiv:0806.2233 \[hep-lat\]](#)
- [17] S. Dutta, R. Gavai, and S. Gupta, *Phys. Rev. D* **95**, 5, 054512 (2017), [arXiv:1612.06673 \[hep-lat\]](#)
- [18] P. Dimopoulos, L. Dini, F. Di Renzo, J. Goswami, G. Nicotra, C. Schmidt, S. Singh, K. Zambello, and F. Ziesché, *Phys. Rev. D* **105**, 034513 (2022), [arXiv:2110.15933 \[hep-lat\]](#)
- [19] G. Nicotra *et al.*, *PoS LAT2021*, 260 (2021), [arXiv:2111.05630 \[hep-lat\]](#)
- [20] M. Giordano and A. Pásztor, *Phys. Rev. D* **99**, 114510 (2019), [arXiv:1904.01974 \[hep-lat\]](#)
- [21] S. Mondal, S. Mukherjee, and P. Hegde, *Phys. Rev. Lett.* **128**, 022001 (2022), [arXiv:2106.03165 \[hep-lat\]](#)
- [22] S. Mukherjee, F. Rennecke, and V. Skokov, *Phys. Rev. D* **105**, 014026 (2022), [arXiv:2110.02241 \[hep-ph\]](#)
- [23] S. Mitra, P. Hegde, and C. Schmidt, *Phys. Rev. D* **106**, 034504 (2022), [arXiv:2205.08517 \[hep-lat\]](#)
- [24] S. Mitra, and P. Hegde, [arXiv:2209.07241 \[hep-ph\]](#)
- [25] A. Bazavov *et al.* (HotQCD), *Phys. Lett. B* **795**, 15 (2019), [arXiv:1812.08235 \[hep-lat\]](#)
- [26] D. Bollweg, J. Goswami, O. Kaczmarek, F. Karsch, S. Mukherjee, P. Petreczky, C. Schmidt, and P. Scior (HotQCD), *Phys. Rev. D* **105**, 074511 (2022), [arXiv:2202.09184 \[hep-lat\]](#)
- [27] E. Follana, Q. Mason, C. Davies, K. Hornbostel, G. P. Lepage, J. Shigemitsu, H. Trottier, and K. Wong (HPQCD, UKQCD), *Phys. Rev. D* **75**, 054502 (2007), [arXiv:hep-lat/0610092](#)
- [28] A. Bazavov *et al.*, *Phys. Rev. D* **85**, 054503 (2012), [arXiv:1111.1710 \[hep-lat\]](#)
- [29] A. Bazavov *et al.* (HotQCD), *Phys. Rev. D* **90**, 094503 (2014), [arXiv:1407.6387 \[hep-lat\]](#)
- [30] K. Symanzik, *Nucl. Phys. B* **226**, 204 (1983)
- [31] F. Karsch, E. Laermann, and A. Peikert, *Nucl. Phys. B* **605**, 579-599 (2001), [arXiv:hep-lat/0012023](#)
- [32] C. R. Allton, M. Doring, S. Ejiri, S. J. Hands, O. Kaczmarek, F. Karsch, E. Laermann, and K. Redlich, *Phys. Rev. D* **71**, 054508 (2005), [arXiv:hep-lat/0501030](#)
- [33] R. V. Gavai and S. Gupta, *Phys. Rev. D* **71**, 114014 (2005), [arXiv:hep-lat/0412035](#)