

A Better Angle on Hadron Transverse Momentum Distributions at the EIC

Anjie Gao,^{*} Johannes K.L. Michel,[†] Iain W. Stewart,[‡] and Zhiquan Sun[§]

Center for Theoretical Physics, Massachusetts Institute of Technology, Cambridge, MA 02139, USA

(Dated: April 14, 2023)

We propose an observable q_* sensitive to transverse momentum dependence (TMD) in $eN \rightarrow e h X$, with q_*/E_N defined purely by lab-frame angles. In 3D measurements of confinement and hadronization this resolves the crippling issue of accurately reconstructing small transverse momentum P_{hT} . We prove factorization for $d\sigma_h/dq_*$ for $q_* \ll Q$ with standard TMD functions, enabling q_* to substitute for P_{hT} . A double-angle reconstruction method is given which is exact to all orders in QCD for $q_* \ll Q$. q_* enables an order-of-magnitude improvement in the expected experimental resolution at the EIC.

I. INTRODUCTION

A deeper understanding of the emergent properties of the nucleon, such as confinement and hadronization, has been a frontier of nuclear and particle physics research since the inception of Quantum Chromodynamics (QCD) five decades ago. An important one-dimensional view of the nucleon is provided by the deep-inelastic scattering (DIS) process $e^-(\ell) + N(P) \rightarrow e^-(\ell') + X$, where the scattering is mediated by an off-shell photon of momentum $q = \ell - \ell'$ (with $Q^2 \equiv -q^2 > 0$). Confinement is probed by measurements of $x = Q^2/(2P \cdot q)$, the momentum fraction carried by the colliding parton inside the nucleon N . A more intricate view is obtained by identifying a hadron h in semi-inclusive DIS (SIDIS), $e^-(\ell) + N(P) \rightarrow e^-(\ell') + h(P_h) + X$. Here measurements of the longitudinal momentum fraction $z = (P \cdot P_h)/(P \cdot q)$ that the hadron retains when forming from the struck quark give insight into the complex dynamics of hadronization. Measuring the hadron's *transverse* momentum \vec{P}_{hT} relative to \vec{q} gives access to a three-dimensional view of the confinement and hadronization processes for N and h , together with spin correlations that probe these processes.

The region most sensitive to these dynamics occurs for small transverse momentum, $P_{hT} \sim \Lambda_{\text{QCD}} \ll Q$, where Λ_{QCD} is the QCD confinement scale. Here the cross section obeys a rigorous factorization theorem [1], with the confinement and hadronization dynamics encoded in universal transverse momentum-dependent (TMD) parton distribution functions (PDFs) and fragmentation functions (FFs). SIDIS cross sections have been extensively studied experimentally at HERMES[2–4], COMPASS[5–7], RHIC[8, 9], and JLab[10–12] and together with the Drell-Yan process have enabled extractions of TMD PDFs and FFs (TMDs) by various groups, e.g. [13–15]. A key scientific goal of the upcoming Electron-Ion-Collider (EIC)[16] is to study SIDIS with enormous beam luminosities to determine TMD PDFs and FFs with unprecedented precision. Progress has also been made towards calculations of TMD PDFs from lattice QCD [17–22].

A key challenge in experimental studies of TMDs is that measurements of \vec{P}_{hT} require reconstructing the

photon momentum (or Breit frame) to great accuracy to avoid loss of precision on $P_{hT} = |\vec{P}_{hT}| \ll Q$. A misreconstruction of $\vec{\ell}'$ by $\mathcal{O}(\Delta)$ leads to a misreconstruction of \vec{q} and therefore \vec{P}_{hT} by $\mathcal{O}(\Delta)$, which is a large uncertainty for $P_{hT} \ll Q$. For example, for a nominal measurement at $P_{hT}/z = 1 \text{ GeV}$ with $Q = 20 \text{ GeV}$, a typical detector resolution of $\Delta = 0.5 \text{ GeV}$ leads to a 50% uncertainty. This puts in peril the EIC physics program to unveil the dynamics of hadronization and confinement in the kinematic region with the largest sensitivity.

In this paper we construct a novel SIDIS observable, q_* , designed to be maximally resilient against resolution effects while delivering the same sensitivity to TMD dynamics as \vec{P}_{hT} . The key insight is that while the magnitude of the electron and hadron three momentum is subject to limited detector resolution, modern tracking detectors deliver near-perfect resolution on the *angles* of charged particle tracks. We will therefore construct q_* to satisfy the following three criteria: (i) it is purely defined in terms of lab-frame angles and the beam energies; (ii) at small values $q_* \ll Q$, the differential cross section $d\sigma/dq_*$, including spin correlations, still satisfies a rigorous factorization theorem in terms of the standard TMD PDFs and FFs; (iii) it does not dilute the statistical power of the available event sample. Our construction is inspired by, but features key differences to, the Drell-Yan ϕ_η^* observable in hadron-hadron collisions [23], which has enabled tests of perturbative QCD from permil-level Z-pole measurements at the Tevatron and LHC [24–29].

Below we define q_* in detail, prove the factorization theorem for q_* with standard TMDs, and evaluate the expected detector resolution, statistical power, and resilience against systematic biases of q_* versus \vec{P}_{hT} .

II. CONSTRUCTING q_*

Consider the target rest frame shown in Fig. 1a where the nucleus N is at rest and the z -axis is along the incoming lepton beam. The lepton momenta $\vec{\ell}$ and $\vec{\ell}'$ define the lepton plane as the x - z plane. We wish to take advantage of the high-precision reconstruction of polar angles (rapidities) and azimuthal angles in the EIC lab frame. Here

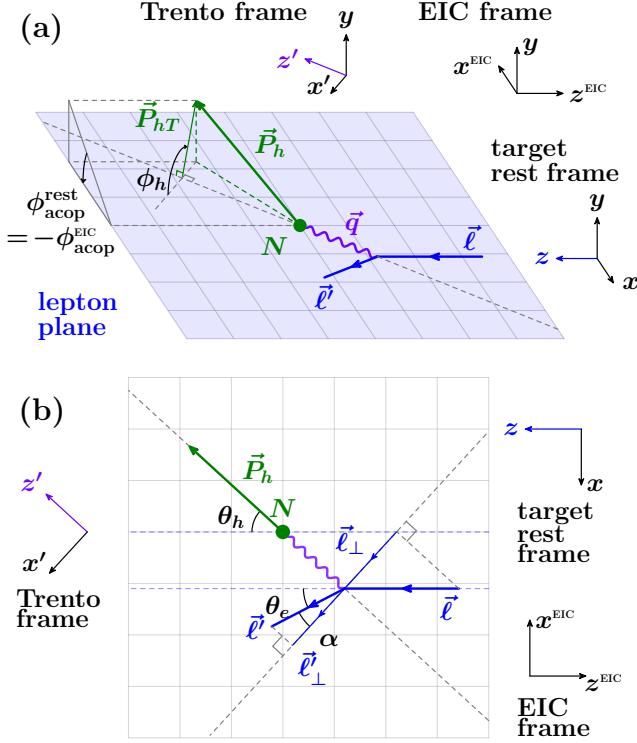


FIG. 1. (a) Definition of $\phi_{\text{acop}}^{\text{rest}}$ needed to construct q^* . Momenta are not to scale. We define the conventional Trento frame [30] for SIDIS, as well as the target rest frame and the EIC frame. ϕ_h is the azimuthal separation between \vec{P}_h and $\vec{\ell}$ in the Trento frame. The acoplanarity angle in the target rest frame is $\phi_{\text{acop}}^{\text{rest}} \equiv \pi - \Delta\phi^{\text{rest}}$, where $\Delta\phi^{\text{rest}}$ is the azimuthal separation between \vec{P}_h and $\vec{\ell}'$. (b) In-plane geometry for leading-power kinematics $P_{h,\perp}/Q \ll 1$, where we can approximate that \vec{P}_h is along the same direction as \vec{q} . This geometry yields the double-angle formulas in Eq. (2) Q , x , y with angular measurements.

we give results in terms of EIC frame rapidities in the light target mass limit $M \ll Q$, with full M dependence in Supplement A. The acoplanarity angle in the target rest frame, $\phi_{\text{acop}}^{\text{rest}}$, is defined by $\tan \phi_{\text{acop}}^{\text{rest}} = -P_{h,y}/P_{h,x}$, where $P_{h,x}$ and $P_{h,y}$ are components of \vec{P}_h . From Fig. 1a, it is obvious that $\tan \phi_{\text{acop}}^{\text{rest}} \propto \sin \phi_h P_{hT}$, where ϕ_h is the azimuthal angle of \vec{P}_h in the Trento frame. We may thus use ϕ_{acop} as a precision probe of the hadron transverse momentum P_{hT} .¹

To work out the full relation between $\phi_{\text{acop}}^{\text{rest}}$ and P_{hT} , consider now the leading-power (LP) kinematics illus-

trated in Fig. 1 b, where $\lambda \sim P_{hT}/(zQ) \ll 1$. We find

$$\tan \phi_{\text{acop}}^{\text{rest}} = \frac{\sin \phi_h P_{hT}}{zQ\sqrt{1-y}} + \mathcal{O}(\lambda^2). \quad (1)$$

We now wish to express Q and $y = (P \cdot q)/(P \cdot \ell)$ in terms of final-state angles in the EIC frame, which is defined by a 180° rotation about our rest frame y axis and then a boost along the z -axis, so $\phi_{\text{acop}}^{\text{EIC}} = -\phi_{\text{acop}}^{\text{rest}}$. From Fig. 1b, momentum conservation gives $\ell_{x'} = \ell'_{x'}$, $q_x = -\ell'_x$, and $P_{hT} \ll Q$ implies $\theta_h + \theta_e + \alpha = \pi/2$. We find $y = 1 - \sin \theta_h / \cos \alpha$ and $Q^2 = (\ell_{\text{rest}}^0)^2 [\frac{\sin^2 \theta_e}{\cos^2 \alpha} - (1 - \frac{\sin \theta_h}{\cos \alpha})^2]$. Boosting to the EIC frame:

$$Q^2 = (2P_{\text{EIC}}^0)^2 \frac{e^{\eta_e + \eta_h}}{1 + e^{\Delta\eta}} + \mathcal{O}(\lambda), \quad y = \frac{1}{1 + e^{\Delta\eta}} + \mathcal{O}(\lambda^2),$$

$$x = [(2P_{\text{EIC}}^0)^2/s] e^{\eta_e + \eta_h} + \mathcal{O}(\lambda), \quad (2)$$

where η_i are the EIC frame pseudorapidities of the outgoing lepton $i = e$ and hadron $i = h$, $\Delta\eta \equiv \eta_h - \eta_e$, and $s = (P + \ell)^2$. This construction agrees with the double-angle formula in Ref. [33]. However, Ref. [33] uses the struck quark angle in a tree-level picture, while our Eq. (2) uses the hadron angle and holds to all orders in α_s , and up to power corrections in $P_{hT}/(zQ)$, which controls the distance to the Born limit. The $\mathcal{O}(\lambda)$ corrections to Eq. (2) are given in Supplement B.

To exploit the proportionality in Eq. (1) to probe P_{hT} , we define an optimized observable:

$$q_* \equiv 2P_{\text{EIC}}^0 \frac{e^{\eta_h}}{1 + e^{\Delta\eta}} \tan \phi_{\text{acop}}^{\text{EIC}}. \quad (3)$$

Expanding in $P_{hT} \ll zQ$ it has a simple LP limit

$$q_* \stackrel{\text{LP}}{=} -\sin \phi_h \frac{P_{hT}}{z}. \quad (4)$$

Thus for TMD analyses, Q^2 , x , y , and q^* can all be measured from the beam energy P_{EIC}^0 and angular variables. We may also define a dimensionless variable,

$$\phi_{\text{SIDIS}}^* = \sqrt{\frac{e^{\Delta\eta}}{1 + e^{\Delta\eta}}} \tan \phi_{\text{acop}}^{\text{EIC}} = \frac{q_*}{Q} + \mathcal{O}(\lambda^2). \quad (5)$$

This is analogous to the setup for the ϕ_η^* observable in Drell-Yan [23]. We expect the purely angular observables q_* and ϕ_{SIDIS}^* to be measured to much higher relative precision compared to the transverse momentum P_{hT} .

III. FACTORIZATION

Consider the standard factorization theorem for polarized SIDIS [1, 34–36],

$$\frac{d\sigma}{dx dy dz d^2\vec{P}_{hT}} = \sigma_0 \left\{ W_{UU,T} + \lambda_e S_L \sqrt{1 - \epsilon^2} W_{LL} \right.$$

¹ Lab-frame acoplanarity angles are also useful as a measure of transverse momentum in jet production in DIS [31, 32]. Unlike this work, the observable of Refs. [31, 32] does not feature the same experimental improvements since traditional jet axis reconstruction is not angular, and it also has nonglobal logarithms that are nonperturbative in the TMD region of interest.

$$\begin{aligned}
& + \epsilon \cos(2\phi_h) W_{UU}^{\cos(2\phi_h)} + S_L \epsilon \sin(2\phi_h) W_{UL}^{\sin(2\phi_h)} \\
& + S_T \sin(\phi_h - \phi_S) W_{UT,T}^{\sin(\phi_h - \phi_S)} + \epsilon S_T \left[\sin(\phi_h + \phi_S) \right. \\
& \quad \times W_{UT}^{\sin(\phi_h + \phi_S)} + \sin(3\phi_h - \phi_S) W_{UT}^{\sin(3\phi_h - \phi_S)} \left. \right] \\
& + \lambda_e S_T \sqrt{1 - \epsilon^2} \cos(\phi_h - \phi_S) W_{LT}^{\cos(\phi_h - \phi_S)} \left. \right\}, \quad (6)
\end{aligned}$$

where $\sigma_0 \equiv \alpha^2 \pi y \kappa_\gamma / [z Q^2 (1 - \epsilon)]$, α is the fine-structure constant, λ_e is the lepton beam helicity, $S^\mu = (0, S_T \cos \phi_S, S_T \sin \phi_S, -S_L)$ is the nucleon spin vector in the Trento frame [36], $\epsilon = (1 - y)/(1 - y + y^2/2)$, and $\kappa_\gamma = 1$ for $M \ll Q$. We have only kept the structure functions W that are nonzero at leading power in λ . They can be written in terms of the hard function $\mathcal{H}(Q^2)$ and various b_T -space TMD PDFs $\tilde{g}(x, b_T)$ and TMD FFs $\tilde{D}(z, b_T)$ [37]:

$$\begin{aligned}
W_{PP'}^{\text{ang}} & \propto \mathcal{F}[\mathcal{H} \tilde{g}^{(n)} \tilde{D}^{(m)}] \quad (7) \\
& \equiv 2z \int_0^\infty \frac{db_T b_T}{2\pi} \mathcal{I}[\mathcal{H} \tilde{g}^{(n)} \tilde{D}^{(m)}] J_{n+m}(b_T P_{hT}/z)
\end{aligned}$$

with $\mathcal{I}[\mathcal{H} \tilde{g}^{(n)} \tilde{D}^{(m)}] \equiv (M b_T)^n (-M_h b_T)^m \sum_f \mathcal{H}_f \tilde{g}_f^{(n)} \tilde{D}_f^{(m)}$, where f sums over quarks and antiquarks. For example, $W_{UU}^{\cos(2\phi_h)} = -\mathcal{F}[\mathcal{H} \tilde{h}_1^{\perp(1)} \tilde{H}_1^{\perp(1)}]$, where $\tilde{h}_1^{\perp(1)}$ and $\tilde{H}_1^{\perp(1)}$ are the Boer-Mulders [38] and Collins [39] functions. For details on our notation and conventions, see Ref. [40].

To compute the spectrum differential in x, y, z and q_* , we insert the leading-power measurement $\delta(q_* + \sin \phi_h P_{hT}/z)$ and analytically perform the integral over $d^2 \vec{P}_{hT} = dP_{hT} d\phi_h$. As an explicit example, we work out the contribution from $W_{UU}^{\cos(2\phi_h)}$. Using Eq. (7):

$$\begin{aligned}
& \int_0^\infty dP_{hT} P_{hT} \int_0^{2\pi} d\phi_h \delta\left(q_* + \sin \phi_h \frac{P_{hT}}{z}\right) \cos(2\phi_h) W_{UU}^{\cos(2\phi_h)} \\
& = -\frac{2z^3}{\pi} \int db_T \mathcal{I}[\mathcal{H} \tilde{h}_1^{\perp(1)} \tilde{H}_1^{\perp(1)}] \\
& \quad \times \int_0^{2\pi} \frac{d\phi_h}{\sin^2 \phi_h} \Theta\left(-\frac{q_*}{\sin \phi_h}\right) \cos(2\phi_h) \frac{b_T |q_*|}{2} J_2\left(\frac{b_T q_*}{\sin \phi_h}\right) \\
& = -\frac{2z^3}{\pi} \int db_T \mathcal{I}[\mathcal{H} \tilde{h}_1^{\perp(1)} \tilde{H}_1^{\perp(1)}] \cos(q_* b_T). \quad (8)
\end{aligned}$$

The ϕ_h integral, which is specific to the structure function, can only depend on $q_* b_T$ by dimensional analysis, and in this case yields a simple $\cos(q_* b_T)$.

In total, the LP cross section differential in q_* is:

$$\begin{aligned}
\frac{d\sigma}{dx dy dz dq_*} & = \frac{2z^3}{\pi} \sigma_0 \int_0^\infty db_T \left\{ \cos(q_* b_T) \left(\mathcal{I}[\mathcal{H} \tilde{f}_1 \tilde{D}_1] \right. \right. \\
& \quad \left. \left. - \epsilon \mathcal{I}[\mathcal{H} \tilde{h}_1^{\perp(1)} \tilde{H}_1^{\perp(1)}] + \lambda_e S_L \sqrt{1 - \epsilon^2} \mathcal{I}[\mathcal{H} \tilde{g}_{1L} \tilde{D}_1] \right) \right. \\
& \quad \left. + \cos \phi_S \sin(q_* b_T) S_T \left(\mathcal{I}[\mathcal{H} \tilde{f}_{1T}^{\perp(1)} \tilde{D}_1] + \epsilon \mathcal{I}[\mathcal{H} \tilde{h}_1 \tilde{H}_1^{\perp(1)}] \right. \right. \\
& \quad \left. \left. + \frac{\epsilon}{4} \mathcal{I}[\mathcal{H} \tilde{h}_{1T}^{\perp(2)} \tilde{H}_1^{\perp(1)}] \right) \right. \\
& \quad \left. - \sin \phi_S \sin(q_* b_T) \lambda_e S_T \sqrt{1 - \epsilon^2} \mathcal{I}[\mathcal{H} \tilde{g}_{1T}^{\perp(1)} \tilde{D}_1] \right\}. \quad (9)
\end{aligned}$$

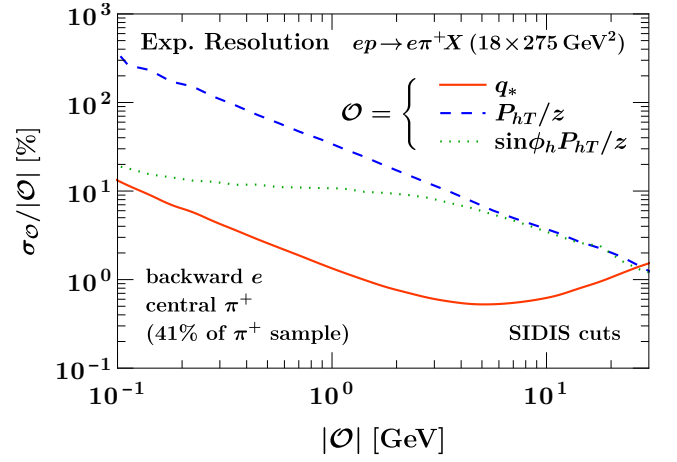


FIG. 2. Expected event-level detector resolution $\sigma_{\mathcal{O}}$ for different SIDIS TMD observables \mathcal{O} . We show relative resolutions as a function of the magnitude of $\mathcal{O} = q_*$ (solid red), P_{hT}/z (dashed blue), and $\sin \phi_h P_{hT}/z$ (dotted green).

We stress that the TMD PDFs and FFs $\tilde{f}_1, \tilde{D}_1, \tilde{h}_1^{\perp(1)}, \dots$ are the *same* as in the standard factorization for the P_{hT} spectrum and TMD spin correlations. This is analogous to the role of the unpolarized [41, 42] and Boer-Mulders [43] TMD PDFs in the Drell-Yan ϕ_η^* . The factorization theorem can equivalently be written in terms of momentum-space TMDs, see Supplement D. Crucially, definite subsets of these TMDs contribute to the even and odd parts of the spectrum under $q_* \rightarrow -q_*$. The odd parts are accessible through the asymmetry $d\sigma(q_* > 0) - d\sigma(q_* < 0)$. Contributions can be further disentangled experimentally through their unique dependence on λ_e, S^μ and ϵ , i.e., by taking asymmetries with opposite beam polarizations and by measuring cross sections as a function of y .² E.g., the double asymmetry for $q_* \rightarrow -q_*$ and $\lambda_e \rightarrow -\lambda_e$ as a function of x and $|q_*|$ gives direct access to the worm-gear T function $\tilde{g}_{1T}^\perp(x, b_T)$.

IV. EXPERIMENTAL SENSITIVITY

To show the improvement that q_* makes for TMD analyses, we use **Pythia 8.306** [44] to simulate $e^- p \rightarrow e^- X$ at $18 \times 275 \text{ GeV}^2$, disabling QED corrections. We select on $h = \pi^+$ and apply the following cuts (“SIDIS cuts”):

$$\begin{aligned}
x & > 0.001, \quad 0.01 < y < 0.95, \quad z > 0.05, \\
Q^2 & > 16 \text{ GeV}^2, \quad W^2 = (P + q)^2 > 100 \text{ GeV}^2. \quad (10)
\end{aligned}$$

² We recommend reconstructing S^μ using a rotation by θ_h to maintain a purely angular measurement, see Supplement C, which is justified at LP. Note that the transversity and pretzelosity PDFs have a degenerate contribution $\epsilon S_T (h_1 + h_{1T}^\perp/4)$ to q_* in Eq. (9), while the worm-gear L function h_{1L}^\perp drops out, due to q_* being even under $\phi_h \leftrightarrow \pi - \phi_h$. Encouragingly, the subleading-power Cahn effect $\propto \cos(\phi_h)$, which pollutes standard \tilde{P}_{hT} , also drops out for the same reason.

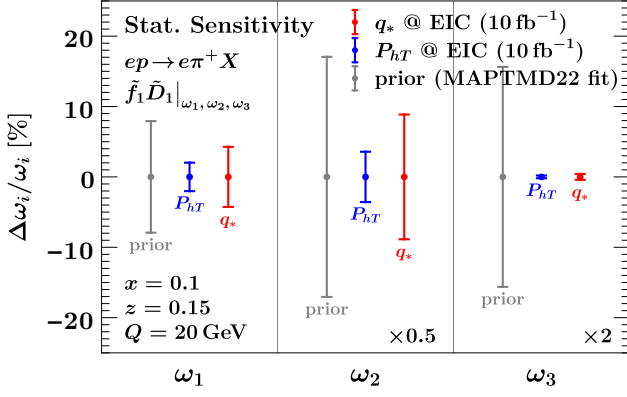


FIG. 3. Statistical sensitivity to TMD nonperturbative model coefficients at the 10 fb^{-1} EIC when measuring P_{hT} (blue) or q_* (red) compared to the prior (MAPTMD22 fit [45], gray). Despite its superior resolution, q_* enjoys comparable statistical sensitivity to P_{hT} .

Scaled to an integrated EIC luminosity of 10 fb^{-1} , this results in a sample with $N_{\pi^+} = 4.18 \times 10^8$. We first assess the expected detector resolution of q_* compared to P_{hT} . We apply Gaussian smearing to the final-state electron and hadron momenta, assuming a tracking detector that matches the performance given in Ref. [16]: a resolution of $\sigma_p/p = 0.05\% p/\text{GeV} \oplus 0.5\%$ on the momentum $p = |\vec{p}|$ of charged particles in the central barrel region $|\eta| < 1$, $0.05\% p/\text{GeV} \oplus 1\%$ in the inner endcap $1 < |\eta| < 2.5$, and $0.1\% p/\text{GeV} \oplus 2\%$ in the outer endcap $2.5 < |\eta| < 3.5$. A particle is forward (backward) if it has $1 < |\eta| < 3.5$ and $\eta > 0$ ($\eta < 0$). We assume a fixed angular resolution of $\sigma_\theta = \sigma_\phi = 0.001$. We ignore the electromagnetic calorimeter as its e^- energy resolution is expected to be a factor of two worse than the tracker [16]. Our key results for the detector resolution on q_* compared to P_{hT} are shown in Fig. 2 for the case of a backward e^- and a central h , which accounts for the largest share (41%) of the event sample. We see that q_* improves over the resolution of P_{hT}/z by an order of magnitude across the strongly confined TMD region $q_*, P_{hT}/z \lesssim 2 \text{ GeV}$. Similar results are obtained for other detector regions, see Supplement E. It is interesting to compare q_* to a direct measurement of $\sin \phi_h P_{hT}/z$, to which it reduces at leading power. The latter has improved resolution over P_{hT}/z at small values thanks to picking up on the same acoplanarity of the event, which is stable against the electron momentum resolution, but cannot outperform q_* since it is not a pure angular variable.

To verify the statistical sensitivity of q_* to TMD physics we perform a Bayesian reweighting analysis of the unpolarized cross section $d\sigma/(dx dz dQ^2 d\mathcal{O})$ for $\mathcal{O} = P_{hT}/z$ and $|q_*|$. We assume that the \mathcal{O} spectrum is measured in twenty equidistant bins between $0 \leq \mathcal{O} \leq 4 \text{ GeV}$ inside 1000 three-dimensional bins in x, z, Q^2 with equal statistics $N_{\pi^+}/1000$ in each, and for definiteness consider a bin centered on $x = 0.1, z = 0.15, Q = 20 \text{ GeV}$ in the

following. To account for the fact that the factorized dependence on x, z, Q^2 is determined from all bins at equal x, z, Q^2 simultaneously, we multiply the available statistics by another factor 100, arriving at an effective sample size of $N_{\text{eff}} = N_{\pi^+}/10 = 4.18 \times 10^7$. At fixed x, z, Q^2 , a common model for the nonperturbative TMDs is [45]

$$\begin{aligned} \tilde{f}_1^{\text{NP}} &= e^{-\omega_1 b_T^2}, \\ \tilde{D}_1^{\text{NP}} &= \alpha e^{-\omega_2 b_T^2} + (1 - \alpha)(1 - \omega_3 b_T^2) e^{-\omega_3 b_T^2}, \end{aligned} \quad (11)$$

where the ω_i encode the width of the TMDs. We are interested in how much better the three free parameters ω_i can be determined at the EIC using either q_* or P_{hT} . (We hold the parameter α fixed for simplicity.) We assume a Gaussian prior probability density $\pi(\omega_i)$ based on the central values and standard deviations from [45]. We combine Eq. (11) with leading-logarithmic TMD evolution and tree-level matching in SCETlib [46], and insert it into Eqs. (6) and (9) to generate EIC pseudodata d_n for bin n in \mathcal{O} , using the central ω_i . In the same way, we generate theory replicas $t_n(\omega_i)$ distributed according to the prior. By normalizing $\sum d_n = \sum t_n = 1$ to the sum over bins at fixed x and z , collinear PDFs and FFs drop out at this order. (For details on the theory calculation, see Supplement F.) We then sample the posterior parameter probability distribution

$$\pi(\omega_i | d_n) \propto \exp \left[- \sum_n \left(\frac{d_n - t_n(\omega_i)}{\sigma_n} \right)^2 \right] \pi(\omega_i) \quad (12)$$

using a standard χ^2 likelihood function, where $\sigma_n = \sqrt{d_n/N_{\text{eff}}}$ is the Poisson error on pseudodata bin n . Our results for the mean and variance of the posterior distribution are shown in Fig. 3 compared to those of the prior. Comparing P_{hT} and q_* , we find that the superior experimental resolution of q_* only requires giving up a minor amount of statistical sensitivity to the ω_i . In particular, there is more than a factor 10 improvement in uncertainty on the dominant fragmentation parameter ω_3 in either case. The choice of binning at small q_* should be optimized in the future to exploit its excellent resolution, but we stress that we have not done so here.

The same setup can be used to assess the robustness of q_* against systematic uncertainties. We use Pythia [44] to generate biased pseudodata d_n^{bias} subject to either (i) a momentum miscalibration, $p \rightarrow (1 + \delta_p)p$, or (ii) a shape effect from a non-uniform detector response (encoded e.g. in an efficiency) that changes at a slow rate $\Delta\epsilon_X$ as a function of $X = \{p_e, p_h, \eta_e, \eta_h\}$ across the x, z, Q^2 bin at hand. (The absolute value of the efficiency cancels in the normalized d_n^{bias} .) Repeating the reweighting analysis, we evaluate the partial derivatives of the posterior's mean ω_i with respect to the bias parameters, which we dub the “strength” of the bias, as shown in Fig. 4. As anticipated, we find that an analysis using P_{hT} is severely susceptible to the electron momentum calibration δ_{p_e} , while the calibration uncertainty using q_* vanishes exactly due to its

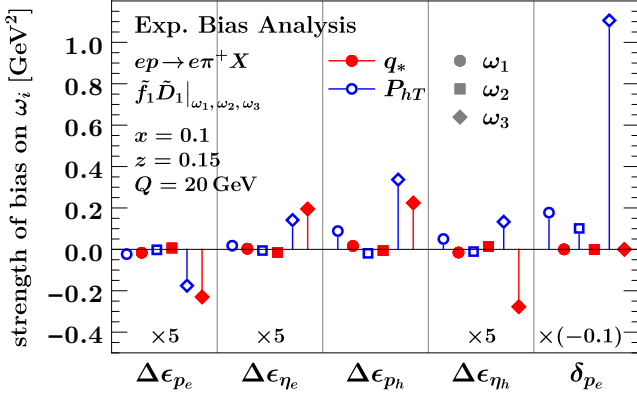


FIG. 4. Strength of bias on TMD nonperturbative model coefficients from potential sources of systematic uncertainty. By construction q_* (red) is robust against the large calibration uncertainty δ_{p_e} that impacts P_{hT} (blue). Both q_* and P_{hT} exhibit similar susceptibility to non-uniform detector response, modeled by $\Delta\epsilon_X$.

purely angular nature. (Both P_{hT}/z and q_* are independent of δ_{p_h} at observable level for $M_h \ll Q$.) Figure 4 also shows that P_{hT} and q_* have comparable susceptibility to non-uniform detector response, despite the exponential factors of $\eta_{e,h}$ appearing in q_* , demonstrating the robustness of q_* against these sources of bias.

By replacing measurements of $d\sigma/dP_{hT}d\phi_h$ by $d\sigma/dq_*$ with angular reconstruction of Q, x, y , the prospects for precisely mapping the 3D structure of hadronization and confinement with TMDs are bright. We anticipate a follow-up campaign to aid this endeavor by discovering other useful angular observables that resolve the remaining TMD PDFs and by studying theoretical ingredients, like the convergence of the known higher-order QCD corrections for these cross sections.

Acknowledgments This work was supported by the U.S. Department of Energy, Office of Science, Office of Nuclear Physics, from DE-SC0011090. I.S. was also supported in part by the Simons Foundation through the Investigator grant 327942.

* anjiegao@mit.edu

† jklmich@mit.edu

‡ iaains@mit.edu

§ zqsun@mit.edu

- [1] J. Collins, *Foundations of perturbative QCD*, Cambridge monographs on particle physics, nuclear physics, and cosmology (Cambridge Univ. Press, New York, NY, 2011).
- [2] A. Airapetian *et al.* (HERMES), Phys. Rev. **D87**, 074029 (2013), arXiv:1212.5407 [hep-ex].
- [3] A. Airapetian *et al.* (HERMES), Phys. Lett. B **797**, 134886 (2019), arXiv:1903.08544 [hep-ex].
- [4] A. Airapetian *et al.* (HERMES), JHEP **12**, 010 (2020), arXiv:2007.07755 [hep-ex].
- [5] M. Alekseev *et al.* (COMPASS), Phys. Lett. **B673**, 127

- (2009), arXiv:0802.2160 [hep-ex].
- [6] M. Aghasyan *et al.* (COMPASS), Phys. Rev. **D97**, 032006 (2018), arXiv:1709.07374 [hep-ex].
- [7] B. Parsamyan, PoS **DIS2017**, 259 (2018), arXiv:1801.01488 [hep-ex].
- [8] E.-C. Aschenauer, A. Bazilevsky, M. Diehl, J. Drachenberg, K. O. Eyser, *et al.*, (2015), arXiv:1501.01220 [nucl-ex].
- [9] L. Adamczyk *et al.* (STAR), Phys. Rev. Lett. **116**, 132301 (2016), arXiv:1511.06003 [nucl-ex].
- [10] H. Avakian *et al.* (CLAS), Phys. Rev. D **69**, 112004 (2004), arXiv:hep-ex/0301005.
- [11] S. Jawalkar *et al.* (CLAS), Phys. Lett. B **782**, 662 (2018), arXiv:1709.10054 [nucl-ex].
- [12] S. Moran *et al.* (CLAS), Phys. Rev. C **105**, 015201 (2022), arXiv:2109.09951 [nucl-ex].
- [13] I. Scimemi and A. Vladimirov, JHEP **06**, 137 (2020), arXiv:1912.06532 [hep-ph].
- [14] A. Bacchetta, V. Bertone, C. Bissolotti, G. Bozzi, F. Delcarro, F. Piacenza, and M. Radici, JHEP **07**, 117 (2020), arXiv:1912.07550 [hep-ph].
- [15] M. Bury, A. Prokudin, and A. Vladimirov, JHEP **05**, 151 (2021), arXiv:2103.03270 [hep-ph].
- [16] R. Abdul Khalek *et al.*, Nucl. Phys. A **1026**, 122447 (2022), arXiv:2103.05419 [physics.ins-det].
- [17] M. A. Ebert, I. W. Stewart, and Y. Zhao, Phys. Rev. **D99**, 034505 (2019), arXiv:1811.00026 [hep-ph].
- [18] P. Shanahan, M. Wagman, and Y. Zhao, Phys. Rev. D **102**, 014511 (2020), arXiv:2003.06063 [hep-lat].
- [19] P. Shanahan, M. Wagman, and Y. Zhao, Phys. Rev. D **104**, 114502 (2021), arXiv:2107.11930 [hep-lat].
- [20] M. Schlemmer, A. Vladimirov, C. Zimmermann, M. Engelhardt, and A. Schäfer, JHEP **08**, 004 (2021), arXiv:2103.16991 [hep-lat].
- [21] Y. Li *et al.*, Phys. Rev. Lett. **128**, 062002 (2022), arXiv:2106.13027 [hep-lat].
- [22] M.-H. Chu *et al.* (LPC), (2022), arXiv:2204.00200 [hep-lat].
- [23] A. Banfi, S. Redford, M. Vesterinen, P. Waller, and T. R. Wyatt, Eur. Phys. J. C **71**, 1600 (2011), arXiv:1009.1580 [hep-ex].
- [24] V. M. Abazov *et al.* (D0), Phys. Rev. Lett. **106**, 122001 (2011), arXiv:1010.0262 [hep-ex].
- [25] R. Aaij *et al.* (LHCb), JHEP **02**, 106 (2013), arXiv:1212.4620 [hep-ex].
- [26] G. Aad *et al.* (ATLAS), Eur. Phys. J. C **76**, 291 (2016), arXiv:1512.02192 [hep-ex].
- [27] R. Aaij *et al.* (LHCb), JHEP **08**, 039 (2015), arXiv:1505.07024 [hep-ex].
- [28] G. Aad *et al.* (ATLAS), Eur. Phys. J. C **80**, 616 (2020), arXiv:1912.02844 [hep-ex].
- [29] CMS Collaboration, (2022), arXiv:2205.04897 [hep-ex].
- [30] A. Bacchetta, U. D'Alesio, M. Diehl, and C. A. Miller, Phys. Rev. D **70**, 117504 (2004), arXiv:hep-ph/0410050.
- [31] X. Liu, F. Ringer, W. Vogelsang, and F. Yuan, Phys. Rev. Lett. **122**, 192003 (2019), arXiv:1812.08077 [hep-ph].
- [32] X. Liu, F. Ringer, W. Vogelsang, and F. Yuan, Phys. Rev. D **102**, 094022 (2020), arXiv:2007.12866 [hep-ph].
- [33] S. Bentvelsen, J. Engelen, and P. Kooijman, in *Workshop on Physics at HERA* (1992).
- [34] X.-d. Ji, J.-p. Ma, and F. Yuan, Phys. Rev. D **71**, 034005 (2005), arXiv:hep-ph/0404183.
- [35] X.-d. Ji, J.-P. Ma, and F. Yuan, Phys. Lett. B **597**, 299

- (2004), arXiv:hep-ph/0405085.
- [36] A. Bacchetta, M. Diehl, K. Goeke, A. Metz, P. J. Mulders, and M. Schlegel, JHEP **02**, 093 (2007), arXiv:hep-ph/0611265.
 - [37] D. Boer, L. Gamberg, B. Musch, and A. Prokudin, JHEP **10**, 021 (2011), arXiv:1107.5294 [hep-ph].
 - [38] D. Boer and P. J. Mulders, Phys. Rev. D **57**, 5780 (1998), arXiv:hep-ph/9711485.
 - [39] J. C. Collins, Nucl. Phys. B **396**, 161 (1993), arXiv:hep-ph/9208213.
 - [40] M. A. Ebert, A. Gao, and I. W. Stewart, JHEP **06**, 007 (2022), arXiv:2112.07680 [hep-ph].
 - [41] A. Banfi, M. Dasgupta, and R. M. Duran Delgado, JHEP **12**, 022 (2009), arXiv:0909.5327 [hep-ph].
 - [42] A. Banfi, M. Dasgupta, and S. Marzani, Phys. Lett. **B701**, 75 (2011), arXiv:1102.3594 [hep-ph].
 - [43] M. A. Ebert, J. K. L. Michel, I. W. Stewart, and F. J. Tackmann, JHEP **04**, 102 (2021), arXiv:2006.11382 [hep-ph].
 - [44] C. Bierlich *et al.*, (2022), arXiv:2203.11601 [hep-ph].
 - [45] A. Bacchetta, V. Bertone, C. Bissolotti, G. Bozzi, M. Cerutti, F. Piacenza, M. Radici, and A. Signori, (2022), arXiv:2206.07598 [hep-ph].
 - [46] M. A. Ebert, J. K. L. Michel, F. J. Tackmann, *et al.*, DESY-17-099 (2018), webpage: <http://scetlib.desy.de>.

SUPPLEMENTAL MATERIAL

A. Constructing q_* with finite target mass

In the main text, we present our results in the light target mass limit $M \ll Q$. Here, we give the corresponding results when fully retaining the target mass M , which can be important when Q is not sufficiently large or when M is large (such as for a nucleus). This amounts to including in our construction the dependence on

$$\gamma = \frac{2xM}{Q}. \quad (\text{S1})$$

We also have the following variable generalizations:

$$\epsilon = \frac{1 - y - \frac{1}{4}y^2\gamma^2}{1 - y + \frac{1}{4}y^2\gamma^2 + \frac{1}{2}y^2}, \quad \kappa_\gamma = \left[1 - \left(\frac{m_{hT}\gamma}{zQ}\right)^2\right]^{-1/2}, \quad m_{hT}^2 = M_h^2 + P_{hT}^2. \quad (\text{S2})$$

Note that we still take $P_{hT}, M_h \ll Q$ (appropriate for example when N is a proton or ion and h is a pion), and hence can still take $\kappa_\gamma = 1$. Only ϵ receives mass corrections through γ . We will show that the above corrections do not change any of the conclusions regarding the utility of q_* .

We continue to work with the leading power (LP) kinematics $\lambda \sim P_{hT}/(zQ) \ll 1$. For the relationship between the acoplanarity angle $\phi_{\text{acop}}^{\text{rest}}$ and the hadron transverse momentum P_{hT} , we now have

$$\begin{aligned} \tan \phi_{\text{acop}}^{\text{rest}} &= \frac{\sin \phi_h P_{hT}}{zQ} \sqrt{\frac{1 + 4M^2x^2/Q^2}{1 - M^2x^2y^2/Q^2 - y}} + \mathcal{O}(\lambda^2) \\ &= \frac{\sin \phi_h P_{hT}}{zQ} \sqrt{\frac{1 + \gamma^2}{1 - \gamma^2y^2/4 - y}} + \mathcal{O}(\lambda^2). \end{aligned} \quad (\text{S3})$$

We now wish to construct an optimized observable q_*^M for a massive target with $M \sim Q$, such that $q_*^M \stackrel{M \ll Q}{=} q_*$ while retaining the desired leading power relation $q_*^M \stackrel{\text{LP}}{=} -\sin \phi_h \frac{P_{hT}}{z}$.

First of all, we emphasize that the following relations presented in the main text are independent of M :

$$y = 1 - \frac{\sin \theta_h}{\cos \alpha}, \quad Q^2 = (\ell_{\text{rest}}^0)^2 \left[\frac{\sin^2 \theta_e}{\cos^2 \alpha} - \left(1 - \frac{\sin \theta_h}{\cos \alpha}\right)^2 \right]. \quad (\text{S4})$$

Furthermore, we notice that γ^2 can also be written in terms of angles in a manner that is independent of M :

$$\gamma^2 = \frac{4M^2x^2}{Q^2} = \frac{M^2Q^2}{(P \cdot q)^2} = \left(\frac{\sin \theta_e}{\cos \alpha - \sin \theta_h} \right)^2 - 1. \quad (\text{S5})$$

This allows us to define q_*^M in terms of *target rest frame* quantities completely free of M dependence:

$$q_*^M \equiv -\ell_{\text{rest}}^0 \frac{[\cos(\theta_e + \theta_h) + \cos \theta_h] \tan(\frac{\theta_e}{2}) \sin \theta_h}{\sin(\theta_e + \theta_h)} \tan \phi_{\text{acop}}^{\text{rest}} \stackrel{\text{LP}}{=} -\sin \phi_h \frac{P_{hT}}{z}. \quad (\text{S6})$$

This relation is especially useful for fixed target experiments, where all the quantities can be readily measured. For collider experiments like the EIC, the above equation may be expressed in terms of lab frame quantities simply by substituting $\tan \frac{\theta_i}{2} = \exp[\cosh^{-1}(P_{\text{EIC}}^0/M) + \eta_i]$ for $i = e, h$, where η_i are the lab frame pseudorapidities, $\ell_{\text{rest}}^0 = \exp[\cosh^{-1}(P_{\text{EIC}}^0/M)] \ell_{\text{EIC}}^0$, and $\phi_{\text{acop}}^{\text{rest}} = -\phi_{\text{acop}}^{\text{EIC}}$. We remind the reader that the last relation is due to the different convention for the orientation of the z axis at the EIC, see Fig. 1.

We emphasize that since q_*^M has the desired LP limit $q_*^M \stackrel{\text{LP}}{=} -\sin \phi_h \frac{P_{hT}}{z}$, the factorization formula for $d\sigma/(dx dy dz dq_*^M)$ is the same as written in Eq. (6), does not receive mass corrections, and is valid for both fixed-target and collider experiments.

B. Power corrections to double angle formulas for Q^2 , y , and x

In the main text, we give the expression of Q^2 and y in Eq. (2) in terms of lab frame angles to leading order in $\lambda \sim P_{hT}/(zQ)$. Here, we derive the leading power correction to these kinematic relations. These results can be used to get an idea of the size of power corrections to an analysis, including both i) the size of corrections to the double angle construction for x , y , and Q^2 , and ii) power corrections to the factorization formula for $d\sigma/(dx dy dz dq_*)$. Note that in this section we still work in the massless target limit $M \ll Q$.

We have the following relations:

$$s = (P + \ell)^2 = 2P \cdot \ell = \frac{Q^2}{xy}, \quad (\text{S7a})$$

$$\frac{(2P_{\text{EIC}}^0)^2}{s} \exp(-2\eta_e) = \frac{P \cdot \ell'}{\ell \cdot \ell'} = \frac{P \cdot q - P \cdot \ell}{\ell \cdot q} = \frac{1}{x} \frac{1-y}{y}, \quad (\text{S7b})$$

$$\begin{aligned} \frac{(2P_{\text{EIC}}^0)^2}{s} \exp(-2\eta_h) &= \frac{P \cdot P_h}{\ell \cdot P_h} = \frac{P \cdot q}{x(\ell \cdot P) + \ell \cdot q + \frac{1}{z} \ell \cdot P_{hT}} \\ &= \frac{y}{x(1-y)} \left(1 + \frac{2 \cos \phi_h}{\sqrt{1-y}} \frac{P_{hT}}{zQ} \right) + \mathcal{O}(\lambda^2), \end{aligned} \quad (\text{S7c})$$

where η_e and η_h are lab frame pseudorapidities. Note that we have indicated that Eq. (S7c) is the only equation here that receives corrections in $\lambda \sim P_{hT}/(zQ)$ when expanding in this ratio. Solving the above relations for x , y , and Q^2 , we get

$$x = \frac{(2P_{\text{EIC}}^0)^2}{s} e^{\eta_e + \eta_h} \left(1 + \cos \phi_h \sqrt{1 + e^{-\Delta\eta}} \frac{P_{hT}}{zQ} \right) + \mathcal{O}(\lambda^2), \quad (\text{S8a})$$

$$y = \frac{1}{1 + e^{\Delta\eta}} + \mathcal{O}(\lambda^2), \quad (\text{S8b})$$

$$Q^2 = (2P_{\text{EIC}}^0)^2 \frac{e^{\eta_e + \eta_h}}{1 + e^{\Delta\eta}} \left(1 + \cos \phi_h \sqrt{1 + e^{-\Delta\eta}} \frac{P_{hT}}{zQ} \right) + \mathcal{O}(\lambda^2), \quad (\text{S8c})$$

where $\Delta\eta = \eta_h - \eta_e$ is boost invariant along the z -direction. Notice that in Eq. (S8b), y does not receive linear corrections in λ . An application of Eq. (S8) is to test the size of the power corrections in the expressions for x and Q^2 in a given data set, and thus apply cuts to restrict the data to TMD regions where the leading term is dominant.

We can also invert the formulae in Eq. (S8) to define a set of variables x_* , y_* and Q_* that use lab frame measurements. The variables x_* , y_* and Q_* agree with the kinematic invariants x , y and Q up to the determined $\mathcal{O}(\lambda)$ power corrections:

$$x_* \equiv \frac{(2P_{\text{EIC}}^0)^2}{s} e^{\eta_e + \eta_h} = x \left(1 - \cos \phi_h \sqrt{\frac{1}{1-y}} \frac{P_{hT}}{zQ} \right) + \mathcal{O}(\lambda^2), \quad (\text{S9a})$$

$$y_* \equiv \frac{1}{1 + e^{\Delta\eta}} = y + \mathcal{O}(\lambda^2), \quad (\text{S9b})$$

$$Q_*^2 \equiv (2P_{\text{EIC}}^0)^2 \frac{e^{\eta_e + \eta_h}}{1 + e^{\Delta\eta}} = Q^2 \left(1 - \cos \phi_h \sqrt{\frac{1}{1-y}} \frac{P_{hT}}{zQ} \right) + \mathcal{O}(\lambda^2). \quad (\text{S9c})$$

The all-order definition of q_* in the main text, Eq. (3), can be written as $q_* \equiv Q_* \sqrt{1 - y_*} \tan \phi_{\text{acop}}^{\text{EIC}}$. This allows us to easily determine the leading power correction to the formula for q_* obtained by expanding in $P_{hT} \ll zQ$:

$$q_* = -\sin \phi_h \frac{P_{hT}}{z} \left(1 - \frac{\cos \phi_h}{2} \sqrt{\frac{1}{1-y}} \frac{P_{hT}}{zQ} \right) + \mathcal{O}(\lambda^3). \quad (\text{S10})$$

This kinematic correction to the relationship between variables is the only power correction that would give non-trivial dependence on y and $\cos \phi_h$ to the factorization formula in Eq. (9). Hence it can be unambiguously included in the factorization analysis by using this more complicated relationship in the $\delta(q_* + \dots)$ when switching variables and integrating over P_{hT} and ϕ_h (cf. the example given in Eq. (8) without these corrections). However, this still does not capture the dynamic hadronic power corrections, which arise from using the $P_{hT} \ll zQ$ expansion when deriving the original factorization theorem for $d\sigma/(dx dy dz d^2\vec{P}_{hT})$.

C. Leading-power formulas for target spin vector from angular measurements

As mentioned in the main text, the S_L , S_T and ϕ_S that appear in the factorization formula are defined in the Trento frame by writing the nucleon spin vector as $S^\mu = (0, S_T \cos \phi_S, S_T \sin \phi_S, -S_L)_{\text{Trento}}$. Here we give leading-power expressions for these variables in terms of the target rest frame components of $S^\mu = (0, S_x, S_y, S_z)_{\text{rest}}$, and the EIC lab frame hadron pseudorapidity η_h . Note that we do not assume that the nucleon is in a pure spin state.

We start with expressing S_L , S_T and ϕ_S using the polar angle θ_q of \vec{q} ,

$$S_L = -S_z \cos \theta_q + S_x \sin \theta_q, \quad S_T = \sqrt{(S_x \cos \theta_q + S_z \sin \theta_q)^2 + S_y^2}. \quad (\text{S11})$$

ϕ_S is given by

$$\sin \phi_S = \frac{S_y}{S_T}, \quad \cos \phi_S = \frac{S_x \cos \theta_q + S_z \sin \theta_q}{S_T}. \quad (\text{S12})$$

At leading power in $\lambda \sim P_{hT}/(zQ) \ll 1$, we may replace θ_q by θ_h , which can be written in terms of η_h . We have

$$S_L = -S_z \frac{1 - A^2 e^{2\eta_h}}{1 + A^2 e^{2\eta_h}} + S_x \frac{2A e^{\eta_h}}{1 + A^2 e^{2\eta_h}} + \mathcal{O}(\lambda), \quad (\text{S13})$$

$$S_T = \sqrt{\left[\frac{(1 - A^2 e^{2\eta_h})S_x + 2A e^{\eta_h} S_z}{1 + A^2 e^{2\eta_h}} \right]^2 + S_y^2} + \mathcal{O}(\lambda),$$

$$\sin \phi_S = \frac{S_y}{S_T}, \quad \cos \phi_S = \frac{(1 - A^2 e^{2\eta_h})S_x + 2A e^{\eta_h} S_z}{(1 + A^2 e^{2\eta_h})S_T} + \mathcal{O}(\lambda). \quad (\text{S14})$$

Here we define A to be

$$A = \exp[\cosh^{-1}(P_{\text{EIC}}^0/M)] \stackrel{M \ll P_{\text{EIC}}^0}{\approx} \frac{2P_{\text{EIC}}^0}{M}. \quad (\text{S15})$$

D. Momentum space factorization formula for the q_* spectrum

In the main, text our factorization theorem for $d\sigma/(dx dy dz dq_*)$ was written in terms of b_T space TMDs. For completeness, here we give the factorization theorem written in terms of momentum space TMDs, which are Fourier conjugate to those in b_T space.

We start with the standard leading power momentum space TMD factorization formulae [36] for the structure functions appearing in Eq. (6):

$$\begin{aligned} W_{UU,T} &= \tilde{\mathcal{F}} \left[\mathcal{H}^{(0)} f_1 D_1 \right], \\ W_{UU}^{\cos 2\phi_h} &= \tilde{\mathcal{F}} \left[\frac{-2(\hat{h} \cdot \vec{k}_T)(\hat{h} \cdot \vec{p}_T) + \vec{k}_T \cdot \vec{p}_T}{MM_h} \mathcal{H}^{(0)} h_1^\perp H_1^\perp \right], \\ W_{UL}^{\sin 2\phi_h} &= \tilde{\mathcal{F}} \left[\frac{-2(\hat{h} \cdot \vec{k}_T)(\hat{h} \cdot \vec{p}_T) + \vec{k}_T \cdot \vec{p}_T}{MM_h} \mathcal{H}^{(0)} h_{1L}^\perp H_1^\perp \right], \\ W_{LL} &= \tilde{\mathcal{F}} \left[\mathcal{H}^{(0)} g_{1L} D_1 \right], \\ W_{UT,T}^{\sin(\phi_h - \phi_S)} &= \tilde{\mathcal{F}} \left[-\frac{\hat{h} \cdot \vec{k}_T}{M} \mathcal{H}^{(0)} f_{1T}^\perp D_1 \right], \\ W_{UT}^{\sin(\phi_h + \phi_S)} &= \tilde{\mathcal{F}} \left[-\frac{\hat{h} \cdot \vec{p}_T}{M_h} \mathcal{H}^{(0)} h_1 H_1^\perp \right], \\ W_{UT}^{\sin(3\phi_h - \phi_S)} &= \tilde{\mathcal{F}} \left[\frac{2(\hat{h} \cdot \vec{k}_T)(\vec{k}_T \cdot \vec{p}_T) + k_T^2(\hat{h} \cdot \vec{p}_T) - 4(\hat{h} \cdot \vec{k}_T)^2(\hat{h} \cdot \vec{p}_T)}{2M^2 M_h} \mathcal{H}^{(0)} h_{1T}^\perp H_1^\perp \right], \end{aligned}$$

$$W_{LT}^{\cos(\phi_h - \phi_S)} = \tilde{\mathcal{F}} \left[\frac{\hat{h} \cdot \vec{k}_T}{M} \mathcal{H}^{(0)} g_{1T} D_1 \right], \quad (\text{S16})$$

where $\tilde{\mathcal{F}}$ is defined as

$$\tilde{\mathcal{F}}[\omega \mathcal{H} g D] \equiv 2z \sum_f \mathcal{H}_f(Q^2) \int d^2 \vec{k}_T d^2 \vec{p}_T \delta^{(2)}(\vec{q}_T + \vec{k}_T - \vec{p}_T) \times \omega(\vec{k}_T, \vec{p}_T) g_f(x, k_T) D_f(z, p_T). \quad (\text{S17})$$

Here $\vec{q}_T = -\vec{P}_{hT}/z$, $\hat{h} = \vec{P}_{hT}/P_{hT}$, and $\omega(\vec{k}_T, \vec{p}_T)$ denotes the weight prefactors in Eq. (S16) that depend on \vec{k}_T and \vec{p}_T .

The leading-power SIDIS cross section differential in q_* is

$$\frac{d\sigma}{dx dy dz dq_*} = \int_0^\infty dP_{hT} P_{hT} \int_0^{2\pi} d\phi_h \delta(q_* + \sin \phi_h P_{hT}/z) \frac{d\sigma}{dx dy dz d^2 \vec{P}_{hT}}. \quad (\text{S18})$$

Plugging Eq. (6) into Eq. (S18), since the structure functions themselves have no dependence on ϕ_h , terms which have angular prefactors that are odd under $\phi_h \rightarrow \pi - \phi_h$ vanish under the integral of $d\phi_h$. Thus we are left with

$$\begin{aligned} \frac{d\sigma}{dx dy dz dq_*} = \sigma_0 \int_0^\infty dP_{hT} P_{hT} \int_0^{2\pi} d\phi_h \delta(q_* + \sin \phi_h P_{hT}/z) \Big\{ & W_{UU,T} + \lambda_e S_L \sqrt{1 - \epsilon^2} W_{LL} \\ & + \epsilon \cos(2\phi_h) W_{UU}^{\cos(2\phi_h)} + S_T \sin \phi_h \cos \phi_S \left(W_{UT,T}^{\sin(\phi_h - \phi_S)} + \epsilon W_{UT}^{\sin(\phi_h + \phi_S)} \right) \\ & + S_T \cos \phi_S \sin(3\phi_h) W_{UT}^{\sin(3\phi_h - \phi_S)} + \lambda_e S_T \sqrt{1 - \epsilon^2} \sin \phi_h \sin \phi_S W_{LT}^{\cos(\phi_h - \phi_S)} \Big\}. \end{aligned} \quad (\text{S19})$$

Especially notice that $W_{UL}^{\sin 2\phi_h} \sim h_{1L}^\perp H_1^\perp$ does not appear in Eq. (S19) since its prefactor $\sin(2\phi_h)$ is odd under $\phi_h \rightarrow \pi - \phi_h$.

For each term in Eq. (S18), writing the ϕ_h dependent coefficient as $\kappa(\phi_h)$, we have

$$\begin{aligned} \frac{d\sigma}{dx dy dz dq_*} [\kappa(\phi_h) W(\omega \mathcal{H} g D)] &= 2z \sum_f \mathcal{H}_f(Q^2) \int d^2 \vec{P}_{hT} d^2 \vec{k}_T d^2 \vec{p}_T \delta^{(2)}(\vec{q}_T + \vec{k}_T - \vec{p}_T) \delta(q_* + \sin \phi_h P_{hT}/z) \\ &\quad \times \kappa(\phi_h) \omega(\vec{k}_T, \vec{p}_T) g_f(x, k_T) D_f(z, p_T) \\ &= 2z^3 \sum_f \mathcal{H}_f(Q^2) \int d^2 \vec{k}_T d^2 \vec{p}_T \delta(q_* + \hat{y} \cdot (\vec{k}_T - \vec{p}_T)) \\ &\quad \times \kappa(\vec{k}_T, \vec{p}_T) \omega(\vec{k}_T, \vec{p}_T) g_f(x, k_T) D_f(z, p_T), \end{aligned} \quad (\text{S20})$$

where \hat{y} is the unit vector in the Trento frame. In the second line, all appearances of \hat{h} in $\omega(\vec{k}_T, \vec{p}_T)$ are replaced by

$$\hat{h} = \frac{\vec{k}_T - \vec{p}_T}{|\vec{k}_T - \vec{p}_T|}, \quad (\text{S21})$$

and $\kappa(\phi_h)$ is replaced by a function of \vec{k}_T and \vec{p}_T according to the rule

$$\cos \phi_h \rightarrow \hat{h} \cdot \hat{x}', \quad \sin \phi_h \rightarrow \hat{h} \cdot \hat{y}, \quad (\text{S22})$$

where \hat{x}' and \hat{y} are again Trento frame unit vectors.

Then we can write Eq. (S19) as

$$\begin{aligned}
\frac{1}{\sigma_0} \frac{d\sigma}{dx dy dz dq_*} &= \tilde{\mathcal{F}}_*[f_1 D_1] + \lambda_e S_L \sqrt{1 - \epsilon^2} \tilde{\mathcal{F}}_*[g_{1L} D_1] \\
&+ \epsilon \tilde{\mathcal{F}}_* \left[\left[(\hat{h} \cdot \hat{x}')^2 - (\hat{h} \cdot \hat{y})^2 \right] \frac{-2(\hat{h} \cdot \vec{k}_T)(\hat{h} \cdot \vec{p}_T) + \vec{k}_T \cdot \vec{p}_T}{MM_h} h_1^\perp H_1^\perp \right] \\
&+ S_T \cos \phi_S \left(\tilde{\mathcal{F}}_* \left[(\hat{h} \cdot \hat{y}) \frac{-\hat{h} \cdot \vec{k}_T}{M} f_{1T}^\perp D_1 \right] + \epsilon \tilde{\mathcal{F}}_* \left[(\hat{h} \cdot \hat{y}) \frac{-\hat{h} \cdot \vec{p}_T}{M_h} h_1 H_1^\perp \right] \right) \\
&+ S_T \cos \phi_S \tilde{\mathcal{F}}_* \left[\left[3(\hat{h} \cdot \hat{y}) - 4(\hat{h} \cdot \hat{y})^3 \right] \frac{2(\hat{h} \cdot \vec{k}_T)(\vec{k}_T \cdot \vec{p}_T) + k_T^2 (\hat{h} \cdot \vec{p}_T) - 4(\hat{h} \cdot \vec{k}_T)^2 (\hat{h} \cdot \vec{p}_T)}{2M^2 M_h} h_{1T}^\perp H_1^\perp \right] \\
&+ \lambda_e S_T \sqrt{1 - \epsilon^2} \sin \phi_S \tilde{\mathcal{F}}_* \left[(\hat{h} \cdot \hat{y}) \frac{\hat{h} \cdot \vec{k}_T}{M} g_{1T} D_1 \right]. \tag{S23}
\end{aligned}$$

Note that we have used $\sin(3\phi_h) = 3\sin\phi_h - 4\sin^3\phi_h$. Here we define $\tilde{\mathcal{F}}_*$ as

$$\tilde{\mathcal{F}}_*[\omega_* \mathcal{H} g D] \equiv 2z^3 \sum_f \mathcal{H}_f(Q^2) \int d^2 \vec{k}_T d^2 \vec{p}_T \delta(q_* + \hat{y} \cdot \vec{k}_T - \hat{y} \cdot \vec{p}_T) \omega_*(\vec{k}_T, \vec{p}_T) g_f(x, k_T) D_f(z, p_T), \tag{S24}$$

where the weight function $\omega_*(\vec{k}_T, \vec{p}_T)$ includes the full prefactor structures, and can be understood as product of $\kappa(\vec{k}_T, \vec{p}_T)$ and $\omega(\vec{k}_T, \vec{p}_T)$ in Eq. (S20).

E. Resolution curves for all detector regions

Fig. 2 in the main manuscript was restricted to the case of a backward electron and central pion, which features the largest share of the total pion sample for our selection cuts. In Fig. S1, we provide additional results for the expected detector resolution of different SIDIS TMD observables in all other relevant detector regions. Note the change in vertical scale compared to Fig. 2. We find that a clear improvement in resolution from using q_* persists across all detector regions. The case of electrons in the forward detector region (i.e., from backscattered electrons at very large $Q^2 \rightarrow s$) has a negligible contribution to the total rate. We note that the improvement of q_* in resolution compared to P_{hT} deteriorates slightly in the cases where the hadron is backward for $P_{hT} < 5$ GeV, and actually features worse resolution for $P_{hT} > 5$ GeV. This is expected as the fixed angular resolution $\sigma_{\theta_h^{\text{EIC}}} = 0.001$ translates to a wider range in pseudorapidity as $\theta_h^{\text{EIC}} \rightarrow \pi$.

F. Details on Bayesian reweighting

1. Theory templates

In this section we describe in detail how the pseudodata d_i and theory replicas $t_i(\omega_i)$ in the main text are constructed. They are defined as the normalized bin-integrated spectrum for the observable $\mathcal{O} = P_{hT}/z$ or $\mathcal{O} = q_*$ being tested,

$$\{d_n, t_n(\omega_i)\} = \frac{1}{d\sigma/(dx dz dQ^2)} \int_{\mathcal{O}_{a,n}}^{\mathcal{O}_{b,n}} d\mathcal{O} \frac{d\sigma}{dx dz dQ^2 d\mathcal{O}}, \tag{S25}$$

where the right-hand side is evaluated with the appropriate values of ω_i (either central or chosen according to the Monte-Carlo replica) inserted into Eq. (11). Restricting Eqs. (6) and (9) to the unpolarized contribution from $W_{UU,T}$, the differential leading-power spectrum explicitly reads

$$\frac{d\sigma}{dx dz dQ^2 d\mathcal{O}} = \frac{2yz^3}{Q^2} \sigma_0 \int_0^\infty db_T K_{\mathcal{O}}(\mathcal{O} b_T) \sum_f \mathcal{H}_f(Q^2, \mu) \tilde{f}_{1f}(x, b_T, \mu, \zeta) \tilde{D}_{1f}(z, b_T, \mu, \zeta), \tag{S26}$$

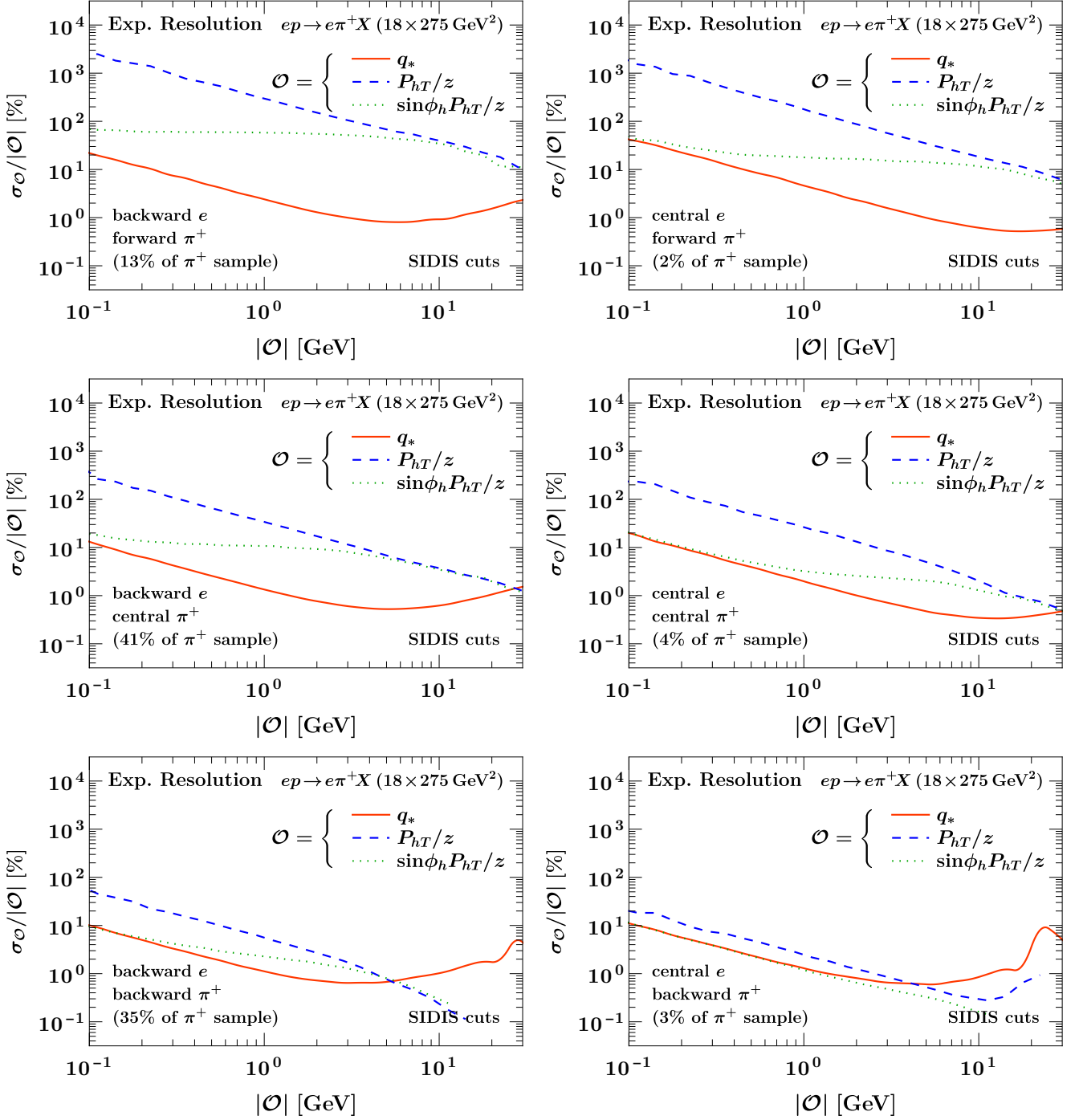


FIG. S1. Expected event-level detector resolution $\sigma_{\mathcal{O}}$ for different SIDIS TMD observables \mathcal{O} . We show relative resolutions as a function of the magnitude of $\mathcal{O} = q_*$ (solid red), P_{hT}/z (dashed blue), and $P_{hT}/z \sin \phi$ (dotted green), for backward electrons (left column) and central electrons (right column) as well as forward pions in the top row, central pions in the center row, and backward pions in the bottom row. The center left panel corresponds to Fig. 2 in the main manuscript.

where μ is the $\overline{\text{MS}}$ scale that the TMD PDF and FF are being evolved to, $\zeta = Q^2$ is the Collins-Soper scale, and

$$K_{P_{hT}/z}(x) = xJ_0(x), \quad K_{q_*} = \frac{2\cos(x)}{\pi}, \quad (\text{S27})$$

is the integral kernel that depends on the respective observable. At tree-level, the hard function simply reduces to the electric charge, $\mathcal{H}_f = e_f^2$. Using tree-level matching onto collinear PDFs and FFs, the evolved TMDs are given by

$$\begin{aligned}\tilde{f}_{1f}(x, b_T, \mu, \zeta) &= f_{1f}(x, \mu) U(b_T, \mu_0, \zeta_0, \mu, \zeta) \tilde{f}_1^{\text{NP}}(x, b_T), \\ \tilde{D}_{1f}(z, b_T, \mu, \zeta) &= D_{1f}(z, \mu) U(b_T, \mu_0, \zeta_0, \mu, \zeta) \tilde{D}_1^{\text{NP}}(z, b_T),\end{aligned}\quad (\text{S28})$$

where \tilde{f}_1^{NP} and \tilde{D}_1^{NP} are the nonperturbative model function of interest and satisfy $\tilde{f}_1^{\text{NP}}(x, b_T), \tilde{D}_1^{\text{NP}}(z, b_T) = 1 + \mathcal{O}(\Lambda_{\text{QCD}}^2 b_T^2)$. Here we have used that at our leading-logarithmic working order, we are free to evaluate the collinear PDF $f_{1f}(x, \mu)$ and collinear FF $D_{1f}(z, \mu)$ at the high scale $\mu \sim Q$. The evolution factor U accounts for the virtuality and Collins-Soper evolution of the TMD PDF and at leading-logarithmic order is given by

$$U(b_T, \mu_0, \zeta_0, \mu, \zeta) = \exp\left[-\int_{\mu_0}^{\mu} \frac{d\mu'}{\mu'} \frac{\alpha_s(\mu')}{2\pi} \Gamma_0^q \ln \frac{\sqrt{\zeta}}{\mu'}\right] \exp\left[\frac{1}{2} \tilde{\gamma}_{\zeta}^{\text{NP}}(b_T) \ln \frac{\zeta}{\zeta_0}\right], \quad (\text{S29})$$

where $\Gamma_0^q = 4C_F$ is the one-loop quark cusp anomalous dimension and $\tilde{\gamma}_{\zeta}^{\text{NP}}(b_T) = \mathcal{O}(\Lambda_{\text{QCD}}^2 b_T^2)$ is the nonperturbative contribution to the Collins-Soper kernel. The initial scales μ_0 and ζ_0 define the boundary condition at which the nonperturbative TMDs are defined. We use the prescription [14, 45]

$$\mu_0(b_T) = \frac{b_0}{b_{\text{max}}} \left(\frac{1 - e^{-b_T^4/b_{\text{max}}^4}}{1 - e^{-b_T^4/b_{\text{min}}^4}} \right)^{-1/4}, \quad b_0 = 2e^{\gamma_E} \approx 1.123, \quad b_{\text{max}} = b_0 \text{ GeV}^{-1}, \quad b_{\text{min}} = \frac{b_0}{\mu}, \quad \zeta_0 = 1 \text{ GeV}^2. \quad (\text{S30})$$

This ensures that the coupling $\alpha_s(\mu')$ under the integral in Eq. (S29) remains perturbative due to $\mu' \geq b_0/b_{\text{max}} = 1 \text{ GeV}$. In addition, $\mu_0(b_T \rightarrow 0) \rightarrow b_0/b_{\text{min}} = \mu$ together with $\tilde{\gamma}_{\zeta}^{\text{NP}} \rightarrow 0$ ensures that $U \rightarrow 1$ for $b_T \rightarrow 0$. We use N³LL α_s evolution with $n_f = 5$ active flavors and evolve to $\mu = \sqrt{\zeta} = Q$ throughout our predictions.

Several further simplifications apply to Eq. (S25). We may analytically perform the bin integral over $\mathcal{O}_a \leq \mathcal{O} \leq \mathcal{O}_b$,

$$\tilde{K}_{\mathcal{O}}(\mathcal{O}_b b_T) - \tilde{K}_{\mathcal{O}}(\mathcal{O}_a b_T) \equiv b_T \int_{\mathcal{O}_a}^{\mathcal{O}_b} d\mathcal{O} K_{\mathcal{O}}(\mathcal{O} b_T), \quad \tilde{K}_{P_{hT}/z}(x) = x J_1(x), \quad \tilde{K}_{q_*}(x) = \frac{2 \sin(x)}{\pi}. \quad (\text{S31})$$

An important limit is the total integral over \mathcal{O} , which involves the integral kernel

$$\lim_{b \rightarrow \infty} \frac{1}{b_T} \tilde{K}_{P_{hT}/z}(\mathcal{O}_b b_T) = \lim_{b \rightarrow \infty} \frac{1}{b_T} \tilde{K}_{q_*}(\mathcal{O}_b b_T) = \delta(b_T). \quad (\text{S32})$$

This allows us to analytically evaluate the total cross section that appears in the denominator in Eq. (S25),

$$\frac{d\sigma}{dz dQ^2} = \frac{2yz^3}{Q^2} \sigma_0 \sum_f e_f^2 f_{1f}(x, \mu) D_{1f}(z, \mu), \quad (\text{S33})$$

which recovers the tree-level SIDIS total cross section. Taking the ratio in Eq. (S25), many factors drop out, including in particular the sum over collinear PDFs and FFs, leaving behind only the flavor-independent model functions and TMD evolution,

$$\{d_n, t_n(\omega_i)\} = \int_0^\infty \frac{db_T}{b_T} \left[\tilde{K}_{\mathcal{O}}(b_T \mathcal{O}_{b,n}) - \tilde{K}_{\mathcal{O}}(b_T \mathcal{O}_{a,n}) \right] \left[U(b_T, \mu_0, \zeta_0, \mu, \zeta) \right]^2 \tilde{f}_1^{\text{NP}}(x, b_T) \tilde{D}_1^{\text{NP}}(z, b_T), \quad (\text{S34})$$

for $\mathcal{O} = P_{hT}/z$ and $\mathcal{O} = q_*$. It is easy to see from Eq. (S34) and Eq. (S32) that the pseudodata and theory templates indeed satisfy $\sum_n d_n = \sum_n t_n(\omega_i) = 1$, where we note that we include an overflow bin $\mathcal{O} \geq 4 \text{ GeV}$ in all sums over n , including in particular the likelihood function used in the main text.

The simple form of the normalized P_{hT}/z and q_* spectrum in Eq. (S34) in terms of the underlying nonperturbative TMD distributions ensures that our conclusions about the TMD sensitivity are fully general, even though we consider fixed x and z . This is because x and z only enter through $\tilde{f}_1^{\text{NP}}(x, b_T)$ and $\tilde{D}_1^{\text{NP}}(z, b_T)$, which for fixed x and z map onto specific values of $\omega_{\{1,2,3\}}$ and α in Eq. (11) as discussed below, and hence only affect the initial values of our study. We stress again that the analytic relation we exploited between the cross sections in TMD and collinear factorization is due to our leading-logarithmic working order and the specific perturbative scheme choices we made, but the simplifications above are fully justified for an exploratory study like this one. In particular, Eq. (S34) still retains all the key characteristic features of a realistic TMD study such as the correct amount of Sudakov suppression at long distances.

X	p_e/GeV	η_e	p_h/GeV	η_h
$\langle X \rangle$	19.86	-0.472	4.23	0.892
ΔX	0.32	0.011	2.18	0.275

TABLE S1. Mean and variance of kinematic distributions in $X = \{p_e, p_h, \eta_e, \eta_h\}$ for a bin with $0.085 \leq x \leq 0.115, 0.13 \leq z \leq 0.17, 400 \text{ GeV}^2 \leq Q^2 \leq 401 \text{ GeV}^2$ as relevant for the biased event weights in Eq. (S39).

2. Nonperturbative model parameters and Bayesian priors

We work with the nonperturbative model used in the MAPTMD22 global fit of TMD PDFs and FFs from Drell-Yan and SIDIS data [45]. The model for the CS kernel reads

$$\tilde{\gamma}_\zeta^{\text{NP}}(b_T) = g_K(b_T^2) = -g_2^2 \frac{b_T^2}{2} \quad (\text{S35})$$

Since our reweighting study is performed at fixed Q , we do not expect to be sensitive to CS evolution between different values of Q and hold the parameter $g_2 = (0.248 \pm 0.008) \text{ GeV}$ fixed at its central value. (A full four-dimensional measurement differential in x, z, Q , and q_* would of course exhibit the usual sensitivity to the CS kernel.)

For fixed x and z , the nonperturbative models of [45] for the TMD PDF and FF relate to Eq. (11) as

$$\omega_1 = \frac{g_1(x)}{4}, \quad \omega_2 = \frac{g_3(z)}{4z^2}, \quad \omega_3 = \frac{g_{3B}(z)}{4z^2}, \quad \alpha = \frac{g_3(z)}{g_3(z) + \lambda_F g_{3B}^2(z)/z^2}, \quad (\text{S36})$$

where $g_{\{1,3,3B\}}$ are functions of x and z defined in terms of the underlying model parameters in [45]. In the comparison, we have used that the fit result of [45] down to $x \geq 0.1$ is compatible with a single Gaussian for the TMD PDF to a good approximation, and have set $\lambda = \lambda_2 = 0$. For $x = 0.1$ and $z = 0.15$ as considered in the main text, the first three parameters evaluate to

$$\omega_1 = (0.0791 \pm 0.0063) \text{ GeV}^2, \quad \omega_2 = (0.0167 \pm 0.0059) \text{ GeV}^2, \quad \omega_3 = (0.8153 \pm 0.0637) \text{ GeV}^2, \quad (\text{S37})$$

In our reweighting study, we take the variance of the Gaussian prior probability distributions for $\{\omega_1, \omega_2, \omega_3\}$ to be numerically equal to the 1σ confidence intervals above. (We ignore nondiagonal entries in the covariance matrix of [45], which were found to be small there.) We hold $\alpha = 0.079 \pm 0.029$ fixed at its central value for simplicity. We note that we have also performed the reweighting study using a simplified version of the nonperturbative model used in [13], which features an approximately exponential term at large distances, and have arrived at similar conclusions.

3. Parametrizing systematic bias

Here we describe how the bias strengths shown in Fig. 4 in the main text are evaluated. To model the effect of a momentum miscalibration δ_p , we use the `Pythia` sample of pions described in the main text, restrict to a bin $0.085 \leq x \leq 0.115, 0.13 \leq z \leq 0.17, 400 \text{ GeV}^2 \leq Q^2 \leq 401 \text{ GeV}^2$ centered on our choices for x, z, Q^2 in the main text, and evaluate the $\mathcal{O} = P_{hT}/z$ or $\mathcal{O} = q_*$ spectrum after replacing

$$p_e \rightarrow (1 + \delta_{p_e}) p_e \quad (\text{S38})$$

in the event record. Note that we only use the biased event record to calculate \mathcal{O} , but continue to cut on the true values of x, z, Q^2 since we expect the impact of δ_{p_e} on the reference Born kinematics to be subleading compared to the direct effect on the reconstructed \mathcal{O} . Similarly, to model the effect of a (generic) non-uniform detector response that changes as a function of $X = \{p_e, p_h, \eta_e, \eta_h\}$, we apply an additional weight $\epsilon(X)$ to each event calculated as

$$\epsilon(X) = 1 + \Delta\epsilon_X \frac{X - \langle X \rangle}{\Delta X}, \quad \Delta X = \sqrt{\langle X^2 \rangle - \langle X \rangle^2}, \quad (\text{S39})$$

where the $\langle \dots \rangle$ refers to an average over all events in the current x, z, Q^2 bin. Normalizing the effect of $\Delta\epsilon_X$ to the variance of the distribution ensures that the impacts of $\Delta\epsilon_X$ for different X are comparable even when individual X

have more or less narrow underlying distributions or different mass dimension. The explicit values of $\langle X \rangle$, ΔX for the bin we consider are collected in Table S1 for reference.

To obtain the final biased theory templates, we take one of the bias parameters $B = \{\Delta\epsilon_{p_e}, \Delta\epsilon_{\eta_e}, \Delta\epsilon_{p_h}, \Delta\epsilon_{\eta_h}, \delta_{p_e}\}$ to be nonzero at a time and evaluate the biased normalized pseudodata as

$$d_n^{\text{bias}} = d_n \frac{h_n^{\text{bias}}}{h_n} \left(\sum_m d_m \frac{h_m^{\text{bias}}}{h_m} \right)^{-1}, \quad (\text{S40})$$

where h_n (h_n^{bias}) is the **Pythia** result for the normalized \mathcal{O} spectrum in the same bins with vanishing (nonzero) bias. We then insert the biased pseudodata from Eq. (S40) into the reweighting analysis, using unbiased theory templates, and evaluate the biased mean values ω_i^{bias} of the nonperturbative physics parameters of interest. Repeating this for several values of the bias parameters, we can evaluate the required partial derivatives (“bias strengths”) $\partial\omega_i^{\text{bias}}/\partial B$ with respect to each of the bias parameters B by finite differences, leading to the results in Fig. 4.