

CryptoSolve: Towards a Tool for the Symbolic Analysis of Cryptographic Algorithms

Dalton Chichester

University of Mary Washington, Fredericksburg, VA, USA
dchiches@mail.umw.edu

Wei Du

University at Albany–SUNY, Albany, NY, USA^[0000–0002–9149–6229]
wdu2@albany.edu

Raymond Kauffman

University of Mary Washington, Fredericksburg, VA, USA
rkauffma@mail.umw.edu

Hai Lin

Clarkson University, Potsdam, NY, USA^[0000–0001–8658–9634]
hlin@clarkson.edu

Christopher Lynch

Clarkson University, Potsdam, NY, USA^[0000–0003–1141–0665]
clynch@clarkson.edu

Andrew M. Marshall

University of Mary Washington, Fredericksburg, VA, USA^[0000–0002–0522–8384]
amarsha2@umw.edu

Catherine A. Meadows

Naval Research Laboratory, Washington, DC, USA
catherine.meadows@nrl.navy.mil

Paliath Narendran

University at Albany–SUNY, Albany, NY, USA^[0000–0003–4521–5892]
pnarendran@albany.edu

Veena Ravishankar

University of Mary Washington, Fredericksburg, VA, USA^[0000–0003–3498–4039]
vravisha@umw.edu

Luis Rovira

University of Mary Washington, Fredericksburg, VA, USA
lrovira@umw.edu

Brandon Rozek

Rensselaer Polytechnic Institute, Troy NY, USA^[0000–0002–4537–559X]
rozekb@rpi.edu

Recently, interest has been emerging in the application of symbolic techniques to the specification and analysis of cryptosystems. These techniques, when accompanied by suitable proofs of soundness/completeness, can be used both to identify insecure cryptosystems and prove sound ones secure. But although a number of such symbolic algorithms have been developed and implemented, they remain scattered throughout the literature. In this paper, we present a tool, CryptoSolve, which provides a common basis for specification and implementation of these algorithms, CryptoSolve includes libraries that provide the term algebras used to express symbolic cryptographic systems, as well as implementations of useful algorithms, such as unification and variant generation. In its current initial iteration, it features several algorithms for the generation and analysis of cryptographic modes of operation, which allow one to use block ciphers to encrypt messages more than one block long. The goal of our work is to continue expanding the tool in order to consider additional cryptosystems and security questions, as well as extend the symbolic libraries to increase their applicability.

1 Introduction

Although security properties of cryptographic algorithms are generally proved using a computational model in which probabilities of events are explicitly quantified, there are often advantages to using a more easily automated abstract symbolic model. This is particularly the case when one is looking for cryptosystems that obey some non-cryptographic constraints, e.g. parallelizability, or even non-technical constraints, such as absence of intellectual property restrictions. One can use automated both methods to generate a large number of candidate cryptosystems, and to verify the security in the symbolic model. If the symbolic model is computationally sound (that is if the symbolic analogue of a particular security property holds) it is possible to use this technique to identify secure cryptosystems. Even the symbolic model is not computationally sound, but is computationally complete, it is possible to use the technique to weed out insecure constructions. A growing body of work, e.g. [3, 5, 7, 14]], shows how this can be applied to the construction of new cryptosystems. Symbolic methods can also be useful by themselves, even without automatic generation. For example, in [21] Venema and Alpár use symbolic methods to find security flaws in recently proposed attribute-based encryption schemes, in [8] Hollenberg, Rosulek, and Roy and in [16] Meadows respectively find different symbolic criteria guaranteeing the security of blockcipher cryptographic modes of operation under different usage assumptions, and in [15] McQuoid, Swope, and Rosulek develop a polynomial-time algorithm for checking security properties of a class of hash functions.

However, the symbolic problems we encounter often come with constraints tied to the properties of the cryptosystem, such as, requiring that any substitutions be constructible from terms and function symbols available to an adversary, or that the adversary may not be able to perform certain operations, such encryption with a key that is not available to it. Hence specialized algorithms or tools may be necessary.

In this paper we present an overview of an initial version of such a tool, CryptoSolve,¹ that has been designed to generate and analyze specifications of cryptosystems. This in turn allows for the automatic generation and symbolic analysis of certain cryptographic algorithms. The goal of this new tool is broad, to develop not only a usable analysis tool for an extensive family of cryptographic algorithms but to also develop the underlying libraries which could be used in analysis of additional algorithms, properties, and within other symbolic analysis tools.

Our initial version of CryptoSolve provides algorithms for reasoning about the security and functionality of a class of cryptosystems known as *cryptographic modes of operation*. These modes use fixed

¹The current version of the tool can be found here: <https://symcollab.github.io/CryptoSolve/>.

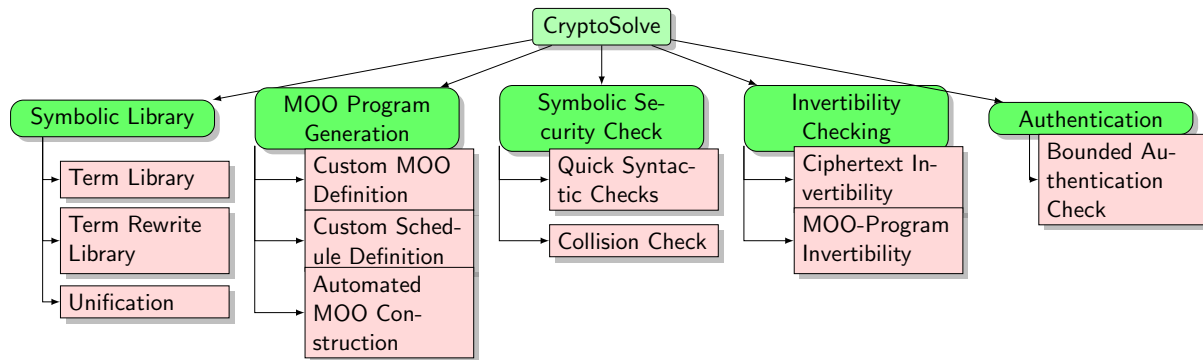


Figure 1: Tool modules and dependencies

length block ciphers to encrypt messages more than one block long. The key property of a mode is to protect the secrecy of the encrypted data, but it may also be used to provide integrity and authentication. In addition, the mode must be invertible by anyone who possesses the decryption key. CryptoSolve supports both the automated and manual generation of modes. It also features algorithms for checking secrecy (in the sense of indistinguishability of ciphertext from random), authenticity, and invertibility.

In the sections that follow we explain each of the above properties and detail how the tool works for every case. The algorithms implemented in CryptoSolve are supported by a set of base libraries for critical symbolic capabilities such as term representation, term rewriting, unification, and more. Currently the modules available in the tool and a simplified representation of their relation to each other is described in Figure 1.

Outline In the remainder of the paper we cover the current state and capabilities of the tool without focusing on the theory behind it, which can be found in [10–12, 16]. Where necessary, we provide a brief theoretical background and indicate aspects on which the tool is based. The rest of the paper is organized as follows. We provide a discussion of related work in Section 2. A brief review of necessary background material is covered in Section 3. An overview of the security modules, their use, capabilities, and pointers to the theory behind these methods are given in sections 4 and 5. The invertibility checking module is covered in Section 6, the bounded authentication checking module is covered in Section 7. We provide preliminary experimental results in Section 8. Finally, the conclusions and future work are discussed in Section 9.

2 Related Work

Publicly available tools for the generation and testing of security property of cryptographic algorithms (e.g. [3,5,7,14]) are the most closely related work to ours. Perhaps the first of these is the work by Barthe et al. [3]. This paper describes a tool, ZooCrypt, designed for the analysis of chosen plaintext and chosen ciphertext security public-key encryption schemes built from trapdoor permutations and hash functions. A ZooCrypt analysis of a cryptosystem consists of two stages. In the first stage a symbolic analysis tool is used to search for attacks on the cryptosystem. If none are found, the analysis enters the second stage, in which an automated theorem prover is used to search for a security proof in the computational model.

Later work looked at applying symbolic techniques and incorporates computational soundness results to prove computational security. For example, Malozemoff et al. [14] provide a symbolic algorithm whose successful termination implies adaptive chosen plaintext security of cryptographic modes of operation using the message-wise schedule. These results are extended by Hoang et al. in [7] to symbolic techniques for proving adaptive chosen ciphertext security of modes. Both papers also include software that implements symbolic algorithms for generating cryptosystems and proving their security. Other work by Carmer et al. [5] gives a symbolic algorithm for deciding security of garbled circuit schemes, and includes a tool, Linisynth, that generates such schemes and verifies their security using the algorithm.

All these tools have one thing in common: they only implement the algorithms described in the paper they accompany, and thus are intended mainly as proofs of concept, not as general tools for the generation and analysis of algorithms. The goal of CryptoSolve, however, is to serve as a tool for designing and experimenting with multiple types of cryptosystems, security properties, and algorithms. Thus, for example, it includes libraries for techniques that may prove useful in application to more than one cryptosystem, such as unification, variant generation, and the automatic generation of recursive functions. It is also extensible, allowing more libraries and algorithms to be added as necessary, and it includes an optional graphical user interface to make interactions with it easier. Currently, it can be applied to three different properties (static equivalence to random, invertibility, and authenticity, using five different algorithms) of cryptographic modes of operation.

There is also a large amount of related research in formulating and proving indistinguishability properties for the symbolic analysis of cryptographic protocols. These properties are analogous to the computational indistinguishability properties used in cryptography. The main differences are that symbolic indistinguishability does not always imply computational security (see, for example Unruh [20]), and 2) the symbolic algorithms are optimized for protocols, not crypto-algorithms, so applying them directly is not always advisable. Even so, the approaches used in symbolic protocol analysis can be helpful. For example an undecidability result in Lin et al. [12] is based on an undecidability result for cryptographic protocols analysis due to Küsters and Truderung [9]. To facilitate this interaction between symbolic protocol analysis and symbolic cryptography, we use a formal model and specification language, due to Baudet et al. [4], that is based on the the concept of *frames* used by the applied pi calculus [1], one of the most popular formal languages used by tools for the formal analysis of cryptographic protocols.

3 Preliminaries

We first need to briefly review some background material both on MOOs and symbolic security, and also on the underlying term rewriting theory used in the tool. We begin with with term rewriting and related concepts. Please note, additional background material on equational theories, rewriting, and unification can be found here [2].

3.1 Terms, Substitutions, and Equational Theories

Given a first-order signature Σ , a countable set N of variables bound by the symbol ν , and a countable set of variables X (s.t. $X \cap N = \emptyset$), the set of terms constructed from X , N , and Σ , is denoted by $T(\Sigma, N \cup X)$. Note that since N is a set of bound variables we can often treat these as constants in the first-order theory and thus won't apply substitutions to these bound variables. A substitution σ is an endomorphism of $T(\Sigma, N \cup X)$ with only finitely many variables not mapped to themselves, denoted by $\sigma = \{x_1 \mapsto t_1, \dots, x_m \mapsto t_m\}$. Application of a substitution σ to a term t is written $t\sigma$.

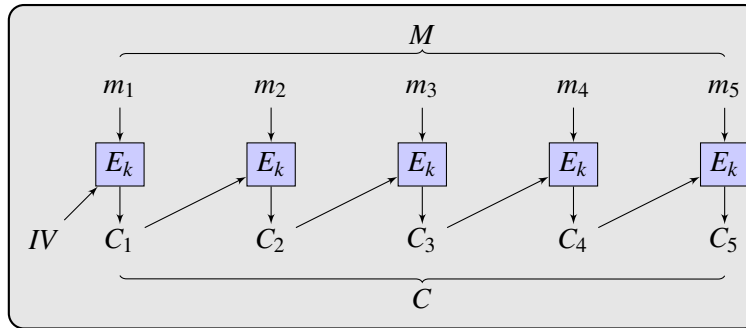


Figure 2: An example block cipher to be modeled by a symbolic history

Given a set E of Σ -axioms (i.e., pairs of Σ -terms, denoted by $l = r$), the *equational theory* $=_E$ is the congruence closure of E under the law of substitutivity. Since $\Sigma \cap N = \emptyset$, the Σ -equalities in E do not contain any bound variables in N . An E -unification problem with bound variables in N is a set of $\Sigma \cup N$ -equations $P = \{s_1 =? t_1, \dots, s_m =? t_m\}$. A solution to P , called an E -unifier, is a substitution σ such that $s_i \sigma =_E t_i \sigma$ for all $1 \leq i \leq m$.

The primary equational theory implemented in the tool is the theory of xor, denoted as E_{xor} . This theory can be represented as a combination of a rewrite system, R_{\oplus} , and an associative and commutative (AC) equational theory, E_{\oplus} . $E_{xor} = R_{\oplus} \cup E_{\oplus}$: $R_{\oplus} = \{x \oplus x \rightarrow 0, x \oplus 0 \rightarrow x\}$, $E_{\oplus} = AC(\oplus)$, over the signature $\Sigma_{\oplus} = \{\oplus/2, f/1, 0/0\}$. We will often denote this as the MOO_{\oplus} algebra and modes of operations defined in this algebra as $MOOs_{\oplus}$.

3.2 Modes of Operation and Symbolic Security

Before detailing the features of the tool we need to consider a few critical background notions such as Modes of Operation, Symbolic Security, and Authenticity. We do that in this section.

3.2.1 Modes and Their Security

A cryptographic mode of operation can be described at a high level as follows. The plaintext message M is first broken into fixed sized blocks. Each block m_i is processed using the block encryption function E_k along with some additional operations to produce a ciphertext block C_i . Typically, the previous ciphertext is used in the computation of the current block, and an initialization vector IV is used to add randomness to the first block. The final ciphertext is the sequence of ciphertexts thus produced. Figure 2 illustrates this process for Cipher Block Chaining (CBC) mode.

In order to model these modes so that they can be checked via symbolic methods, we use *symbolic histories* (defined in [16]). These describe interactions between the adversary and the oracle, in which the adversary sends blocks of plaintext to be encrypted, and the oracle sends back blocks of ciphertext according to some fixed *schedule* defined by the mode. E.g., in a block-wise schedule a ciphertext block is sent immediately after it is generated by the mode. In a message-wise schedule, the ciphertext blocks are not sent until after the entire message is encrypted.

The symbolic definition of security we use is based on the computational security property IND\$-CPA introduced by Rogaway in [18]. This is defined in terms of a game in which a challenger first chooses one of two oracles with probability 1/2. The first is an encryption oracle that returns ciphertext when given plaintext, and the second is a random bits oracle that returns a string of random bits that

is as long as the ciphertext would have been. The adversary interacts with the oracle by sending it plaintexts and receiving the oracle's response. At any time it can stop the game and guess which oracle it is interacting with. Its *advantage* is defined to be $|\ .5 - p |$, where p is the probability that the adversary guesses correctly. A mode is IND \mathbb{S} -CPA-secure if its advantage is negligible in some security parameter η , where a function g is said to be negligible if for every polynomial q there is an integer η_q such that $g(\eta) < \frac{1}{q(\eta)}$ for all $\eta > \eta_q$. In the case of modes of operation, the security parameter is the maximum of the block size and the key size. The motivation for a definition of this sort is that if the adversary cannot distinguish the output of the cryptosystem from random noise, then it learns nothing about the plaintext. This form of security, in which the security of a cryptosystem is quantified in terms of the adversary's inability to distinguish between the output of an encryption oracle and the output of an oracle that does not use the content of the plaintext in its calculations, is common in cryptography.

We note that if the adversary can create plaintexts that consistently cause a set of ciphertexts to exclusive-or to zero, then it can distinguish between the real and random case with overwhelming probability. If such an equality holds for the case in which the substitution is the identity, we say that the mode is *degenerate*. In all other cases it is necessary but not sufficient that the adversary must be able to consistently cause at least one given pair of f -rooted terms to be equal, known as a *collision*. We describe the symbolic model below, and then describe the unification problem that is associated with it.

3.2.2 The Symbolic Model and Symbolic Security

The blocks sent between the adversary and the oracle are modeled by terms in the MOO_{\oplus} algebra. These MOO_{\oplus} -terms consist of free variables representing plaintext blocks, bound variables representing a bitstring, and terms built up using these variables and the signature $\Sigma = \{\oplus/2, 0/0, f/1\}$, under the Xor equational theory, where f is the encryption function for some fixed key K , i.e., $enc(K, _) = f(_)$. Note that f is not computable by the adversary.

A *symbolic history* of the adversary's interaction with the oracle is modeled by a list of MOO_{\oplus} -terms of the form $[t_1, t_2, \dots, t_n]$. All MOO_{\oplus} -terms are listed in the order that they are sent. For example, the following symbolic history models the Cipher Block Chaining (CBC) mode of operation with three ciphertexts using the block-wise schedule: $vIV[IV, x_1, f(IV \oplus x_1), x_2, f(x_2 \oplus f(IV \oplus x_1))]$. Here IV is a bound variable representing an initialization vector. Each x_i models a plaintext block sent by the adversary and each f -rooted term is a ciphertext returned by the oracle according to the definition of the mode. For example, in *CBC* the i^{th} ciphertext C_i is modeled by $f(C_{i-1} \oplus x_i)$, where x_i is the i^{th} plaintext.

Each symbolic history models the interleaving of one or more *sessions* between the adversary and oracle, where a session is a history that encrypts a single message consisting of a sequence of plaintext blocks. In this case the initial nonces, the *IVs*, will be fresh for each session.

The notions of *computable substitutions* and *symbolic security* are defined by Lin et al. in [12]. Let P be a symbolic history. A substitution σ is *computable* w.r.t. P if σ maps each variable x_i to a term built up using the operators 0 and \oplus only on terms returned by the oracle prior to receiving x_i in P . A mode of operation M is *symbolically secure* if there is no symbolic history P of M such that there is a non-empty set of terms S returned by the encryptor in P where $\bigoplus_{t \in S} t \sigma =_{\oplus} 0$, and σ is computable substitution w.r.t. P . It is shown in [12] that a mode of operation M is symbolically secure if and only if M is *statically equivalent to random*; static equivalence [1] is a symbolic definition of indistinguishability commonly used in symbolic protocol analysis.

We note that if a mode satisfies IND \mathbb{S} -CPA, then it must be symbolically secure, because if the adversary could make a substitution to the plaintext such that it always satisfies the same equation by the ciphertext, then it could easily distinguish the ciphertext from random with overwhelming probability. A




Figure 3: ECB encryption with AES 128 ECB

stronger condition has been shown by Meadows in [16] to imply IND\$-CPA security. It has two parts. The first is non-degeneracy, which requires that symbolic security hold for the trivial case in which the computable substitution σ is the identity. The second is the condition that no two different f -rooted terms have a computable unifier, whether or not it leads to a violation of symbolic security. This does not necessarily mean that symbolically secure modes that fail to satisfy the second condition are not IND\$-CPA secure, simply that more work may be required to prove them so.

3.2.3 Checking Symbolic Security: Examples

Let's consider several examples of symbolic histories and checking for symbolic security. We start with the classic example of an insecure mode: the Electronic Code Book (ECB) mode. In ECB, each block is encrypted separately, so plaintext x_1, \dots, x_n yields ciphertext $f(x_1), \dots, f(x_n)$. Notice that after applying ECB, the image in Figure 3 is still not completely scrambled and some information from the original picture can still be deduced. This is because whenever two plaintext blocks are identical they produce the same ciphertext blocks. Thus, any substitution unifying any two free variables is computable and leads to a violation of symbolic security.

Other MOOs may be symbolically secure or insecure depending on the schedule. For example, consider a symbolic history of CBC with three ciphertext blocks: $P_2 = \nu IV[IV, x_1, f(x_1 \oplus IV), x_2, f(x_2 \oplus f(x_1 \oplus IV))]$. We consider two schedules: the block-wise schedule, where each ciphertext block is returned to the adversary as soon as it can be computed, and the message-wise schedule, where they are returned all together at the end. Note that in the block-wise schedule there is a computable unifier of $f(x_1 \oplus IV)$ and $f(x_2 \oplus f(x_1 \oplus IV))$, namely $\sigma = \{x_1 \mapsto IV, x_2 \mapsto f(0)\}$, but this is not computable in the message-wise schedule, which can be shown to be symbolically secure and IND\$-CPA secure.

Finally, we consider one additional MOO, Output Feedback Mode (OFB). OFB starts with an initialization vector, IV , each consecutive block, C_{i+1} , is computed as $C_{i+1} = T_{i+1} \oplus x_{i+1}$, where x_i is the i^{th} plaintext block, and $T_i = f(T_{i-1})$ (T_0 being IV). For example, the first block would be $C_1 = f(IV) \oplus x_1$, and the second is $C_2 = f(f(IV)) \oplus x_2$. Consider an OFB history with three ciphertext blocks: $P_3 = \nu IV[IV, x_1, f(IV) \oplus x_1, x_2, f(f(IV)) \oplus x_2]$. Note that, in order to unify $f(IV) \oplus x_1$ and $f(f(IV)) \oplus x_2$, the adversary would have to set $\sigma_{x_2} = x_1 \oplus f(IV) \oplus f(f(IV))$, which it cannot do no matter what schedule is used, because it does not learn $f(f(IV))$ until after it has computed x_2 . OFB is also both symbolically secure and IND\$-CPA secure. Notice that when generating the ciphertexts for differing MOOs such as CBC and OFB, the root symbol of the ciphertexts could differ and this will impact the unification algorithm required.

4 MOO Representation

The tool contains a library implementation which allows for the representation and generation of MOO_{\oplus} -Programs. The library currently allows MOO_{\oplus} -Programs that are constructed over the signature $\Sigma = \{\oplus/2, 0/0, f/1\}$ and represented as a simple recursive function. Once a MOO_{\oplus} -Program has been defined, the library can then apply a number of operations on that MOO_{\oplus} -Program, including: generating terms in a run of the MOO_{\oplus} -Program, checking symbolic security of the program, and checking invertibility.

4.1 Standard and Custom MOO_{\oplus} -Programs

Currently there are several well-known cryptosystems implemented to serve as examples for users when they are initially learning the tool. They also provide syntax examples for those wanting to add custom MOOs. For example, the ciphertext chaining cryptosystem is defined below:

Code

```
from symcollab.moe import MOO
@MOO.register('cipher_block_chaining')
def cipher_block_chaining(iteration, nonces, P, C):
    f = Function("f", 1)
    i = iteration - 1
    if i == 0:
        return f(xor(P[0], nonces[0]))
    return f(xor(P[i], C[i-1]))
```

Notice that this provides a relatively simple example of the type of recursive cryptosystems built over an xor-theory that are currently supported. Here the base ciphertext is defined as $f(P_0 \oplus nonces(0))$, where P_0 is the initial plaintext sent by the adversary, and $nonces[0]$ is a bound variable representing the initialization vector. Then the recursive case is $C_i = f(P_i \oplus C_{i-1})$. The underlying libraries have been constructed to allow the encoded version of the system definition to closely match the theoretical one.

Similarly, a user can create their own custom mode of operation by adding the recursive definition to the MOO library.

4.2 User defined schedule

In addition to the block-wise and message-wise schedules (as described in Section 3.2), the user can define their own schedules based on the iteration number. For example, this is a custom schedule that has the oracle only return ciphertexts on even iterations.

Code

```
from symcollab.moe import MOO_Schedule
@MOO_Schedule.register('even')
def even_schedule(iteration: int) -> bool:
    return iteration % 2 == 0
```


| MOOs generated via Automatic Generation | |
|---|---|
| 1 | $C_0 = IV, C_i = f(f(P[i]) \oplus P[i-1])$ |
| 2 | $C_0 = IV, C_i = f(f(P[i])) \oplus P[i-1] \oplus r$ |
| 3 | $C_0 = IV, C_i = f(f(P[i]) \oplus C[i-1]) \oplus C[i-1]$ |
| 4 | $C_0 = IV, C_i = f(f(P[i]) \oplus C[i-1]) \oplus f(f(P[i]) \oplus f(C[i-1]))$ |

Table 1: Examples of MOOs generated by the automatic MOO generator

4.3 Automatically Generated Singly Recursive MOO_{\oplus} -Definitions

A user can ask the library to generate a recursive definition of a modes of operation. Currently there is one method in the tool library to automatically generate MOOs. It works by recursively generating MOOs starting with the base components (IV, variables) and building singly recursive definitions using the xor and f function, and recursive references to prior ciphertexts. The current method has some limitations. For example only one nonce is used, the signature is limited to $\Sigma = \{\oplus/2, 0/0, f/1\}$, only single recursion is used, and the base case is fixed to the initialization vector. Thus, the current method won't generate all possible MOO_{\oplus} s. For example, a MOO that uses two nonces in its recursive definition won't be generated. We plan to expand this functionality in future versions of the tool allowing a user to automatically generate more classes of MOOs. Note, this doesn't limit the possible MOOs that a user can analyze by using the custom module. The user can also filter the recursive definitions by properties such as availability of the initialization vector, if it requires chaining, or if the number of calls to the encryption function f is less than a specified bound. A mode of operation has the chaining property if it incorporates a previous ciphertext into its recursive definition.

After creating the recursive MOO_{\oplus} definition, we can then pass it to the class CustomMOO. By default, this creates a MOO_{\oplus} program with the specified recursive definition and a new nonce for each base case.

4.4 Interactions with MOO_{\oplus} -Programs

Once a mode of operation and schedule have been defined, the tool can do several things with the definition. The first and simplest is to generate the terms corresponding to the symbolic representation of the ciphertexts. The user can also ask for the tool to evaluate the symbolic security of the MOO and/or the invertibility. We consider these options in the following sections. Before we move to security let's consider an example.

Examples The example MOOs in Table 1 showcases ones that were generated by the tool using the automatic generation feature. Note that these are just a few examples. In fact, one could allow the automatic generation to run as long as one wanted.

From these examples, the first two MOOs are not symbolically secure, they can be discovered and discarded by the method covered in the next section. The final MOO is symbolically secure, however it is still useless since it doesn't have the invertibility property! This can also be checked via the method detailed below. The third MOO, passes both the security and invertibility check and could be a candidate MOO for some secure application.

5 Checking Symbolic Security Properties

This part of the tool is based on the work developed in [12, 17]. Those papers define a method for checking symbolic security which in turn can be used to synthesize secure cryptographic modes of operation. See Section 3.2 for more background details. We give an overview of each of the components developed for checking symbolic security beginning with the MOO_{\oplus} -Programs.

5.1 Checking Symbolic Security

The tool can check for symbolic security in several ways. The first, and most exhaustive, is via the local unification approach. In this approach ciphertexts of the MOO_{\oplus} -program under consideration are generated and the appropriate local unification algorithm is used to see if any blocks sum to 0, see [16] for the full details of this approach.

The difficulty with this approach is that it can be time consuming in practice. However, a second approach has been developed in [12]. The approach doesn't require the generation of ciphertexts and works directly with the initial MOO_{\oplus} -program definition. This approach is not complete, but it works for many cases and has the advantage of being much more efficient. Therefore, we have implemented it as a first pass symbolic security check for the tool. If the first pass cannot decide symbolic security, then, the full security check requiring block generation will be used.

Examples Continuing With the MOOs from Table 1, let's consider just the first MOO. We can check for security using the MOO check method:

Code

```
moo_check(moo_name = 'table1.1', schedule_name = 'every',
          unif_algo = p_syntactic, length_bound = 10, knows_iv = True,
          invert_check=True)
```

The tool would return the first collision it finds, which violates the symbolic security property, for this example:

Output

```
Here is the problem:
f(xor(f(x1), IV)) = f(xor(f(x2), x2))
```

6 Invertibility and Recovering the Plaintext

A cryptographic algorithm is *invertible* if given a ciphertext and a decryption key, the original plaintext can be retrieved. This is not a given for any MOO_{\oplus} -program, even a secure one. Therefore, in the automatic generated setting we will need methods for checking if the invertibility property holds for any particular MOO_{\oplus} -program. Currently the tool is able to check invertibility for a large class of recursively defined MOOs. This class includes the well known MOOs, such as CBC, ECB, and CFB. More detailed information on theory and method for checking invertibility has been presented in [12].

The invertibility checker is built into the MOO security check functionality in the tool and can be requested simply by setting the “invert_check” flag (which is the last flag) in the *moo_check* function.

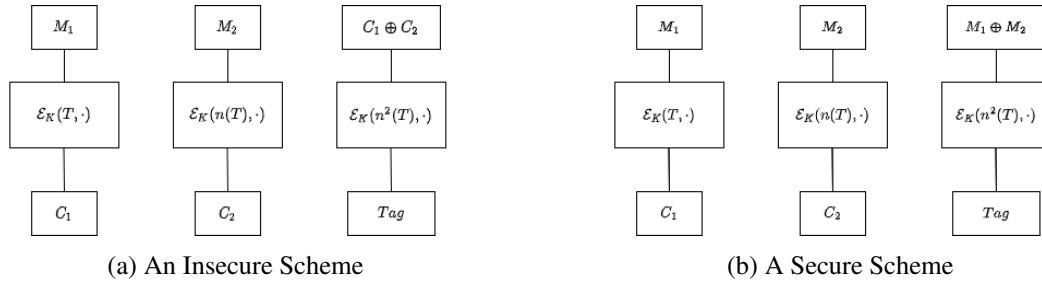


Figure 4: Two Authenticated Encryption Schemes

See Example 1.

Example 1

Code

```
from symcollab.moe.check import moo_check
from symcollab.Unification.p_unif import p_unif
result = moo_check('cipher_block_chaining', "every", p_unif, 2, True, True)
print(result.invert_result) # prints True
```

7 Authentication

An authenticated encryption scheme [6, 19] satisfies the authenticity property if an adversary cannot forge any new valid ciphertext message after observing any number of valid ciphertext messages. In [11], the authors proposed two algorithms for checking authenticity. The first algorithm works for a simplified case, where only messages of fixed length can be handled. The second algorithm works for the general case, where messages of arbitrary length can be handled.

We use M_1, M_2, \dots to denote plaintext blocks, and use C_1, C_2, \dots to denote ciphertext blocks. $\mathcal{E}_K(T, \cdot)$ denotes a tweakable block cipher [13], where K is some key and T is some tweak. The idea is that each key and tweak produce an independent pseudorandom permutation. $\mathcal{D}_K(T, \cdot)$ is the inverse of $\mathcal{E}_K(T, \cdot)$. $n(T)$ produces another tweak, given a tweak T . We use $n^k(T)$ as a shorthand for applying n to T for k times. The idea is that the same key can be used for multiple blocks, as long as the tweaks are different for each different block. In order to achieve authenticity, a tag is attached to each ciphertext message. Each scheme is associated with a *verification condition*, which refers to the ciphertext blocks and the tag. A ciphertext message is *valid*, if the verification condition holds for that ciphertext message.

Figure 4 shows two authenticated encryption schemes, both of which handle messages of two blocks. The verification condition of the scheme in Figure 4a is $\mathcal{E}_K(n^2(T), C_1 \oplus C_2) = \text{Tag}$. The authenticity property is violated. The reason is that if (C_1, C_2, Tag) is a valid ciphertext message, $(C_1 \oplus C_2, 0, \text{Tag})$ is also a valid ciphertext message. The verification condition of the scheme in Figure 4b is $\mathcal{E}_K(n^2(T), \mathcal{D}_K(T, C_1) \oplus \mathcal{D}_K(n(T), C_2)) = \text{Tag}$, the authenticity property is satisfied. The intuition is that the adversary does not know any way of modifying C_1 and C_2 in such a way that $M_1 \oplus M_2$ remains the same.

Here are some other possible verification conditions for authenticated encryption schemes, which handle two message blocks. The first three verification conditions satisfy the authenticity property, and the last two do not.

| Secure MOOs Found via Automatic Generation and Testing | |
|--|---|
| 1 | $C_0 = IV, C_i = f(f(f(P[i-1]) \oplus r) \oplus C[i-1])$ |
| 2 | $C_0 = IV, C_i = f(f(f(P[i]) \oplus C[i-1]) \oplus r)$ |
| 3 | $C_0 = IV, C_i = f(f(P[i]) \oplus C[i-1]) \oplus C[i-1]$ |
| 4 | $C_0 = IV, C_i = f(f(f(P[i]) \oplus r \oplus C[i-1]))$ |
| 5 | $C_0 = IV, C_i = f(f(P[i]) \oplus C[i-1]) \oplus f(C[i-1])$ |

Table 2: Examples of secure MOOs found using the MOO generator

- $\mathcal{E}_K(n^2(T), \mathcal{D}_K(n(T), \mathcal{D}_K(T, C_1) \oplus C_2)) = Tag$
- $\mathcal{E}_K(n^2(T), \mathcal{D}_K(T, \mathcal{D}_K(n(T), C_2) \oplus C_1)) = Tag$
- $\mathcal{E}_K(n^2(T), \mathcal{D}_K(T, C_1) \oplus \mathcal{D}_K(n(T), C_2)) = Tag$
- $\mathcal{E}_K(n^2(T), \mathcal{D}_K(T, C_1)) = Tag$
- $\mathcal{E}_K(n^2(T), \mathcal{D}_K(n(T), C_2)) = Tag$

Given a verification condition of some authenticated encryption scheme, our tool can automatically check if the authenticity property is satisfied.

| Code | Output |
|--|--|
| <pre>from symcollab.Unification.constrained.authenticity import * t = e(n(n(T)), xor(C1, d(n(T), C2))) check_security(t)</pre> | <pre>The authenticity property is satisfied.</pre> |

8 Experiments

A benefit of the tool design is that it is easy to integrate the above described functions into a script which can then be used to run experiments. For example, we have included a script, located in the experiments directory of the tool, that allows the user to run longer experiments and can handle restarts. In this script, we generate new candidate MOOs one at a time and test them for security. The output of `moo_check` is the data structure called `MOOCheckResult`. This has the following fields: `collisions` (set of computable substitutions that cause a collision to occur), `invert_result` (whether or not the MOO is invertible), `iterations_needed` (number of iterations before a collision was found), and whether or not the MOO satisfies symbolic security up to the bound checked.

Initial Experimental Results A sample of some of the secure MOOs found during early experiments are listed in Table 2. All of these MOOs were created automatically by the currently implemented recursive `MOOGenerator`. As a future work, we plan to create additional generators that the user can select and allow for user defined generators.

Experiments can also be done without the `MOOGenerator`, where MOOs are generated via hand or a custom script and then checked for security. This is an attractive option because it allows the user to easily customize the type of MOOs they are considering. Table 3 includes some example secure MOOs that were created by hand and then tested for security using the tool. Note, that although all three MOOs

| Secure MOOs Found via Custom Generation and Testing | |
|---|---|
| 1 | $C_0 = IV, C_i = f(P[i] \oplus f(C[i-1])) \oplus f(C[i-1])$ |
| 2 | $C_0 = IV, C_i = f(P[i] \oplus f(C[i-1]) \oplus f(P[i]))$ |
| 3 | $C_0 = IV, C_i = f(f(P[i]) \oplus C[i-1]) \oplus f(f(P[i]) \oplus f(C[i-1]))$ |

Table 3: Examples of secure MOOs found using a custom generator

are secure only the first MOO can be shown by the tool to be invertible (via the method developed in [12])! Thus, secure but useless MOOs can also be discarded.

Based on the initial experimentation with the tool there are some interesting early questions: Can the set of secure MOOs be closed under some operation such as applying the encryption symbol f on top? Are there cases where we can place a bound on the number of iterations to check security? We're particularly motivated by the second question, due to the complexity of our saturation based decision procedures. For some of the MOOs we tested, it took in the order of days in order for the algorithm to find a collision.

9 Conclusion and Future Work

In this paper we presented a new tool for the symbolic analysis of cryptosystems with the ultimate goal of providing support for multiple types of algorithms and representations. Although at present it only supports modes of operation, the tool provides a widely applicable symbolic foundation based on that of Baudet et al. [4]. Not only can this symbolic foundation represent multiple types of cryptosystems, the symbolic foundation is also amenable to proofs of computational soundness and completeness. The tool also includes libraries that support useful algorithms for checking symbolic security, including unification and variant generation. There are limitations to the currently supported modes of operation. Currently, only modes which can be modeled using the above Xor theory are supported with the needed specialized unification algorithms. For example, modes requiring primitives such as hash functions, successor, or full abelian groups are currently not supported. However, we hope to add, if possible, support for as many of these structures as possible in future versions of the tool.

One avenue of interest to us is to investigate other work on symbolic cryptography to determine whether it can be fit into our framework and its algorithms implemented in our tool. We expect previous work on modes [7, 14] to fit in well, since, although their models are not expressed as symbolic algebras, they are still compatible with the algebra used in CryptoSolve. Other work, such as Linicrypt [5, 15] and Zoocrypt [3] also follow the paradigm of representing cryptographic primitives as function symbols obeying equational theories. In the cases in which soundness and completeness results are provided, we expect them to carry over into the symbolic model. When computational soundness of a symbolic language is not known (e.g. Zoocrypt), it may be possible to ensure it by limiting its expressiveness.

More generally, our tool is intended to be extensible to cryptosystems that may not yet have been studied from the symbolic point of view. Although only a few function symbols have been implemented in CryptoSolve as of now, it is designed to be extensible. The best choice, for this seems to be cryptosystems that can be expressed in terms of combinations of primitives, including randomly chosen bitstrings, each of which has a clearly defined security property. The combinators should be operations that can be characterized in a symbolic way. These include not only finite field and group operations, which are commonly used in cryptography, and can be found in all the work cited in this paper, but concatenation, which is used in [3, 8, 15]. Many cryptosystems are defined using these techniques of building complex

systems from basic components, so we expect the are of application to be wide.

References

- [1] Martín Abadi & Cédric Fournet (2001): *Mobile Values, New Names, and Secure Communication*. In: *Proceedings of the 28th ACM SIGPLAN-SIGACT Symposium on Principles of Programming Languages, POPL'01*, ACM, New York, NY, USA, pp. 104–115. Available at <http://doi.acm.org/10.1145/360204.360213>.
- [2] Franz Baader & Tobias Nipkow (1998): *Term rewriting and all that*. Cambridge University Press, New York, NY, USA. Available at <https://doi.org/10.1017/CB09781139172752>.
- [3] Gilles Barthe, Juan Manuel Crespo, Benjamin Grégoire, César Kunz, Yassine Lakhnech, Benedikt Schmidt & Santiago Zanella Béguelin (2013): *Fully automated analysis of padding-based encryption in the computational model*. In Ahmad-Reza Sadeghi, Virgil D. Gligor & Moti Yung, editors: *2013 ACM SIGSAC Conference on Computer and Communications Security, CCS'13, Berlin, Germany, November 4-8, 2013*, ACM, pp. 1247–1260. Available at <https://doi.org/10.1145/2508859.2516663>.
- [4] Mathieu Baudet, Véronique Cortier & Steve Kremer (2005): *Computationally sound implementations of equational theories against passive adversaries*. In: *Automata, Languages and Programming*, Springer, pp. 652–663. Available at https://doi.org/10.1007/11523468_53.
- [5] Brent Carmer & Mike Rosulek (2016): *Linicrypt: A Model for Practical Cryptography*. In: *Advances in Cryptology - CRYPTO 2016 - 36th Annual International Cryptology Conference, Santa Barbara, CA, USA, August 14-18, 2016, Proceedings, Part III*, pp. 416–445. Available at http://dx.doi.org/10.1007/978-3-662-53015-3_15.
- [6] Virgil D. Gligor & Pompiliu Donescu (2002): *Fast encryption and authentication: XCBC encryption and XECB authentication modes*. In: *Fast Software Encryption (FSE) 2001*, pp. 92–108, doi:10.1007/3-540-45473-X_8.
- [7] Viet Tung Hoang, Jonathan Katz & Alex J. Malozemoff (2015): *Automated Analysis and Synthesis of Authenticated Encryption Schemes*. In: *Proceedings of the 22nd ACM SIGSAC Conference on Computer and Communications Security*, Association for Computing Machinery, New York, NY, USA, pp. 84–95. Available at <https://doi.org/10.1145/2810103.2813636>.
- [8] Tommy Hollenberg, Mike Rosulek & Lawrence Roy (2022): *A Complete Characterization of Security for Linicrypt Block Cipher Modes*. In: *2022 IEEE 35th Computer Security Foundations Symposium (CSF)*, pp. 423–438, doi:10.1109/CSF54842.2022.00028.
- [9] Ralf Küsters & Tomasz Truderung (2007): *On the Automatic Analysis of Recursive Security Protocols with XOR*. In: *STACS 2007, 24th Annual Symposium on Theoretical Aspects of Computer Science, Aachen, Germany, February 22-24, 2007, Proceedings*, pp. 646–657. Available at https://doi.org/10.1007/978-3-540-70918-3_55.
- [10] Hai Lin & Christopher Lynch (2020): *Local XOR Unification: Definitions, Algorithms and Application to Cryptography*. *IACR Cryptol. ePrint Arch.* 2020, p. 929. Available at <https://eprint.iacr.org/2020/929>.
- [11] Hai Lin & Christopher Lynch (2021): *Formal Analysis of Symbolic Authenticity*. In Boris Konev & Giles Reger, editors: *Frontiers of Combining Systems - 13th International Symposium, FroCoS 2021, Birmingham, UK, September 8-10, 2021, Proceedings, Lecture Notes in Computer Science 12941*, Springer, pp. 271–286. Available at https://doi.org/10.1007/978-3-030-86205-3_15.
- [12] Hai Lin, Christopher Lynch, Andrew M. Marshall, Catherine A. Meadows, Paliath Narendran, Veena Ravishankar & Brandon Rozek (2021): *Algorithmic Problems in the Symbolic Approach to the Verification of Automatically Synthesized Cryptosystems*. In Boris Konev & Giles Reger, editors: *Frontiers*

- of Combining Systems - 13th International Symposium, FroCoS 2021, Birmingham, UK, September 8-10, 2021, Proceedings, Lecture Notes in Computer Science 12941, Springer, pp. 253–270. Available at https://doi.org/10.1007/978-3-030-86205-3_14.
- [13] Moses Liskov, Ronald L. Rivest & David Wagner (2002): *Tweakable block ciphers*. In: *Advances in Cryptology-Crypto 2002*, pp. 31–46, doi:10.1007/3-540-45708-9_3.
- [14] Alex J. Malozemoff, Jonathan Katz & Matthew D. Green (2014): *Automated Analysis and Synthesis of Block-Cipher Modes of Operation*. In: *IEEE 27th Computer Security Foundations Symposium, CSF 2014, Vienna, Austria, 19-22 July, 2014*, IEEE Computer Society, pp. 140–152. Available at <https://doi.org/10.1109/CSF.2014.18>.
- [15] Ian McQuoid, Trevor Swope & Mike Rosulek (2019): *Characterizing Collision and Second-Preimage Resistance in Lincrypt*. In Dennis Hofheinz & Alon Rosen, editors: *Theory of Cryptography - 17th International Conference, TCC 2019, Nuremberg, Germany, December 1-5, 2019, Proceedings, Part I, Lecture Notes in Computer Science 11891*, Springer, pp. 451–470. Available at https://doi.org/10.1007/978-3-030-36030-6_18.
- [16] Catherine Meadows (2021): *Moving the Bar on Computationally Sound Exclusive-Or*. In Elisa Bertino, Haya Shulman & Michael Waidner, editors: *Computer Security – ESORICS 2021*, Springer International Publishing, Cham, pp. 275–295. Available at https://doi.org/10.1007/978-3-030-88428-4_14.
- [17] Catherine A. Meadows (2020): *Symbolic and Computational Reasoning About Cryptographic Modes of Operation*. *IACR Cryptol. ePrint Arch.* 2020, p. 794. Available at <https://eprint.iacr.org/2020/794>.
- [18] Phillip Rogaway (2004): *Nonce-Based Symmetric Encryption*. In: *Fast Software Encryption, 11th International Workshop, FSE 2004, Delhi, India, February 5-7, 2004, Revised Papers*, pp. 348–359. Available at https://doi.org/10.1007/978-3-540-25937-4_22.
- [19] Phillip Rogaway, Mihir Bellare, John Black & Ted Krovetz (2001): *OCB: A block-cipher mode of operation for efficient authenticated encryption*. In: *8th ACM Conference on Computer and Communications Security (CCS)*, pp. 196–205, doi:10.1145/937527.937529.
- [20] Dominique Unruh (2010): *The impossibility of computationally sound XOR*. *IACR Cryptology ePrint Archive* 2010, p. 389. Available at <http://eprint.iacr.org/2010/389>.
- [21] Marloes Venema & Greg Alpar (2021): *A Bunch of Broken Schemes: A Simple yet Powerful Linear Approach to Analyzing Security of Attribute-Based Encryption*. In Kenneth G. Paterson, editor: *Topics in Cryptology - CT-RSA 2021 - Cryptographers' Track at the RSA Conference 2021, Virtual Event, May 17-20, 2021, Proceedings, Lecture Notes in Computer Science 12704*, Springer, pp. 100–125. Available at https://doi.org/10.1007/978-3-030-75539-3_5.