

# Artificial Intelligence for In Silico Clinical Trials: A Review

Zifeng Wang<sup>a,1</sup>, Chufan Gao<sup>a,1</sup>, Lucas M. Glass<sup>c</sup> and Jimeng Sun<sup>a,b,\*\*</sup>

<sup>a</sup>Department of Computer Science, University of Illinois Urbana-Champaign

<sup>b</sup>Carle Illinois College of Medicine, University of Illinois Urbana-Champaign

<sup>c</sup>Analytics Center of Excellence, IQVIA

## ARTICLE INFO

### Keywords:

Clinical trial  
In-silico trial  
Artificial intelligence  
Machine learning

## ABSTRACT

A clinical trial is an essential step in drug development, which is often costly and time-consuming. In silico trials are clinical trials conducted digitally through simulation and modeling as an alternative to traditional clinical trials. AI-enabled in silico trials can increase the case group size by creating virtual cohorts as controls. In addition, it also enables automation and optimization of trial design and predicts the trial success rate. This article systematically reviews papers under three main topics: clinical simulation, individualized predictive modeling, and computer-aided trial design. We focus on how machine learning (ML) may be applied in these applications. In particular, we present the machine learning problem formulation and available data sources for each task. We end with discussing the challenges and opportunities of AI for in silico trials in real-world applications.

## 1. Introduction

A clinical trial is a prospective study aiming to compare the effects and value of new interventions in human subjects. The median cost of a clinical trial was US\$3.4 million for a phase I trial, \$8.6 million for a phase II trial, and \$21.4 million for a phase III trial [1]. The high cost comes from different activities such as protocol design, site identification, participant recruitment, treatment, and follow-up tracking. It is of broad interest to reduce the time and cost of drug development and minimize the risks of adverse side effects.


In silico trials, also known as virtual trials, are clinical trials conducted digitally, in contrast to in vivo trials conducted in living organisms such as the human body. One of the capabilities of in silico trials is to develop individualized virtual cohorts for testing the safety and efficacy of new treatments through computer simulation, and modeling [2]. In silico trials may also assist the design of clinical trials, thus facilitating more efficient trial execution. While other industries, such as manufacturing industries, have long used computer simulations to accelerate research and development for cars and buildings, the pharmaceutical industry has only recently started exploring in silico methods [3]. This is probably due to the rapid growth of efficient, accurate, and reliable computational models and artificial intelligence (AI).

Interest in AI for in silico trials has grown for two primary reasons. First, the rising prevalence of electronic health records (EHRs) and electronic data capturing systems (EDC) have produced an unprecedented amount of patient data intractable for manual processing and analysis. In contrast, AI and machine learning (ML) models can take full advantage of patient data,

automatically processing and mining patterns from such data. Second, AI has the potential to provide novel insights into many previously infeasible tasks, e.g., simulating digital twins for testing treatment efficacy. In light of this, this article summarizes the recent AI applications to in silico clinical trials and describes associated challenges and opportunities.

Fig. 1 positions in silico trials in the context of the entire pharmaceutical pipeline. In general, designing a drug undergoes two phases: drug discovery and drug development, before the new drug is commercialized into practice. In the discovery phase, compounds are first tested to modulate the activity of the biological target of interest through molecule screening. Then, the selected compounds will be optimized into lead compounds through molecule optimization and will be tested in animal models through preclinical studies. After that, the drug development phase begins with progressing the candidate drugs to approval through multi-phase human trials. Four phases of clinical trials can be performed in this stage, where in silico trials are instrumental. The data regarding the safety and efficacy of candidate drugs for human beings will be collected to support the approval for commercialization. Upon approval, post-market surveillance on adverse effects across a large population can be conducted to monitor the safety of the approved drugs. Pharmaceutical companies also market new drugs to clinics through drug recommendation and consider drug repurposing to find new indications for existing drugs.

Several reviews of molecule design and genomics have been published [4, 5], which lie in the drug discovery space. There are also reviews of AI in clinical decision support and healthcare applications [6, 7]. However, we focus on the emerging area of in silico trials in the drug development stage. The most relevant works are Pappalardo et al. [2], which introduced the advances of in silico trials, and Weissler et al. [8], which reviewed machine learning for general clinical

 zifengw2@illinois.edu (Z. Wang); chufan2@illinois.edu (C. Gao); jimeng@illinois.edu (J. Sun)

ORCID(s): 0000-0003-1512-6426 (J. Sun)

<sup>1</sup>This author contributed equally to the first author.

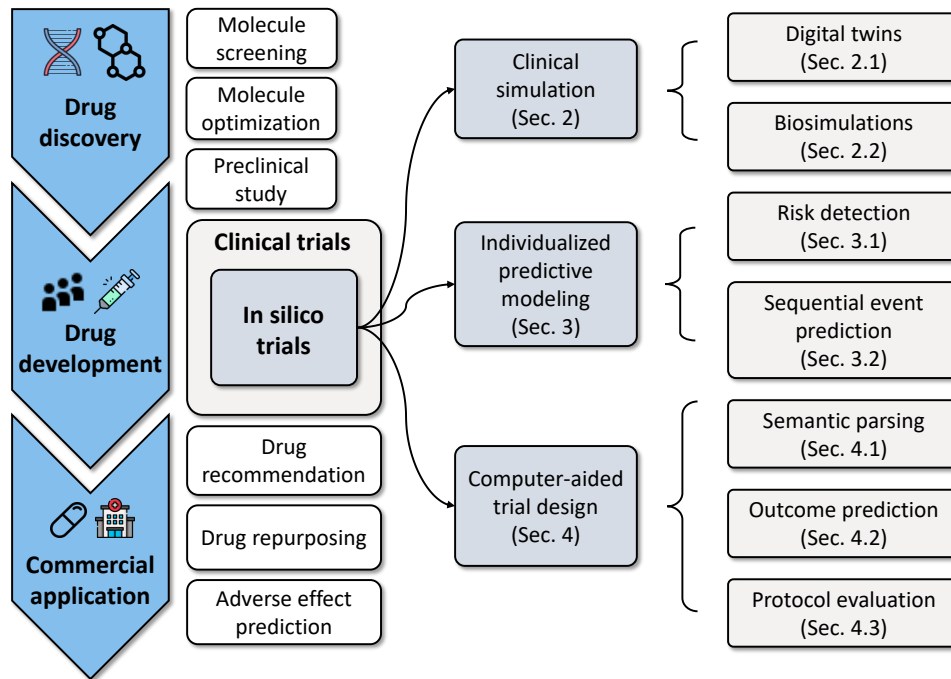


Figure 1: Organization and coverage of this survey. This survey focuses on AI for clinical trials, emphasizing in silico clinical trials. We review a series of hot topics and then provide ML formulation and available data sources correspondingly. At last, we identify challenges and opportunities in this domain.

research. However, we study AI tasks in the context of in silico trials, which are not covered in previous works.

In particular, we categorize AI applications of in silico trials into three main topics as shown by Fig. 1:

1. *Clinical simulation* is about creating virtual cohorts or organisms to study the efficacy and safety of treatments.
2. *Individualized predictive modeling* is about building predictive models that adapt to personal characteristics to monitor and improve patient outcomes.
3. *Computer-aided trial design* leverages ML and AI to organize, evaluate, and improve clinical trial protocols.

We list the main technical papers mentioned in this article in Table 1, which will be discussed in later sections. In addition, we also present the machine learning formulations and available data sources for each task. Since this review focuses on in silico trials, we will not cover how machine learning is used for other tasks in clinical trials, e.g., participant recruitment [9], decentralized trials [10], and trial site selection [11].

## 2. Clinical Simulation

One of the most expensive aspects of clinical trials is testing. It usually includes in vivo experiments like whole microscopic human tissue cultures, which may raise ethical issues. In silico trials are an ongoing research area aimed at using simulations or machine

models to replicate some, if not all, parts of a regular clinical trial.

### 2.1. Digital Twins

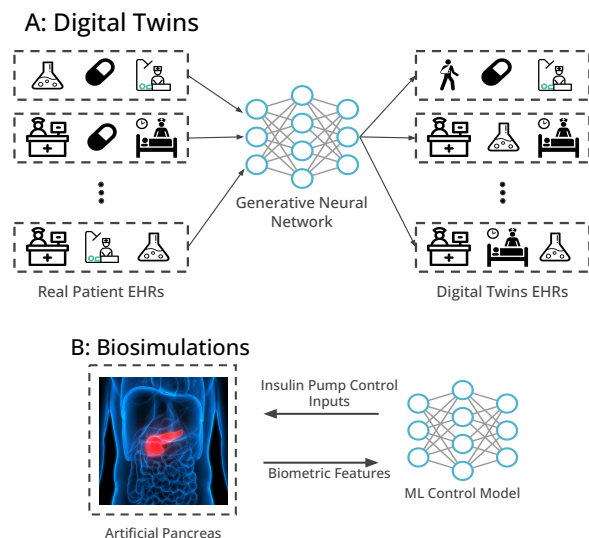


Figure 2: Part A shows an example of Digital Twins: real patient data is used to train a generative neural network for simulating in silico patients (digital twins). See §2.1. Part B shows an example ML model learning a control algorithm for diabetes by interacting with a biosimulator such as an artificial pancreas, see §2.2 for details.

Table 1: A list of papers related to AI and in silico clinical trials.

Topic	Task	Reference	Method
Clinical Simulation	Digital Twins	Walsh et al. [3]	Conditional Restricted Boltzmann Machines
		Bertolini et al. [12]	Conditional Restricted Boltzmann Machines
		Bertolini et al. [13]	Conditional Restricted Boltzmann Machines
		Choi et al. [14]	Generative Adversarial Networks
		Guan et al. [15]	Generative Adversarial Networks
		Cui et al. [16]	Generative Adversarial Networks
		Baowaly et al. [17]	Wasserstein Generative Adversarial Networks
		Zhang et al. [18]	Wasserstein Generative Adversarial Networks
		Biswal et al. [19]	Variational Auto-encoders
		Lee et al. [20]	Auto-encoders and Generative Adversarial Networks
		Xu et al. [21]	Conditional Generative Adversarial Networks
Biosimulation		Eddy and Schlessinger [22]	Differential Equations
		Kovatchev et al. [23]	Differential Equations
		Man et al. [24]	Differential Equations
		Gillette et al. [25]	Differential Equations
		Compte et al. [26]	Differential Equations
		Baillargeon et al. [27]	Differential Equations
		Zhang et al. [28]	3D Printing
		Low et al. [29]	3D Printing
		Herland et al. [30]	3D Printing
		Yu et al. [31]	Reinforcement Learning
Individualized Predictive Modeling	Risk Detection	Rajpurkar et al. [32]	Gradient-boosted Decision Trees
		Wang and Sun [33]	Transformers
		Wang and Sun [34]	Transformers
		Baumel et al. [35]	Convolutional Networks
		Cheng et al. [36]	Temporal Convolutional Networks
		Ma et al. [37]	Temporal Convolutional Networks
		Kam and Kim [38]	Multi-layer Perceptron
		Choi et al. [39]	Multi-layer Perceptron
		Rajkomar et al. [40]	Recurrent Neural Networks
		Che et al. [41]	Recurrent Neural Networks
Xu et al. [42]	Recurrent Neural Networks		
Gao et al. [43]	Recurrent Neural Networks and Convolutional Networks		
Wang et al. [44]	Graph Neural Networks		
Sequential Event Prediction		Choi et al. [45]	Recurrent Neural Networks
		Pham et al. [46]	Recurrent Neural Networks
		Ma et al. [47]	Recurrent Neural Networks
		Ma et al. [48]	Recurrent Neural Networks
		Liu et al. [49]	Transformers
Trial Semantic Parsing		Lehman et al. [50]	Recurrent Neural Networks
		Marshall et al. [51]	Recurrent Neural Networks and Language Models
		Nye et al. [52]	Recurrent Neural Networks and Language Models
		Wang and Sun [53]	Language Models
		Wang et al. [54]	Sequence-to-sequence Networks
Yu et al. [55]	Sequence-to-sequence Networks		
Trial Outcome Prediction		Gayvert et al. [56]	Random Forests
		Hong et al. [57]	Gradient-boosted Decision Trees
		Qi and Tang [58]	Recurrent Neural Networks
		Siah et al. [59]	Gradient-boosted Decision Trees
		Fu et al. [60]	Graph Neural Networks and Language Models
Trial Protocol Evaluation		Liu et al. [61]	Language Models
		Liu et al. [62]	Shapley Scores and Cox Proportional Hazard Model
		Xu et al. [63]	Poisson Factor Analysis
		Rogers et al. [64]	K-means Clustering and Cox Proportional Hazard Model

One of the primary benefits of in silico clinical trials is the capacity to run experiments in a virtual environment without the need for expensive and time-consuming real-world experiments. One technology being heavily discussed in the clinical trial space is the idea of a digital twin – an artificial physiological model of a patient that responds to various clinical trial experiments [65, 66].

The first concept of a digital twin was introduced by National Aeronautics and Space Administration (NASA) through their Apollo 13 mission, which used a simulation of the actual spacecraft to test navigational strategies, inspiring the concept of a "twin strategy" [67]. This allowed NASA to guide the astronauts to safety despite the crisis. However, digital twins are a relatively novel idea in the clinical space. While there has been

much work in the form of position papers promoting the general concept of digital twins [68, 69, 70, 71, 66], only a few have described their methodology in detail.

A concrete example includes the use of digital twins to model the progression of Multiple Sclerosis (MS) by Walsh et al. [3], which utilizes Conditional Restricted Boltzmann Machines (CRBMs) [72]. They showed that digital subjects generated by the CRBM were statistically indistinguishable from actual subjects enrolled in the placebo arms of clinical trials for MS. Similarly, Bertolini et al. [12] described a generative model composed of two CRBMs that accurately simulated subjects with Mild Cognitive Impairment (MCI) and Alzheimer's Disease (AD). They showed that linear classifiers were unable to distinguish actual subjects from their digital twins based on the generated features; Bertolini et al.

[13] described a similar technique on the Amyotrophic Lateral Sclerosis (ALS) that demonstrated how integrating CRBM digital twins into clinical trial designs could reduce the sample size required to achieve the desired power. Fig. 2 illustrates how digital twins are created from subjects.

Another closely related research area is synthetic patient data generation. This research area seeks to simulate patient records, usually for specific disease conditions. For example, one can predict future patient EHR data using current patient baseline metrics or historical EHR data. Early works on patient record generation methods used rule-based methods [73, 74, 75]. However, the rule-based methods cannot provide realistic and complex patient data to support general machine learning (ML) tasks. In contrast, deep generative models advanced by the power of neural networks, e.g., variational auto-encoders (VAE) [76], generative adversarial networks (GAN) [77], gain attention of researchers. Choi et al. [14] introduced MedGAN, pioneering GANs for discrete patient records generation. Multiple works subsequently worked to improve GANs for EHRs generation. Guan et al. [15] introduced GANs for generating medical texts instead of just structured EHR data. Baowaly et al. [17], Zhang et al. [18] tested multiple GAN architectures and loss functions, like Wasserstein GAN with gradient penalty [78] and boundary-seeking GAN [79]. Other works used other generative models such as VAE, which can produce realistic data that improve downstream model accuracy when added to the training set [19]. In some scenarios, a hybrid of GANs and other models can yield superior performances. For example, Lee et al. [20] proposed dual adversarial autoencoder (DAAE), which learns set-valued sequences of medical entities, by combining a recurrent autoencoder with two GANs, adversarially learning both the continuous latent distribution and the discrete data distribution. This is to address the issue of mode collapse in GANs, where GANs only generate a portion of the valid possible data. Cui et al. [16] proposed Complementary pattern Augmentation (CONAN), which uses GANs, adversarial training, and max-margin classification to improve rare disease detection from EHR data. Biswal et al. [80] proposes a multi-modal GAN-based generation method with self-supervised learning to generate both X-ray images and associated clinical notes.

*Machine learning formulation.* For unconditional generation (not specifying any disease condition), the ML model tries to generate patient records from scratch, usually taking random noise as inputs. For conditional generation (specific disease conditions are given), the inputs can be the historical records or key disease phenotypes in the form of medical codes. The generator will try to produce patient records that match the specified input condition. More formally, let  $h^k$  be the EHR for patient  $k$ . An EHR generation task or a digital twin cohort may be specified as generating a synthetic pa-

tient based on generative model  $p()$  trained on real patients  $h^1$  to  $h^k$ :  $h^{synthetic} \sim p(h^{synthetic} | h^1, h^2, \dots, h^k)$ .

*Data sources.* Real EHRs are available from MIMIC-III, IV, and eICU for learning AI models that are capable of making synthetic EHRs generation on variant conditions. Project data sphere provides access to patient-level trial records for over 200 clinical trials.

## 2.2. Biosimulations

Mathematical or physical simulations of physiology are a subarea of simulation. Rather than using ML methods, these approaches focus on systems of differential equations, physics simulations, and other traditional methods such as systems of equations. Biosimulations can have several benefits, such as being more interpretable than black box ML methods. However, ML still has a large part to play in this area. Since many of the aforementioned approaches rely on concrete, mathematical and physical simulations of physiology, ML can help tune model parameters for better accuracy. For example, in the case of virtual trials for glycaemic control, there are still parameters that need to be inferred for both the control algorithm and the simulation model. Black box ML models such as Bayesian optimization may be helpful in such cases.

For example, the artificial pancreas is a popular area of research for in silico closed-loop control of blood glucose in diabetes. Usually, the process consists of a glucose sensor and a control algorithm for the delivery of insulin [81]. Another example of this is Archimedes, which is a trial-validated model of diabetes using differential equations of more than 100 interacting features [22]. Independent validation on 18 other real-world trials showed that Archimedes is a realistic representation of the anatomy and physiological responses of diabetes [82]. Compte et al. [26] designed an insulin controller developed it on in silico trial simulations on a mathematical system model [83]. These models have been validated using real-world retrospective hospital control data [84]. Other relevant works on artificial pancreas include an FDA-approved computer simulation of glucose sensing, and insulin delivery [23], improvements on existing simulators [24], and improvements on the control algorithm using modern ML methods like reinforcement learning [31]. Furthermore, virtual trials for glycaemic control have also been shown to be generalizable across hospitals worldwide [85].

Other system models include mathematical models of the heart fitted to simulate cardiac electrophysiology from ECGs time-series [25]; modeling the dynamics of human liver [86], a simulator for cardiac excitation and contraction in the human heart via a classical resistance-based Windkessel model [87] called the Living Heart Project [27].

*Machine learning formulation.* To use ML models to develop control algorithms for the biosimulators, techniques like reinforcement learning may be used. For example, the input observations at state  $s \in S$



could be the state of the organ, given by its features such as glucose level; the ML model output would be an action  $a \in A$  to control biosimulator. For example, the available actions could include how much insulin to give. Let  $r$  denote the reward corresponding to the patient's health status.

More formally, a given trajectory would look like:

$$s_0, a_0, r_0, s_1, a_1, r_1, s_2, a_2, r_2, \dots$$

Let  $\gamma$  be the discount. We would then like to maximize the expected discounted return at time  $t$ :

$$G_t \doteq \sum_{k=0}^{\infty} \gamma^k r_{t+k+1}$$

Solving this optimization will yield a learned optimal policy function  $\pi(s) \rightarrow a$  that learns what actions to take at a given state.

*Data sources.* In this case, the biosimulations themselves often act as a simulation environment to enable downstream machine learning tasks. Archimedes [22] is one source of a trial-validated model of diabetes, which may produce pathophysiology of diabetes at a high level of clinical detail. The Living Heart Project [27] is another source of data from an integrative, predictive model of the living human heart. Both simulators are validated by selected clinical trials [84] or by clinical observations from other studies [88].

### 3. Individualized Predictive Modeling

During clinical trials, predictive modeling catches abnormalities, e.g., alarming responses or patient in-adherence, that would suggest the alteration of predefined treatment options. Additionally, depending on the data, early termination of the trial should be considered if the interventions appear harmful. If conclusive results are obtained, the trial may be stopped early and moved onto the next appropriate stage [89, Chapter 16]. Moreover, traditional trials only verify the average efficacy and safety among trial participants rather than individual subjects. They do not adapt to the characteristics of participants. The emergence of AI can potentially address this personalization challenge through patient predictive modeling. This section reviews how AI can mine through patient records and identify patterns or make individualized predictions for response metrics, as shown in Fig. 3.

In clinical trials, AI has achieved individualized patient outcome predictions for several diseases. For example, Rajpurkar et al. [32] leveraged gradient boosted decision trees to predict the improvement of depressive symptoms for patients receiving antidepressant treatment based on pre-treatment symptom scores and electroencephalographic measures; Hong et al. [57] predicted clinical drug toxicity with drug properties and target property features through an ensemble of classifiers; de Jong et al. [90] built a model to predict drug

response for neurological disorder patients integrated with genetics data; Wang and Sun [33] modeled and predicted the survival rate of breast oncology patients using transformers [91]; Wang and Sun [34] proposed a transferable transformer model that learned from data across multiple oncology trials to boost mortality predictions for each trial.

The literature on outcome prediction using EHR data has also been fruitful. EHRs usually contain demographic information, e.g., age and gender, and a sequence of clinical visits, e.g., diagnoses, procedures, lab tests, and medication prescriptions. Two main categories of predictive modeling tasks are pertinent to the case: risk detection and sequential prediction of clinical events [6].

#### 3.1. Risk Detection

Risk detection seeks to predict the risk of the target event, e.g., disease onset, taking EHRs as inputs. The risk detection is formed in three types: First, as either binary classification (e.g., onset of a specific disease [36, 38, 92] or mortality [40]); Second, as multi-class classification (e.g., disease stage prediction [41] and disease categories [44]); Third, as multi-label classification (e.g., diagnosis code assignment [35]). Longitudinal patient data such as EHRs are often used as input for risk detection. For example, Kam and Kim [38] applied long short term memory (LSTM) model to the vital signals drawn from the MIMIC-III data [93] for sepsis detection; Ma et al. [37] designed a hybrid Recurrent Neural Network (RNN) and Convolutional Neural Network (CNN) model that modeled heterogeneous EHRs to make health risk predictions; Choi et al. [39] learned embeddings based on the multilevel hierarchy of medical codes in EHRs to make heart failure predictions; Xu et al. [42] processed multimodal physiological monitoring data, e.g., heart rate, pulse, electrocardiogram, then fused them with clinical events as input for LSTM to predict decompensation risk and length of ICU stay; Gao et al. [43] accounted for disease progression stage using an LSTM and CNN to make decompensation risk and mortality risk prediction for the end-stage renal disease.

*Machine learning formulation.* The formulation is as follows: specify the target response to be predicted, e.g., mortality, readmission, length of stay, transform the input EHRs to either static descriptive features or sequential event features, then predict the target using the EHR features.

*Data sources.* MIMIC-III and IV are the two public datasets that offer comprehensive EHRs from ICU stays. Several risk prediction tasks can be built, including decompensation prediction, mortality prediction, and readmission prediction. Project data sphere provides access to patient-level trial records for over 200 clinical trials upon application. SEER offers oncology incidence data across the United States, which can be used for mortality risk prediction and time-to-

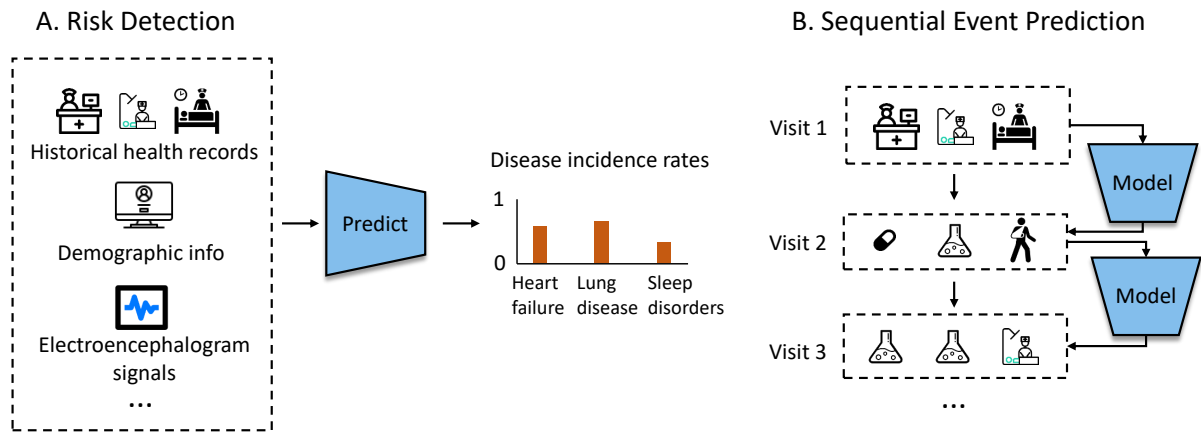


Figure 3: Task illustration for the topic “Individualized Predictive Modeling”. (A) Multi-modal data collected from various sources is aggregated as the inputs for predictive models for predefined targets, e.g., mortality or disease onset (§3.1); (B) A model iteratively predicts the events happened in the next visit taking historical visits as inputs. (§3.2).

event prediction.

### 3.2. Sequential Event Prediction

Besides detecting specific diseases, we also observe AI’s use for predicting other events from longitudinal EHR data. While some of the disease detection works are capable of predicting events like readmission, they need to be performed in two separate tasks, i.e., one model for disease detection and the other for readmission prediction [40]. In contrast, sequential event prediction seeks to make a multi-label classification for multiple events at once. For instance, Choi et al. [45] adopt recurrent neural networks (RNNs) on longitudinal EHRs to make multi-label predictions on diagnosis, procedures, and medications; Pham et al. [46] leveraged LSTM to model the longitudinal illness state to predict disease progression in time order; Ma et al. [47] adapted attention mechanisms and RNNs for interpretable medical codes prediction; Liu et al. [49] treated input EHRs as multimodal time series, building a time-aware cross-event attention model to capture the correlations among events and unify the modeling of heterogeneous EHRs (including medication, diagnosis, procedure, and lab tests).

*Machine learning formulation.* The inputs are the historical events (longitudinal EHR); the output consists of stepwise, multi-label predictions for multiple target events.

*Data sources.* The most common data for sequential prediction are longitudinal EHR data with multiple visits per patient. For example, [MIMIC-III](#) and [IV](#) provide real longitudinal EHRs that fit the sequential event prediction task, e.g., automatic coding and drug recommendation. Synthetic EHRs like [SynPUFs](#) is another dataset commonly used for testing AI models for sequential prediction. [Project data sphere](#) contains sequential clinical trial data that can be used to predict trial adverse events and mortality.

## 4. Computer-aided Trial Design

The clinical trial design plays a central role in the success of the clinical trial. Researchers need to design trial protocols to answer scientific questions, including the eligibility criteria, population size, duration, etc. Historically, the trial design completely relies on the experiences of clinical trial planners. As a result, some protocols like eligibility criteria are far from optimal and may harm trial success [94]. By contrast, AI algorithms may help automated trial design, as AI has been demonstrated in drug discovery such as molecule design [95]. As such, AI for trial protocol optimization has been quickly growing in recent years [96]. AI models can extract structured information from trial documents [55], predict the trial outcomes with multimodal trial-related real-world data (RWD) [60], and evaluate how each component of the trial protocol influences the trial outcomes [62]. Fig. 4 shows these examples.

### 4.1. Trial semantic parsing

Real-world data such as clinical trial protocols or scientific publications about clinical trial results are crucial for facilitating trial design. However, trial records are semi-structured documents with both unstructured texts and structured result tables. Most AI models cannot handle such complex semi-structured data before they are transformed into structured forms such as SQL queries. For instance, Wang et al. [54] extracted medical queries from MIMIC-III and generated SQL using neural networks; Yu et al. [55] focused on SQL generation for clinical eligibility criteria. They introduce a new dataset that includes the first-of-its-kind eligibility-criteria corpus and the corresponding queries. It enables training models that translate the eligibility criteria to executable SQL queries.

Evidence-based medicine underpins new trial design decisions, but clinical trial results are disseminated

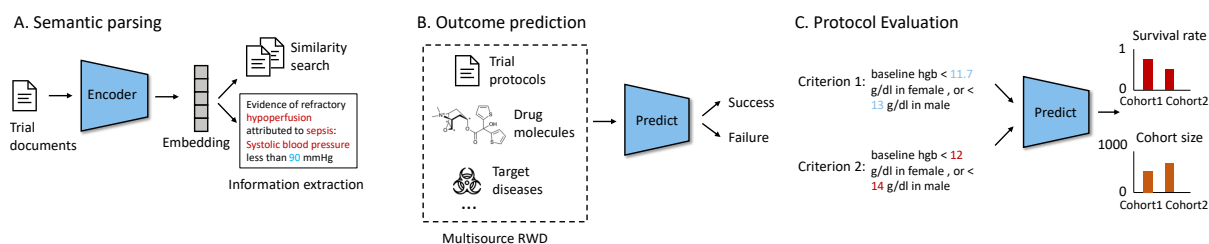


Figure 4: Task illustration for the topic “computer-aided trial design”. (A) An encoder encodes trial documents to embeddings, which are used for trial retrieval or extraction of key entities (§4.1); (B) A model predicts whether a clinical trial will succeed or fail given multisource real-world data (§4.2); (C) Raw trial protocols, e.g., criteria, are parsed. A predictor is used to evaluate how primary metrics change if any trial elements change (§4.3).

as scientific papers in free texts. One way to extract relevant information from these free texts is through evidence synthesis, which automatically extracts Population, Interventions/Comparators, and Outcomes (PICO) sentences from the scientific articles. For example, Marshall et al. [51] developed RobotViewer, a model that integrates ML and NLP to extract texts describing key trial characteristics as summary reports; Lehman et al. [50] used a suite of ML models to extract the reported outcomes and infer the treatment efficacy from scientific corpus; Nye et al. [52] built RobotViewer to support the synthesis of evidence maps extracted from multiple trials.

Another line of research aims to parse and formalize free-text eligibility criteria so that the logic and properties represented by trial criteria can be utilized to match patients to trials [97]. By parsing and extracting evidence from trial documents, one can structure trials by standard concepts and the corresponding values, which paves the way for predictive AI, e.g., tabular learning [34], and document embedding [53]. A related task is to develop ML models to match patient records to trial eligibility criteria descriptions automatically [98, 99, 100].

*Machine learning formulation.* Two machine learning tasks are associated with this scenario: (1) Given a free-text or semi-structured trial document, extract the key entities (e.g., PICO) which capture the essential information in a clinical trial; (2) Given trial eligibility criteria represented by free texts, formalize each criterion to be machine-readable logics, e.g., SQL; (3) Given patient records and free text eligibility criteria, automatically find the patients that match the eligibility criteria.

*Data sources.* Raw trial eligibility criteria are available on [ClinicalTrials.gov](https://clinicaltrials.gov). Yu et al. [55] released Criteria2SQL, an annotated dataset with paired eligibility criteria and SQL queries, which makes it possible to train AI models to translate from natural language criteria to the corresponding logic forms.

## 4.2. Trial outcome prediction

The cost for bringing a molecule to market can take billions of dollars [1]. The process can take many years

and yield a success rate of as low as 13% from phase I to market [101]. Predicting the trial outcomes is thus crucial for the economic consideration of drug development. We can avoid running clinical trials that are highly probable to fail. Stakeholders can save unnecessary funding/time from those trials that doom to fail, reinvesting in other promising trials or re-designing trials to improve the chance of success.

The emergence of AI sheds light on leveraging multi-modal RWD for accurate trial outcome predictions at the planning stage. Practitioners can iterate the trial plan referring to the predictions made by AI until no better change can be made. Gayvert et al. [56] used chemical structure and properties of drugs and targets and a random forest model to predict the toxicity of clinical drugs; Qi and Tang [58] employed RNNs to model both static and time-variant variables to predict the phase III trial outcomes using patient records from previous phases; Siah et al. [59] predicted the drug approval on both the drug features and trial features using statistic ML methods; Fu et al. [60] further fused multi-source RWD, e.g., drug molecules, disease ontology and trial eligibility criteria, to support outcome predictions for all phases of trials.

*Machine learning formulation.* Given trial design protocols and the corresponding multi-modal RWD, e.g., molecule structures, drug-drug interaction graphs, and disease ontologies, predict the outcomes for trials from all phases.

*Data sources.* [ClinicalTrials.gov](https://clinicaltrials.gov) is a comprehensive open database that contains clinical trial protocols and their status. There are over 400K research studies in total. Researchers may process the raw protocols and formulate a supervised trial outcome prediction task of the trial status as the target. Additional RWD including drug molecules (e.g., [DrugBank](https://pubchem.ncbi.nlm.nih.gov/) and [MoleculeNet](https://moleculenet.org/)) and ontologies like ICD codes (ICD-10), drugs (ATC codes), and diseases (CCS-10) are beneficial to make better trial outcome predictions. Siah et al. [59] created a challenge for drug approval prediction which includes 10K phase II clinical trials. Fu et al. [60] created a trial outcome prediction benchmark which includes many small molecule trials.

### 4.3. Trial protocol evaluation

Trial outcome predictors provide an overall success probability, given clinical trial information. However, how exactly to improve these trials is still an elusive question. In general, researchers may dive into eligibility criteria to investigate if they are too stringent to recruit sufficient patients [102] or too relaxed, reducing toxicity and adverse events [103]. This area of research yields a plethora of works in ML for data-driven eligibility criteria design. For instance, Liu et al. [61] extracted key entities from trial criteria using NLP to match patients records to expand the potential cohort size; Xu et al. [63] derived subgroups of patient cohort with clustering to identify the ones with less severe adverse events, which can inform the design of criteria; Kim et al. [104] manually adjusted criteria to broaden patient recruitment and assess the criteria influence on the inclusion and exclusion groups; Liu et al. [62] utilized Shapley scores [105] to estimate the change of hazard ratio of the included oncology patients when removing each individual criterion; Rogers et al. [64] simulated a set of criteria and assessed the correspondingly retrieved cohort in terms of the hazard ratio, finding that it is possible to identify a group of superior criteria combinations via k-means clustering on the count of cohort and hazard ratio.

Existing methods quantitatively estimate the contribution of individual criteria to the trial generalizability or further consider the adverse events and hazard rate of the included cohort. Modifications such as removing one criterion can be made based on the analysis. However, they cannot capture the correlations between criteria, i.e., the effect of removing criterion A and B simultaneously usually does not equal the summation of independently removing A and B, respectively.

*Machine learning formulation.* Given a set of trial eligibility criteria  $\{e_1, e_2, \dots, e_m\}$  and a group of candidate participants  $\{x_1, \dots, x_n\}$  where  $x$  represents the individual historical healthcare records in table or in sequence form, estimate the effect to the target of interest by varying the matched cohort size  $S$ , removing criterion  $e_1$  or modifying  $e_1$  to  $\tilde{e}_1$ , etc.

*Data sources.* Researchers may match trial records on [Project data sphere](#) to the trials on [ClinicalTrials.gov](#) to retrieve the corresponding trial designs. Simulation is then feasibly used to evaluate the trial protocols.

## 5. Discussion & Conclusion

In silico trials are virtual trials that conduct all and parts of clinical trials digitally. Thanks to the potential economic benefit, researchers and practitioners are excited about the applications of in silico trials. This paper reviews different topics related to in silico trials, including clinical simulation §2, individualized predictive modeling §3, and computer-aided trial design §4. Next, we summarize the challenges and opportunities of AI for in silico trials:

- **Lack of large-scale datasets and benchmarks.** It is well known that the current AI models rely heavily on high-quality labeled training data. There exist limited benchmark data for trial-related tasks. Only a small fraction of clinical trial records are available for application. Creating and releasing benchmark data for various in silico trial tasks can encourage further work in the domain. The only noticeable exception is the TOP benchmark for trial outcome prediction [60].
- **Out-of-distribution (OOD) prediction.** Most clinical trials are performed for common diseases, and these AI models often cannot generalize to rare diseases due to data distribution shifts and small sample sizes. It is challenging to achieve the descent OOD performance for new unseen trials using AI models.
- **Inference in low-data scenarios.** Despite the current success of AI models in healthcare, AI for clinical trials often suffer from small sample sizes. Most clinical trials have less than a thousand participants, with most phase I trial having less than a hundred participants. This poses a major challenge for learning powerful AI models for clinical trials. Transfer learning is a promising direction to allow AI models to apply across clinical trials.
- **Federated learning across organizations.** One approach to tackling the small sample size problem in a single clinical trial is to train AI models using data from multiple trials. However, most trials have unique designs and collect different measurements inconsistent across trials. Plus, clinical trial data are sensitive and difficult to share across organizations due to privacy and legal constraints. Federated learning provides a promising framework to support AI model building across organizations without direct data sharing with small initial success in healthcare application [106]. However, due to heterogeneity in trial data, federated learning is still impractical to use for clinical trial applications.

Finally, in silico trials is an exciting topic for AI researchers. This paper provides a comprehensive review of research on the intersection of AI and in silico trials. We summarized the key topics and presented machine learning formulation and available datasets to consider. Finally, we discussed the current open challenges of AI and in silico trials that hope to inspire further research.

## References

- [1] Linda Martin, Melissa Hutchens, Conrad Hawkins, and Alaina Radnov. How much do clinical trials cost. *Nat Rev Drug Discov*, 16(6):381–382, 2017.



- [2] Francesco Pappalardo, Giulia Russo, Flora Musuamba Tshinanu, and Marco Viceconti. In silico clinical trials: concepts and early adoptions. *Briefings in Bioinformatics*, 20(5):1699–1708, 2019.
- [3] Jonathan R Walsh, Aaron M Smith, Yannick Pouliot, David Li-Bland, Anton Loukianov, and Charles K Fisher. Generating digital twins with multiple sclerosis using probabilistic neural networks. *arXiv preprint arXiv:2002.02779*, 2020.
- [4] Kexin Huang, Cao Xiao, Lucas M Glass, Cathy W Critchlow, Greg Gibson, and Jimeng Sun. Machine learning applications for therapeutic tasks with genomics data. *Patterns*, 2(10):100328, 2021.
- [5] Yuanqi Du, Tianfan Fu, Jimeng Sun, and Shengchao Liu. MolGenSurvey: A systematic survey in machine learning models for molecule design. *arXiv preprint arXiv:2203.14500*, 2022.
- [6] Cao Xiao, Edward Choi, and Jimeng Sun. Opportunities and challenges in developing deep learning models using electronic health records data: a systematic review. *Journal of the American Medical Informatics Association*, 25(10):1419–1428, 2018.
- [7] Nida Shahid, Tim Rappon, and Whitney Berta. Applications of artificial neural networks in health care organizational decision-making: A scoping review. *PloS one*, 14(2):e0212356, 2019.
- [8] E Hope Weissler, Tristan Naumann, Tomas Andersson, Rajesh Ranganath, Olivier Elemento, Yuan Luo, Daniel F Freitag, James Benoit, Michael C Hughes, Faisal Khan, et al. The role of machine learning in clinical research: transforming the future of evidence generation. *Trials*, 22(1):1–15, 2021.
- [9] Junyi Gao, Cao Xiao, Lucas M Glass, and Jimeng Sun. COMPOSE: cross-modal pseudo-siamese network for patient trial matching. In *Proceedings of the 26th ACM SIGKDD International Conference on Knowledge Discovery & Data Mining*, pages 803–812, 2020.
- [10] Nicola Rieke, Jonny Hancox, Wenqi Li, Fausto Milletari, Holger R Roth, Shadi Albarqouni, Spyridon Bakas, Mathieu N Galtier, Bennett A Landman, Klaus Maier-Hein, et al. The future of digital health with federated learning. *NPJ digital medicine*, 3(1):1–7, 2020.
- [11] Rakshith S Srinivasa, Cheng Qian, Brandon Theodorou, Jeffrey Spaeder, Cao Xiao, Lucas Glass, and Jimeng Sun. Clinical trial site matching with improved diversity using fair policy learning. *arXiv preprint arXiv:2204.06501*, 2022.
- [12] Daniele Bertolini, Anton D Loukianov, Aaron M Smith, David Li-Bland, Yannick Pouliot, Jonathan R Walsh, and Charles K Fisher. Modeling disease progression in mild cognitive impairment and alzheimer’s disease with digital twins. *arXiv preprint arXiv:2012.13455*, 2020.
- [13] Daniele Bertolini, Katelyn Arnemann, Diana Hall, and Jonathan Walsh. Machine learning enables smaller als clinical trials (p1-13.003), 2022.
- [14] Edward Choi, Siddharth Biswal, Bradley Malin, Jon Duke, Walter F Stewart, and Jimeng Sun. Generating multi-label discrete patient records using generative adversarial networks. In *Machine Learning for Healthcare Conference*, pages 286–305. PMLR, 2017.
- [15] Jiaqi Guan, Runzhe Li, Sheng Yu, and Xuegong Zhang. Generation of synthetic electronic medical record text. In *IEEE International Conference on Bioinformatics and Biomedicine (BIBM)*, pages 374–380. IEEE Computer Society, 2018.
- [16] Limeng Cui, Siddharth Biswal, Lucas M Glass, Greg Lever, Jimeng Sun, and Cao Xiao. CONAN: Complementary pattern augmentation for rare disease detection. In *AAAI Conference on Artificial Intelligence*, volume 34, pages 614–621, 2020.
- [17] Mrinal Kanti Baowaly, Chia-Ching Lin, Chao-Lin Liu, and Kuan-Ta Chen. Synthesizing electronic health records using improved generative adversarial networks. *Journal of the American Medical Informatics Association*, 26(3):228–241, 2019.
- [18] Ziqi Zhang, Chao Yan, Diego A Mesa, Jimeng Sun, and Bradley A Malin. Ensuring electronic medical record simulation through better training, modeling, and evaluation. *Journal of the American Medical Informatics Association*, 27(1):99–108, 2020.
- [19] Siddharth Biswal, Soumya Ghosh, Jon Duke, Bradley Malin, Walter Stewart, and Jimeng Sun. EVA: Generating longitudinal electronic health records using conditional variational autoencoders. *arXiv preprint arXiv:2012.10020*, 2020.
- [20] Dongha Lee, Hwanjo Yu, Xiaoqian Jiang, Deevakar Rogith, Meghana Gudala, Mubeen Tejani, Qiuchen Zhang, and Li Xiong. Generating sequential electronic health records using dual adversarial autoencoder. *Journal of the American Medical Informatics Association*, 27(9):1411–1419, 2020.
- [21] Lei Xu, Maria Skoularidou, Alfredo Cuesta-Infante, and Kalyan Veeramachaneni. Modeling tabular data using conditional gan. *Advances in Neural Information Processing Systems*, 32, 2019.
- [22] David M Eddy and Leonard Schlessinger. Archimedes: a trial-validated model of diabetes. *Diabetes care*, 26(11):3093–3101, 2003.
- [23] Boris P Kovatchev, Marc Breton, Chiara Dalla Man, and Claudio Cobelli. In silico preclinical trials: a proof of concept in closed-loop control of type 1 diabetes, 2009.
- [24] Chiara Dalla Man, Francesco Micheletto, Dayu Lv, Marc Breton, Boris Kovatchev, and Claudio Cobelli. The uva/padova type 1 diabetes simulator: new features. *Journal of diabetes science and technology*, 8(1):26–34, 2014.
- [25] Karli Gillette, Matthias AF Gsell, Anton J Prassl, Elias Karabelas, Ursula Reiter, Gert Reiter, Thomas Grandits, Christian Payer, Darko Štern, Martin Urschler, et al. A framework for the generation of digital twins of cardiac electrophysiology from clinical 12-leads ecgs. *Medical Image Analysis*, 71:102080, 2021.
- [26] Aaron Le Compte, J Geoffrey Chase, Adrienne Lynn, Chris Hann, Geoffrey Shaw, Xing-Wei Wong, and Jessica Lin. Blood glucose controller for neonatal intensive care: virtual trials development and first clinical trials, 2009.
- [27] Brian Baillargeon, Nuno Rebelo, David D Fox, Robert L Taylor, and Ellen Kuhl. The living heart project: a robust and integrative simulator for human heart function. *European Journal of Mechanics-A/Solids*, 48:38–47, 2014.
- [28] Boyang Zhang, Anastasia Korolj, Benjamin Fook Lun Lai, and Milica Radisic. Advances in organ-on-a-chip engineering. *Nature Reviews Materials*, 3(8):257–278, 2018.
- [29] Lucie A Low, Christine Mummery, Brian R Berridge, Christopher P Austin, and Danilo A Tagle. Organs-on-chips: into the next decade. *Nature Reviews Drug Discovery*, 20(5):345–361, 2021.
- [30] Anna Herland, Ben M Maoz, Debarun Das, Mahadevabharath R Somayaji, Rachele Prantil-Baun, Richard Novak, Michael Cronce, Tessa Huffstater, Sauveur SF Jeanty, Miles Ingram, et al. Quantitative prediction of human pharmacokinetic responses to drugs via fluidically coupled vascularized organ chips. *Nature biomedical engineering*, 4(4):421–436, 2020.
- [31] Chao Yu, Jiming Liu, Shamim Nemati, and Guosheng Yin. Reinforcement learning in healthcare: A survey. *ACM Computing Surveys (CSUR)*, 55(1):1–36, 2021.
- [32] Pranav Rajpurkar, Jingbo Yang, Nathan Dass, Vinjai Vale, Arielle S Keller, Jeremy Irvin, Zachary Taylor, Sanjay Basu, Andrew Ng, and Leanne M Williams. Evaluation of a machine learning model based on pretreatment symptoms and electroencephalographic features to predict outcomes of antidepressant treatment in adults with depression: a prespecified secondary analysis of a randomized clinical trial. *JAMA network open*, 3(6):e206653–e206653, 2020.
- [33] Zifeng Wang and Jimeng Sun. Survtrace: Transformers for survival analysis with competing events. *arXiv preprint arXiv:2110.00855*, 2021.

- [34] Zifeng Wang and Jimeng Sun. Transtab: Learning transferable tabular transformers across tables. *arXiv preprint arXiv:2205.09328*, 2022.
- [35] Tal Baumel, Jumana Nassour-Kassis, Raphael Cohen, Michael Elhadad, and Noémie Elhadad. Multi-label classification of patient notes: case study on icd code assignment. In *Workshops at the thirty-second AAAI conference on artificial intelligence*, 2018.
- [36] Yu Cheng, Fei Wang, Ping Zhang, and Jianying Hu. Risk prediction with electronic health records: A deep learning approach. In *Proceedings of the 2017 SIAM International Conference on Data Mining*, pages 432–440. SIAM, 2016.
- [37] Tengfei Ma, Cao Xiao, and Fei Wang. Health-atm: A deep architecture for multifaceted patient health record representation and risk prediction. In *Proceedings of the 2018 SIAM International Conference on Data Mining*, pages 261–269. SIAM, 2018.
- [38] Hye Jin Kam and Ha Young Kim. Learning representations for the early detection of sepsis with deep neural networks. *Computers in Biology and Medicine*, 89:248–255, 2017.
- [39] Edward Choi, Cao Xiao, Walter Stewart, and Jimeng Sun. Mime: Multilevel medical embedding of electronic health records for predictive healthcare. *Advances in Neural Information Processing Systems*, 31, 2018.
- [40] Alvin Rajkomar, Eyal Oren, Kai Chen, Andrew M Dai, Nissan Hajaj, Michaela Hardt, Peter J Liu, Xiaobing Liu, Jake Marcus, Mimi Sun, et al. Scalable and accurate deep learning with electronic health records. *NPJ Digital Medicine*, 1(1): 1–10, 2018.
- [41] Chao Che, Cao Xiao, Jian Liang, Bo Jin, Jiayu Zho, and Fei Wang. An RNN architecture with dynamic temporal matching for personalized predictions of parkinson’s disease. In *Proceedings of the 2017 SIAM International Conference on Data Mining*, pages 198–206. SIAM, 2017.
- [42] Yanbo Xu, Siddharth Biswal, Shriprasad R Deshpande, Kevin O Maher, and Jimeng Sun. Raim: Recurrent attentive and intensive model of multimodal patient monitoring data. In *Proceedings of the 24th ACM SIGKDD international conference on Knowledge Discovery & Data Mining*, pages 2565–2573, 2018.
- [43] Junyi Gao, Cao Xiao, Yasha Wang, Wen Tang, Lucas M Glass, and Jimeng Sun. Stagenet: Stage-aware neural networks for health risk prediction. In *Proceedings of The Web Conference 2020*, pages 530–540, 2020.
- [44] Zifeng Wang, Rui Wen, Xi Chen, Shilei Cao, Shao-Lun Huang, Buyue Qian, and Yefeng Zheng. Online disease diagnosis with inductive heterogeneous graph convolutional networks. In *Proceedings of the Web Conference 2021*, pages 3349–3358, 2021.
- [45] Edward Choi, Mohammad Taha Bahadori, Andy Schuetz, Walter F Stewart, and Jimeng Sun. Doctor AI: Predicting clinical events via recurrent neural networks. In *Machine Learning for Healthcare Conference*, pages 301–318. PMLR, 2016.
- [46] Trang Pham, Truyen Tran, Dinh Phung, and Svetha Venkatesh. Predicting healthcare trajectories from medical records: A deep learning approach. *Journal of biomedical informatics*, 69:218–229, 2017.
- [47] Fenglong Ma, Radha Chitta, Jing Zhou, Quanzeng You, Tong Sun, and Jing Gao. Dipole: Diagnosis prediction in healthcare via attention-based bidirectional recurrent neural networks. In *Proceedings of the 23rd ACM SIGKDD international conference on knowledge discovery and data mining*, pages 1903–1911, 2017.
- [48] Liantao Ma, Chaohe Zhang, Yasha Wang, Wenjie Ruan, Jiangtao Wang, Wen Tang, Xinyu Ma, Xin Gao, and Junyi Gao. Concare: Personalized clinical feature embedding via capturing the healthcare context. In *Proceedings of the AAAI Conference on Artificial Intelligence*, volume 34, pages 833–840, 2020.
- [49] Sicen Liu, Xiaolong Wang, Yang Xiang, Hui Xu, Hui Wang, and Buzhou Tang. Catnet: Cross-event attention-based time-aware network for medical event prediction. *arXiv preprint arXiv:2204.13847*, 2022.
- [50] Eric Lehman, Jay DeYoung, Regina Barzilay, and Byron C Wallace. Inferring which medical treatments work from reports of clinical trials. In *Proceedings of the 2019 Conference of the North American Chapter of the Association for Computational Linguistics: Human Language Technologies, Volume 1 (Long and Short Papers)*, pages 3705–3717, 2019.
- [51] Iain J Marshall, Joël Kuiper, Edward Banner, and Byron C Wallace. Automating biomedical evidence synthesis: Robotreviewer. In *Proceedings of the conference. Association for Computational Linguistics. Meeting*, volume 2017, page 7. NIH Public Access, 2017.
- [52] Benjamin E Nye, Ani Nenkova, Iain J Marshall, and Byron C Wallace. Trialstreamer: mapping and browsing medical evidence in real-time. In *Proceedings of the conference. Association for Computational Linguistics. North American Chapter. Meeting*, volume 2020, page 63. NIH Public Access, 2020.
- [53] Zifeng Wang and Jimeng Sun. Trial2vec: Zero-shot clinical trial document similarity search using self-supervision. *arXiv preprint arXiv:2206.14719*, 2022.
- [54] Ping Wang, Tian Shi, and Chandan K Reddy. Text-to-sql generation for question answering on electronic medical records. In *Proceedings of The Web Conference 2020*, pages 350–361, 2020.
- [55] Xiaojing Yu, Tianlong Chen, Zhengjie Yu, Huiyu Li, Yang Yang, Xiaoqian Jiang, and Anxiao Jiang. Dataset and enhanced model for eligibility criteria-to-sql semantic parsing. In *12th International Conference on Language Resources and Evaluation (LREC)*, 2020.
- [56] Kaitlyn M Gayvert, Neel S Madhukar, and Olivier Elemento. A data-driven approach to predicting successes and failures of clinical trials. *Cell chemical biology*, 23(10):1294–1301, 2016.
- [57] Zhen-Yu Hong, Jooyong Shim, Woo Chan Son, and Changha Hwang. Predicting successes and failures of clinical trials with an ensemble ls-svr. *medRxiv*, 2020.
- [58] Youran Qi and Qi Tang. Predicting phase 3 clinical trial results by modeling phase 2 clinical trial subject level data using deep learning. In *Machine Learning for Healthcare Conference*, pages 288–303. PMLR, 2019.
- [59] Kien Wei Siah, Nicholas W Kelley, Steffen Ballerstedt, Björn Holzhauer, Tianmeng Lyu, David Mettler, Sophie Sun, Simon Wandel, Yang Zhong, Bin Zhou, et al. Predicting drug approvals: the novartis data science and artificial intelligence challenge. *Patterns*, 2(8):100312, 2021.
- [60] Tianfan Fu, Kexin Huang, Cao Xiao, Lucas M Glass, and Jimeng Sun. Hint: Hierarchical interaction network for clinical-trial-outcome predictions. *Patterns*, 3(4):100445, 2022.
- [61] Xiong Liu, Cheng Shi, Uday Deore, Yingbo Wang, Myah Tran, Iya Khalil, and Murthy Devarakonda. A scalable ai approach for clinical trial cohort optimization. In *Joint European Conference on Machine Learning and Knowledge Discovery in Databases*, pages 479–489. Springer, 2021.
- [62] Ruishan Liu, Shemra Rizzo, Samuel Whipple, Navdeep Pal, Arturo Lopez Pineda, Michael Lu, Brandon Arneri, Ying Lu, William Capra, Ryan Copping, et al. Evaluating eligibility criteria of oncology trials using real-world data and ai. *Nature*, 592(7855):629–633, 2021.
- [63] Jie Xu, Hao Zhang, Hansi Zhang, Jiang Bian, and Fei Wang. Machine learning enabled subgroup analysis with real-world data to inform better clinical trial design. *medRxiv*, 2021.
- [64] James R Rogers, Jovana Pavisic, Casey N Ta, Cong Liu, Ali Soroush, Ying Kuen Cheung, George Hripcsak, and Chunhua Weng. Leveraging electronic health record data for clinical trial planning by assessing eligibility criteria’s impact on patient count and safety. *Journal of Biomedical Informatics*, 127:104032, 2022.
- [65] Fei Tao, Meng Zhang, and Andrew Yeh Chris Nee. *Digital*

- twin driven smart manufacturing*. Academic Press, 2019.
- [66] Reinhard Laubenbacher, Anna Niarakis, Tomas Helikar, G An, B Shapiro, RS Malik-Sheriff, TJ Segó, A Knapp, P Macklin, and JA Glazier. Building digital twins of the human immune system: toward a roadmap. *npj Digital Medicine*, 5(1):1–5, 2022.
- [67] Stephen Ferguson. Apollo 13: The first digital twin, Apr 2020. URL <https://blogs.sw.siemens.com/simcenter/apollo-13-the-first-digital-twin/>.
- [68] Guy Fagherazzi et al. Deep digital phenotyping and digital twins for precision health: time to dig deeper. *Journal of Medical Internet Research*, 22(3):e16770, 2020.
- [69] Barbara Rita Barricelli, Elena Casiraghi, and Daniela Fogli. A survey on digital twin: Definitions, characteristics, applications, and design implications. *IEEE access*, 7:167653–167671, 2019.
- [70] Isabel Voigt, Hernan Inojosa, Anja Dillenseger, Rocco Haase, Katja Akgün, and Tjalf Ziemssen. Digital twins for multiple sclerosis. *Frontiers in immunology*, 12:669811, 2021.
- [71] Jorge Corral-Acero, Francesca Margara, Maciej Marciniak, Cristobal Rodero, Filip Loncaric, Yingjing Feng, Andrew Gilbert, Joao F Fernandes, Hassaan A Bukhari, Ali Wajdan, et al. The ‘digital twin’ to enable the vision of precision cardiology. *European heart journal*, 41(48):4556–4564, 2020.
- [72] Geoffrey E Hinton. A practical guide to training restricted boltzmann machines. In *Neural networks: Tricks of the trade*, pages 599–619. Springer, 2012.
- [73] Joseph S Lombardo and Linda J Moniz. A method for generation and distribution of synthetic medical record data for evaluation of disease-monitoring systems. *Johns Hopkins APL Technical Digest*, 27(4):356, 2008.
- [74] Anna L Buczak, Steven Babin, and Linda Moniz. Data-driven approach for creating synthetic electronic medical records. *BMC Medical Informatics and Decision Making*, 10(1):1–28, 2010.
- [75] Scott McLachlan, Kudakwashe Dube, and Thomas Gallagher. Using the caremap with health incidents statistics for generating the realistic synthetic electronic healthcare record. In *IEEE International Conference on Healthcare Informatics*, pages 439–448. IEEE, 2016.
- [76] Diederik P Kingma and Max Welling. Auto-encoding variational bayes. *arXiv preprint arXiv:1312.6114*, 2013.
- [77] Ian Goodfellow, Jean Pouget-Abadie, Mehdi Mirza, Bing Xu, David Warde-Farley, Sherjil Ozair, Aaron Courville, and Yoshua Bengio. Generative adversarial nets. *Advances in Neural Information Processing Systems*, 27, 2014.
- [78] Ishaan Gulrajani, Faruk Ahmed, Martin Arjovsky, Vincent Dumoulin, and Aaron C Courville. Improved training of wasserstein gans. *Advances in neural information processing systems*, 30, 2017.
- [79] R Devon Hjelm, Athul Paul Jacob, Tong Che, Adam Trischler, Kyunghyun Cho, and Yoshua Bengio. Boundary-seeking generative adversarial networks. *arXiv preprint arXiv:1702.08431*, 2017.
- [80] Siddharth Biswal, Peiyi Zhuang, Ayis Pyrros, Nasir Siddiqui, Sanmi Koyejo, and Jimeng Sun. EMIXER: End-to-end multimodal x-ray generation via self-supervision. 2022.
- [81] Claudio Cobelli, Eric Renard, and Boris Kovatchev. Artificial pancreas: past, present, future. *Diabetes*, 60(11):2672–2682, 2011.
- [82] David M Eddy and Leonard Schlessinger. Validation of the archimedes diabetes model. *Diabetes care*, 26(11):3102–3110, 2003.
- [83] J Geoffrey Chase, Geoffrey M Shaw, Thomas Lotz, Aaron LeCompte, Jason Wong, Jessica Lin, Timothy Lonergan, Michael Willacy, and Christopher E Hann. Model-based insulin and nutrition administration for tight glycaemic control in critical care. *Current drug delivery*, 4(4):283–296, 2007.
- [84] J Geoffrey Chase, Fatanah Suhaimi, Sophie Penning, Jean-Charles Preiser, Aaron J Le Compte, Jessica Lin, Christopher G Pretty, Geoffrey M Shaw, Katherine T Moorhead, and Thomas Desaive. Validation of a model-based virtual trials method for tight glycaemic control in intensive care. *Biomedical engineering online*, 9(1):1–18, 2010.
- [85] Jennifer L Dickson, Kent W Stewart, Christopher G Pretty, Marine Flechet, Thomas Desaive, Sophie Penning, Bernard C Lambermont, Balázs Benyó, Geoffrey M Shaw, and J Geoffrey Chase. Generalisability of a virtual trials method for glycaemic control in intensive care. *IEEE transactions on biomedical engineering*, 65(7):1543–1553, 2017.
- [86] Daniel Cook, Babatunde A Ogunnaike, and Rajanikanth Vadigepalli. Systems analysis of non-parenchymal cell modulation of liver repair across multiple regeneration modes. *BMC systems biology*, 9(1):1–24, 2015.
- [87] Nico Westerhof, Jan-Willem Lankhaar, and Berend E Westerhof. The arterial windkessel. *Medical & biological engineering & computing*, 47(2):131–141, 2009.
- [88] J Wong, SERDAR Göktepe, and E Kuhl. Computational modeling of chemo-electro-mechanical coupling: a novel implicit monolithic finite element approach. *International journal for numerical methods in biomedical engineering*, 29(10):1104–1133, 2013.
- [89] Lawrence M Friedman, Curt D Furberg, David L DeMets, David M Reboussin, and Christopher B Granger. *Fundamentals of clinical trials*. Springer, 2015.
- [90] Johann de Jong, Ioana Cutcutache, Matthew Page, Sami Elmoufti, Cynthia Dilley, Holger Fröhlich, and Martin Armstrong. Towards realizing the vision of precision medicine: Ai based prediction of clinical drug response. *Brain*, 144(6):1738–1750, 2021.
- [91] Ashish Vaswani, Noam Shazeer, Niki Parmar, Jakob Uszkoreit, Llion Jones, Aidan N Gomez, Lukasz Kaiser, and Illia Polosukhin. Attention is all you need. *Advances in Neural Information Processing Systems*, 30, 2017.
- [92] Edward Choi, Andy Schuetz, Walter F Stewart, and Jimeng Sun. Using recurrent neural network models for early detection of heart failure onset. *J. Am. Med. Inform. Assoc.*, 24(2):361–370, March 2017.
- [93] Alistair EW Johnson, Tom J Pollard, Lu Shen, Li-wei H Lehman, Mengling Feng, Mohammad Ghassemi, Benjamin Moody, Peter Szolovits, Leo Anthony Celi, and Roger G Mark. Mimic-iii, a freely accessible critical care database. *Scientific data*, 3(1):1–9, 2016.
- [94] Edward S Kim, David Bernstein, Susan G Hilsenbeck, Christine H Chung, Adam P Dicker, Jennifer L Ersek, Steven Stein, Fadlo R Khuri, Earle Burgess, Kelly Hunt, et al. Modernizing eligibility criteria for molecularly driven trials. *Journal of Clinical Oncology*, 33(25):2815–2820, 2015.
- [95] Wengong Jin, Regina Barzilay, and Tommi Jaakkola. Junction tree variational autoencoder for molecular graph generation. In *International conference on machine learning*, pages 2323–2332. PMLR, 2018.
- [96] Marcus Woo. An ai boost for clinical trials. *Nature*, 573(7775):S100–S100, 2019.
- [97] Tian Kang, Shaodian Zhang, Youlan Tang, Gregory W Hruby, Alexander Rusanov, Noémie Elhadad, and Chunhua Weng. Eliie: An open-source information extraction system for clinical trial eligibility criteria. *Journal of the American Medical Informatics Association*, 24(6):1062–1071, 2017.
- [98] Jelena Gligorijevic, Djordje Gligorijevic, Martin Pavlovski, Elizabeth Milkovits, Lucas Glass, Kevin Grier, Praveen Vankireddy, and Zoran Obradovic. Optimizing clinical trials recruitment via deep learning. *J. Am. Med. Inform. Assoc.*, 26(11):1195–1202, November 2019.
- [99] Xingyao Zhang, Cao Xiao, Lucas M Glass, and Jimeng Sun. DeepEnroll: Patient-Trial matching with deep embedding and entailment prediction. In *Proceedings of The Web Conference 2020, WWW ’20*, pages 1029–1037, New York, NY, USA, April 2020. Association for Computing Machinery.
- [100] Junyi Gao, Cao Xiao, Lucas M Glass, and Jimeng Sun. COM-

- POSE: Cross-Modal Pseudo-Siamese network for patient trial matching. In *Proceedings of the 26th ACM SIGKDD International Conference on Knowledge Discovery & Data Mining*, pages 803–812. Association for Computing Machinery, New York, NY, USA, August 2020.
- [101] Benjamin E Blass. *Basic principles of drug discovery and development*. Elsevier, 2015.
- [102] Harriette GC Van Spall, Andrew Toren, Alex Kiss, and Robert A Fowler. Eligibility criteria of randomized controlled trials published in high-impact general medical journals: a systematic sampling review. *Jama*, 297(11):1233–1240, 2007.
- [103] Edward S Kim, Suanna S Bruinooge, Samantha Roberts, Gwynn Ison, Nancy U Lin, Lia Gore, Thomas S Uldrick, Stuart M Lichtman, Nancy Roach, Julia A Beaver, et al. Broadening eligibility criteria to make clinical trials more representative: American society of clinical oncology and friends of cancer research joint research statement. *Journal of Clinical Oncology*, 35(33):3737, 2017.
- [104] Jae Hyun Kim, Casey N Ta, Cong Liu, Cynthia Sung, Alex M Butler, Latoya A Stewart, Lyudmila Ena, James R Rogers, Junghwan Lee, Anna Ostropolets, et al. Towards clinical data-driven eligibility criteria optimization for interventional covid-19 clinical trials. *Journal of the American Medical Informatics Association*, 28(1):14–22, 2021.
- [105] Scott M Lundberg and Su-In Lee. A unified approach to interpreting model predictions. *Advances in Neural Information Processing Systems*, 30, 2017.
- [106] Ittai Dayan, Holger R Roth, Aoxiao Zhong, Ahmed Harouni, Amilcare Gentili, Anas Z Abidin, Andrew Liu, Anthony Beardsworth Costa, Bradford J Wood, Chien-Sung Tsai, Chih-Hung Wang, Chun-Nan Hsu, C K Lee, Peiying Ruan, Daguang Xu, Dufan Wu, Eddie Huang, Felipe Campos Kitamura, Griffin Lacey, Gustavo César de Antônio Corradi, Gustavo Nino, Hao-Hsin Shin, Hirofumi Obinata, Hui Ren, Jason C Crane, Jesse Tetreault, Jiahui Guan, John W Garrett, Joshua D Kaggie, Jung Gil Park, Keith Dreyer, Krishna Juluru, Kristopher Kersten, Marcio Aloisio Bezerra Cavalcanti Rockenbach, Marius George Linguraru, Masoom A Haider, Meena AbdelMaseeh, Nicola Rieke, Pablo F Damasceno, Pedro Mario Cruz E Silva, Pochuan Wang, Sheng Xu, Shuichi Kawano, Sira Sriswasdi, Soo Young Park, Thomas M Grist, Varun Buch, Watsamon Jantarabenjakul, Weichung Wang, Won Young Tak, Xiang Li, Xihong Lin, Young Joon Kwon, Abood Quraini, Andrew Feng, Andrew N Priest, Baris Turkbey, Benjamin Glicksberg, Bernardo Bizzo, Byung Seok Kim, Carlos Tor-Díez, Chia-Cheng Lee, Chia-Jung Hsu, Chin Lin, Chiu-Ling Lai, Christopher P Hess, Colin Compas, Deepksha Bhatia, Eric K Oermann, Evan Leibovitz, Hisashi Sasaki, Hitoshi Mori, Isaac Yang, Jae Ho Sohn, Krishna Nand Keshava Murthy, Li-Chen Fu, Matheus Ribeiro Furtado de Mendonça, Mike Fralick, Min Kyu Kang, Mohammad Adil, Natalie Gangai, Peerapon Vateekul, Pierre Elnajar, Sarah Hickman, Sharmila Majumdar, Shelley L McLeod, Sheridan Reed, Stefan Gräf, Stephanie Harmon, Tatsuya Kodama, Thanyawee Puthanakit, Tony Mazzulli, Vitor Lima de Lavor, Yothin Rakvongthai, Yu Rim Lee, Yuhong Wen, Fiona J Gilbert, Mona G Flores, and Quanzheng Li. Federated learning for predicting clinical outcomes in patients with COVID-19. *Nat. Med.*, 27(10):1735–1743, October 2021.