

ORIGINAL ARTICLE

Investigation of the influence of single particle oscillations on the transport properties of dense plasma

S.K. Kodanova^{1,2} | M.K. Issanova^{*1,2} | G.K. Omiraliyeva² | T.S. Ramazanov²

¹Institute of Applied Sciences and IT, 40-48 Shashkin str., 050038 Almaty, Kazakhstan

²Institute for Experimental and Theoretical Physics, Al-Farabi Kazakh National University, 71 Al-Farabi ave., 050040 Almaty, Kazakhstan

Correspondence

*M.K. Issanova. Email: issanova@physics.kz

Transport properties of the ionic component of dense plasmas are investigated on the basis of effective potentials taking into account the presence of an external alternating electrical (laser) field. The latter generates single particle oscillations of electrons and significantly changes the screening of the test charge in plasma. Therefore, transport coefficients become non-monotonic function of the oscillation frequency. The results for the diffusion and viscosity coefficients are presented. These transport coefficients are computed using the generalized Coulomb logarithm within the Chapman-Enskog model for the fluid description. It was revealed that the oscillation of the electrons in the alternating external field with the frequency $\omega \gtrsim 2\omega_p$ (with ω_p being plasma frequency) results in the significant reduction of the ionic diffusion and viscosity coefficients. In contrast, at $\omega \lesssim \omega_p$, the ionic diffusion and viscosity coefficients are larger compared to the case without the external field impact.

KEYWORDS:

dense plasma, effective potentials, transport properties, oscillations, plasma frequency

1 | INTRODUCTION

Dense non-ideal plasma physics is relevant for a number of applications such as inertial confinement fusion, laboratory astrophysics, and warm dense matter. Therefore, dense non-ideal plasmas have the fundamental importance and relevance for the application in the development of new technology. The latter primarily concerns laser and ion beams induced inertial confinement fusion^[1,2]. In this regard, the study and quantifying of the transport and dynamic properties of dense plasmas is of high importance^[3–5].

Transport properties of the ionic component of dense plasmas can be computed directly from molecular dynamics simulation^[34]. Other approach is based on the solution of the kinetic equations^[87]. For that one needs to deal with the collision integral, which contains a logarithmically divergent integral over an impact parameter. This divergent integral is commonly replaced by the Coulomb logarithm with the limited integration range defined by physically motivated arguments, e.g. screening^[6,7]. Recently, Baalrud and Daligault^[18,20] have developed the extension of the Coulomb logarithm based approach to the regime of strong coupling with the accuracy close to the molecular dynamics simulations results.

In previous works, within binary scattering approximation, various transport properties of dense plasmas with weakly degenerate electrons have been investigated using effective (screened) potential approach^[11–16,18,20]. These investigations were limited to the equilibrium state. However, recently it was shown that the presence of the flux of electrons relative to ions leads to the creation of the wake field, which creates effective ion-ion attraction regions^[24–26]. This phenomena is captured by the use of the dynamically screened dielectric function $\epsilon(k, \Omega = \vec{k} \cdot \vec{v})$ instead of the static version $\epsilon(k, \Omega = 0)$, where \vec{v} is the velocity of the electronic flux relative to an ion.

Similarly, the presence of the external alternating electrical field (laser field) leads to the break of the ordinary monotonic screening picture of the test charge in plasmas. This was demonstrated and taken into account for the computation of the electronic transport characteristics by Mulser et al.^[9,10]. Essentially, an external field induces single particle oscillations with the frequency of the external field ω . Therefore, screening cannot be described by the static dielectric function $\epsilon(k, \Omega = 0)$, but must be treated using dynamic dielectric function $\epsilon(k, \Omega = \omega)$. The screened ion potential taking into account the latter fact was derived by Moldabekov et al.^[17]. In this work we extend the investigation of the transport properties of ions in dense plasmas using screened potential by Moldabekov et al.^[17].

To study the transport properties of dense plasma, the potential obtained in Ref.^[17] is used in combination with the method for calculating transport properties developed in Refs.^[18,20]. First of all, the screened ion potential is used to compute the scattering cross sections describing ion-ion binary collisions. Then, the cross sections are used to calculate the generalized Coulomb logarithm introduced by Baalrud and Daligault^[18,20]. This allows to find the ionic diffusion and viscosity coefficients as derived for Chapman-Enskog fluid description.

We consider two component dense plasma. Conventionally, the plasma state is characterized by the coupling parameter $\Gamma = Z^2 e^2 / a k_B T_i$ and the density parameter $r_s = a_e / a_B$, where Ze is the charge of the ion, k_B is the Boltzmann constant, $a = (3/4\pi n_i)^{1/3}$ is the average distance between ions (with n_i being the ionic number density), $a_e = (3/4\pi n_e)^{1/3}$ is the mean distance between electrons (with $n_e = n_i Z$), a_B is the first Bohr radius, and $T_i(T_e)$ is the temperature of ions (electrons). In this work we consider ionic coupling parameters in the range between $\Gamma = 0.1$ and $\Gamma = 10$ and density parameter $r_s = 1$.

The paper is organized as the following: In Sec. 2 we describe used screened potential; In Sec. 3 the method used to compute transport properties are presented; In Sec. 4 we present and discuss the results of the calculations.

2 | INTERACTION POTENTIAL

Screening effect due to plasma electrons oscillating in an external electrical field was analyzed in Ref.^[17]. It was shown how the oscillations of electrons induced by an external field changes the ion-ion interaction in plasmas. When the frequency of the single particle oscillations larger than the electron-plasma frequency $\omega > \omega_p$ (where $\omega_p = \sqrt{4\pi n_e e^2 / m_e}$), electrons are not able to efficiently participate in the screening of the test charge. Taking into account this effect the effective potential can be written as^[17]

$$\Phi(r) = \frac{Z^2 e^2}{r} \frac{1}{k_s^2 \sqrt{1 + \xi^2}} \left[\left(A^2 - \frac{\omega^2}{\omega_p^2} k_e^2 \right) \cos(rA) + \left(B^2 + \frac{\omega^2}{\omega_p^2} k_e^2 \right) \exp(-rB) \right], \quad (1)$$

where the following notations are introduced:

$$A^2 = \frac{k_s^2}{2} \left(\sqrt{1 + \xi^2} - 1 \right), \quad B^2 = \frac{k_s^2}{2} \left(\sqrt{1 + \xi^2} + 1 \right), \quad \xi = 2 \frac{\omega}{\omega_p} \frac{k_e k_i}{k_s^2}, \quad (2)$$

with the inverse screening length $k_s = 1/\lambda_s$ defined as:

$$k_s^2 = k_e^2 \left(1 - \frac{\omega^2}{\omega_p^2} \right) + k_i^2, \quad (3)$$

here $k_i^{-1} = [(k_B T_i / 4\pi n_i e^2 Z^2) + a^2]^{1/2}$ ^[21] and $k_e^2 = \frac{1}{2} k_{TF}^2 \theta^{1/2} I_{-1/2}(\mu / k_B T)$ are the screening length of ions and electrons, where $I_{-1/2}$ denotes the Fermi integral of order $-1/2$ and μ is the chemical potential of ideal electrons^[28,30]. Note that k_e interpolates between the Debye and Thomas-Fermi expressions in the limits of classical and strongly degenerate regimes, respectively^[27,29]. $I_{-1/2}(\beta\mu)$ can be computed using a simple interpolation function in terms of the electronic degeneracy parameter θ as $I_{-1/2} \simeq 4/(4\theta + 9\theta^3)^{1/2}$ (see Ref.^[32]), where $\theta = k_B T_e / E_F$ with E_F being the Fermi energy of electrons. Thus, k_s depends on the frequency ω of the external field and on the plasma parameters.

If the frequency of the single particle oscillations is less than the electron-plasma frequency $\omega < \omega_p$, the equation (1) remains correct if $k_i^2 > k_e^2 \left(1 - \frac{\omega^2}{\omega_p^2} \right)$. Otherwise, if $k_i^2 < k_e^2 \left(1 - \frac{\omega^2}{\omega_p^2} \right)$, the potential of the test charge at $\omega > \omega_p$ reads^[17]:

$$\Phi(r) = \frac{Z_i Z_j e^2}{r} \frac{1}{k_s^2 \sqrt{1 + \xi^2}} \left[\left(B^2 - \frac{\omega^2}{\omega_p^2} k_e^2 \right) \cos(rB) + \left(A^2 + \frac{\omega^2}{\omega_p^2} k_e^2 \right) \exp(-rA) \right], \quad (4)$$

where in coefficients A and B , the parameter k_s^2 must be replaced by $k_s^2 = k_e^2 \left(\frac{\omega^2}{\omega_p^2} - 1 \right) - k_i^2$.

The screened potentials (1) and (4) are derived considering weak electron-ion coupling (so that plasma is fully or highly ionized), non-relativistic electrons with velocity $v \ll c$ (where c stands for the light speed), and it is assumed that the electron distribution function is not distorted and there are no instabilities. Moreover, electrons are considered to be thermal meaning that thermalization must be faster than heating. This is the case when $I[W\text{cm}^{-2}]\lambda^2[\mu\text{m}] < 10^{14}$, where I is the external alternating field intensity, and λ is it's wave length^[33]. Additionally, the oscillation of ions in the external field of the laser is neglected since $m_i \gg m_e$.

3 | TRANSPORT COEFFICIENTS

In the Chapman-Enskog theory, transport coefficients are defined by the collision integrals^[19]. The diffusion and viscosity coefficients are determined by collision integrals as the following^[18,20,22]:

$$D_{ij} = \frac{3}{16} \frac{k_B T}{n \mu_{ij} \Omega_{ij}^{(1,1)}}, \quad \eta_{ij} = \frac{5}{8} \frac{k_B T}{\Omega_{ij}^{(2,2)}}. \quad (5)$$

where collision integrals read:

$$\Omega_{ij}^{(l,k)} = \left(\frac{k_B T}{\pi \mu_{ij}} \right)^{1/2} \int_0^\infty d\zeta \zeta^{2k+3} e^{-\zeta^2} \sigma_{ij}^{(l)}. \quad (6)$$

with $\mu_{ij} = m_i m_j / (m_i + m_j)$ being reduced mass and $\zeta^2 = \mu_{ij} v^2 / 2 k_B T$.

The l^{th} momentum-transfer cross section is computed using the scattering angle of the binary collision as:

$$\sigma_{ij}^{(l)} = 2\pi \int_0^\infty db b [1 - \cos^{(l)} \Theta(b, \zeta)]. \quad (7)$$

The scattering angle is found using^[36]

$$\Theta = \pi - 2b \int_{r_0}^\infty \frac{dr}{r^2 \sqrt{1 - \left(\frac{b}{r}\right)^2 - \frac{2}{\mu_{ij} v^2} \Phi(r)}}. \quad (8)$$

in which r_0 is the distance of closest approach, determined from the largest root of the denominator in Eq.(8), b is the impact parameter of the collision, $\Phi(r)$ is the effective interaction potential, which was described in section II.

Based on Eq. (6), the Coulomb logarithm associated with the (l,k) collision integral is defined as

$$\Xi_{ij}^{(l,k)} = \frac{1}{2} \int_0^\infty d\zeta \zeta^{2k+3} e^{-\zeta^2} \sigma_{ij}^{(l)}, \quad (9)$$

In the following we present results for the reduced (dimensionless) diffusion and viscosity coefficients:

$$D^* = \frac{\sqrt{\pi/3}}{\Gamma^{5/2} \Xi_{ij}^{(1,1)}}, \quad \eta^* = \frac{5\sqrt{\pi}}{3\sqrt{3} \Gamma^{5/2} \Xi_{ij}^{(2,2)}}. \quad (10)$$

where $D^* = D/(a^2 \omega_p)$ and $\eta^* = \eta/(m n \omega_p a^2)$. Note that in Eq. (10) we have dropped subscript ij since we consider only one type of ions.

4 | RESULTS AND DISCUSSION

4.1 | Diffusion coefficients

Fig. 1 a) shows the Coulomb logarithm $\Xi^{(1,1)}$ for the ion-ion interaction as a function of ω/ω_p in the case $r_s = 1$ for different values of Γ . Red color indicates $\Gamma = 0.5$ and blue color corresponds to $\Gamma = 1$. The solid line corresponds to the effective potential, the dashed and dash-dotted lines correspond to the Debye potential. In addition to potentials (1) (for $\omega > \omega_p$) and

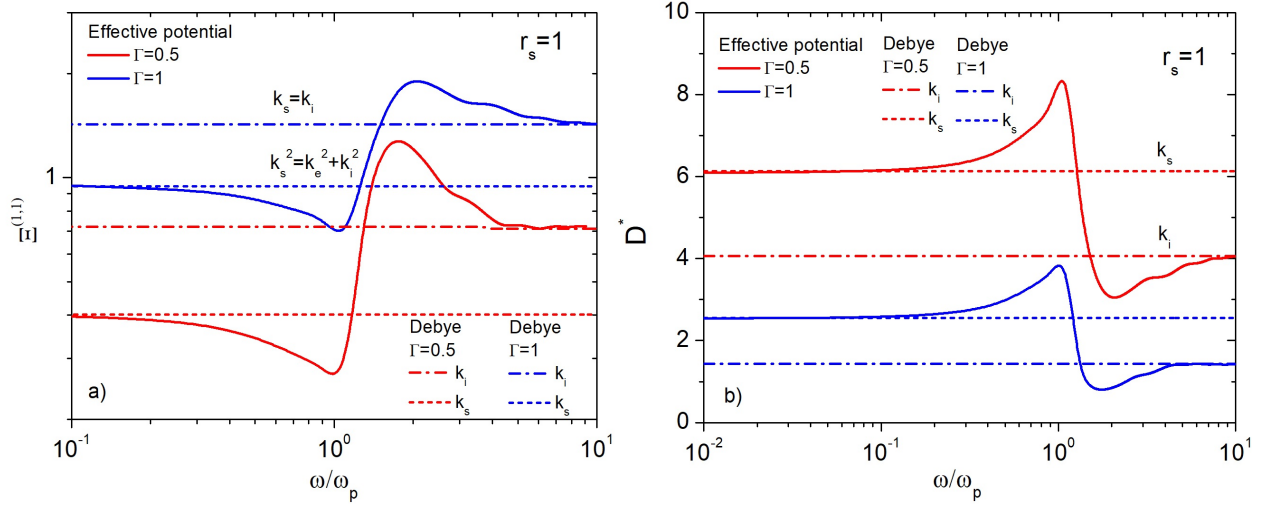


FIGURE 1 The Coulomb logarithm $\Xi^{(1,1)}$ (a) and diffusion coefficient (b) of ions as the function of ω/ω_p for different values of Γ .

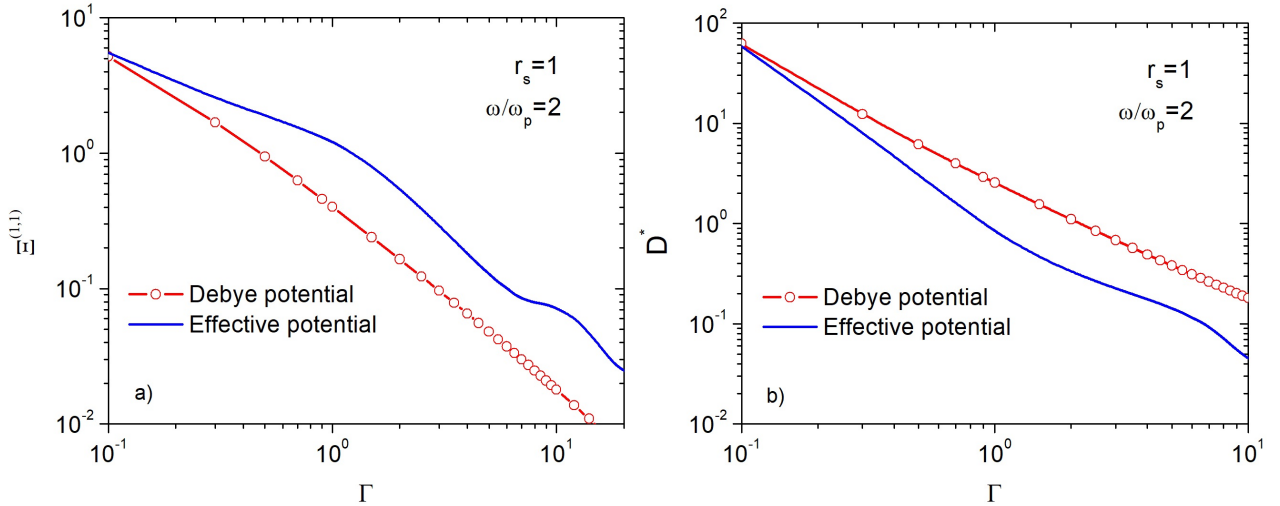


FIGURE 2 The Coulomb logarithm $\Xi^{(1,1)}$ (a) and diffusion coefficient (b) of ions as the function of the coupling parameter Γ at $\omega/\omega_p = 2$ and $r_s = 1$.

(4) (for $\omega < \omega_p$), we have computed results based on the Debye potential with two different screening lengths. For the Debye potential we used screening length $\lambda_{TCP} = k_s^{-1}$ of the two component plasmas (TCP) [as defined in Eq. (3) by setting $\omega = 0$] and the screening length $\lambda_{OCP} = k_i^{-1}$ of the one competent plasmas (OCP). In the latter case the screening is due to ions only. The results for the Debye potential with λ_{TCP} is given by dashed lines in Fig. 1. The results for the Debye potential with λ_{OCP} is given by dash-dotted lines in Fig. 1. By comparing λ_{TCP} and λ_{OCP} based data, we see that the Coulomb logarithm is smaller when λ_{TCP} is used compared to the case when λ_{OCP} is used. It is clear that stronger screening in TCP leads to the smaller collision frequency and to the reduction of the Coulomb logarithm compared to OCP model. Now, we look at the results computed using potentials (1) (for $\omega > \omega_p$) and (4) (for $\omega < \omega_p$). At $\omega \ll \omega_p$, the values of $\Xi^{(1,1)}$ tends to the TCP results computed using the Debye potential. In this case the external field does not disturb screening cloud around ions and the results are close to the data based on the Debye potential of the TCP. In contrast, in the limit $\omega \gg \omega_p$, the values of $\Xi^{(1,1)}$ tends to the results computed using OCP model based on the Debye potential with λ_{OCP} . In this limit, the oscillation of electrons in the field of the external field prevents electrons from participating in the screening of the ion charge. In between two limits, $\omega \ll \omega_p$ and $\omega \gg \omega_p$, we

observe non-monotonic behavior with minimum at $\omega \simeq \omega_p$ and maximum close to $\omega \simeq 2\omega_p$. This is the result of the oscillatory decaying character of effective potentials (1) and (4).

Fig. 1 b) presents the reduced diffusion coefficients as the function of ω/ω_p in the case $r_s = 1$ for different values of Γ . The diffusion coefficients computed using the Coulomb logarithm $\Xi^{(1,1)}$. Since $D \sim \frac{1}{\Xi^{(1,1)}}$, the behavior of the diffusion coefficient is explained by the behavior the Coulomb logarithm $\Xi^{(1,1)}$. In the limit $\omega \ll \omega_p$, the values of the diffusion coefficient tends from above to the TCP results computed using the Debye potential. In the limit $\omega \gg \omega_p$, the values of the diffusion coefficient tends from below to the results computed using the Debye potential with screening length λ_{OCP} . The diffusion coefficient has maximum at $\omega \simeq \omega_p$ and minimum close to $\omega \simeq 2\omega_p$. The increase in Γ from 0.5 to 1.0 results in the decrease in the diffusion coefficient in agreement with earlier studies based on the Debye potential (e.g. see Ref. [35]).

In general, an external field with $\omega < \omega_p$ is not able to penetrate deep into plasma (skin effect). Therefore, from practical point of view, the case $\omega > \omega_p$ is more relevant. Fig. 2 a) presents the Coulomb logarithm $\Xi^{(1,1)}$ and Fig. 2 b) presents the diffusion coefficient as the function of the coupling parameter Γ at $\omega/\omega_p = 2$ at $r_s = 1$. The results are computed using potential (1) and the Debye potential with the screening length λ_{TCP} . The solid blue line corresponds to the effective potential (1) and the red circles connected with the solid line correspond to the Debye potential. In the considered range of the coupling parameters, the increase in the coupling parameter leads to the decrease of the diffusion coefficient. From Fig. 2 we see that the oscillation of the electrons induced by the external field can lead to a strong reduction of the diffusion coefficient. The difference between results computed using potential (1) and the Debye potential increases with the increase in the coupling parameter. At $\Gamma = 10$, potential (1) gives about five times smaller value of the diffusion coefficient compared to the data computed using the Debye potential.

4.2 | Viscosity coefficients

Fig. 3 a) presents the Coulomb logarithm $\Xi^{(2,2)}$ for the ion-ion interaction as the function of ω/ω_p at $r_s = 1$ for different values of Γ . Fig. 3 b) shows the viscosity coefficient as the function of ω/ω_p at $r_s = 1$ and different values of Γ . The solid line corresponds to the effective potential, the dashed and dash-dotted lines correspond to the Debye potential with the screening length λ_{TCP} and λ_{OCP} , respectively.

The physics of the behavior of the Coulomb logarithm $\Xi^{(2,2)}$ and the viscosity coefficient with the change in ω is the same as for the diffusion coefficient. Both $\Xi^{(2,2)}$ and the viscosity coefficient vary between the Debye potential based TCP and OCP results with the increase of the frequency from $\omega \ll \omega_p$ values to $\omega \gg \omega_p$ regime. A strong non-monotonic behavior takes place between these two limits. The viscosity coefficient has maximum at $\omega \simeq \omega_p$ and has minimum at $1.5\omega_p < \omega \lesssim 2\omega_p$.

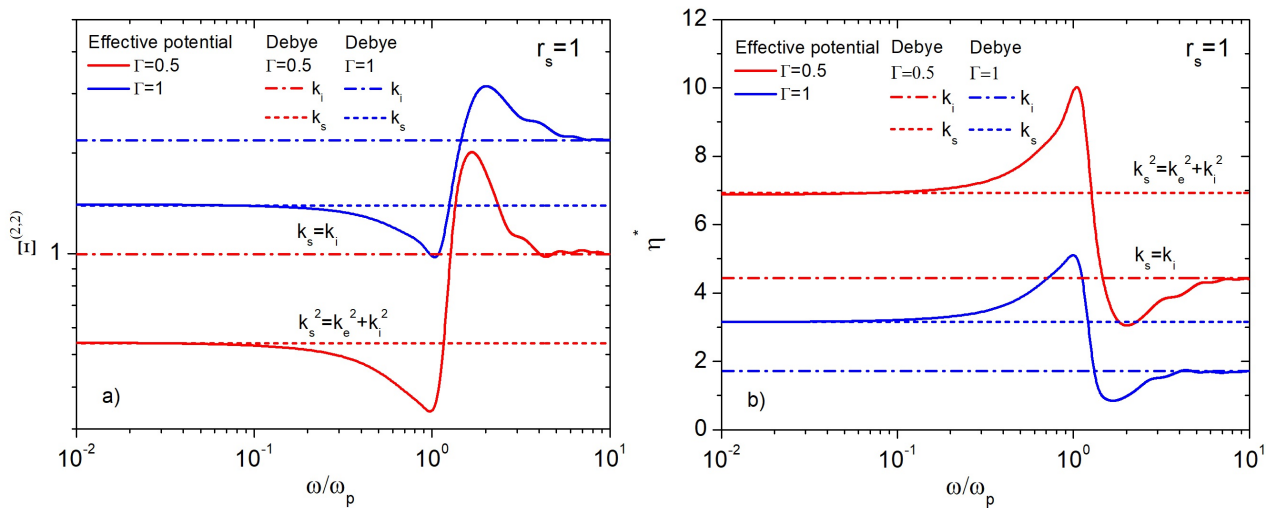


FIGURE 3 The Coulomb logarithm $\Xi^{(2,2)}$ (a) and viscosity coefficient (b) of ions as the function of ω/ω_p for different values of Γ .

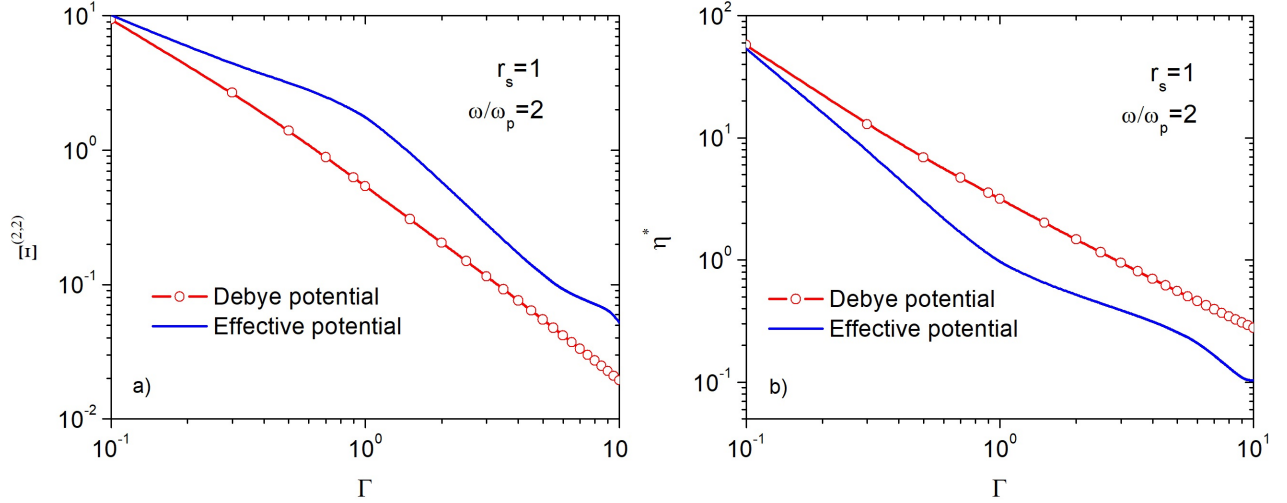


FIGURE 4 The Coulomb logarithm $\Xi^{(2,2)}$ (a) viscosity coefficient (b) of ions as the function of the coupling parameter Γ at $\omega/\omega_p = 2$ and $r_s = 1$.

TABLE 1 The Coulomb logarithm $\Xi^{(1,1)}$ and $\Xi^{(2,2)}$, diffusion and viscosity coefficients of ions as the function of the coupling parameter Γ at $\omega/\omega_p = 2$ and $r_s = 1$.

Γ	$\Xi^{(1,1)}$	D^*	$\Xi^{(2,2)}$	η^*	$\Xi_{Debye}^{(1,1)}$	D_{Debye}^*	$\Xi_{Debye}^{(2,2)}$	η_{Debye}^*
0.1	5.5329	58.4870	10.0602	53.6110	5.1869	62.3878	21.0243	57.5114
1	1.2124	0.8440	1.7567	0.9708	0.4012	2.5504	0.5394	3.1615
2	0.5457	0.3315	0.5800	0.5197	0.1646	1.0989	0.2045	1.4740
4	0.1819	0.1757	0.1697	0.3139	0.0654	0.4889	0.0760	0.7009
6	0.1013	0.1145	0.0921	0.2098	0.0373	0.3110	0.0419	0.4615
8	0.0790	0.0715	0.0715	0.1317	0.0248	0.2279	0.0272	0.3462
9.5	0.0745	0.0493	0.0598	0.1024	0.0193	0.1901	0.0209	0.2926
12	0.0619	0.0331	0.0324	0.1044	0.0137	0.1493	0.0146	0.2339

Fig. 4 a) demonstrates the Coulomb logarithm $\Xi^{(2,2)}$ as the function of the coupling parameter Γ at $\omega/\omega_p = 2$ in the case $r_s = 1$ for different potentials. Fig. 4 b) shows the viscosity coefficient as the function of the coupling parameter Γ at $\omega/\omega_p = 2$ and $r_s = 1$. The solid blue line corresponds to potential (1) and the red circles connected with the solid line correspond to the Debye potential with screening length λ_{TCP} . The increase in Γ leads to the decrease (increase) in the viscosity coefficient (the Coulomb logarithm $\Xi^{(2,2)}$). The difference between the Debye potential based results and the data computed using potential (1) increases with the increase in the coupling parameter. The results for the viscosity coefficient based on potential (1) can be up to 2.5 times smaller compared to the data calculated using the Debye potential. From figures one can see that at small Γ the difference compared to the Debye potential based data is small. At $\Gamma = 0.1$ values the influence of the oscillation of electrons in an external field to the diffusion and viscosity coefficients is negligible.

5 | CONCLUSIONS

We have investigated the effect of the electronic single particle oscillations in the external field on the diffusion and viscosity of the ionic component of dense plasmas. It is found that when the oscillation frequency is close to the plasma frequency or smaller than the plasma frequency ($\omega \lesssim \omega_p$), the diffusion and viscosity coefficients are larger than those computed for the equilibrium plasmas. In contrast, the oscillation of the electrons in the alternating external field with the frequency $\omega \gtrsim 2\omega_p$ leads to the

significant reduction of the diffusion and viscosity coefficients of ions. The results clearly indicate that an external field can significantly modify the diffusion and viscosity characteristics of plasmas.

ACKNOWLEDGMENTS

This research was funded by the Science Committee of the Ministry of Education and Science of the Republic of Kazakhstan Grant AP09563273.

References

- [1] D. H. H. Hoffmann, A. Blazevic, P. Ni, *Laser and Particle Beams* **2005**, 47, 23.
- [2] D. H. H. Hoffmann, J. Jacoby, W. Laux, *Phys. Rev. Lett.* **1995**, 74, 1550.
- [3] D. O. Gericke, M.S. Murillo, M. Schlages, *Phys. Rev. E* **2002**, 65, 036418.
- [4] K. Chen, S.T. Sullivan, W.G. Rellergert, E.R. Hudson, *Opt. Express*. **2013**, 110, 173003.
- [5] J. Vorberger, D.O. Gericke, *High Energy Density Physics* **2014**, 10, 1.
- [6] R. E. Phillips, C. A. Ordonez, *AIP Advances* **2013**, 3, 072115.
- [7] Y. Chang, C. A. Ordonez, *Phys. Rev. E* **2000**, 62, 8564.
- [8] J. D. Kress, J. S. Cohen, D. A. Horner, F. Lambert, L. A. Collins *Phys. Rev. E* **2010**, 82, 036404.
- [9] P. Mulser, M. Kanapathipillai, *Phys. Rev. E* **2000**, 63, 016406.
- [10] P. Mulser, F. Cornolti, E. Be ´suelle, R. Schneider, *Phys. Rev. E* **2005**, 71, 063201.
- [11] T. S. Ramazanov, S. K. Kodanova, Zh. A. Moldabekov, M. K. Issanova, *Phys. Plasmas* **2013**, 20, 112702.
- [12] T. S. Ramazanov, Zh. A. Moldabekov, M. T. Gabdullin, *Phys. Rev. E* **2015**, 92, 023104.
- [13] T. S. Ramazanov, S. K. Kodanova, M. M. Nurusheva, M. K. Issanova, *Phys. Plasmas* **2021**, 28, 092702.
- [14] S. K. Kodanova, T. S. Ramazanov, M. K. Issanova, G. N. Nigmatova, Zh. A. Moldabekov, *Contrib. Plasma Phys.* **2015**, 55, 271.
- [15] M. K. Issanova, S. K. Kodanova, T. S. Ramazanov, D. H. H. Hoffmann, *Contrib. Plasma Phys.* **2016**, 56, 425 – 431.
- [16] S. K. Kodanova, M. K. Issanova, S.M. Amirov, T. S. Ramazanov, A. Tikhonov, Zh. A. Moldabekov, *Matter and Radiat. at Extremes* **2018**, 3, 40-49.
- [17] T. S. Ramazanov, Zh. A. Moldabekov, M. T. Gabdullin, *Eur. Phys. J. D.* **2018**, 72, 1-8.
- [18] S. D. Baalrud, J. Daligault, *Phys. Plasmas.* **2014**, 21, 055707.
- [19] S. Chapman, T. Cowling, *Cambridge University* **1970**.
- [20] S. D. Baalrud, J. Daligault, *Phys.Rev.Lett.* **2013**, 110, 235001.
- [21] L.G. Stanton, M.S. Murillo, *Phys.Rev.E* **2016**, 93, 043203.
- [22] L.G. Stanton, M.S. Murillo, *Phys.Rev.E* **2016**, 93, 043203.
- [23] J. Daligault, J. Rasmussen, S. D. Baalrud, *Phys.Rev.E* **2014**, 90, 105.
- [24] Zh. Moldabekov, P. Ludwig, M. Bonitz, T. Ramazanov, *Phys.Rev.E* **2015**, 91, 023102.

- [25] Zh. Moldabekov, P. Ludwig, J.-P. Joost, M. Bonitz, T. Ramazanov, *Contrib. to Plasma Phys.* **2015**, 55, 186-191.
- [26] Zh. Moldabekov, P. Ludwig, M. Bonitz, T. Ramazanov, *Contrib. to Plasma Phys.* **2016**, 56, 442-447.
- [27] Zh. Moldabekov, M. Bonitz, T. Ramazanov, *Phys. of Plasmas* **2018**, 25, 031903.
- [28] Zh. Moldabekov, T. Dornheim, T. Ramazanov, *Contrib. to Plasma Phys.* **2020**, *n/a*, e202000176.
- [29] Zh. Moldabekov, M. Bonitz, T. Ramazanov, *Contrib. to Plasma Phys.* **2017**, 57, 499-505.
- [30] Zh. Moldabekov, P. Ludwig, T. Schoof, M. Bonitz, T. Ramazanov, *Phys. of Plasmas* **2015**, 22, 102104.
- [31] P. Hamann, T. Dornheim, J. Vorberger, Zh.A. Moldabekov, M. Bonitz, *Phys. Rev. B* **2020**, 18, 125150.
- [32] N.R. Arista, W. Brandt, *Phys. Rev. A* **1984**, 29, 1471-1480.
- [33] S. Atzeni and J. Meyer-ter-Vehn, *The Physics of Inertial Fusion*, Oxford University Press, Oxford **2004**, **2009**.
- [34] J.-P. Hansen and I.R. McDonald, *Theory of Simple Liquids*, Academic Press, Oxford **2006**.
- [35] K. N. Dzhumagulova, T.S. Ramazanov, R.U. Masheeva, *Phys. of Plasmas* **2013**, 20, 113702.
- [36] L.D. Landau and E.M. Lifshitz *Course of theoretical physics*, Butterworth-Heinemann, Oxford **1976**.

How to cite this article: Kodanova S.K., Issanova M.K., Omiraliyeva G.K., Ramazanov T.S. (2022), Influence of the ion core on relaxation processes in dense plasma, *Contrib. to Plasma Phys.*, 2022;00:1–6.