

A Novel Logic Model and Solution Paradigm of Optimization under Uncertainty

Qifeng Li

Received: date / Accepted: date

Abstract This paper defines a logic model of optimization under uncertainty which optimizes the expectation of a uncertainty-perturbed objective function and subjects to a new type of constraints—the probabilistically robust constraints (PRC). This novel logic model is an alternative to, but more general than, the existing ones like the stochastic, robust, and chance-constrained models. The novelty mainly resides in the newly defined PRC which logically requires that an optimal solution should be feasible to high-probability realizations of the uncertain variables. Given that the existing methods of obtaining deterministic approximations are either inapplicable or inefficient to this new logic model, we propose a novel solution paradigm. First, the logic model is approximated by a data-driven deterministic program following an α -process of the input data (scenario) set. A sufficient condition on the relation between the accuracy of deterministic approximation and the needed number of input scenarios is provided. Second, the concept of strategic scenario selection (S^3) is developed to figure out a limited number of active scenarios as the input to the data-driven deterministic approximation. Three S^3 algorithms are designed for the cases of discrete, continuous, and mixed-integer uncertain variables respectively, which are not sensitive to the continuity of the decision variables. Numerical experiments showed that the S^3 -based data-driven program can accurately approximate the new logic model with low computational complexity.

Keywords Data-driven programming · deterministic · optimization under uncertainty · strategic scenario selection

Qifeng Li
Department of Electrical and Computer Engineering
University of Central Florida, Orlando, FL 32816, USA

1 Introduction

1.1 Formulation of the General Optimization under Uncertainty

Uncertainties exist in the decision-making processes of many engineering systems, for example the optimal power flow problem with renewable generation that is used in Section 5 as a test case. A number of logic models have been developed to mathematically formulate these decision-making processes under uncertainty, such as stochastic (SO) [1], robust (RO) [2], and chance-constrained (CCO) [3] optimization. Given that these optimization models have different logical meanings, they are generally used based on the actual engineering needs (a further explanation on this is given in Subsection 1.2.1).

Being different from the above models, the following new logic model is considered in this paper:

$$\text{GOU:} \quad \min_x \quad f(x, \xi) = f_a(x) + \mathbb{E}[f_b(x, \xi)] \quad (1a)$$

$$\text{s.t.} \quad g(x, \xi) \leq 0, \quad \forall \xi \in \{\xi \in \Xi \mid \mathbb{P}[\xi] \geq \alpha\} \quad (1b)$$

where $x = (x_Z, x_R)$ ($x_Z \in \mathbb{R}^{n_1}$, $x_R \in \mathbb{Z}^{n_2}$, and $n_1 + n_2 = n$) is the vector of (continuous, integer, or mixed continuous and integer) decision variables, $f_a : \mathbb{R}^n \rightarrow \mathbb{R}$, $f_b : \mathbb{R}^{n+r} \rightarrow \mathbb{R}$, and $g : \mathbb{R}^{n+r} \rightarrow \mathbb{R}^m$ are general functions, $\mathbb{P}[\cdot]$ and $\mathbb{E}[\cdot]$ represent probability and expectation respectively. Constraint (1b) indicates that any optimal solution of (1) should be feasible to all realizations of ξ whose joint probabilities are equal to or higher than α . Without loss of generality, only inequality constraints are considered in (1b) since there are explicit and inexplicit methods of equivalently representing equations as inequations. In this paper, the logic model (1) is called general optimization under uncertainty (GOU) while constraint (1b) is called *probabilistically robust constraint* (PRC).

The vector of uncertainties $\xi = (\xi_Z, \xi_R)$ ($\xi_Z \in \mathbb{Z}^{r_1}$, $\xi_R \in \mathbb{R}^{r_2}$, and $r_1 + r_2 = r$) follows certain probability distributions (PD):

$$\mathbb{P}[\xi_i] = p_i(\xi_i), \quad \xi \in \Xi, \quad i = 1, \dots, r \quad (2)$$

where $p_i : \mathbb{R}/\mathbb{Z} \rightarrow [0, 1]$, and Ξ is the support set of ξ . Here, p_i ($i = 1, \dots, r$) is a single function or a set of functions which is referred to as ambiguity set. The PD functions p_i may be unknown. In the context of the logic model (1), we consider a realization $\tilde{\xi}$ of ξ a *high-probability* realization if its joint probability

$$\mathbb{P}[\hat{\xi}] = \prod_{i=1}^r p_i(\hat{\xi}_i) \geq \alpha, \quad (3)$$

where $\alpha > 0$. Given a set of historical measurements (realizations) of ξ which are assumed to be independent and identically distributed (i.i.d.), Subsection 3.1 shows how to calculate the probability of a scenario for integer, continuous, and mixed-integer cases.

In other words, the logical interpretation of constraint (1b) can be that an optimal solution of **GOU** should be feasible to all high-probability realizations of ξ . This paper investigates feasible **GOU** problems. Namely, the analysis throughout the whole paper is based on a premise that **GOU** problem is feasible. A discussion on the feasibility of **GOU** is given in section 2.1.

1.2 Problem Statements

1.2.1 Limitations of existing logic models

As mentioned at the beginning of Subsection 1.1, there exist some logic models for optimization under uncertainty for which different researchers may have different names. For clarity, we consider SO, RO, and CCO have the following standard forms respectively in this paper:

$$\min_x f_a(x) + \mathbb{E}[f_b(x, \xi)] \quad \text{s.t. } g(x) \leq 0 \quad (4a)$$

$$\min_x f_a(x) \quad \text{s.t. } g(x, \xi) \leq 0 \ (\forall \xi) \quad (4b)$$

$$\min_x f_a(x) \quad \text{s.t. } \mathbb{P}[g(x, \xi) \leq 0] \geq 1 - \beta, \quad (4c)$$

where $\xi \in \Xi$ follows the PDs indicated in (2), and (4c) can be joint or separate chance constraints [4] (i.e., $\mathbb{P}[g_j(x, \xi) \leq 0, (j = 1, \dots, m)] \geq 1 - \beta$, or $\mathbb{P}[g_j(x, \xi) \leq 0] \geq 1 - \beta (j = 1, \dots, m)$). We consider that \mathbb{E} , \forall , and \mathbb{P} are the labels of SO, RO, and CCO, respectively. While the case that $p_i (i = 1, \dots, r)$ is a single function has been studied for decades, researchers have an increasing interest in investigating the case that $\xi_i (i = 1, \dots, r)$ follows a ambiguity set rather than a single PD function in the most recent decade. Under such a setting, they gave the (4a) and (4c) new names of distributionally robust optimization and data-driven chance constrained program, respectively [5].

Logically, model (4a) optimizes the expectation of a uncertainty-perturbed objective function subject to some certain constraints without considering the impacts of the uncertain variables ξ on the constraints. Some references did model constraints as expectations which, however, is not usual. The logical meaning of the robust constraint in (4b) (or called worst-case constraint for monotone problems) is that its optimal solutions should be feasible to all possible realizations of $\xi \in \Xi$. Nevertheless, this could be too costly or even impossible for engineering systems [6]. Being less restrictive than the robust constraints, the chance-constraint in model (4c) denotes that the probability of event $g(x_{(4c)}^*, \xi) \leq 0$ should not be less than $(1 - \beta)$, where $x_{(4c)}^*$ is the optimal solution. Such a logical meaning is clear but brings challenges to the solution process given that it's not always easy to mathematically quantify the probability of constraint violations (as elaborated in Subsection 2.1). Given the limitations of the existing logic models, we proposed a new one—the **GOU** (1). It can be observed that **GOU** model has the same objective function as the standard SO while the PRC (1b) can be considered as a combination of the

robust constraint in (4b) and the chance-constraint in (4c). More properties of PRC can be found in Section 2.

1.2.2 Limited applicability of the existing solution paradigms

Formulations in (1) and (4) are logic models of optimization under uncertainty which can not be directly solved by mature optimization algorithms (e.g., interior-point, quasi-Newton, and conjugate gradient [7]) or computer solvers that are based on these algorithms (e.g., Knitro, Gurobi, and Mosek [8]). In most of the solution processes, a critical step is converting the logic models into their deterministic approximations, i.e. linear, nonlinear, or integer programs. Inspired by the widely adopted term “convexification” in the optimization field, which refers to the process of converting or approximating non-convex problems into convex ones, we define a verb “determinisfy” to refer to convert a logic model into its deterministic approximations, and the term “deterministication” to refer to the process of determinisfying. There are basically two factors that determines the quality of deterministication: accuracy and computational tractability.

To sum up, the key of effectively solving an optimization problem under uncertainty lies in obtaining an accurate but computationally-cheap deterministic approximation. In the past decades, a number of deterministication methods have been developed for solving SO, RO, and CCO, respectively, which can be classified into two categories, i.e., scenario-based and non-scenario methods. A review of these deterministication methods is given in Subsection 2.2. However, given that **GOU** in (1) is a newly defined logic model of optimization under uncertainty, only a few of the existing deterministication methods are applicable to **GOU** according to the review. Unfortunately, the limited number of existing methods that can be applied to solve **GOU** are not necessarily to be computationally effective. Therefore, a new deterministication method for **GOU** is needed.

1.3 Contributions

The main contributions of this paper are summarized as follows:

1. Defining of a new type of logic model for optimization problems under uncertainty, i.e., **GOU**. Its novelty resides in the proposed PRC in (1b) which has a clearer physical meaning for engineering systems as detailed in Section 2.
2. Developing a novel solution paradigm for this new type of problems (1) which consists of data-driven deterministication (D^3) and strategic scenario selection (S^3).
3. The proposed D^3 component obtains the deterministic approximations of **GOU**s using historical measurements of the uncertain variable ξ (see more details in Section 3). A sufficient condition on the accuracy of D^3 for the continuous **GOU**s is provided in Section 5.

4. The proposed S^3 algorithms, which are not sensitive to the problem's discreteness, help reduce the computational burden without significantly impacting the accuracy of solutions as detailed in Section 4.

In a numerical experiment presented in Section 6, the proposed methods are applied to solve a fundamental optimization problem in electric power systems—the optimal power flow with renewable generation (OPFRG).

2 A New Logic Model of Optimization Under Uncertainty

What makes **GOU** new is the probabilistically robust constraint (PRC) in (1b). This section focuses on revealing more properties of this new type of uncertainty-perturbed constraints.

2.1 Feasibility and Advantages of Probabilistically Robust Constraints

The PRC logically means that an optimal solution of **GOU** should be feasible to all high-probability realizations (whose joint probabilities are not less than α). Let x_{GOU}^* and x_{CCO}^* denote the optimal solutions of **GOU** and CCO (4c) respectively, and $\hat{\xi}$ be an arbitrarily realization of ξ , the logical means of the PRC and the conventional chance-constraint (CCC) in (4c) are compared in what follows:

- *PRC*: $g(x_{\text{GOU}}^*, \hat{\xi}) \leq 0$ holds if $\hat{\xi}$ is a high-probability realization as defined in (3).
- *CCC*:
 1. the probability of event $g(x_{\text{CCO}}^*, \xi) \leq 0$ should not be less than $(1 - \beta)$.
 2. $g(x_{\text{CCO}}^*, \hat{\xi}) \leq 0$ holds for not less than $100 \times (1 - \beta)\%$ of all possible realizations of $\xi \in \Xi$ which are i.i.d.

To the best of our knowledge, the first logical meaning is the original one for CCC which is, however, very hard to be translated into algebraic expressions. As such, some researchers adopt the second one in order to utilize the scenario-based methods (as detailed in Subsection 2.2) for deterministication.

Although PRC has a different logical meaning from those of CCC, there are connections between **GOU** and CCO. Let \mathcal{F}_{GOU} and \mathcal{F}_{CCO} be the feasible sets of **GOU** and CCO respectively, we have the following proposition.

Proposition 2.1 (on the relation between PRC and CCC): $\mathcal{F}_{\text{GOU}} \subseteq \mathcal{F}_{\text{CCO}}$ if

$$\alpha = \arg_y \left\{ \int \cdots \int_{\mathbb{P}[\xi] \geq y} \prod_{i=1}^r p_i(\xi_i) d\xi_r \cdots d\xi_1 = 1 - \beta \right\}, \quad (5)$$

where \arg means the argument of a function.

The proof of Proposition 2.1 is provided in the appendix section. It implies that PRC is more strict than CCC under condition (5). Further let $\xi^{(1)}$ and

$\xi^{(2)}$ be two arbitrary realizations of ξ which satisfy $g(x_{\text{CCO}}^*, \xi^{(1)}) \leq 0$ and $g(x_{\text{CCO}}^*, \xi^{(2)}) > 0$ respectively, we have the following proposition.

Proposition 2.2 (on the feasibility of **GOU**): *When condition (5) holds, $\mathcal{F}_{\text{GOU}} = \mathcal{F}_{\text{CCO}}$ if $\mathbb{P}[\xi^{(1)}] \geq \mathbb{P}[\xi^{(2)}]$ is required for CCO.*

The proof of Proposition 2.2 is also in the appendix section. This proposition indicates that, under requirement of $\mathbb{P}[\xi^{(1)}] \geq \mathbb{P}[\xi^{(2)}]$, **GOU** is feasible if the corresponding CCO model is feasible.

In summary, the PRC has some advantages. First, it is highly reasonable due to the fact that engineers are desired to obtain optimal solutions of decision-making problems which are guaranteed to be feasible to high-probability realizations of the uncertain variables. Second, it is less strict than the conventional robust constraint in (4b) since the later one requires that the optimal solutions should be feasible to all possible realizations of $\xi \in \Xi$. Third, it is equivalent to the CCC in (4c) in terms of feasibility under some mild conditions according to Proposition 2.2, but much easier in quantification than the later one. Although the second logical meaning of CCC is easier to be quantified than the first one, it is still not easy to quantify $100 \times (1 - \beta)\%$ of all possible realizations since there are generally infinite possible realizations of ξ in Ξ . In contrast, the PRC (1b) requires x_{GOU}^* to be feasible to all realizations of ξ whose probabilities are not less than α , where the probability of a realization does not rely on the total number of realizations. Last but not least, since the deterministic is generally based on logical meaning of a logic model, PRC allow us to design an accurate and computationally effective deterministic method which is detailed in Section 3.

2.2 A Review of Existing Deterministic Methods

As defined in Subsection 1.2.2, deterministic is an important step in the solution process of optimization problems under uncertainty, of which the purpose is constructing a proper deterministic approximation for the logic model. Note that the existing deterministic methods were developed for solving the existing logic models, e.g., SO, RO, and CCO. Given that the GOU is a newly defined logic model, these existing methods are not necessarily applicable to determinisfy GOU problems.

2.2.1 Scenario-based Methods

If the PD functions in (2) are given, an existing PD-based Scenario method could determinisfy **GOU** into the following deterministic approximation:

$$\min_x \quad f_a(x) + \sum_{k=1}^{s^r} \left(f_b(x, \xi^{(k)}) \cdot \mathbb{P}[\xi^{(k)}] \right) \quad (6a)$$

$$\text{s.t.} \quad g(x, \xi^{(k)}) \leq 0, \quad (k = 1, \dots, s^r) \quad (6b)$$

where $\xi^{(k)}$ is a scenario sampled from the PD functions in (2) with a joint probability that is not less than α , i.e. $\mathbb{P}[\xi^{(k)}] = p(\xi^{(k)}) = \prod_{i=1}^r p_i(\xi_i^{(k)}) \geq \alpha$, and s samples of one uncertain component are needed for achieving the required accuracy. Theoretically, this deterministic method is applicable to all logic models of optimization under uncertainty where the uncertainty is represented by pre-known PD functions. As we are entering the era of big data, it's no longer a critical challenge to fit accurate PD functions if sufficient historical data is available. Nevertheless, this deterministic method creates an "exponential dilemma" in computation. Namely, the problem size of (6) is an exponential function of the number of uncertain variables since the number of needed scenarios is s^r [9, 10].

A variant of the above PD-based Scenario method results in the well-known sample average approximations (SAA) of SO (4a) and CCO (4c) respectively,

$$\min_x f_a(x) + \frac{1}{N} \sum_{k=1}^N f_b(x, \xi^{(k)}) \quad \text{s.t. } g(x) \leq 0 \quad (7a)$$

$$\min_x f_a(x) \quad \text{s.t. } g(x, \xi^{(k)}) \leq 0, (k = 1, \dots, N) \quad (7b)$$

where $\xi^{(k)}$ ($k = 1, \dots, N$) are a set of i.i.d. scenarios produced by Monte Carlo simulations given the information of the PD functions of all uncertain components. The most critical question associated with SAA is: what is the minimum N (denoted as N^{\min}) that are required for achieving sufficient accuracy? Many researchers have tried to answer the above question. An example is given in the Proposition 2.3 which is regarding a specific type of CCO problems (8a).

$$\min_x f_a(x) = c^T x \quad \text{s.t. } \mathbb{P}[g(x, \xi) \leq 0] \geq 1 - \beta, \xi \in \Xi \quad (8a)$$

$$\min_x f_a(x) = c^T x \quad \text{s.t. } g(x, \xi) \leq 0, \forall \xi \in \{\xi \in \Xi \mid \mathbb{P}[\xi] \geq \alpha\}, \quad (8b)$$

$$\min_x f_a(x) = c^T x \quad \text{s.t. } g(x, \xi^{(k)}) \leq 0, (k = 1, \dots, N) \quad (8c)$$

where f_a is linear and $g(x, \xi)$ is convex on x , and both x and ξ are continuous. The parameters α and β satisfy relation (5) which means (8a) and (8b) are logically equivalent to each other according to Proposition 2.2. Problem (8b) is the GOU-type counterpart of (8a) while (8c) is the SAA of (8a) and (8b).

Proposition 2.3 (rephrasing of Theorem 1 in [11]): *For the CCO problem (8a), its SAA (7b) is optimal to (8a) with a probability of ρ if the number of input scenarios*

$$N \geq N^{\min} = \frac{e(n - \ln(1 - \rho))}{\beta(e - 1)}, \quad (9)$$

where e is Euler's number.

Refer to Theorem 1 in [11] and Lemma 2 in [12] for the proof of the above proposition. However, it has been recognized by the research community that the N^{\min} determined by (9) is over conservative. Despite the conservativeness

of these answers to the above question, SAA is not suitable for determinisfying PRC (1b) according to the following proposition.

Proposition 2.4: *For a GOU problem (8b) where all ξ_i ($i = 1, \dots, r$) follow a uniform normal distribution:*

$$p_i(\xi_i) = \frac{1}{\sigma\sqrt{2\pi}} e^{-\frac{1}{2}\left(\frac{\xi_i - \bar{\xi}_i}{\sigma}\right)^2}, \quad (i = 1, \dots, r) \quad (10)$$

the solution of its SAA (8c) is generally not optimal to (8a) if the N in (8c) satisfies (9).

Proposition 2.4, of which the proof is given in Appendix, implies that the solution of problem (8c) is over conservative to approximate that of (8b) since it is feasible to low-probability scenarios (i.e., $\mathbb{P}[\xi^{(j)}] < \alpha$) which is not required by the PRCs. In a word, the PD-based scenario deterministic method is computational challenging while the existing iid-based method is not suitable for determinisfying the **GOU** problem that is of interest in this paper. Although Proposition 2.4 is based on a special case that all uncertain variables follow the same normal distribution. Given that the normal distribution is very common in real-world, the conclusion of this proposition is also representative.

2.2.2 Non-scenario

The existing non-scenario deterministic methods are generally customized for certain types of logic models. For SO subproblems (4a), the stochastic approximation [13] is an iterative method that uses noisy observations and it has a less restrictive set of assumptions than SAA. The response surface method [14] has a similar process as the stochastic approximation that fits a surface to a set of decision, i.e. response pairs, and then search the surface to find a new decision. More discussions on these non-scenario methods of solving SO subproblems (4a) can be found in [15]. In very rare cases, there exist analytical solutions of the expectation term in (4a), i.e. $\mathbb{E}[f_b(x, \xi)] = \int \cdots \int_{\Xi} f_b(x, \xi) \prod_{i=1}^r p_i(\xi_i) d\xi_r \cdots d\xi_1 = \tilde{f}_b(x, \xi)$ where $f_b(x, \xi)$ is a known algebraic formulation. Then, a deterministic approximation of (4a) is directly obtained by replacing its second term with $\tilde{f}_b(x, \xi)$.

For the CCO problem (4c), a non-scenario approach constructs an approximation of the CCC in (4c) based on “analytical” upper bounding of the probability for the randomly perturbed constraints $g(x, \xi) \leq 0$ to be violated [16]. However, this approach is currently only applicable to convex CCCs with randomly perturbed constraints of a specific form, i.e. $g_i(x, \xi) = g_{i,0}(x) + \sum_j^d \xi g_{ij}(x)$ ($i = 1, \dots, m$) and $g_{ij}(x)$ ($j = 1, \dots, d$) are well defined and convex in x . Based on the analysis provided in this subsection, the PD-based deterministic approximation (6) may be the only existing deterministic method that is applicable for determinisfying **GOU** (1). Other existing methods are not applicable mainly due to the newly defined PRCs (1b). Given that the PD-based scenario method is computationally inefficient, a new solution process will be presented in the rest of the paper.

3 The Proposed Data-driven Deterministic Approximation

As mentioned in Section 1, the proposed solution process for the new problem **GOU** consists of two key components, i.e., data-driven deterministic approximation (D^3) and strategic scenario selection (S^3). The section focuses on introducing the D^3 .

3.1 The α -process

Let Ω be a big enough set that contains M scenarios of $\xi \in \mathbb{R}^r$, we have the following definitions of the joint probability of a scenario. Note that, in the context of the proposed method, a scenario means a historical measurement (realization) of uncertain variables ξ .

Definition 3.1: If $\xi \in \mathbb{Z}^r$ is a vector of discrete variables, let $M_{\xi^{(p)}}$ be the times that $\xi^{(p)}$ appears in Ω , then its joint probability $\mathbb{P}[\xi^{(p)}] = M_{\xi^{(p)}}/M$, where is given in Figure .

Illustrative example 1: This example is given in Figure 1 as a pictorial interpretation of Definition 3.1, where $\xi = [\xi_1, \xi_2]^T$ ($\xi_1, \xi_2 \in \{1, 2, 3\}$) and $|\Omega| = 100$. Let $\xi^{(1)} = (1, 1)$, $\xi^{(2)} = (1, 2)$, $\xi^{(3)} = (1, 3)$, $\xi^{(4)} = (2, 1)$, $\xi^{(5)} = (2, 2)$, $\xi^{(6)} = (2, 3)$, $\xi^{(7)} = (3, 1)$, and $\xi^{(8)} = (3, 2)$. Note that scenario $\xi' = (3, 3)$ is outside the support set and, therefore, is an invalid point. We take scenario $\xi^{(2)}$ as an example to show the calculation of the joint probability of a scenario. Since it occurs 9 times in Ω , $\mathbb{P}[\xi^{(2)}] = M_{\xi^{(2)}}/M = 9/100 = 0.09$. The probabilities of other scenarios can be obtained in the same way. Also note that, although scenario $\xi^{(1)} = (1, 1)$ is a valid point in Ξ , its probability is considered zero since it never occurred in history.

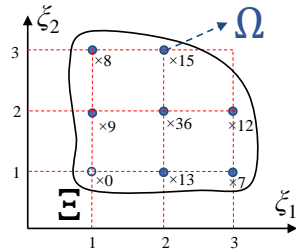


Fig. 1 Pictorial interpretation of Definition 3.1, where the dots represent scenarios (namely historical realizations of ξ which are assumed to be i.i.d.) and the area enclosed by the solid curve is the support set of ξ .

Definition 3.2: If $\xi \in \mathbb{R}^r$ is a vector of continuous variables, let $M_{\xi^{(p)}}$ be the number of scenarios in the η -vicinity of $\xi^{(p)}$, i.e. $\{\xi \in \mathbb{R}^r \mid \|\xi - \xi^{(p)}\| \leq \eta\} \cap \Xi$, the joint probability $\mathbb{P}[\xi^{(p)}] = M_{\xi^{(p)}}/M$, where a pictorial interpretation is given in Figure 2.

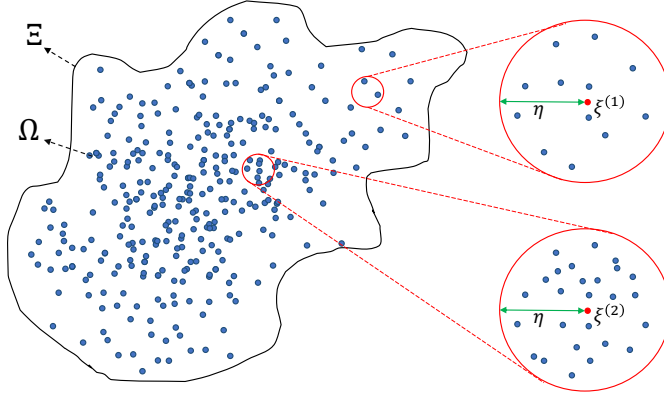


Fig. 2 Pictorial interpretation of Definition 3.2, where the dots represent scenarios (namely historical realizations of ξ which are assumed to be i.i.d.) and the area enclosed by the solid curve is the support set of ξ . In this particular example, $\mathbb{P}[\xi^{(1)}] < \mathbb{P}[\xi^{(2)}]$ since $M_{\xi^{(1)}} < M_{\xi^{(2)}}$.

Definition 3.3: If $\xi = (\xi_Z, \xi_R)$ ($\xi_Z \in \mathbb{Z}^{r_1}$, $\xi_R \in \mathbb{R}^{r_2}$ and $r_1 + r_2 = r$) is a vector of mixed-integer variables, let $\xi^{(p,q)} = (\xi_Z^{(p)}, \xi_R^{(q)})$ be a scenario in Ω , \mathcal{I}_Z be the index set of all groups of identical realizations of ξ_Z in Ω . Further let $M_{\xi^{(p,q)}}$ be the number of scenarios in the η -vicinity of $\xi^{(p,q)}$ in the \mathbb{R}^{r_2} -space, i.e. $\{\xi_R \in \mathbb{R}^{r_2} \mid \|\xi_R - \xi_R^{(q)}\| \leq \eta \text{ and } \xi_Z = \xi_Z^{(p)}\} \cap \Xi_R$, the joint probability $\mathbb{P}[\xi^{(p,q)}] = M_{\xi^{(p,q)}}/M$.

Illustrative example 2: Consider the integer case in example 1 as the ξ_Z in this case, we have $r_1 = 2$, $r_2 = r - 2$, $\mathcal{I}_Z = \{1, \dots, 8\}$, and $|\mathcal{I}_Z| = 8$.

Based on the above definition, we further define the following filtered scenario/data set:

$$\Omega_\alpha = \{\Omega \setminus \xi^{(j)}, \forall j \text{ that } M_{\xi^{(j)}} < \alpha \cdot M\}, \quad (11)$$

where α is the confidence factor in formulation (1) and $\xi^{(j)}$ will be replaced by $\xi^{(j,k)}$ if ξ is mixed-integer. The above process of producing set Ω_α is call α -process. Condition $M_{\xi^{(p)}} < \alpha \cdot M$ implies that the joint probability of scenario $\xi^{(p)}$ is less than α , i.e., $\mathbb{P}[\xi^{(p)}] < \alpha$. In other words, Ω_α is a subset of Ω with scenarios, whose joint probabilities are less than α , eliminated. In Definitions 3.2 and 3.3, the selection of the bandwidth η influences the accuracy of the estimated joint probability $\mathbb{P}[\xi^{(p)}]$. The optimal value of η varies from case to case. Fortunately, there exist various methods, such as the plug-in [17] and cross validation [18] selectors, that one can use for determining the optimal η for a specific case. An example of selecting the best η is provided in Subsection 6.2.

3.2 Original Data-driven Deterministic Approximation without S^3

Following the definitions in the previous section, we consider the following mathematical programming problem as the deterministic approximation of **GOU**:

$$\mathbf{DdP}: \quad \min_x \quad f_a(x) + \frac{1}{N} \sum_i^N f_b(x, \xi^{(k)}) \quad (12a)$$

$$\text{s.t.} \quad g(x, \xi^{(k)}) \leq 0, \quad (\forall \xi^{(k)} \in \Omega_\alpha^N \subset \Omega_\alpha) \quad (12b)$$

where set Ω_α^N contains N scenarios that are *randomly* selected from Ω_α . Given that the realizations $\xi^{(k)}$ are measured from real-world system in history, the above deterministic optimization model is called data-driven program (DdP). Let x_{GOU}^* and x_{DdP}^* denote the unique optimal solutions of **GOU** and **DdP** respectively, more properties of **DdP** are revealed in the rest of this subsection. It's worth noting that the assumption of unique solutions is just for the convenience of analysis. All conclusions obtained here are valid to the cases that **GOU** has non-unique optimization solutions.

Definition 3.4: When $x_{\text{DdP}}^* = x_{\text{GOU}}^*$, scenarios $\xi^{(a)}, \xi^{(b)} \in \Omega_\alpha$, and $\xi^{(c)} \in \Omega$ are an active, inactive, and violating scenarios of x_{DdP}^* , if they satisfy the following conditions respectively

$$g(x_{\text{DdP}}^*, \xi^{(a)}) \leq 0 \text{ and } g_i(x_{\text{DdP}}^*, \xi^{(a)}) = 0 \quad (\exists i = 1, \dots, m) \quad (13a)$$

$$g(x_{\text{DdP}}^*, \xi^{(b)}) < 0 \quad (13b)$$

$$g_i(x_{\text{DdP}}^*, \xi^{(c)}) > 0. \quad (\exists i = 1, \dots, m) \quad (13c)$$

Assumption 3.1: Under the concept of “big data,” the scenario set Ω is big enough to represent the whole support set Ξ of ξ , such that Ω_α is big enough to represent $\Xi_\alpha = \{\xi | \mathbb{P}[\xi] \geq \alpha\}$ and contain all the active scenarios of $x_{\text{DdP}}^* = x_{\text{GOU}}^*$.

Proposition 3.1: *There not exist violating scenarios of $x_{\text{DdP}}^* = x_{\text{GOU}}^*$ in set Ω_α while the number of active scenarios is not more than n (the size of x).*

Proposition 3.2: *There exists a finite value of N in constraint (12b) such that the deterministic program **DdP** can be considered equivalent to the logical model **GOU**, i.e., $x_{\text{DdP}}^* = x_{\text{GOU}}^*$.*

The proofs of propositions 3.1 and 3.2 are given in the appendix. Logically, **GOU** is equivalent to the **DdP** with all possible (infinite) realizations of ξ in Ξ_α input. Although such a **DdP** is an optimization problem with infinite size, it is feasible if **GOU** is feasible. According to the basic theory of constrained optimization, the optimal solution of a problem is only determined by the active constraints no matter how many constraints this problem has. Suppose that there are B active scenarios for $x_{\text{DdP}}^* = x_{\text{GOU}}^*$, proposition 3.1 indicates that $B \leq n$. Proposition 3.2 implies that the finite value of N can be as small as B . Nevertheless, the active scenarios of a specific optimal solution are unknown before solving the problem. Generally, a bigger N may imply a

higher probability that all the B active scenarios are included, which means that the solution of **DdP** is optimal to **GOU**. As a result, one needs to select a big number of scenarios in order to guarantee a high accuracy of approximating **GOU** using **DdP**. However, this will result in a **DdP** problem with an unacceptably huge size. Our solution strategy to this issue is the S^3 -based D^3 as detailed in next subsection.

3.3 Advanced Data-driven Deterministic Approximation based-on S^3

The proposed S^3 -based data-driven program is given as:

$$\mathbf{S^3DdP:} \quad \min_x \quad f_a(x) + \frac{1}{N} \sum_i^{N_\eta} \left(N^{(i)} \cdot f_b(x, \xi^{(i)}) \right) \quad (14a)$$

$$\text{s.t.} \quad g(x, \xi^{(i)}) \leq 0. \quad (\forall \xi^{(i)} \in \Omega_\alpha^{N_\eta}) \quad (14b)$$

where set $\Omega_\alpha^{N_\eta}$ contains N_η scenarios that are selected from Ω_α^N by the S^3 algorithms developed in next section. **S³DdP** is used as the deterministic approximation of **GOU** in the proposed solution paradigm of which an overview is given below.

For solving a specific **GOU** problem, we assume that a big data set Ω of historical measurements of the uncertain parameters ξ is available. First, the α -process (11) is used to eliminate the low-probability scenarios leaving set Ω_α which only contains scenarios whose joint probabilities are not less than α . Second, N scenarios are randomly selected from Ω_α and stored in Ω_α^N . Then, N_η scenarios are further selected from Ω_α^N and stored in $\Omega_\alpha^{N_\eta}$ by a corresponding S^3 algorithm (as detailed in Section 4). Finally, all scenarios in $\Omega_\alpha^{N_\eta}$ are input to solve **S³DdP** (14) of which the solution is an approximation of the optimal solution of **GOU**. This process can be summarized as

$$\Omega \xrightarrow{\alpha\text{-Process}} \Omega_\alpha \xrightarrow{\text{Random Selection}} \Omega_\alpha^N \xrightarrow{\text{Corresponding } S^3 \text{ Algorithm}} \Omega_\alpha^{N_\eta}.$$

Let x_η^* be the optimal solutions of **S³DdP** and further let ρ_1 , ρ_2 , and ρ denote the probabilities that **DdP** is equivalent to **GOU**, **S³DdP** is equivalent to **DdP**, and **S³DdP** is equivalent to **GOU** respectively, i.e., $\rho_1 = \mathbb{P}[x_{\text{DdP}}^* = x_{\text{GOU}}^*]$, $\rho_2 = \mathbb{P}[x_\eta^* = x_{\text{DdP}}^*]$, and $\rho = \mathbb{P}[x_\eta^* = x_{\text{GOU}}^*]$, we have $\rho = \rho_1 \cdot \rho_2$ since the first and second events are independent from each other (Given that Ω_α^N and $\Omega_\alpha^{N_\eta}$ are the input scenario sets for solving **DdP** and **S³DdP** respectively, ρ_1 and ρ_2 are related to N and N_η respectively.). Thus, high ρ_1 and ρ_2 are needed to achieve a high ρ . Section 5 presents a discussion on the explicit mathematical relations between ρ_1 and N , while three S^3 algorithms are introduced in the next section. The objective of S^3 is to achieve that $\rho_2 \approx 1$ and even $\rho_2 = 1$ with $N_\eta \ll N$.

4 Strategic Scenario Selection

This section presents the second part of the proposed solution paradigm of **GOU**, i.e. strategic scenario selection (S^3), of which the objective is to accurately approximate **DdP** with a problem **S³DdP** of significantly smaller size. Three S^3 algorithms are proposed for three different cases respectively.

4.1 S^3 Algorithm for the Case of Discrete ξ

We first consider the case of **DdP** with discrete/integer ξ , i.e., $\xi \in \mathbb{Z}^r$, and develop an S^3 algorithm for this case as given in Table 1. According to Definition 3.1, we have the following theorem on Algorithm 4.1.

Table 1 The S^3 algorithm for cases of discrete ξ

Algorithm 4.1	
Given a set of scenarios Ω_α^N :	
1. Set $i = 1$;	
2. randomly select a scenario $\xi^{(i)}$ in set Ω_α^N and move it to a new set $\Omega_\alpha^{N_\eta}$;	
3. count the number $N^{(i)}$ of scenarios that are identical to $\xi^{(i)}$ (including $\xi^{(i)}$ itself);	
4. discard all scenarios that are identical to $\xi^{(i)}$ from set Ω_α^N ;	
5. stop and report set $\Omega_\alpha^{N_\eta}$ if $\Omega_\alpha = \emptyset$, otherwise go to step 6;	
6. set $i = i + 1$ and repeat steps 2-5.	

Theorem 4.1: *If $\xi \in \mathbb{Z}^r$ and set $\Omega_\alpha^{N_\eta}$ is the result of Algorithm 4.1, we have $N_\eta = |\mathcal{I}_Z| \ll N$ and $x_\eta^* = x_{\text{DdP}}^*$, where \mathcal{I}_Z is index set of all groups of identical realizations of ξ defined in Definition 3.1.*

The proof of Theorem 4.1 is in the Appendix section. It implies that, when ξ is discrete, the deterministic program **S³DdP** (14) is equivalent to, but has a much smaller problem size than, **DdP** (12) if the set $\Omega_\alpha^{N_\eta}$ in (14) is produced by Algorithm 4.1. Note that the equivalence of **S³DdP** and **DdP** means $\rho_2 = 1$. It's worth noting that this conclusion is not sensitive to the continuity of x . In other words, the above theorem hold for cases of discrete, continuous, or mixed-integer x .

4.2 S^3 Algorithm for Cases of Continuous ξ

Second, the case of **DdP** with continuous ξ , i.e., $\xi \in \mathbb{R}^r$, is considered, for which Algorithm 4.2 is proposed. In Table 2, $\bar{\eta}$ is the minimum η resulting that there do not exist two scenarios in Ω_α^N which satisfy condition (15), we have the following theorem on this S^3 Algorithm.

Table 2 The S^3 algorithm for cases of continuous ξ **Algorithm 4.2**

Given a set of scenarios Ω_α^N :

1. randomly select a scenario $\xi^{(0)}$ and set $i = 1$;
2. randomly select a new scenario $\xi^{(i)}$ in Ω_α^N which satisfies

$$\|\xi^{(i)} - \xi^{(j)}\| \geq 2\eta, \forall j = 0, \dots, i-1 \quad (15)$$

where $\eta \leq \bar{\eta}$;

3. count the number of scenarios in the η -vicinity of $\xi^{(i)}$, i.e. $N^{(i)}$;
 4. move $\xi^{(i)}$ to a new set $\Omega_\alpha^{N_\eta}$ and discard all scenarios in the η -vicinity of $\xi^{(i)}$ (including $\xi^{(i)}$) from Ω_α^N ;
 5. stop and report set $\Omega_\alpha^{N_\eta}$ if there is no scenario in Ω_α^N that satisfies (15), otherwise go to step 6;
 6. set $i = i + 1$ and repeat steps 2-5.
-

Theorem 4.2: When ξ is continuous and set $\Omega_\alpha^{N_\eta}$ is the result of Algorithm 4.2, the cardinality of $\Omega_\alpha^{N_\eta}$ has the following properties:

1. the upper bound of N_η can be expressed as the following continuous function of η :

$$\bar{N}_\eta = \frac{N}{(K_2\eta - \frac{1}{e^{K_1\eta}})^r}, \quad (16)$$

where r is the dimension of vector ξ , K_1 is big positive value, and $K_2 = (\sqrt[r]{N} + 1/e^{K_1\bar{\eta}})/\bar{\eta}$.

2. N_η is a parameterized random variable, its expectation satisfies:

$$\frac{\partial(\mathbb{E}[N_\eta])}{\partial\eta} \leq 0. \quad (17)$$

The proof of Theorem 4.2 is provided in the appendix section. Given that the analysis in engineering systems allows small numerical errors, we have the following definition. Further consider that the probability of $x_\eta^* = x_{\text{DdP}}^*$ is a function of η , i.e., $\rho_2 = \mathbb{P}[x_\eta^* = x_{\text{DdP}}^*] = h(\eta)$, we have Theorem 4.3.

Definition 4.1: $A = B$ if $\|A - B\| \leq \bar{\epsilon}$, where $\|\cdot\|$ represents a norm and $\bar{\epsilon}$ is the maximum allowed numerical error.

Theorem 4.3: When ξ is continuous and set $\Omega_\alpha^{N_\eta}$ is the result of Algorithm 4.2, if functions $f_b(x, \xi)$ and $g(x, \xi)$ are continuous on ξ , we have

1. $\lim_{\eta \rightarrow 0} h(\eta) = 1$, and

$$\mathbb{P}\left[\frac{\partial h}{\partial \eta} < 0\right] \geq \mathbb{P}\left[\frac{\partial h}{\partial \eta} > 0\right] \quad (18)$$

2. there exist a $\hat{\eta}$ such that one could consider $x_\eta^* = x_{\text{DdP}}^*$ if $\eta \leq \hat{\eta}$.

The proof of Theorem 4.3 is provided in the appendix section. The second point of Theorem 4.3 implies that, if a scenario which is input to solve the data-driven programs **DdP** or **S³DdP** is replaced by another scenario in its $\hat{\eta}$ -vicinity, the optimal solution can be considered the same under Definition 4.1. It is worth noting that neither Theorems 4.2 nor 4.3 are sensitive to the continuity of the decision variables x .

Given that the computational complexity of an optimization problem under a specific solution algorithm is determined by its numbers of variables and constraints [19], it's reasonable to consider that the computational burden is a function of the numbers of variables and constraints of this problem, i.e. $T(n, n_c)$, where n and n_c are the numbers of variables and constraints, respectively. Moreover, the properties of function T are determined by the type of problems. Take a P problem for example, its T is a polynomial function according to the theory of computational complexity. Similarly, T is an exponential function for an EXP problem. Given that **DdP** and **S³DdP** have the same n , we could pull it out of the bracket resulting in $T_n(\cdot)$. Furthermore, n_c 's of **DdP** and **S³DdP** are proportional to N and N_η , respectively. As a result, it's reasonable to consider $T_n(N_\eta) \ll T_n(N)$ if $N_\eta \ll N$. In other words, Theorems 4.2 and 4.3 together imply that, as η increases, the computational efficiency increases while the accuracy reduces. Engineers can adjust the value of η to achieve the best trade-off between accuracy and computational efficiency for the optimization problems in their systems.

4.3 S³ Algorithm for the Case of Mixed-integer ξ

This subsection considers a more complex case of **DdP** with mixed-integer ξ , i.e., $\xi = (\xi_Z, \xi_R)$ ($\xi_Z \in \mathbb{Z}^{r_1}$, $\xi_R \in \mathbb{R}^{r_2}$ and $r_1 + r_2 = r$). The S³ algorithm of this case is given in Table 3, which is based on the following data preprocesses. First, the scenarios in Ω_α^N are classified into $|\mathcal{I}_Z|$ groups, i.e., $\Omega_{\alpha,i}^N$ ($i \in \mathcal{I}_Z$), where each group of scenarios share the same discrete/integer part. Then, the scenarios in Ω_α^N are renumbered as $\xi^{(i,j)} = (\xi_Z^{(i)}, \xi_R^{(j)})$ ($i \in \mathcal{I}_Z$ and $j = 1, \dots, |\Omega_{\alpha,i}^N|$). For instance, in the illustrative example 2 in Subsection 3.1, the scenarios in Ω_α^N are classified into 8 groups. In the first subset $\Omega_{\alpha,1}^N$, all scenarios have the same integer part— $\xi^{(1)} = (1, 1)$. In Algorithm 4.3, η is no longer a scalar but a vector $\eta = [\eta_1, \dots, \eta_{|\mathcal{I}_Z|}]^T$. In order to implement this algorithm, the **S³DdP** is modified as:

$$\min_x \quad f_a(x) + \frac{1}{N} \sum_i^{|\mathcal{I}_Z|} \sum_j^{N_{\eta,i}} \left(N^{(i,j)} \cdot f_b(x, \xi^{(i,j)}) \right) \quad (20a)$$

$$\text{s.t.} \quad g(x, \xi^{(i,j)}) \leq 0, \quad (i \in \mathcal{I}_Z, j = 1, \dots, |\Omega_{\alpha,i}^N|) \quad (20b)$$

where $N_{\eta,i} := |\Omega_{\alpha,i}^N|$ and $N_\eta = \sum_{i \in \mathcal{I}_Z} N_{\eta,i}$. We have the following lemmas on Algorithm 4.3.

Table 3 The S³ algorithm for the Case of Mixed-integer ξ **Algorithm 4.3**

Given scenario sets $\Omega_{\alpha,i}^N$ ($i \in \mathcal{I}_Z$):

1. set $i = 1$
2. randomly select a scenario $\xi^{(i,0)}$ and set $j = 1$;
3. randomly select a scenario $\xi^{(i,j)}$ in $\Omega_{\alpha,i}^N$ which satisfies

$$\|\xi_{\mathbf{R}}^{(i,j)} - \xi_{\mathbf{R}}^{(i,k)}\| \geq 2\eta_i, \forall k = 0, \dots, j-1; \quad (19)$$

4. count the number of scenarios in the η_i -vicinity of $\xi^{(i,j)}$, i.e. $N^{(i,j)}$;
5. move $\xi^{(i,j)}$ to a new set $\Omega_{\alpha,i}^{N_\eta}$, where $\Omega_{\alpha}^{N_\eta} = \bigcup_{i \in \mathcal{I}_Z} \Omega_{\alpha,i}^{N_\eta}$, and discard all scenarios in the η_i -vicinity of $\xi^{(i,j)}$ (including $\xi^{(i,j)}$) from $\Omega_{\alpha,i}^N$;
6. go to step 8 if there is no scenario in $\Omega_{\alpha,i}^N$ that satisfies (19), otherwise go to step 7;
7. set $j = j + 1$ and repeat steps 3-6.
8. stop and report set $\Omega_{\alpha}^{N_\eta}$ if $i = |\mathcal{I}_Z|$, otherwise go to step 9;
9. set $i = i + 1$ and repeat steps 2-8.

Lemma 4.1 (of Theorem 4.2): *When ξ is mixed-integer and set $\Omega_{\alpha}^{N_\eta}$ is the result of Algorithm 4.3, the cardinality of $\Omega_{\alpha}^{N_\eta}$ has the following properties:*

1. *the upper bound of N_η can be expressed as the following continuous function of η_i ($i \in \mathcal{I}_Z$):*

$$\bar{N}_\eta = \sum_i^{|\mathcal{I}_Z|} \frac{|\Omega_{\alpha,i}^N|}{(K_{2,i}\eta_i - \frac{1}{e^{K_{1,i}\eta_i}})^{r_2}}, \quad (21)$$

where r_2 is the dimension of vector $\xi_{\mathbf{R}}$, $K_{1,i}$ is a big positive value, and $K_{2,i} = (\sqrt[r_2]{N_i} + 1/e^{K_{1,i}\eta_i})/\eta_i$.

2. N_η is a parameterized random variable, its expectation satisfies:

$$\frac{\partial(\mathbb{E}[N_\eta])}{\partial\eta_i} \leq 0, \quad i \in \mathcal{I}_Z. \quad (22)$$

Lemma 4.2 (of Theorem 4.3): *When ξ is mixed-integer and set $\Omega_{\alpha}^{N_\eta}$ is the result of Algorithm 4.3, if functions $f_b(x, \xi)$ and $g(x, \xi)$ are continuous on ξ , we have*

1. $\lim_{\|\eta\| \rightarrow 0} h(\eta) = 1$, and

$$\mathbb{P} \left[\frac{\partial h}{\partial \eta_i} < 0 \right] \geq \mathbb{P} \left[\frac{\partial h}{\partial \eta_i} > 0 \right], \quad i \in \mathcal{I}_Z. \quad (23)$$

2. *there exist a $\hat{\eta} = [\hat{\eta}_1, \dots, \hat{\eta}_{|\mathcal{I}_Z|}]^T$ such that one could consider $x_\eta^* = x_{\text{DdP}}^*$ if $\eta \leq \hat{\eta}$.*

The proofs of Lemmas 4.1 and 4.2 are given in the appendix. These two lemmas are not sensitive to the continuity of the decision variables x . To sum up, Section 4 discussed the relation between N_η and ρ_2 for three cases based on three proposed S^3 algorithms respectively, where N_η is the cardinality of scenario set $\Omega_\alpha^{N_\eta}$ and $\rho_2 = \mathbb{P}[x_\eta^* = x_{\text{DdP}}^*]$ as defined in Subsection 3.3.

5 The Accuracy of Approximating GOU with DdP

While Section 4 introduces the S^3 algorithms which are connections between $S^3\text{DdP}$ and DdP , this section focus on the relation between DdP and GOU . Precisely, the relation between N and ρ_1 is investigated, where N is the cardinality of scenario set Ω_α^N and $\rho_1 = \mathbb{P}[x_{\text{DdP}}^* = x_{\text{GOU}}^*]$.

5.1 Problem Setup

The discussion starts from the continuous case of GOU , where $x \in \mathbb{R}^n$ and $\xi \in \mathbb{R}^r$. Considering the following intermediate optimization problem:

$$\mathbf{ItM}: \quad \min_x f(x, \xi) = f_a(x) + \mathbb{E}[f_b(x, \xi)] \quad \text{s.t. (12b),} \quad (24)$$

we have the following proposition under Assumption 3.1.

Proposition 5.1: $x_{\text{ItM}}^* = x_{\text{GOU}}^*$ if the scenario set Ω_α^N in constraints (12b) contains all the active scenarios as defined in Definition 3.4 (or at least one scenario from the $\hat{\eta}$ -vicinity of each active scenario), where x_{ItM}^* is the optimal solution of \mathbf{ItM} .

The proof of Proposition 5.1 is provided in Appendix. Following Definition 4.1, we define the optimality of x_{DdP}^* to \mathbf{ItM} as

Definition 5.1 (of the optimality of x_{DdP}^* to \mathbf{ItM}): $x_{\text{DdP}}^* = x_{\text{ItM}}^*$ if x_{DdP}^* satisfies

$$|f(x_{\text{DdP}}^*, \xi^{(k)}) - f(x_{\text{ItM}}^*, \xi^{(k)})| \leq \bar{\epsilon}, \quad (\forall \xi^{(k)} \in \Omega_\alpha^N \subset \Omega_\alpha) \quad (25)$$

where $\bar{\epsilon}$ is the maximum allowed numerical error as in Definition 4.1.

While problems \mathbf{ItM} and DdP have the same constraints (12b), condition (25) means that x_{DdP}^* is also optimal to the objective function in \mathbf{ItM} (24). Therefore, if condition (25) holds, x_{DdP}^* can be considered as the optimal solution of \mathbf{ItM} , i.e., $x_{\text{DdP}}^* = x_{\text{ItM}}^*$.

5.2 A Sufficient Condition

Let M , M_α , and N be the cardinalities of sets Ω , Ω_α , and Ω_α^N that are defined in Subsection 3.1, respectively, we have the following theorem on the relation between ρ_1 and N .

Theorem 5.1: *If the N scenarios in set Ω_α^N are randomly selected from Ω_α , the accuracy factor ρ satisfies:*

$$\rho_1 \geq \min \left\{ \operatorname{erf} \left(\frac{\sqrt{N}\epsilon}{\sqrt{2}\hat{\sigma}} \right), 1 - \sum_{b=0}^n \frac{n!}{b!(n-b)!} \left(\frac{\alpha M}{M_\alpha} \right)^b \left(\frac{M_\alpha - \alpha M}{M_\alpha} \right)^{N-b} \right\}, \quad (26)$$

where $\hat{\sigma} = \sqrt{\operatorname{Var}[f_b(x_{\text{DdP}}^*, \xi)] + 2\operatorname{Var}[f_b(x_{\text{ItM}}^*, \xi)]}$.

The proof of Theorem 5.1 is provided in the appendix. Expression (26) therein illustrates the relation between the required probability (i.e., accuracy) ρ_1 and its needed number of scenarios N . Hence, one can use relation (26) to estimate the N that is needed for achieving the ρ_1 -accuracy. However, Theorem 5.1 provides a sufficient but not necessary condition on the accuracy of **DdP** as the deterministic approximation of **GOU**. In fact, the N determined by (26) for a typical ρ_1 is generally large resulting in a high conservativeness. Fortunately, being benefit from the S^3 algorithms proposed in Section 4, the **S³DdP** in (14) rather than the **DdP** in (12) is used as the deterministic approximation for **GOU**. Given that $N_\eta \ll N$, the conservativeness is significantly reduced.

The variance $\hat{\sigma}^2$ in Theorem 5.1 is generally unknown at the stage of determining N . For some cases, it can be estimated using a simple method (see Proposition 5.2 for an example). For the others, one can determine N by simply approximating $\rho_1 = \min\{\rho_{1,1}, \rho_{1,2}\}$ with $\rho_1 = \rho_{1,2}$ since both N 's determined by $\rho_{1,1}$ and $\rho_{1,2}$, respectively, are big and conservative. Moreover, the N that is determined by (26) is not the final number of scenarios which are input to solve the deterministic approximation. As long as N is big enough, it would be sufficient for the S^3 algorithms presented in Section 4 to work effectively.

Proposition 5.2: *If $f_b(x, \xi)$ has the form of $f_{b,1}(x) + f_{b,2}(\xi)$, then $\hat{\sigma}$ in Theorem 5.1 can be estimated by $\sqrt{3\operatorname{Var}[f_{b,2}(\xi)]}$.*

The proof of this proposition is in the appendix.

5.3 The Generality of **GOU**

While some advantages of the proposed PRC (1b) have been introduced in Subsection 2.1, this subsection focuses on another advantage of the proposed logic model **GOU**, i.e., its universality. To be specific, the SO problem (4a) can be considered a subproblem of **GOU** when the constraints are not impacted by the uncertain variables. If the expectation term in the objective function (1a) is ignored, the **GOU** reduces to

$$\min_x f_a(x) \quad \text{s.t.} \quad g(x, \xi) \leq 0, \quad \forall \xi \in \{\xi \in \Xi \mid \mathbb{P}[\xi] \geq \alpha\}, \quad (27)$$

which is logically equivalent to the CCO (4c) according to Proposition 2.1. Let $\alpha = 0$, problem (27) further reduces to RO (4b). Customize the **DdP**

for the stochastic and chance-constrained subproblems of **GOU**, we have the following deterministic programming, respectively:

$$\min_x f_a(x) + \frac{1}{N} \sum_i^N f_b(x, \xi^{(i)}) \quad \text{s.t. } g(x) \leq 0, (\forall \xi^{(i)} \in \Omega^N \subset \Omega) \quad (28a)$$

$$\min_x f_a(x) \quad \text{s.t. } g(x, \xi^{(i)}) \leq 0, (\forall \xi^{(i)} \in \Omega_\alpha^N \subset \Omega_\alpha), \quad (28b)$$

where Ω^N is a set of N scenarios which come from Ω . We have the following lemmas of Theorem 5.1.

Lemma 5.1 (of Theorem 5.1 on the stochastic subproblem of **GOU**): *Let $\rho_1 = \mathbb{P}[x_{(28a)}^* = x_{(4a)}^*]$, if the N scenarios in set Ω^N are randomly selected from Ω , ρ_1 satisfies:*

$$\rho_1 \geq \text{erf} \left(\frac{\sqrt{N}\bar{\epsilon}}{\sqrt{\text{Var}[f_b(x_{(28a)}^*, \xi)] + 2\text{Var}[f_b(x_{(4a)}^*, \xi)]}} \right). \quad (29)$$

Lemma 5.2 (of Theorem 5.1 on chance-constrained subproblem of **GOU**): *Let $\rho_1 = \mathbb{P}[x_{(28b)}^* = x_{(27)}^*]$, if the N scenarios in set Ω_α^N are randomly selected from Ω_α , ρ_1 satisfies:*

$$\rho_1 \geq 1 - \sum_{b=0}^n \frac{n!}{b!(n-b)!} \left(\frac{\alpha M}{M_\alpha} \right)^b \left(\frac{M_\alpha - \alpha M}{M_\alpha} \right)^{N-b}. \quad (30)$$

The proofs of the above lemmas are in the appendix section.

5.4 Discussions

5.4.1 On Using **DdP** to Solve RO Problems

The Wald's max-min method [2] is one of the dominating methods that have been used to solve the RO problem (4b). This non-probabilistic method determinisfies an RO logic model into a deterministic but bi-level programming problem which is not easy to solve. When the problem is nonconvex, it's extreme hard or even impossible to solve. We have the following deterministic approximation to (4b) when **DdP** is applied:

$$\min_x f_a(x) \quad \text{s.t. } g(x, \xi^{(i)}) \leq 0, (\forall \xi^{(i)} \in \Omega^N \subset \Omega) \quad (31)$$

We realize that some researchers consider the scenario-based deterministication methods (obviously the **DdP** is also a scenario-based method) not applicable to RO problems (4b). For instance, the following example is used in [20] to show the "inherent difficulty of the feasibility connection" from the scenario-based deterministic approximations (33) to the original RO problems (32). It's not difficult to know that the optimal solution of (32) $x_{(32)}^* = 0$ and

that of (33) $x_{(33)}^* = \min_i \{\xi^{(i)}\}$. The authors of [20] consider that, if the input scenarios do not include a scenario which equals to zero, i.e., $\xi^{(i)} = 0$, the probability $\mathbb{P}[x_{(33)}^* = x_{(32)}^*] = 0$ no matter how big N is.

$$\begin{cases} \min_x & -x \\ \text{s.t.} & x - \xi \leq 0, (\forall \xi \in \Xi := [0, 1]) \\ & -1 \leq x \leq 1 \end{cases} \quad (32)$$

$$\begin{cases} \min_x & -x \\ \text{s.t.} & x - \xi^{(i)} \leq 0, (\forall \xi^{(i)} \in \Omega^N \subset \Omega) \\ & -1 \leq x \leq 1 \end{cases} \quad (33)$$

We consider that such an analysis makes sense and, however, have a different opinion. Under Assumption 3.1 (namely, set Ω^N is big enough), a zero scenario $\xi^{(i)} = 0$ should exist in Ω^N . Otherwise, we could consider $\xi = 0$ is not an active portion of the support set Ξ since $\xi = 0$ never occurred in history. In other words, if Ω^N is big enough, $\min_i \{\xi^{(i)}\}$ is the accurate lower bound of Ξ and the optimal solution of the RO logic model (32). The only problem is that the premise of a big enough input scenario set will result in an computationally intractable deterministic program. Fortunately, with the S^3 algorithms, this issue is significantly mitigated. To sum up, we agree with other researchers who previously considered that there is inherent difficulty of solving RO problems with scenario-based methods. The novel solution paradigm proposed in this paper unlocks the scenario method for solving RO problems, although the relation between $\mathbb{P}[x_{(31)}^* = x_{(4b)}^*]$ and N is still not clear. One can use a big scenario set to achieve a high probability/accuracy and, then, use an S^3 algorithm to reduce its size without significantly impacting the accuracy.

5.4.2 On the Mixed-integer Cases

Analytical relations between N and ρ_1 for the mixed-integer cases, i.e., mixed-integer x , ξ , or both, are to be explored. For the cases where N 's are unknown for a desired ρ_1 , one can use Theorem 4.2 or Lemma 4.1 to determine N . For example, if the available computational resource is capable to solve the $S^3\text{DdP}$ with an input scenario set $\Omega_\alpha^{N_\eta}$ whose cardinality is not bigger than \tilde{N}_η , we can let $N = \tilde{N}_\eta(K_2\eta - \frac{1}{e^{K_1\eta}})^r$ for cases of continuous ξ according to Theorem 4.2. In reality, the expressions of the relations between N and ρ_1 in Theorem 4.3 and Lemma 4.2 are sufficient but not necessary conditions, which are quite conservative. Such a fact may imply that the N 's which are determined in the above simple way are generally big enough to provide a satisfactory accuracy.

The overall procedure of the proposed solution paradigm has been introduced in Subsection 3.3, of which the second step, i.e., the step of randomly selecting N scenario from Ω_α , is further elaborated here. For a continuous **GOU** problem, one could determined the N using expression (26), or (29) and (30) for the SO and CCO subproblems respectively. For the rest of cases,

the N can be determined by the empirical method introduced in the previous paragraph.

6 Application and Numerical Experiments

This section applies the proposed methods to a fundamental decision-making problem under uncertainty in electric power systems, i.e., the optimal power flow with renewable generation (OPFRG). The Optimal Power Flow (OPF) determines the best operating levels of power generators/plants in order to meet demands given throughout a transmission network, usually with the objective of minimizing generation cost [21]. Considering the uncertainty of customers' demands and renewable generations, the OPF becomes OPFRG which is also a practically important example of optimization under uncertainty [22].

6.1 GOU Logic Model of OPFU

Table 4 Nomenclature for OPFU

<i>A. Sets and Indices</i>	
\mathcal{B}	Set of lines/branches
\mathcal{D}	Set of loads
\mathcal{G}	Set of power plants
\mathcal{L}	Set of transmission lines
$\gamma_{l,b}$	Power transfer distribution factor (PTDF) of node b w.r.t line l
<i>B. Parameters</i>	
c_g	Unit fuel cost of the g th power plant in \$/MWh
P_d	Forecasted net demand of the d th load
P_l^{\max}	Power limit on the l th transmission line
P_g^{\min}	Lower bound on power generation of g th plant
P_g^{\max}	Upper bound on power generation of g th plant
P_g^{\max}	Upper bound on power generation of g th plant
<i>C. Decision Variables</i>	
P_g	Baseline generation of the g th power plant
β_g	Participation factor of the g th power plant on meeting the uncertain net load
<i>D. Uncertain Variable</i>	
ξ_d	Difference between the forecasted and real net demands of the d th load

The GOU-type logic model of OPFU can be formulated as

$$\min_{P_g, \beta_g} \mathbb{E} \left[\sum_{g \in \mathcal{G}} c_g (P_g + \beta_g \sum_{d \in \mathcal{D}} \xi_d) \right] = \sum_{g \in \mathcal{G}} c_g P_g + \mathbb{E} \left[\sum_{g \in \mathcal{G}} (c_g \beta_g \sum_{d \in \mathcal{D}} \xi_d) \right] \quad (34a)$$

$$\text{s.t.} \quad \left| \sum_{b \in \mathcal{B}} \gamma_{l,b} \left((P_g + \beta_g \sum_{d \in \mathcal{D}} \xi_d) - P_d - \xi_d \right) \right| \leq P_l^{\max}, \forall l \in \mathcal{L} \quad (34b)$$

$$\sum_{g \in \mathcal{G}} P_g - \sum_{d \in \mathcal{D}} P_d = 0 \quad (34c)$$

$$P_g^{\min} \leq P_g + \beta_g \sum_{d \in \mathcal{D}} \xi_d \leq P_g^{\max}, \forall g \in \mathcal{G} \quad (34d)$$

$$\forall \xi \in \{\xi \in \Xi \mid \mathbb{P}[\xi] \geq \alpha\}$$

where $\sum_{g \in \mathcal{G}} \beta_g = 1$ ($0 \leq \beta_g \leq 1$), and $\xi = [\xi_1, \dots, \xi_{|\mathcal{D}|}]^T$. More information about this logic model is given below:

- Renewable generation is considered as a negative demand in the above model. As a result, net load at the b th node = customer demand at node b (if applicable) - renewable generation at node b (if applicable). Since both customer demand and renewable generation are sources of uncertainty, the actual net demand at node b consists of P_b and ξ_d .
- The actual generation of the g th power plant consists of P_g and $\beta_g \sum_{d \in \mathcal{D}} \xi_d$ which should satisfy its generation limits as in constraint (34d). Objective function (34a) represents the expectation of total generation costs. The baseline generations P_g ($\forall g \in \mathcal{G}$) are for matching the total forecasted net demand, which is reflected in constraint (34c). The uncertain component of net demands will be shared by all power plants via participation factors β_g ($\forall g \in \mathcal{G}$) which are also decision variables.
- Assuming that the g th generator/plant and the d th load are connected to the b th node of the power network, $(P_g + \beta_g \sum_{d \in \mathcal{D}} \xi_d - P_d - \xi_d)$ is the net power injection at node b . The PTDF $\gamma_{l,b}$ represents the resulting power flow on the l th line if 1 unit of power is injected into the network at node b . Summing up the contributions on line l from the power injections on all nodes yields the total line flow on l . Hence, constraint (34b) means that the total power flows on line l should not exceeds a certain limit.

Based on **DdP** and **S³DdP**, the following deterministic approximations of OPFRG (34) are developed, respectively:

$$\min_{P_g, \beta_g} \sum_{g \in \mathcal{G}} c_g P_g + \frac{1}{N} \sum_i^N \left(\sum_{g \in \mathcal{G}} (c_g \beta_g \sum_{d \in \mathcal{D}} \xi_d^{(i)}) \right) \quad (35a)$$

$$\text{s.t.} \quad \sum_{\forall b \in \mathcal{B}} \gamma_{l,b} \left(P_g + \beta_g \sum_{d \in \mathcal{D}} \xi_d^{(i)} - P_d - \xi_d^{(i)} \right) \leq P_l^{\max}, \quad \forall l \in \mathcal{L} \quad (35b)$$

$$- \sum_{\forall b \in \mathcal{B}} \gamma_{l,b} \left(P_g + \beta_g \sum_{d \in \mathcal{D}} \xi_d^{(i)} - P_d - \xi_d^{(i)} \right) \leq P_l^{\max}, \quad \forall l \in \mathcal{L} \quad (35c)$$

$$\sum_{g \in \mathcal{G}} P_g - \sum_{d \in \mathcal{D}} P_d \leq 0 \quad (35d)$$

$$\sum_{d \in \mathcal{D}} P_d - \sum_{g \in \mathcal{G}} P_g \leq 0 \quad (35e)$$

$$(34d) \text{ and } \forall \xi^{(i)} \in \Omega_\alpha^N$$

$$\min_{P_g, \beta_g} \sum_{g \in \mathcal{G}} c_g P_g + \frac{1}{N} \sum_i^{N_\eta} \left(N^{(i)} \cdot \sum_{g \in \mathcal{G}} (c_g \beta_g \sum_{d \in \mathcal{D}} \xi_d^{(i)}) \right) \quad (36)$$

$$\text{s.t.} \quad (34d) \text{ and } (35b) - (35e), \text{ and } \forall \xi^{(i)} \in \Omega_\alpha^{N_\eta}.$$

6.2 Test Systems and Scenario Sets

We use four representative test systems, i.e., IEEE 5, 9, 57, 118-bus systems [23], of which some basic information, i.e., the sizes of decision and uncertain variables, is provided in Table 5.

Table 5 Test Systems

Case	n	r	Number of constraints per scenario
IEEE-5	10	4	34
IEEE-9	6	3	42
IEEE-57	14	42	302
IEEE-118	38	91	628

In this numerical experiment, $\alpha = 1\%$ is considered. Table 6 tabulates the sizes of sets Ω , Ω_α , Ω_α^N , and $\Omega_\alpha^{N_\eta}$ for each case. Recall that they are the original historical data set, the scenario set after the α -process, the input data sets of **DdP** and **S³DdP**, respectively.

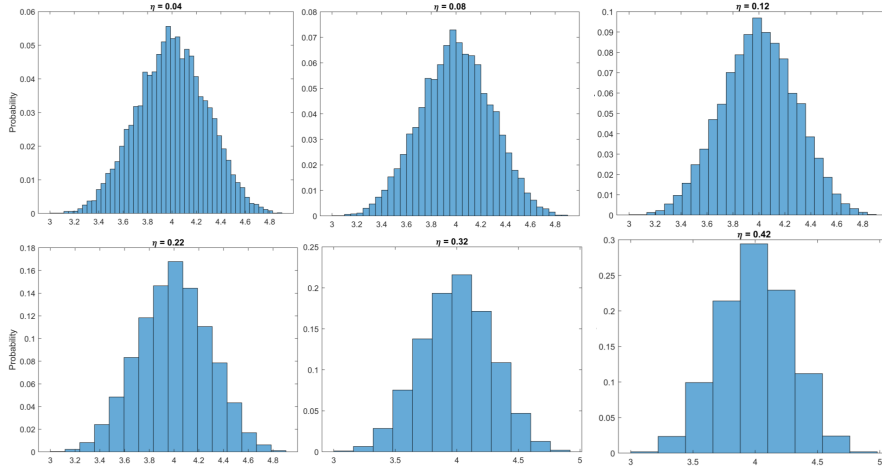
In this engineering application, i.e., the OPFRG, both x and ξ are continuous. Hence, the above sets are determined following the path below:

$$\Omega \xrightarrow{\alpha\text{-Process}} \Omega_\alpha \xrightarrow{\text{Theorem 5.1}} \Omega_\alpha^N \xrightarrow{\text{S}^3 \text{ Algorithm 2}} \Omega_\alpha^{N_\eta},$$

Table 6 Scenario Sets

Case	M	η	M_α	N	N_η
IEEE-5	10000	0.12	9372	2842	578
IEEE-9	20000	0.10	19573	2346	407
IEEE-57	30000	0.24	27982	3420	749
IEEE-118	40000	1.00	36851	6875	935

where both the first and third steps rely on η . The value of η for each case listed in Table 6 are determined since it is the value that makes the resulting probability distribution smoothest. The case of IEEE 5-bus system is given in Figure 3 as an example for elaborating this idea. It can be observed that, with an η at around 0.12, we obtain a smooth probability distribution. Both bigger and smaller η will result in less smooth distribution.

**Fig. 3** Example of determining η .

6.3 Results and Analysis

Given that this paper proposed **S³DdP** as the deterministic approximation of **GOU**, Table 7 compares the optimal solutions of **S³DdP** with those of **DdP**. Note that the solutions of **DdP** are considered accurate to **GOU** since the numbers of scenarios used to solve **DdP** are very big as shown in Table 6. In fact, in order to guarantee this, we further increased the number of scenarios one by one when we solve the DdPs. The optimal solutions did not change, which means that the N 's tabulated in Table 6 are big enough to guarantee $x_{\text{DdP}}^* = x_{\text{GOU}}^*$. Note that the costs in Table 7 are the objective

values, from which we can observe that **S³DdP** is very close to **DdP** and, therefore, accurate to approximate **GOU** with a much smaller problem size.

Table 7 Optimization Solutions

Case	cost(\$)		
	DdP	S ³ DdP	Diff(%)
IEEE-5	23335	23106	0.98%
IEEE-9	7671	7552	1.56%
IEEE-57	12541	12260	2.24%
IEEE-118	141988	139602	1.68%

7 Conclusion

This research looks at the optimization under uncertainty from a new angle. The logic model **GOU** defined in this paper is a novel alternative to the existing ones, such as SO, RO, and CCO, due to its generality. The PRC therein logically means that an optimal solution should be feasible to all high-probability realizations of the uncertain variables. Such a logical meaning grants the **GOU** a very high application value since it reflects the need of many engineering systems in terms of optimization under uncertainty. Since the existing deterministic methods are either inapplicable or inefficient to **GOU**, another key contribution of this paper lies in the novel solution paradigm which consists of data-driven deterministication (D³) and strategic scenario selection (S³). With the proposed solution paradigm, **GOU** problems can be solved accurately with relatively-low computational complexity. Given the generality of **GOU**, this new solution paradigm is also general and applicable to conventional logic models of optimization under uncertainty, e.g., SO, RO, and CCO. At least, this research provides an opportunity for us to rethink the ways we solve these conventional ones.

Appendix

Proof of Proposition 2.1: The left-hand-side of expression (5) is the cumulative probability of realizations of $\xi \in \Xi$ whose joint probabilities are not less than α . In other words, (5) indicates that the number of realizations of ξ whose joint probabilities are not less than α is $100 \times (1 - \beta)\%$ of all possible realization of ξ in Ξ . Therefore, it suffices to know that, when (5) holds, a feasible solution that satisfies the PRC (1b) should also satisfy the chance-constraint in (4c). However, a feasible solution that satisfies CCC does not necessarily satisfy PRC since CCC does not require that the probabilities of scenarios in the set of $100 \times (1 - \beta)\%$ are high than those of the scenarios in the rest $100 \times \beta\%$. Hence, we have $\mathcal{F}_{\text{GOU}} \subseteq \mathcal{F}_{\text{CCO}}$. \square

Proof of Proposition 2.2: According to the definition, $\xi^{(1)}$ belongs to the set of $100 \times (1 - \beta)\%$ of all realizations while $\xi^{(2)}$ belongs to the rest $100 \times \beta\%$. Given that (5) means the joint probability of a realization among the $100 \times (1 - \beta)\%$ is not less than α while one in the rest $100 \times \beta\%$ has a joint probability of less than α , it's not difficult to know that a feasible solution that satisfies the CCC in (4c) under condition $\mathbb{P}[\xi^{(1)}] \geq \mathbb{P}[\xi^{(2)}]$ should also satisfy the PRC. Hence, based on Proposition 2.1, we have $\mathcal{F}_{\text{GOU}} = \mathcal{F}_{\text{CCO}}$. \square

Proof Proposition 2.4: According to Definitions 3.1-3.3, the joint probability of a scenario $\xi^{(j)}$ can be interpreted as the probability that, if one scenario is randomly selected, this selected scenario is exactly $\xi^{(j)}$ or one scenario in its η -vicinity. Moreover, if N scenarios are randomly selected, the number of selected scenarios which belong to the vicinity of $\xi^{(j)}$ is *most likely* $N \times \mathbb{P}[\xi^{(j)}]$. From another angle, if $N \times \mathbb{P}[\xi^{(j)}] \geq 1$, $\xi^{(j)}$ (or at least one scenario in its η -vicinity) is most likely selected and input to (8c), such that its optimal solution $x_{(8c)}^*$ is feasible to $\xi^{(j)}$. Therefore, if condition (9) holds, a scenario $\xi^{(j)}$ whose joint probability satisfies

$$\mathbb{P}[\xi^{(j)}] \geq \frac{1}{N^{\min}} = \frac{\beta(e-1)}{e(n - \ln(1-\rho))} \quad (37)$$

will most likely be selected as input for solving problem (8c). Since all ξ_i ($i = 1, \dots, r$) follow the uniform normal distribution (10), $\tilde{\xi}$ is a high-probability scenario if

$$\tilde{\xi}_i \leq \tilde{\xi}_i \leq \bar{\xi}_i, \quad i = 1, \dots, r$$

where $\mathbb{P}[\tilde{\xi}_i] = \mathbb{P}[\bar{\xi}_i] = \alpha/r$. Hence, α and β satisfying relation (5) means

$$\int_{\tilde{\xi}_1}^{\bar{\xi}_1} \cdots \int_{\tilde{\xi}_r}^{\bar{\xi}_r} \prod_{i=1}^r p_i(\xi_i) d\xi_r \cdots d\xi_1 = 1 - \beta \Rightarrow \beta = 1 - \text{erf} \left(\sqrt{\ln \frac{r}{\alpha \sigma \sqrt{2\pi}}} \right).$$

By substituting β into expression (37) and considering typical values of n , α , and ρ , we know that $(\beta(e-1))/(e(n - \ln(1-\rho))) \ll \alpha$ in general. In other words, the solutions of (8a) are most likely feasible to some scenarios whose joint probabilities are lower than α , which is not required by the logic model (8a). \square

Proof of Proposition 3.1: According to the logical meaning of model **GOU**, its optimal solution x_{GOU}^* should be feasible to all scenarios whose joint probability is not less than α . Hence, when $x_{\text{DdP}}^* = x_{\text{GOU}}^*$, x_{DdP}^* should be feasible to all scenarios in set Ω_α , which means there not exist violating scenarios of x_{DdP}^* in this set. In the theory of constrained optimization, an active constraint (or binding constraint as called in some references) means the constraints that cause the limitation on the objective function [24]. Another interpretation of active constraints is the constraints whose equal signs hold when the optimal solution is substituted. Suppose that, for x_{DdP}^* , the total number of active equations is A and they are contained by B active scenarios (note that

each scenario contributes m constraints), we have $A \geq B$. If all the A active equations are considered as a linear/nonlinear equation system, this system should generally be an underdetermined or determined system since it has a least one solution, which means it has fewer equations than unknowns, i.e. $A \leq n$. Therefore, we have $B \leq A \leq n$. If the system of active equations is an overdetermined system, i.e. $A > n$, there must be some equations are linear combinations of others. In other words, one can remove these equations which can be represented by linear combinations without impacting the solution, and reduce the number of active equations to no more than n . \square

Proof of Proposition 3.2: According to its logical meaning, the logic model **GOU**, is equivalent to the following deterministic program

$$\min_x \quad f_a(x) + \frac{1}{N} \sum_i^N f_b(x, \xi^{(k)}) \quad (38a)$$

$$\text{s.t.} \quad g(x, \xi^{(k)}) \leq 0, (\forall \xi^{(k)} \in \Xi_\alpha) \quad (38b)$$

which means $x_{(38)}^* = x_{\text{GOU}}^* (x_{(38)}^*$ is the optimal solution of the above problem). Although the number of $\xi^{(k)}$ in Ξ_α is infinite, the active scenarios of $x_{(38)}^*$ is not bigger than n according to proposition 3.1. According to the basic theory of constrained optimization, removing any inactive constraint would not change the optimal solution. Hence, there exists a finite value of N in constraint (12b) such that the deterministic program **DdP** can be consider equivalent to the logical model, which can be as small as n . \square

Proof of Theorem 4.1: According to Definition 3.1 (as well as the illustrative example 1), a realization of ξ may appear multiple times in history. Algorithm 4.1 picks only one data point of each realization that appear in history and store it in set $\Omega_\alpha^{N_\eta}$. As a result, the cardinality of $\Omega_\alpha^{N_\eta}$ equals to the number of groups of identical realizations of ξ that are in Ω_α^N , i.e., $N_\eta = |\mathcal{I}_Z|$. Moreover, from the the illustrative example 1, we know that $|\mathcal{I}_Z| \ll N$.

If we renumber the scenarios in $\Omega_\alpha^N = \{\xi^{(i)} (i = 1, \dots, N)\}$ as $\Omega_\alpha^N = \{\xi^{(i,j)} (i \in \mathcal{I}_Z, j = 1, \dots, N^{(i)})\}$, **DdP** (12) is equivalent to

$$\min_x \quad f_a(x) + \frac{1}{N} \sum_i^{|\mathcal{I}_Z|} \left(\sum_j^{N^{(i)}} f_b(x, \xi^{(i,j)}) \right) \quad (39a)$$

$$\text{s.t.} \quad g(x, \xi^{(i,1)}) \leq 0 \quad (\forall i \in \mathcal{I}_Z,) \quad (39b)$$

$$g(x, \xi^{(i,j)}) \leq 0. \quad (j = 1, \dots, N^{(i)}) \quad (39c)$$

Since $\xi^{(i,1)} = \dots = \xi^{(i,N^{(i)})}$, constraints in (39c) are redundant and can be remove without impacting the solution. Moreover,

$$\sum_j^{N^{(i)}} f_b(x, \xi^{(i,j)}) = N^{(i)} \cdot f_b(x, \xi^{(i,1)}).$$

Therefore, $\mathbf{S^3DdP}$ (14) is equivalent to \mathbf{DdP} and $x_\eta^* = x_{\mathbf{DdP}}^*$. \square

Proof of Theorem 4.2: The η -vicinity of a scenario is actually an r -dimensional Euclidean ball whose volume is $V_r^\eta = 2(2\pi)^{\frac{r-1}{2}} \eta^r / r!!$, where $r!!$ is the double factorial (semifactorial) of r . Let $\mathcal{A} \subset \Xi \subset \mathbb{R}^r$ be the smallest continuous set that contains all the scenarios of Ω_α^N and $|\mathcal{A}|_r$ denote the r -dimensional volume of \mathcal{A} , we divide $|\mathcal{A}|_r$ by V_r^η and denote it as \hat{N}_η :

$$\hat{N}_\eta = \frac{|\mathcal{A}|_r}{V_r^\eta} = \frac{r!! |\mathcal{A}|_r}{2\eta^r (2\pi)^{\frac{r-1}{2}}}, \quad (40)$$

where $0 < \eta < \bar{\eta}$. It's straightforward to know that the number of full r -dimensional Euclidean balls (with radius of η) contained by set \mathcal{A} , i.e., $N_\eta < \hat{N}_\eta$. In other words, we can consider \hat{N}_η as the upper bound of N_η for $0 < \eta < \bar{\eta}$, and relation (40) implies $\hat{N}_\eta \propto 1/\eta^r$. It can be directly observed from Algorithm 4.2 that $\lim_{\eta \rightarrow 0} \Omega_\alpha^{N_\eta} = \Omega_\alpha^N$, i.e., $N_\eta = N$ when $\eta = 0$, and $N_\eta = 1$ when $\eta = \bar{\eta}$. Therefore, \bar{N}_η is a valid upper bound of N_η if it satisfies

$$\bar{N}_\eta \begin{cases} = N & \eta = 0 \\ \approx \hat{N}_\eta & 0 < \eta < \bar{\eta} \\ = 1 & \eta = \bar{\eta} \end{cases}$$

It's not difficult to know that the expression of \bar{N}_η in (16) satisfies the above condition.

One could consider Algorithm 4.2 uses N_η r -balls to fill the continuous set \mathcal{A} by randomly placing them in \mathcal{A} one by one. The needed number N_η of r -balls for filling out \mathcal{A} would slightly vary due to the randomly selected positions of r -balls even when the radius η of these r -balls is fixed. Therefore, N_η is a random variable. It's straightforward to know that, if the radius η of these r -balls is bigger, the needed number N_η is most like less, which implies that N_η is parameterized by η . Consider two sets of random experiments, Algorithm 4.2 uses r -balls with different radius η to fill set \mathcal{A} , i.e., $\eta_{(1)}$ and $\eta_{(2)}$ for experiment 1 and 2 respectively and $\eta_{(1)} < \eta_{(2)}$. We repeat each experiment multiple times with randomly selected the positions of r -balls in each trial. It suffices to know that the expectation of $N_{\eta_{(1)}}$ should be not less than that of $N_{\eta_{(2)}}$, i.e., $\mathbb{E}[N_{\eta_{(1)}}] \geq \mathbb{E}[N_{\eta_{(2)}}]$. Then,

$$\frac{\mathbb{E}[N_{\eta_{(1)}}] - \mathbb{E}[N_{\eta_{(2)}}]}{\eta_{(1)} - \eta_{(2)}} \leq 0.$$

The limit of the left-hand-side of the above inequality as $|\eta_{(1)} - \eta_{(2)}| \rightarrow 0$ yields (17). \square

Proof of Theorem 4.3: When ξ is continuous and set $\Omega_\alpha^{N_\eta}$ is produced by Algorithm 4.2, it is straightforward to know that $\lim_{\eta \rightarrow 0} \Omega_\alpha^{N_\eta} = \Omega_\alpha^N$, which implies that $\mathbf{S^3DdP}$ (14) converges to \mathbf{DdP} (12) as $\eta \rightarrow 0$, and therefore,

$\lim_{\eta \rightarrow 0} h(\eta) = 1$ (i.e., $\lim_{\eta \rightarrow 0} x_\eta^* = x_{DdP}^*$). Relation (17) in the second part of Theorem 4.2 implies that $\mathbb{P}[N_{\eta(1)} > N_{\eta(2)}] \geq \mathbb{P}[N_{\eta(1)} < N_{\eta(2)}]$ if $\eta_{(1)} < \eta_{(2)}$, which further implies

$$\mathbb{P}\left[\frac{\partial N_\eta}{\partial \eta} < 0\right] \geq \mathbb{P}\left[\frac{\partial N_\eta}{\partial \eta} > 0\right]. \quad (41)$$

Considering $\partial N_\eta / \partial \eta < 0$ and $\partial N_\eta / \partial \eta > 0$ as events 1 and 2 (i.e., E1 and E2) respectively, the above relation can be rewritten as $\mathbb{P}[\text{E1}] \geq \mathbb{P}[\text{E2}]$. Denoting the probability of $x_\eta^* = x_{DdP}^*$ under a specific N_η as $\mathbb{P}[x_\eta^* = x_{DdP}^*](N_\eta)$, we have $h(\eta_{(1)}) = \mathbb{P}[x_\eta^* = x_{DdP}^*](N_{\eta(1)})$ and $h(\eta_{(2)}) = \mathbb{P}[x_\eta^* = x_{DdP}^*](N_{\eta(2)})$. Given that $\Omega_\alpha^{N_{\eta(1)}}$ and $\Omega_\alpha^{N_{\eta(2)}}$ are two sets of randomly selected scenarios, it suffices to have, if $N_{\eta(1)} > N_{\eta(2)}$, $\mathbb{P}[h(\eta_{(1)}) > h(\eta_{(2)})] \geq \mathbb{P}[h(\eta_{(1)}) < h(\eta_{(2)})]$, which implies

$$\mathbb{P}\left[\frac{\partial h}{\partial N_\eta} > 0\right] \geq \mathbb{P}\left[\frac{\partial h}{\partial N_\eta} < 0\right]. \quad (42)$$

Further let $\partial h / \partial N_\eta > 0$ and $\partial h / \partial N_\eta < 0$ be the third and fourth events (i.e., E3 and E4) respectively, we have $\mathbb{P}[\text{E3}] \geq \mathbb{P}[\text{E4}]$. Given that

$$\frac{\partial h}{\partial \eta} = \frac{\partial h}{\partial N_\eta} \cdot \frac{\partial N_\eta}{\partial \eta},$$

then

$$\begin{aligned} \mathbb{P}\left[\frac{\partial h}{\partial \eta} < 0\right] &= \mathbb{P}[\text{E1}] \cdot \mathbb{P}[\text{E3}] + \mathbb{P}[\text{E2}] \cdot \mathbb{P}[\text{E4}] \\ \mathbb{P}\left[\frac{\partial h}{\partial \eta} > 0\right] &= \mathbb{P}[\text{E1}] \cdot \mathbb{P}[\text{E4}] + \mathbb{P}[\text{E2}] \cdot \mathbb{P}[\text{E3}], \end{aligned}$$

and

$$\mathbb{P}\left[\frac{\partial h}{\partial \eta} < 0\right] - \mathbb{P}\left[\frac{\partial h}{\partial \eta} > 0\right] = (\mathbb{P}[\text{E1}] - \mathbb{P}[\text{E2}]) (\mathbb{P}[\text{E3}] - \mathbb{P}[\text{E4}]) \geq 0.$$

Hence, we have (17).

Let $\check{\xi}$ denote an active (binding) scenario (as defined in Definition 3.4) of the optimal solution x_{DdP}^* in **DdP**, we have (43a). If $\check{\xi}$ is discarded by Algorithm 4.2, let $\xi^{(i)}$ be the scenario in $\Omega_\alpha^{N_\eta}$ that is closest to $\check{\xi}$ in terms of Euclidean distance, Algorithm 4.2 indicates that $\|\check{\xi} - \xi^{(i)}\| \leq 2\eta$. Since $\xi^{(i)}$ is in both **DdP** and **S³DdP**, we have (43b) and (43c). Assuming that $x_\eta^* \neq x_{DdP}^*$ and x_η^* is infeasible to the realization $\check{\xi}$, we have (43d).

$$g_j(x_{DdP}^*, \check{\xi}) = 0, \quad \exists j \in \{1, \dots, m\} \quad (43a)$$

$$g_j(x_{DdP}^*, \xi^{(i)}) \leq 0, \quad \forall j \in \{1, \dots, m\} \quad (43b)$$

$$g_j(x_\eta^*, \xi^{(i)}) \leq 0, \quad \forall j \in \{1, \dots, m\} \quad (43c)$$

$$g_j(x_\eta^*, \check{\xi}) = \epsilon_j > 0. \quad \exists j \in \{1, \dots, m\} \quad (43d)$$

$$\epsilon_j \leq g_j(x_\eta^*, \check{\xi}) - g_j(x_\eta^*, \xi^{(i)}). \quad j \in \{1, \dots, m\} \quad (43e)$$

By comparing relations (43c) and (43d), we have (43e) and know that $\eta \rightarrow 0 \Rightarrow \xi^{(i)} \rightarrow \check{\xi} \Rightarrow \epsilon_j \rightarrow 0$.

Given that x_{DdP}^* is the unique optimal solution of **DdP**, we know from the basic theory of mathematical programming that there are A ($A \leq n$) equations in the form of (43a), i.e., active constraints, contained by B active scenarios. Therefore, we have (44a) and, following (43d), (44b).

$$x_{\text{DdP}}^* = \{x \mid g_{j,k}(x, \check{\xi}_k) = 0, \forall j \text{ that satisfy (43a), and } \forall k = 1, \dots, B\} \quad (44a)$$

$$x_\eta^* = \{x \mid g_{j,k}(x, \check{\xi}_k) = \epsilon_{k,j}, \forall j \text{ that satisfy (43a), and } \forall k = 1, \dots, B\}. \quad (44b)$$

It can be observed from (44a) and (44b) that $x_\eta^* \rightarrow x_{\text{DdP}}^*$ if $\epsilon_{k,j} \rightarrow 0$ and, according to Definition 4.1, $x_\eta^* = x_{\text{DdP}}^*$ if $\epsilon_{k,j} \leq \bar{\epsilon}$. If we let

$$\hat{\eta} = \arg_\eta \left\{ \max_{j,k} \{g_{j,k}(x_\eta^*, \check{\xi}_k) - g_{j,k}(x_\eta^*, \xi_k^{(i)}), \forall j, k\} = \bar{\epsilon} \right\}, \quad (45)$$

$\|\check{\xi} - \xi^{(i)}\| \leq 2\hat{\eta}$ implies $g_{k,j}(x_\eta^*, \check{\xi}_k) - g_{k,j}(x_\eta^*, \xi_k^{(i)}) = 0$ (i.e., $\epsilon_{k,j} = 0$) according to Definition 4.1. This, together with (43a), indicates $x_\eta^* = x_{\text{DdP}}^*$. \square

Proof of Lemma 4.1: The scenarios in Ω_α^N are classified into $|\mathcal{I}_Z|$ groups according to the discrete/integer part ξ_Z . In each of these groups, the integer part is fixed and it reduces to a case of only ξ_R which is continuous. Steps 3-7 of Algorithm 4.3 is equivalent to Algorithm 4.2 for a specific group of scenarios. Therefore, the conclusions in Theorem 4.2 can be applied to each group. First, the upper bound of $N_{\eta,i}$ can be expressed as a continuous function of η_i :

$$\bar{N}_{\eta,i} = \frac{N_i}{(K_{2,i}\eta_i - \frac{1}{e^{\kappa_{1,i}\eta_i}})^{r_2}}. \quad (i \in \mathcal{I}_Z)$$

Then, $\bar{N}_\eta = \sum_i^{|\mathcal{I}_Z|} \bar{N}_{\eta,i}$. According to the second part of Theorem 4.2, we know that

$$\frac{\partial(\mathbb{E}[N_{\eta,i}])}{\partial \eta_i} \leq 0, \quad i \in \mathcal{I}_Z. \quad (46)$$

Since $N_\eta = \sum_i^{|\mathcal{I}_Z|} N_{\eta,i}$, we have (22). \square

Proof of Lemma 4.2: From the proof of Lemma 4.1, we know that each subset $\Omega_{\alpha,i}^N$ of scenarios is a case of continuous ξ . Therefore, according to (41), we have

$$\mathbb{P} \left[\frac{\partial N_{\eta,i}}{\partial \eta_i} < 0 \right] \geq \mathbb{P} \left[\frac{\partial N_{\eta,i}}{\partial \eta_i} > 0 \right], \quad i \in \mathcal{I}_Z.$$

Since $N_\eta = \sum_i^{|\mathcal{I}_Z|} N_{\eta,i}$, it suffices to have $\partial N_\eta / \partial \eta_i = \partial N_{\eta,i} / \partial \eta_i$. Considering $\partial N_\eta / \partial \eta < 0$ and $\partial N_\eta / \partial \eta > 0$ as E1 and E2 respectively, we have (23) according to the first part of the proof of Theorem 4.3.

Let $\check{\xi} = (\check{\xi}_Z, \check{\xi}_R)$ denote an active scenario of the optimal solution x_{DdP}^* in **DdP** and it locates in the i th subset $\Omega_{\alpha,i}^N$ of scenarios, i.e., $\check{\xi} = (\xi_Z^{(i)}, \check{\xi}_R)$,

we consider $\xi^{(i,j)} = (\xi_Z^{(i)}, \xi_R^{(j)})$ as the scenario in $\Omega_\alpha^{N_\eta}$ that is closest to $\check{\xi}$ if $\check{\xi}$ is discarded by Algorithm 4.3. It indicates that $\|\check{\xi}_R - \xi_R^{(j)}\| \leq 2\eta_i$. Since $\xi^{(i,j)}$ is in both **DdP** and **S³DdP**, it satisfies conditions (43b), (43c), and, if x_η^* is infeasible to the realization $\check{\xi}$, (43d). Similarly, we also have that it satisfies (43e) and $\eta \rightarrow 0 \Rightarrow \xi^{(i,j)} \rightarrow \check{\xi} \Rightarrow \epsilon_j \rightarrow 0$. Conditions (44a) and (44b) implies that $x_\eta^* \rightarrow x_{\text{DdP}}^*$ if $\epsilon_{k,j} \rightarrow 0$. If we let $\hat{\eta}$ satisfy (45), $\|\check{\xi}_R - \xi_R^{(i,j)}\| \leq 2\hat{\eta}$ implies $g_{k,j}(x_\eta^*, \check{\xi}_k) - g_{k,j}(x_\eta^*, \xi_k^{(i,j)}) = 0$ (i.e., $\epsilon_{k,j} = 0$) according to Definition 4.1. This, together with (43a), means $x_\eta^* = x_{\text{DdP}}^*$. \square

Proof of Proposition 5.1: First of all, the objective function of **ItM** is the same as that of **GOU**. The PRC (1b) in **GOU** logically means $g(x, \xi^{(k)}) \leq 0$ ($\forall \xi^{(k)} \in \Xi_\alpha$), i.e., the optimal solution of x should be feasible to all possible realization of ξ in set Ξ_α of which the total number is infinite. Although, with all possible realization of ξ in set Ξ_α input to (12b), the **ItM** is an optimization problem with infinite size, it is feasible if **GOU** is feasible. Therefore, under such a condition, we have $x_{\text{ItM}}^* = x_{\text{GOU}}^*$. According to the basic theory of constrained optimization, the optimal solution of a problem is only determined by the active constraints no matter how many constraints this problem has. Therefore, we have $x_{\text{ItM}}^* = x_{\text{GOU}}^*$ since all active constraints are contained by all active scenarios. If Ω_α^N does not contain all the active scenarios but contains at least one scenario from the $\hat{\eta}$ -vicinity of each active scenario, we still have $x_{\text{ItM}}^* = x_{\text{GOU}}^*$ according Theorem 4.3. The second point of Theorem 4.3 implies that, if a scenario which is input to solve the data-driven programs **ItM** is replaced by another scenario in its $\hat{\eta}$ -vicinity, the optimal solution can be considered the same under Definition 4.1. \square

Proof of Theorem 5.1: For simplicity without loss of generality, we let $\mathbb{E}[F(x, \xi)] = f_a(x) + \mathbb{E}[f_b(x, \xi)]$, and rewrite **GOU**, **ItM**, and **DdP**, as:

$$\min_x \mathbb{E}[F(x, \xi)] \quad \text{s.t.} \quad (1b) \quad (47)$$

$$\min_x \mathbb{E}[F(x, \xi)] \quad \text{s.t.} \quad (12b). \quad (48)$$

$$\min_x \frac{1}{N} \sum_i^N F(x, \xi^{(i)}) \quad \text{s.t.} \quad (12b), \quad (49)$$

respectively. Let $x_{(49)}^*$ and $x_{(48)}^*$ be the optimal solution of problems (49) and (48) respectively, it's straightforward to know that $x_{(49)}^* \rightarrow x_{(48)}^*$ and $(1/N)F(x_{(49)}^*, \xi^{(i)}) \rightarrow \mathbb{E}[F(x_{(48)}^*, \xi)]$ as $N \rightarrow \infty$. Defining a random variable ε , which is a function of x and N , to represent the error between the objective functions of problems (49) and (48), the central limit theorem (CLT) [25] indicates that, as $N \rightarrow \infty$:

$$\sqrt{N}\varepsilon(x, N) = \sqrt{N} \left(\frac{1}{N} \sum_i^N F(x, \xi^{(i)}) - \mathbb{E}[F(x, \xi)] \right) \xrightarrow{d} \mathcal{N}(0, \sigma^2(x)). \quad (50)$$

where \xrightarrow{d} means converges in distribution and $\mathcal{N}(0, \sigma^2(x))$ denotes a normal distribution with zero mean and a variance of $\sigma^2(x) = \text{Var}[F(x, \xi)]$. The CLT also implies that the error $\varepsilon(x, N)$ is of stochastic order $\mathcal{O}_p(1/\sqrt{N})$. According to the law of large numbers, we consider $\sqrt{N}\varepsilon(x, N) \sim \mathcal{N}(0, \sigma^2(x))$ for a finite but large enough N .

Applying relation (50) to $x_{(48)}^*$ and $x_{(49)}^*$, we have $\sqrt{N}\varepsilon(x_{(39)}^*, N) \sim \mathcal{N}(0, \sigma^2(x_{(48)}^*))$ and $\sqrt{N}\varepsilon(x_{(49)}^*, N) \sim \mathcal{N}(0, \sigma^2(x_{(49)}^*))$, respectively, for large N . Under mild regularity conditions, in particular if $F(\cdot, \xi)$ is Lipschitz continuous [26], then

$$\frac{1}{N} \sum_i^N F(x_{(49)}^*, \xi^{(i)}) = \inf_{x \in \mathcal{X}^*} \frac{1}{N} \sum_i^N F(x, \xi^{(i)}) + \mathcal{O}_p\left(\frac{1}{\sqrt{N}}\right) \quad (51)$$

where \mathcal{X}^* is the set of optimal solutions of (48). If $x_{(39)}^*$ is the unique optimal solution of Problem (48), the first term in the right-hand-side of (51) reduces to $\frac{1}{N} \sum_i^N F(x_{(48)}^*, \xi^{(i)})$. Then, we define another random variable:

$$\tilde{\varepsilon}(N) = \frac{1}{N} \sum_i^N F(x_{(49)}^*, \xi^{(i)}) - \frac{1}{N} \sum_i^N F(x_{(48)}^*, \xi^{(i)}) = \mathcal{O}_p\left(\frac{1}{\sqrt{N}}\right), \quad (52)$$

which implies that $\sqrt{N}\tilde{\varepsilon}(N) \sim \mathcal{N}(0, \sigma^2(x_{(48)}^*))$ for a large N .

According to the theory of probability distributions, the sum of normally distributed random variables still follows a normal distribution. Given that $\mathbb{E}[F(x_{(49)}^*, \xi)] - \mathbb{E}[F(x_{(48)}^*, \xi)] = \varepsilon(x_{(49)}^*, N) - \varepsilon(x_{(48)}^*, N) + \tilde{\varepsilon}(N)$, we have:

$$\sqrt{N} \left(\mathbb{E}[F(x_{(49)}^*, \xi)] - \mathbb{E}[F(x_{(48)}^*, \xi)] \right) \sim \mathcal{N}(0, \hat{\sigma}^2),$$

where the mean is zero since the random variables $\varepsilon(x_{(49)}^*, N)$, $\varepsilon(x_{(48)}^*, N)$, and $\tilde{\varepsilon}(N)$ all have zero means. Since the candidate solution $x_{(49)}^*$ depends on N while $x_{(48)}^*$ does not, we can consider they are independent from each other. Consequently, the three random variables are independent from each other such that, while their covariances are zeros, the variance of sum equals to the sum of variances. In other words, $\hat{\sigma}^2 = \text{Var}[\hat{\varepsilon}(N)] = \sigma^2(x_{(49)}^*) + 2\sigma^2(x_{(48)}^*) = \text{Var}[f_b(x_{\text{DdP}}^*, \xi)] + 2\text{Var}[f_b(x_{\text{ItM}}^*, \xi)]$ as (49)=**DdP** and (48)=**ItM**, where $\hat{\varepsilon}(N)$ denotes $(\mathbb{E}[F(x_{(49)}^*, \xi)] - \mathbb{E}[F(x_{(48)}^*, \xi)])$. According to Definition 4.1, one can consider $\mathbb{E}[F(x_{\text{DdP}}^*, \xi)] = \mathbb{E}[F(x_{\text{ItM}}^*, \xi)]$ if $|\hat{\varepsilon}(N)| \leq \bar{\varepsilon}$. Then, the probability of $x_{\text{DdP}}^* = x_{\text{ItM}}^*$, i.e. $\mathbb{P}[x_{\text{DdP}}^* = x_{\text{ItM}}^*]$, is equivalent to $\mathbb{P}[|\hat{\varepsilon}(N)| \leq \bar{\varepsilon}]$. Given that $\sqrt{N}\hat{\varepsilon}(N) \sim \mathcal{N}(0, \hat{\sigma}^2)$, we have:

$$\rho_{1,1} = \mathbb{P}[x_{\text{DdP}}^* = x_{\text{ItM}}^*] = \mathbb{P}[|\hat{\varepsilon}(N)| \leq \bar{\varepsilon}] = \text{erf}\left(\frac{\sqrt{N}\bar{\varepsilon}}{\sqrt{2}\hat{\sigma}}\right). \quad (53)$$

In what follows, the probability that x_{ItM}^* is optimal to **GOU**, i.e. $\rho_{1,2} = \mathbb{P}[x_{\text{GOU}}^* = x_{\text{ItM}}^*]$, is evaluated. Assuming there are a active scenarios associated

with x_{GOU}^* , we first consider an event (E1): when a scenario $\xi^{(j)}$ is randomly selected from Ω , it is (or is in the $\hat{\eta}$ -vicinity of) one of the a active scenarios. The probability of E1 is not less than α since an active scenario (and the scenarios in its $\hat{\eta}$ -vicinity) should be a high-probability scenario which satisfies constraint $\mathbb{P}[\xi^{(j)}] \geq \alpha$ in the PRC (1b). Then, the second event (E2) is considered: when $\xi^{(j)}$ is randomly selected from Ω_α , it is (or is in the $\hat{\eta}$ -vicinity of) one of the a active scenarios. Given that $\Omega_\alpha \subset \Omega$ and the complementary set $\Omega \setminus \Omega_\alpha$ does not contain any active scenario, it's straightforward to know that $\mathbb{P}[\text{E2}] = (M/M_\alpha) \cdot \mathbb{P}[\text{E1}]$. As a result, we have $\mathbb{P}[\text{E2}] \geq \alpha M/M_\alpha$. Further, the third event (E3(b)) is defined: when N ($N > a$) scenarios are randomly selected from Ω_α , b ($0 \leq b < a$) of them are active scenarios or scenarios from the $\hat{\eta}$ -vicinities of b active scenarios respectively. Therefore, the probability of E3(b) is

$$\mathbb{P}[\text{E3}(b)] = \frac{a!}{b!(a-b)!} (\mathbb{P}[\text{E2}])^b (1 - \mathbb{P}[\text{E2}])^{N-b}$$

For typical values for N , b , and α , we have

$$\mathbb{P}[\text{E3}(b)] \leq \frac{a!}{b!(a-b)!} \left(\frac{\alpha M}{M_\alpha} \right)^b \left(\frac{M_\alpha - \alpha M}{M_\alpha} \right)^{N-b}.$$

Finally, the forth event (E4) is considered: set Ω_α^N , i.e., the set of the N selected scenarios, contains all the the a active scenarios or at least one scenario from the $\hat{\eta}$ -vicinity of each active scenario. Then,

$$\mathbb{P}[\text{E4}] = 1 - \sum_{b=0}^a \mathbb{P}[\text{E3}(b)] \geq 1 - \sum_{b=0}^a \frac{a!}{b!(a-b)!} \left(\frac{\alpha M}{M_\alpha} \right)^b \left(\frac{M_\alpha - \alpha M}{M_\alpha} \right)^{N-b}. \quad (54)$$

According to Proposition 5.1, x_{GOU}^* can be considered equal to x_{ItM}^* if Ω_α^N contains all the the a active scenarios or at least one scenario from the $\hat{\eta}$ -vicinity of each active scenario. Let $\rho_{1,2} = \mathbb{P}[\text{E4}]$, since both $\rho_{1,1}$ and $\rho_{1,2}$ depend on N , $x_{\text{ItM}}^* = x_{\text{DdP}}^*$ and $x_{\text{GOU}}^* = x_{\text{ItM}}^*$ are two dependent events. As a result, the probability that $x_{\text{DdP}}^* = x_{\text{GOU}}^*$ is not less than the minimum of $\rho_{1,1}$ and $\rho_{1,2}$, i.e., $\rho_1 \geq \min\{\rho_{1,1}, \rho_{1,2}\}$. Proposition indicates that $a \leq n$, then

$$\rho_{1,2} = \mathbb{P}[\text{E4}] \geq 1 - \sum_{b=0}^n \frac{n!}{b!(n-b)!} \left(\frac{\alpha M}{M_\alpha} \right)^b \left(\frac{M_\alpha - \alpha M}{M_\alpha} \right)^{N-b}.$$

Therefore, relation (26) holds under random scenario selection. \square

Proof of Proposition 5.2: If $f_b(x, \xi) = f_{b,1}(x) + f_{b,2}(\xi)$ and N is big enough, we have

$$\begin{aligned} & \text{Var}[f_b(x_{DdP}^*, \xi)] \\ & \approx \frac{1}{N} \sum_i^N \left(f_{b,1}(x_{DdP}^*) + f_{b,2}(\xi^{(i)}) - \frac{1}{N} \sum_i^N (f_{b,1}(x_{DdP}^*) + f_{b,2}(\xi^{(i)})) \right)^2 \\ & = \frac{1}{N} \sum_i^N \left(f_{b,2}(\xi^{(i)}) - \frac{1}{N} \sum_i^N f_{b,2}(\xi^{(i)}) \right)^2 \\ & \approx \text{Var}[f_{b,2}(\xi)]. \end{aligned}$$

Similarly, $\text{Var}[f_b(x_{(24)}^*, \xi)] \approx \text{Var}[f_{b,2}(\xi)]$. As a result, in theorem 5.1,

$$\hat{\sigma} = \sqrt{\text{Var}[f_b(x_{DdP}^*, \xi)] + 2\text{Var}[f_b(x_{(24)}^*, \xi)]} \approx \sqrt{3\text{Var}[f_{b,2}(\xi)]}.$$

□

Proof of Lemma 5.1: Following the proof of Theorem 5.1, we let $\mathbb{E}[F(x, \xi)] = f_a(x) + \mathbb{E}[f_b(x, \xi)]$, and rewrite (4a) and (28a) as:

$$\min_x \quad \mathbb{E}[F(x, \xi)] \quad \text{s.t.} \quad g(x) \leq 0 \quad (55a)$$

$$\min_x \quad \frac{1}{N} \sum_i^N F(x, \xi^{(i)}) \quad \text{s.t.} \quad g(x) \leq 0, \quad (55b)$$

respectively. Let $x_{(55a)}^*$ and $x_{(55b)}^*$ be the optimal solution of problems (55a) and (55b) respectively, it's straightforward to know that (55b) \rightarrow (55a) and $x_{(55b)}^* \rightarrow x_{(55a)}^*$ as $N \rightarrow \infty$. Let $\varepsilon(x, N)$ be the error between the objective functions of (55b) and (55a), we know $\sqrt{N}\varepsilon(x_{(55b)}^*, N) \sim \mathcal{N}(0, \sigma^2(x_{(55b)}^*))$ and $\sqrt{N}\varepsilon(x_{(55a)}^*, N) \sim \mathcal{N}(0, \sigma^2(x_{(55a)}^*))$ from the proof of Theorem 5.1. Moreover, $\frac{1}{N} \sum_i^N F(x_{(55b)}^*, \xi^{(i)}) = \inf_{x \in \mathcal{X}^*} \frac{1}{N} \sum_i^N F(x, \xi^{(i)}) + \mathcal{O}_p(\frac{1}{\sqrt{N}})$, where \mathcal{X}^* is the set of optimal solutions of (55a). If $x_{(55a)}^*$ is the unique solution of optimal solutions of Problem (55a), we have $\frac{1}{N} \sum_i^N F(x_{(55b)}^*, \xi^{(i)}) = \frac{1}{N} \sum_i^N F(x_{(55a)}^*, \xi^{(i)}) + \mathcal{O}_p(\frac{1}{\sqrt{N}})$. Then, let $\tilde{\varepsilon}(N) = \frac{1}{N} \sum_i^N (F(x_{(55b)}^*, \xi^{(i)}) - F(x_{(55a)}^*, \xi^{(i)}))$, it implies that $\sqrt{N}\tilde{\varepsilon}(N) \sim \mathcal{N}(0, \sigma^2(x_{(55a)}^*))$ for a large N .

Let $\hat{\varepsilon}(N) = \mathbb{E}[F(x_{(55b)}^*, \xi)] - \mathbb{E}[F(x_{(55a)}^*, \xi)]$, then $\hat{\varepsilon}(N) = \varepsilon(x_{(55a)}^*, N) - \varepsilon(x_{(55b)}^*, N) + \tilde{\varepsilon}(N)$. Given that the random variables $\varepsilon(x_{(55a)}^*, N)$, $\varepsilon(x_{(55b)}^*, N)$, and $\tilde{\varepsilon}(N)$ all have zero means, we have $\sqrt{N}\hat{\varepsilon}(N) \sim \mathcal{N}(0, \hat{\sigma}^2)$. Since the candidate solution $x_{(55b)}^*$ depends on N while $x_{(55a)}^*$ does not, we can consider they are independent from each other. Consequently, the three random variables are independent from each other such that their covariances are zeros, i.e. $\hat{\sigma}^2 = \sigma^2(x_{(55b)}^*) + 2\sigma^2(x_{(55a)}^*) = \text{Var}[f_b(x_{(28a)}^*, \xi)] + 2\text{Var}[f_b(x_{(4a)}^*, \xi)]$. Definition 4.1 indicates that $\mathbb{E}[F(x_{(55b)}^*, \xi)]$ can be considered equal to $\mathbb{E}[F(x_{(55a)}^*, \xi)]$ if $\hat{\varepsilon}(N) \leq \bar{\varepsilon}$. Hence, $\mathbb{P}[x_{(55b)}^* = x_{(55a)}^*]$ is equivalent to $\mathbb{P}[\hat{\varepsilon}(N) \leq \bar{\varepsilon}]$. Since

$\sqrt{N}\hat{\epsilon}(N) \sim \mathcal{N}(0, \hat{\sigma}^2)$, we have $\mathbb{P}[x_{(28a)}^* = x_{(4a)}^*] = \mathbb{P}[x_{(55b)}^* = x_{(55a)}^*] = \text{erf}(\sqrt{N}\epsilon/\sqrt{2}\hat{\sigma})$.

□

Proof of Lemma 5.2: Suppose that a specific scenarios contain all the active constraints of the optimal solution $x_{(27)}^*$ of (27), the concept of “big data” implies that the set Ω_α contains all the a active scenarios. When a scenario is randomly selected from Ω_α , the probability that this selected scenario is or is in the vicinity of one of the a active scenarios is $\geq \alpha M/M_\alpha$ according to the proof of Theorem 5.1. As a result, when N ($N > a$) scenarios are randomly selected from Ω_α , the probability $\tilde{\rho}$ that these N selected scenarios include at least one scenario from the $\hat{\eta}$ -vicinity of each active scenario is $\geq 1 - \sum_b^a a!/(b!(a-b)!)(\alpha M/M_\alpha)^b(1 - \alpha M/M_\alpha)^{(N-b)}$. Given that $x_{(28b)}^*$ can be considered equal to $x_{(27)}^*$ if set Ω_α^N contains at least one scenario from the $\hat{\eta}$ -vicinity of each active scenario, we have $\rho_1 = \tilde{\rho}$. Moreover, since $a \leq n$, we have $\rho \geq 1 - \sum_b^n n!/(b!(n-b)!)(\alpha M/M_\alpha)^b(1 - \alpha M/M_\alpha)^{(N-b)}$. $\mathbb{P}_N^b = \frac{a!}{b!(a-b)!} \left(\frac{a}{M_\alpha}\right)^b \left(1 - \frac{a}{M_\alpha}\right)^{N-b}$.

□

References

1. John R Birge and Francois Louveaux. *Introduction to stochastic programming*. Springer Science & Business Media, 2011.
2. Dimitris Bertsimas, David B Brown, and Constantine Caramanis. Theory and applications of robust optimization. *SIAM review*, 53(3):464–501, 2011.
3. Pu Li, Harvey Arellano-Garcia, and Günter Wozny. Chance constrained programming approach to process optimization under uncertainty. *Computers & chemical engineering*, 32(1-2):25–45, 2008.
4. Abebe Geletu, Michael Klöppel, Hui Zhang, and Pu Li. Advances and applications of chance-constrained approaches to systems optimisation under uncertainty. *International Journal of Systems Science*, 44(7):1209–1232, 2013.
5. Chao Ning and Fengqi You. Optimization under uncertainty in the era of big data and deep learning: When machine learning meets mathematical programming. *Computers & Chemical Engineering*, 125:434–448, 2019.
6. Alexander Shapiro, Darinka Dentcheva, and Andrzej Ruszczyński. *Lectures on stochastic programming: modeling and theory*. SIAM, 2021.
7. Jorge Nocedal and Stephen Wright. *Numerical optimization*. Springer Science & Business Media, 2006.
8. Rimmi Anand, Divya Aggarwal, and Vijay Kumar. A comparative analysis of optimization solvers. *Journal of Statistics and Management Systems*, 20(4):623–635, 2017.
9. Martin Dyer and Leen Stougie. Computational complexity of stochastic programming problems. *mathematical programming*, 106(3):423–432, 2006.
10. Alexander Shapiro. Computational complexity of stochastic programming: Monte carlo sampling approach. In *Proceedings of the International Congress of Mathematicians 2010 (ICM 2010) (In 4 Volumes) Vol. I: Plenary Lectures and Ceremonies Vols. II–IV: Invited Lectures*, pages 2979–2995. World Scientific, 2010.
11. Marco C Campi and Simone Garatti. The exact feasibility of randomized solutions of uncertain convex programs. *SIAM Journal on Optimization*, 19(3):1211–1230, 2008.
12. Teodoro Alamo, Roberto Tempo, and Amalia Luque. On the sample complexity of probabilistic analysis and design methods. In *Perspectives in mathematical system theory, control, and signal processing*, pages 39–50. Springer, 2010.

13. Madanlal Tilakchand Wasan. *Stochastic approximation*. Number 58. Cambridge University Press, 2004.
14. André I Khuri and Siuli Mukhopadhyay. Response surface methodology. *Wiley Interdisciplinary Reviews: Computational Statistics*, 2(2):128–149, 2010.
15. Lauren A Hannah. Stochastic optimization. *International Encyclopedia of the Social & Behavioral Sciences*, 2:473–481, 2015.
16. Arkadi Nemirovski and Alexander Shapiro. Convex approximations of chance constrained programs. *SIAM Journal on Optimization*, 17(4):969–996, 2007.
17. Zdravko I Botev, Joseph F Grotowski, and Dirk P Kroese. Kernel density estimation via diffusion. *The annals of Statistics*, 38(5):2916–2957, 2010.
18. Peter Hall, JS Marron, and Byeong U Park. Smoothed cross-validation. *Probability theory and related fields*, 92(1):1–20, 1992.
19. Sanjeev Arora and Boaz Barak. *Computational complexity: a modern approach*. Cambridge University Press, 2009.
20. Peyman Mohajerin Esfahani, Tobias Sutter, and John Lygeros. Performance bounds for the scenario approach and an extension to a class of non-convex programs. *IEEE Transactions on Automatic Control*, 60(1):46–58, 2014.
21. Mary B Cain, Richard P O’neill, and Anya Castillo. History of optimal power flow and formulations. *Federal Energy Regulatory Commission*, 1:1–36, 2012.
22. Hui Zhang and Pu Li. Probabilistic analysis for optimal power flow under uncertainty. *IET Generation, Transmission & Distribution*, 4(5):553–561, 2010.
23. Power system test cases. <https://icseg.iti.illinois.edu/power-cases/>. Illinois Center for a Smarter Electric Grid (ICSEG).
24. Edwin KP Chong and Stanislaw H Zak. *An introduction to optimization*. John Wiley & Sons, 2004.
25. Hans Fischer. *A history of the central limit theorem: From classical to modern probability theory*. Springer, 2011.
26. Alexander Shapiro. Asymptotic analysis of stochastic programs. *Annals of Operations Research*, 30(1):169–186, 1991.