

Environmental Claim Detection

Dominik Stammbach
ETH Zurich
dominsta@ethz.ch

Nicolas Webersinke
FAU Erlangen-Nuremberg
nicolas.webersinke@fau.de

Julia Anna Bingler
Council on Economic Policies
jb@cepweb.org

Mathias Kraus
FAU Erlangen-Nuremberg
mathias.kraus@fau.de

Markus Leippold
University of Zurich
markus.leippold@bf.uzh.ch

Abstract

To transition to a green economy, environmental claims made by companies must be reliable, comparable, and verifiable. To analyze such claims at scale, automated methods are needed to detect them in the first place. However, there exist no datasets or models for this. Thus, this paper introduces the task of environmental claim detection. To accompany the task, we release an expert-annotated dataset and models trained on this dataset. We preview one potential application of such models: We detect environmental claims made in quarterly earning calls and find that the number of environmental claims has steadily increased since the Paris Agreement in 2015.

1 Introduction

In the face of climate change, we witness a transition towards a more sustainable and green economy. This change is driven by changes in regulation, public opinion, and investor attitudes. For example, global assets managed under a sustainability label are on track to exceed \$53 trillion by 2025, more than a third of total assets under management. However, unfortunately, the boom has been accompanied by rampant greenwashing, with companies boasting about their environmental credentials.¹ Because of this surge in environmental claims and to protect consumers, initiatives on substantiating green claims are developed.² Due to an ever-growing amount of text, there is a need for automated methods to detect environmental claims. Detecting such claims at scale can assist policy-makers, regulators, journalists, activists, the research community, and an informed public in analyzing and scrutinizing environmental claims made by companies and facilitating the transition to a green economy.

¹See, e.g., The Economist, May 22nd, 2021.

²For example an EU initiative on green claims: https://ec.europa.eu/environment/eussd/smgp/initiative_on_green_claims.htm

Environmental claim: A total population of 6148 is getting the benefit of safe potable drinking water due to this initiative.

Environmental claim: Hydro has also started working on several initiatives to reduce direct CO2 emission in primary aluminium production.

Negative example: Generally, first of all, our Transmission department is very busy, both gas and electric transmission, I should say, meeting the needs of our on-network customers.

Negative example: Teams are thus focused on a shared objective in terms of growth and value creation.

Figure 1: Environmental Claims and Negative Examples from our dataset.

Thus, we introduce the task of environmental claim detection. Environmental claim detection is a sentence-level classification task with the goal of predicting whether a sentence contains an environmental claim or not. Often, environmental claims are made in a clear and concise matter on a sentence level, with the intention to convey to a consumer or stakeholder that a company or product is environmentally friendly.

To facilitate future research on environmental claim detection, we release an expert-annotated dataset containing real-world environmental claims and models which can be used by practitioners. For constructing the dataset, we were inspired by the European Commission (EC), which defines such claims as follows: *Environmental claims refer to the practice of suggesting or otherwise creating the impression (in the context of a commercial communication, marketing or advertising) that a product or a service is environmentally friendly (i.e., it has a positive impact on the environment) or is less damaging to the environment than competing goods or services.*³ While such claims can be truthful and made in good faith, boasting about environmental credentials can also be monetized (*de Freitas Netto*

³From the Commission Staff Working Document, Guidance on the implementation/application of Directive 2005/29/EC on Unfair Commercial practices, Brussels, 3 December 2009 SEC(2009) 1666. See section 2.5 on misleading environmental claims.

et al., 2020). For example, consumers are willing to spend more money on environmentally friendly products (Nielsen Media Research, 2015). The Commission states if environmental claims are too vague, unclear, or misleading, we are confronted with an instance of "greenwashing" (this definition is given in the same Commission Staff Working Document).

We situate environmental claim detection at the intersection of claim detection (e.g., Arslan et al., 2020) and pledge detection (Subramanian et al., 2019; Fornaciari et al., 2021). An environmental claim is typically made to increase the environmental reputation of a firm or a product. We show that models trained on the current claim and pledge detection datasets perform poorly at detecting environmental claims, hence the need for this new dataset. We make our dataset, code and models publicly available.⁴ Lastly, we envision computer-assisted detection of greenwashing in future work, i.e., the automatic determination if an environmental claim is false, too vague, non-verifiable, or misleading. To make progress on automated greenwashing detection, it is mandatory to first detect environmental claims at scale.

2 Related Work

This work is part of an ongoing effort at the intersection of environmental and climate change-related topics and natural language processing (Stede and Patz, 2021). Resulting datasets and methods can help regulators, policy-makers, journalists, the research community, activists, and an informed public investigate such topics at scale with the help of computer assistance. Methods include ClimateBERT (Webersinke et al., 2021), and ClimateGPT (Vaghefi et al., 2022), two language models pre-trained on climate-related text. NLP tasks and datasets include climate change topic detection (Varini et al., 2020) and detecting media stance on global warming (Luo et al., 2020). Duong et al. (2022) collect climate change opinions at scale from social platforms, Al-Rawi et al. (2021) analyze fake news Tweets around climate change. In a similar direction Coan et al. (2021) analyze contrarian claims about climate change and (Piskorski et al., 2022) explore data augmentation techniques for climate change denial classification.

⁴We host all code, data and models on https://github.com/dominiksinsaarland/environmental_claims. The dataset can also be accessed as a [huggingface dataset](#), and our model is available on the [huggingface model hub](#).

split	# examples	mean length	claims (%)
train	2117	24.4	0.25
dev	265	24.2	0.25
test	265	24.9	0.25
all	2647	24.5	0.25

Table 1: Dataset Statistics

Further, there exists work about claim verification of climate change related claims (Diggelmann et al., 2020), detecting media stance on global warming (Luo et al., 2020), collecting climate change opinions at scale from social platforms (Duong et al., 2022), and finally, the analysis of regulatory disclosures (Friederich et al., 2021; Kölbel et al., 2022).

In this broader context of applying NLP methods for climate change-related topics, We situate environmental claim detection at the intersection of claim spotting and pledge detection, covering the domain of text produced by companies with the goal of boosting their environmental credentials. Claim spotting is the task of finding fact-check worthy claims (Arslan et al., 2020; Atanasova et al., 2018; Barron-Cedeno et al., 2020). Pledge detection aims to detect pledges made in, for example, political campaigns (Subramanian et al., 2019; Fornaciari et al., 2021). Environmental claims state an environmental benefit (claim) or convey the intention (pledge) for a material impact, i.e., some environmental benefit, which pleases the audience (consumers or stakeholders) of the claim.

3 Dataset

Our dataset contains environmental claims made by listed companies. We collected text from sustainability reports, earning calls, and annual reports of listed companies and annotated 3'000 sentences. After discarding tied annotations, our resulting dataset contains 2'647 examples.⁵ We provide dataset statistics in Table 1 and a text length histogram in Appendix Table 4.

The dataset is annotated by 16 domain experts.⁶

⁵In the GitHub repository, we also include a link to all 3'000 sentences, with the 4 individual annotations for each datapoint (including ties), in case this additional information is useful for follow-up research.

⁶All annotators passed a core course on sustainable investing with a high grade. This course is part of the executive education program for the Master of Advanced Studies in Sustainable Finance, offered by the University of Zurich. Most of the annotators have prior work experience in the financial sector.

model	CV				dev				test			
	pr	rc	F1	acc	pr	rc	F1	acc	pr	rc	F1	acc
Majority baseline	0.0	0.0	0.0	74.9	0.0	0.0	0.0	74.7	0.0	0.0	0.0	75.1
Random baseline	26.2	53.2	35.1	50.5	27.9	58.2	37.7	51.3	26.2	46.6	33.5	53.5
ClaimBuster RoBERTa	27.9	62.6	38.6	49.9	27.3	52.7	35.9	47.5	25.3	51.4	33.9	45.7
Pledge Detection RoBERTa	26.2	31.7	28.7	60.4	27.6	28.4	28.0	59.2	24.1	29.2	26.4	55.8
TF-IDF SVM	71.1	65.9	68.4	84.7	67.7	63.6	65.6	83.4	68.1	70.1	69.1	84.2
Character n-gram SVM	76.8	63.6	69.6	86.0	69.2	68.2	68.7	84.5	75.0	67.2	70.9	86.0
DistilBERT	79.9	89.0	84.2	91.6	<u>77.5</u>	93.9	<u>84.9</u>	<u>91.7</u>	74.4	95.5	83.7	90.6
ClimateBERT	80.1	<u>90.1</u>	84.8	<u>91.9</u>	76.9	90.9	83.3	90.9	<u>76.5</u>	92.5	<u>83.8</u>	<u>90.9</u>
RoBERTa _{base}	77.8	91.3	84.0	91.3	74.7	93.9	83.2	90.6	73.3	<u>94.0</u>	82.4	89.8
RoBERTa _{large}	83.1	<u>90.1</u>	86.4	92.9	80.5	93.9	86.7	92.8	78.5	92.5	84.9	91.7

Table 2: Main results: We report precision, recall, F1, and accuracy on a cross-validation split (CV), the development set (dev), and the test set of the environmental claims dataset. All numbers are reported as %, and best performance per split is indicated in bold, the second best is underlined.

The authors drafted annotation guidelines in an iterative process and added examples of clear and borderline environmental claims to the guidelines. In Appendix B, we list the complete guidelines available to the annotators, along with examples and rationales that the authors discussed in pilot annotation rounds.

To extract the sentences annotated in our dataset, we use a preliminary model to sample candidate sentences from various text sources produced by firms. Furthermore, we randomly sample sentences from different clusters obtained with k-means to increase the coverage of the domain. We describe the sampling process of the dataset in detail in Appendix A and provide further information on the data sources in Appendix C.

While we do not release a large-scale dataset, this is the result of a conscious decision to prioritize quality over quantity. We employed domain experts to annotate the data, which results in costly annotations. In Appendix D, we show that the performance of models converges after being trained on more than 60% of the training set, and we find diminishing marginal utility of including more sentences. Hence our decision to stop annotation here and release an annotated dataset with 2’647 examples.

We assigned each sentence to four annotators. The annotations are aggregated by majority vote. 60% of the 3’000 samples was decided unanimously by the annotators, and 88.3% of the annotations made were part of a majority decision. 353 sentences received tied annotations (11.7% of the samples), and we discarded these examples from the dataset. The overall inter-annotator agreement measured in Krippendorff’s alpha is 0.47, indicating moderate agreement.

4 Experiments

We conduct two types of experiments: (1) We examine the performance of various models on our dataset, among them pre-trained claim and pledge detection models and fine-tuned environmental claim detection transformer models (such as, e.g. Devlin et al., 2019; Liu et al., 2019; Sanh et al., 2019; Webersinke et al., 2021). (2) we apply our models to the text produced by listed companies, which leads to a small case study demonstrating one of the intended use cases of the dataset.

4.1 Environmental Claim Detection Models

We report various metrics on a 5-fold cross-validation split of the whole dataset, the development, and the test set in Table 2. We present two poorly performing baselines: *majority*, where we assign the not-a-claim label to all examples, and *random*, where we randomly assign one of the two labels to each example. Next, we fine-tune a RoBERTa_{base} model on the ClaimBuster dataset (Arslan et al., 2020), and use this model to detect environmental claims in the dataset.⁷ While achieving rather high recall, the model does not cope well with the domain shift and fails to detect environmental claims reliably. Similar findings hold for a RoBERTa_{base} model trained on a Pledge Detection dataset (Subramanian et al., 2019).⁸ These results highlight the need for a dedicated dataset.

Furthermore, we train two SVM models. The first one uses tf-idf bag-of-word features, the sec-

⁷We train the model to distinguish fact-check-worthy claims vs. all other claims. The model works exceptionally well on the ClaimBuster test set with a micro-F1 of 97.9% and a macro-F1 of 97.0%.

⁸The model achieves a 67% F1 score and 78% accuracy on a held-out split of the Pledge Detection but also fails to adapt to detect environmental claims.

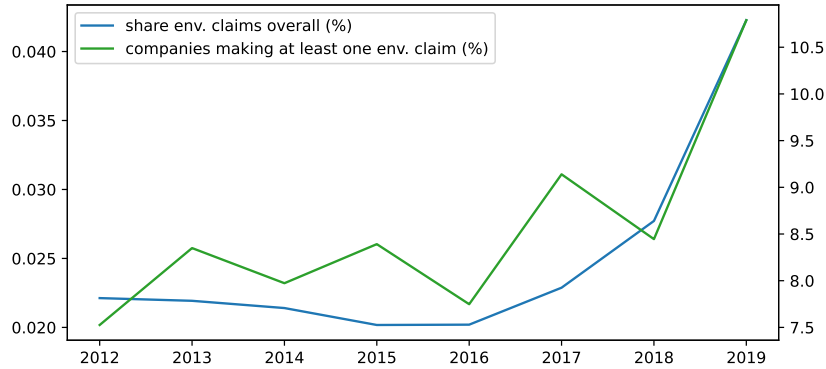


Figure 2: Amount of environmental claims (in %) made in earning calls answer sections. The blue line (y-axis on the left) shows the share of environmental claims made each year. The green line shows the share of companies making at least one environmental claim in a given year (y-axis on the right).

ond is based on character n-gram features. Both models achieve an acceptable F1 score between 65% and 71% on all dataset splits, indicating that using environment-related keywords or n-grams is indicative of whether a sentence is an environmental claim. However, all transformer models explored in this study outperform the SVM, hence the presence of environmental keywords alone is not sufficient for predicting such claims. Especially for recall, we find a large gap between transformer and SVM models of up to 25% points. We interpret this gap as evidence that not all environmental claims contain distinguishing environmental keywords.

Lastly, we fine-tune various transformer models (Liu et al., 2019; Sanh et al., 2019; Webersinke et al., 2021). They all achieve an F1 score higher than 82% on all different dataset splits, a vast performance increase compared to the other models examined so far. We observe only minor differences between these models. The biggest model RoBERTa_{large} achieves the best scores overall, followed by ClimateBERT, a DistilBert-like language model further pre-trained on over 1.6 million climate-related paragraphs. Hence, further pre-training on climate-related text seems beneficial to detect environmental claims.

For training our models, we use Hugging Face (Wolf et al., 2020) and standard RoBERTa hyper-parameters. We use the Adam optimizer with a learning rate of $2e-5$, a batch size of 16, and train models for 3 epochs. To minimize compute and environmental footprint of our experiments and due to consistent results over different dataset splits, we did not explore other hyper-parameters in more detail and reported only results of single runs.

4.2 Earning Calls

We use our trained model to detect environmental claims in corporate earning calls between 2012 and 2020. These are conference calls between the management of a publicly traded company, analysts, investors, and the media to discuss the company’s financial results and other topics for a given reporting period (mainly quarterly). The conference calls consist of different segments, of which the segment with questions and answers is the most interesting for our purposes. Therefore, we focus on the management responses, which consist of 12 million sentences from 3,361 unique companies. All earnings conference call transcripts are obtained from Refinitiv Company Events Coverage. Due to the size of the data and computational constraints, we use our ClimateBERT model, fine-tuned on detecting environmental claims instead of the RoBERTa_{large} model.

We would expect that the amount of environmental claims made by corporations and business leaders has steadily increased since the Paris Agreement in 2015. In Figure 2, we find that this is indeed the case. The amount of environmental claims is not only increasing, but the increase is also accelerating. In 2019, the share of environmental claims is twice as high as in 2015. Not only the amount of environmental claims made in earning calls is increasing, but also the share of companies who makes such claims increased by 33%, and in 2019, one in ten companies makes at least one environmental claim in the answer sections of an earning call.

In Figure 3, we display word clouds for the most important words classified as non-claims (on the



Figure 3: Word clouds of non-claims (on the left) and environmental claims (on the right) in earnings call transcripts.

left), and the most important words for environmental claims (on the right). It is evident that the sentences classified as claims contain more environmental-related keywords; We see that these keywords cover different environmental aspects, e.g., recycling and waste, carbon and emissions, renewables, water, etc. In Appendix Table 6, we additionally list the 5 highest and lowest scoring sentences based on our model. Our model effectively identifies environmental claims as the predominant category at the upper end of the distribution, whereas it appears that such claims are absent in the lower end of the distribution.

This small case study illustrates one of the intended use cases of our dataset and the associated models: We present a tool that allows us to detect environmental claims at scale. Having access to environmental claims at scale makes it possible to analyze and scrutinize them in future work.

5 Conclusion

The vast and ever-growing volume of corporate disclosures, regulatory filings, and statements in the news calls for an algorithmic approach to detect environmental claims made by companies at scale. Thus, we introduce the NLP task of detecting environmental claims, a dataset containing such claims and associated models which can detect these claims in the wild. Our dataset is annotated by domain experts and thus of high quality. We describe the dataset and its construction process and present various models for detecting environmental claims in our dataset and a small case study.

We envision several directions for future work. First, we plan to investigate "greenwashing", the practice of making a false, vague, unclear, or mis-

leading environmental claim. To make progress on this front, it is mandatory that we can detect environmental claims in the first place. Second, models trained on detecting environmental claims have merits of their own, as previewed in our case study. We plan to explore more such applications in detail, e.g., analyzing annual reports and TCFD⁹ reports at scale. For example, it would be interesting to see in which sections of TCFD reports firms to make environmental claims. Lastly, we expect an increase of contributions at the intersection of environmental topics, climate change, and NLP in the near future. This work contributes to such efforts.

Limitations

We find several limitations in this work. First, we acknowledge that the technical novelty of this work is limited: We introduce a sequence classification task, and we investigate rather standard models in our experiment section (i.e., state-of-the-art transformer language models). Nevertheless, we believe that there is a gap in the literature for the task presented in this work, hence our introduction of the environmental claim detection task, the dataset, and models.

Second, we collect data from sustainability reports, earning calls, and annual reports. However, this does not cover the universe of text where environmental claims are made, e.g., company websites and product descriptions. Also, environmental claims can be made about environmental improvements on a wide range of topics such as carbon emissions, water pollution, and recycling, among others. We discussed creating different datasets,

⁹Task Force on Climate-Related Financial Disclosures

where each dataset is dedicated to one specific issue. However, we leave this to future work. Third, sometimes it is necessary to have access to more context to determine whether a sentence is an environmental claim. We discussed whether it would be beneficial to annotate whole paragraphs instead. However, the trade-off would be exploding annotation work and costs, hence our decision to introduce environmental claims as a sentence-level classification task (and we specifically asked annotators to reject ambiguous cases as environmental claims). Nevertheless, given a unlimited budget, we would have pursued annotating whole paragraphs instead (or annotating all environmental claims in a paragraph).

Our data sources, e.g., sustainability reports, are mostly published by European and US-listed companies, which is reflected in our dataset. We crawled these reports from the SEC¹⁰, hence our dataset contains mostly claims made by (a) big firms and (b) firms from developed countries. It is conceivable that smaller firms and firms from non-developed countries make different environmental claims, and models trained on our dataset might not be suitable to detect these claims.

Moreover, our work is subject to all concerns raised in the Ethics Statement below. We find it important to keep all these perspectives in mind when reading and discussing our work.

Ethics Statement

Intended Use: This dataset will benefit journalists, activists, the research community, and an informed public analyzing environmental claims made by listed companies at scale. Also, we see this as a first step towards algorithmic greenwashing detection using NLP methods. It might also be useful to policy-makers and regulators in both the financial sector and the legal domain. Next, we hope companies are inspired by our work to produce more carefully drafted environmental claims. To conclude, we envision that the dataset and related models bring a large positive impact by encouraging truly environmentally friendly actions and less verbose boasting about environmental credentials.

Misuse Potential: Although we believe the intended use of this research is largely positive, there exists the potential for misuse. For example, it is possible that for-profit corporations will exploit

AI models trained on this dataset while drafting environmental claims.

Model Bias: Although the performance of NLP models usually achieves an F1 score of above 80%, it is widely known that ML models suffer from picking up spurious correlations from data. Furthermore, it has been shown that large pre-trained language models such as ClimateBERT suffer from inherent biases present in the pre-training data leading to biased models – and we believe our models presented in this work also suffer from these biases.

Data Privacy: The data used in this study are mostly public textual data provided by companies and public databases. There is no user-related data or private data involved.

Annotator Salary: We paid standard research assistant salaries of around \$30 per hour, which is common practice at the University of Zurich. We were upfront in disclosing to annotators that their annotations will lead to a dataset and models which can automatically detect environmental claims. We found that this goal motivated annotators. We speculate (and hope) annotators interpreted the dataset creation process and the goal of releasing the resulting dataset and models as an AI4Good application. The feedback was overwhelmingly positive, and many annotators have asked whether it is possible to participate in follow-up annotation work related to greenwashing detection.

References

- Ahmed Al-Rawi, Derrick O’Keefe, Oumar Kane, and Aimé-Jules Bizimana. 2021. Twitter’s fake news discourses around climate change and global warming. *Front. Commun.*, 6.
- Fatma Arslan, Naeemul Hassan, Chengkai Li, and Mark Tremayne. 2020. [A benchmark dataset of check-worthy factual claims](#). *Proceedings of the International AAAI Conference on Web and Social Media*, 14(1):821–829.
- Pepa Atanasova, Alberto Barron-Cedeno, Tamer Elsayed, Reem Suwaileh, Wajdi Zaghouni, Spas Kyuchukov, Giovanni Da San Martino, and Preslav Nakov. 2018. [Overview of the clef-2018 checkthat! lab on automatic identification and verification of political claims. task 1: Check-worthiness](#).
- Alberto Barron-Cedeno, Tamer Elsayed, Preslav Nakov, Giovanni Da San Martino, Maram Hasanain, Reem Suwaileh, Fatima Haouari, Nikolay Babulkov, Bayan Hamdan, Alex Nikolov, Shaden Shaar, and Zien Sheikh Ali. 2020. [Overview of checkthat! 2020](#):

¹⁰<https://www.sec.gov/>

- Automatic identification and verification of claims in social media.
- Travis G. Coan, Constantine Boussalis, John Cook, and Mirjam O. Nanko. 2021. [Computer-assisted classification of contrarian claims about climate change](#). *Scientific Reports*, 11(1):22320.
- Sebastião Vieira de Freitas Netto, Marcos Felipe Falcão Sobral, Ana Regina Bezerra Ribeiro, and Gleibson Robert da Luz Soares. 2020. [Concepts and forms of greenwashing: a systematic review](#). *Environmental Sciences Europe*, 32(1):19.
- Jacob Devlin, Ming-Wei Chang, Kenton Lee, and Kristina Toutanova. 2019. [BERT: Pre-training of deep bidirectional transformers for language understanding](#). In *Proceedings of the 2019 Conference of the North American Chapter of the Association for Computational Linguistics: Human Language Technologies, Volume 1 (Long and Short Papers)*, pages 4171–4186, Minneapolis, Minnesota. Association for Computational Linguistics.
- Thomas Diggelmann, Jordan Boyd-Graber, Jannis Bulian, Massimiliano Ciaramita, and Markus Leippold. 2020. Climate-fever: A dataset for verification of real-world climate claims. *arXiv preprint arXiv:2012.00614*.
- Cuc Duong, Qian Liu, Rui Mao, and Erik Cambria. 2022. [Saving earth one tweet at a time through the lens of artificial intelligence](#). In *2022 International Joint Conference on Neural Networks (IJCNN)*, pages 1–9.
- Tommaso Fornaciari, Dirk Hovy, Elin Naurin, Julia Runeson, Robert Thomson, and Pankaj Adhikari. 2021. [“we will reduce taxes” - identifying election pledges with language models](#). In *Findings of the Association for Computational Linguistics: ACL-IJCNLP 2021*, pages 3406–3419, Online. Association for Computational Linguistics.
- David Friederich, Lynn H. Kaack, Alexandra Luccioni, and Bjarne Steffen. 2021. [Automated Identification of Climate Risk Disclosures in Annual Corporate Reports](#). Papers 2108.01415, arXiv.org.
- Daniel Hershcovich, Nicolas Webersinke, Mathias Kraus, Julia Anna Bingler, and Markus Leippold. 2022. [Towards climate awareness in nlp research](#).
- Julian F Kölbl, Markus Leippold, Jordy Rillaerts, and Qian Wang. 2022. Ask bert: How regulatory disclosure of transition and physical climate risks affects the cds term structure. *Journal of Financial Economics* (forthcoming).
- Yinhan Liu, Myle Ott, Naman Goyal, Jingfei Du, Mandar Joshi, Danqi Chen, Omer Levy, Mike Lewis, Luke Zettlemoyer, and Veselin Stoyanov. 2019. [Roberta: A robustly optimized BERT pretraining approach](#). *CoRR*, abs/1907.11692.
- Yiwei Luo, Dallas Card, and Dan Jurafsky. 2020. [Detecting stance in media on global warming](#). In *Findings of the Association for Computational Linguistics: EMNLP 2020*, pages 3296–3315, Online. Association for Computational Linguistics.
- Nielsen Media Research. 2015. <https://nielseniq.com/global/en/insights/analysis/2015/the-sustainability-imperative-2/>. Accessed: 2022-07-04.
- Jakub Piskorski, Nikolaos Nikolaidis, Nicolas Stefanovitch, Bonka Kotseva, Irene Vianini, Sopho Kharazi, and Jens P. Linge. 2022. [Exploring data augmentation for classification of climate change denial: Preliminary study](#). In *Proceedings of Text2Story - Fifth Workshop on Narrative Extraction From Texts held in conjunction with the 44th European Conference on Information Retrieval (ECIR 2022), Stavanger, Norway, April 10, 2022*, volume 3117 of *CEUR Workshop Proceedings*, pages 97–109. CEUR-WS.org.
- Nils Reimers and Iryna Gurevych. 2019. [Sentence-BERT: Sentence embeddings using Siamese BERT-networks](#). In *Proceedings of the 2019 Conference on Empirical Methods in Natural Language Processing and the 9th International Joint Conference on Natural Language Processing (EMNLP-IJCNLP)*, pages 3982–3992, Hong Kong, China. Association for Computational Linguistics.
- Victor Sanh, Lysandre Debut, Julien Chaumond, and Thomas Wolf. 2019. Distilbert, a distilled version of bert: smaller, faster, cheaper and lighter. *ArXiv*, abs/1910.01108.
- Manfred Stede and Ronny Patz. 2021. [The climate change debate and natural language processing](#). In *Proceedings of the 1st Workshop on NLP for Positive Impact*, pages 8–18, Online. Association for Computational Linguistics.
- Shivashankar Subramanian, Trevor Cohn, and Timothy Baldwin. 2019. [Deep ordinal regression for pledge specificity prediction](#). In *Proceedings of the 2019 Conference on Empirical Methods in Natural Language Processing and the 9th International Joint Conference on Natural Language Processing (EMNLP-IJCNLP)*, pages 1729–1740, Hong Kong, China. Association for Computational Linguistics.
- Saeid Vaghefi, Veruska Muccione, Christian Huggel, Hamed Khashehchi, and Markus Leippold. 2022. [Deep climate change: A dataset and adaptive domain pre-trained language models for climate change related tasks](#). In *NeurIPS 2022 Workshop on Tackling Climate Change with Machine Learning*.
- Francesco Varini, Jordan Boyd-Graber, Massimiliano Ciaramita, and Markus Leippold. 2020. [Climatext: A dataset for climate change topic detection](#). In *Tackling Climate Change with Machine Learning workshop at NeurIPS 2020*. NeurIPS.

Nicolas Webersinke, Mathias Kraus, Julia Anna Binger, and Markus Leippold. 2021. [Climatebert: A pretrained language model for climate-related text.](#)

Thomas Wolf, Lysandre Debut, Victor Sanh, Julien Chaumond, Clement Delangue, Anthony Moi, Pierric Cistac, Tim Rault, Rémi Louf, Morgan Funtowicz, Joe Davison, Sam Shleifer, Patrick von Platen, Clara Ma, Yacine Jernite, Julien Plu, Canwen Xu, Teven Le Scao, Sylvain Gugger, Mariama Drame, Quentin Lhoest, and Alexander M. Rush. 2020. [Transformers: State-of-the-art natural language processing.](#) In *Proceedings of the 2020 Conference on Empirical Methods in Natural Language Processing: System Demonstrations*, pages 38–45, Online. Association for Computational Linguistics.

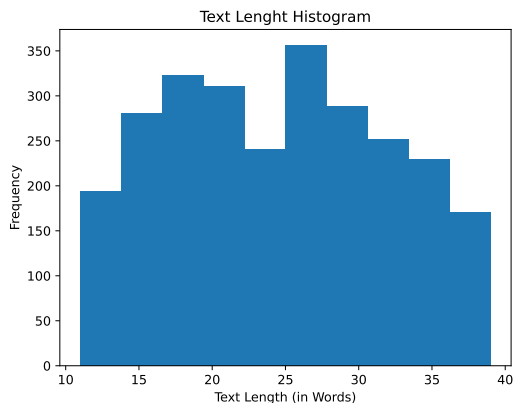


Figure 4: A Histogram of Text Lengths in our Dataset.

A Sample Selection

The basis for selecting samples are documents from four domains in the text produced by companies. We consider TCFD reports that are voluntarily self-disclosed by firms about their environmental impact, but not legally binding. Furthermore, we consider annual reports, comprehensive reports about activities conducted by a firm in a given year. We also consider corporate earnings calls (only the answer sections), which are conference calls between the management of a public company, analysts, investors, and the media to discuss the company’s financial results and other business-relevant topics during a given reporting period. Earnings conference call transcripts are obtained from Refinitiv Company Events Coverage (formerly Thomson Reuters StreetEvents). Lastly, we include the language data on environmental risks, targets, and performance from the CDP disclosure questionnaire responses from 2021. We denote the universe of these documents by D_{large} . In Table 3, we show many sentences we have from each of these sources (first row), and the distribution of these sources in our final dataset (second row).

Share	TCFD Reports	Annual Reports	CDP	Earning Calls	N
All data	0.07	0.20	0.00	0.73	16Mio
Dataset	0.21	0.41	0.01	0.37	2’647

Table 3: Data distribution over different sources (in %), and sentence distribution in our dataset over different sources (in %). The last column indicates the number of overall sentences.

In pilot studies, we decided to only keep sentences having more than 10 and less than 40 words. Shorter sentences rarely ever are environmental claims, but a combination of section titles, filler

sentences, and table descriptions. Longer sentences usually are the result of a failure in preprocessing.

A random selection of sentences from these documents would lead to a high number of sentences not related to the environment, thus, is impracticable. We also decided against using a keyword search to pre-filter D_{large} for two reasons. If we use a keyword set that is too narrow, we might have dataset artifacts. On the other hand, if we use a set that is too loose, we might again end up with too many non-climate-related sentences, which again is impracticable.

As a remedy, we start with a handpicked selection of 250 environmental claims used in a recent marketing study about greenwashing in French investment funds by 2DII, an independent, non-profit think tank working to align financial markets and regulations with the Paris Agreement goals. We also consider 200 non-environmental claims as negative samples, randomly sampled from company websites. The authors translated them to English (if necessary) and loosely annotated these sentences to double-check their quality and to help come up with annotation guidelines. However, these 450 sentences do not appear in the final version of the dataset. Next, we train a preliminary $\text{RoBERTa}_{\text{base}}$ model on this dataset and use this trained model to compute the likelihood of each sentence from D_{large} being an environmental claim. Using this likelihood, we use the following strategy to select both samples with a high chance of being environmental claims, samples with a low chance of being environmental claims, and samples that are semantically similar but lead to very different results compared to our base transformer model:

1. First 300 samples were sampled, which are adjacent to our starting selection of 250 environmental claims in SBERT embedding space (Reimers and Gurevych, 2019), but for which the base transformer model assigned a small score of being an environmental claim.
2. Then, 1500 samples with a score greater than 0.7 from our preliminary transformer model are selected.
3. Next, 500 samples with a score between 0.2 and 0.5 from our preliminary transformer model are selected.
4. Then, we selected 200 samples with a score

lower than 0.2 from our preliminary transformer model.

5. Finally, all encoded samples from SBERT are clustered into 2000 clusters using k-means. The largest clusters, from which no sample was selected in steps 1-4, are then represented by a random sample from the cluster. This way we increase the coverage of the whole domain by our selected samples. We selected 500 samples with that strategy.

While we tried to maximize domain coverage using this sampling procedure, given the limited annotation budget, it is likely that we missed lots of utterances of environmental claims. Also, the sample is somewhat biased toward our preliminary model, which we used to sample environmental claims from. Moreover, we did not include all domains of text produced by listed companies. For example, company websites and advertisements are not included in our universe of documents.

B Annotation Guidelines

Your task is to label sentences. The information we need is whether they are environmental claims (yes or no).

A broad definition for such a claim is given by the European Commission: *Environmental claims refer to the practice of suggesting or otherwise creating the impression [...] that a product or a service is environmentally friendly (i.e., it has a **positive impact** on the environment) or is **less damaging** to the environment than competing goods or services [...]*

In our case, claims relate to **products, services OR specific corporate environmental performance**.

General annotation procedure/principles :

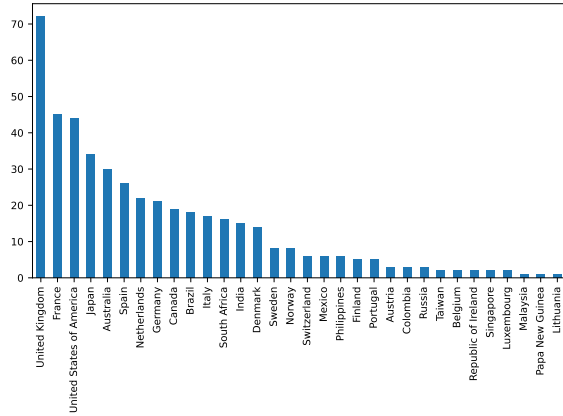
- You will be presented with a sentence and have to decide whether the sentence contains an **explicit** environmental claim.
 - Do not rely on implicit assumptions when you decide on the label. Base your decision on the information that is available within the sentence.
 - However, if a sentence contains an abbreviation, you could search online for the meaning of the abbreviation before assigning the label.
- In case a sentence is too technical/complicated and thus not easily understandable, it usually does not suggest to the average consumer that a product or a service is environmentally friendly and thus can be rejected.
 - Likewise, if a sentence is not specific about having an environmental impact for a product or service, it can be rejected.
 - Final goal: We will train a classifier on these annotations and apply it to massive amounts of financial text to explore which companies/sectors at which time make how many environmental claims. Does the number of environmental claims correlate with sectors/companies reducing their environmental footprint?
 - The annotation task is not trivial in most cases. Borderline decisions are often the case. If you are uncertain about your decisions, copy-paste the sentence and add an explanatory note to the sentence. We will then cross-check it in case needed.

In Table 4 and 5, we show examples that were discussed within the author team.

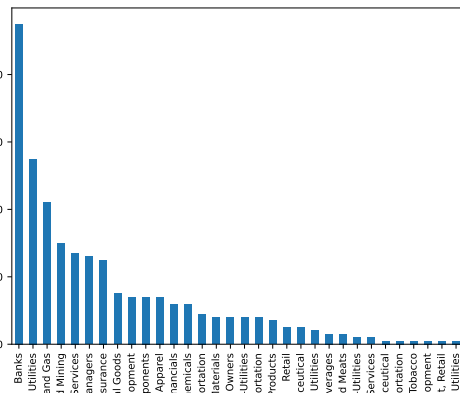
We presented each sentence in our sample to four annotators to determine a label. In the case of a clear majority of the annotators for a sentence (4:0, 3:1, 1:3, or 0:4), the sentence is annotated as such. In case of no majority (2:2), the sentence is discarded and excluded from our final dataset. The rationale behind this is that a sentence annotated as *positive* accuses the writer to claim something. This accusation should be agreed on by the majority of readers (in dubio pro reo - in doubt, rule for the accused).

C Data Sources

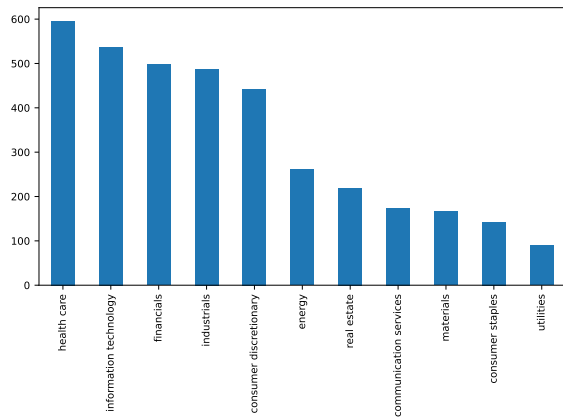
We crawled TCFD and annual reports from the SEC (the U.S. Securities and Exchange Commission), specifically from www.annualreports.com and www.responsibilityreports.com. Given that sustainability reports are mostly published by European and US firms, there is not an even global coverage in our sample, but a tendency for firms in developed countries. For the reports we collected, we show a distribution of Countries in Figure 5a and Industries in Figure 5b. For the earning calls data, we show a distribution over sectors in Figure 5c.



(a) Geographical Distribution for annual and TCFD Reports in our Data.



(b) Distribution over Sectors for annual and TCFD Reports in our Data.



(c) Distribution over Sectors for quarterly earning calls in our Data.

D Dataset Size

Figure 6 shows that model performance as a function of dataset size converges quickly. We fine-tune a ClimateBERT model on different subsets of the training data, e.g. on 10%, on 20%, etc. In Figure 6, we find diminishing marginal utility after having fine-tuned a model on more than 60% of the dataset.

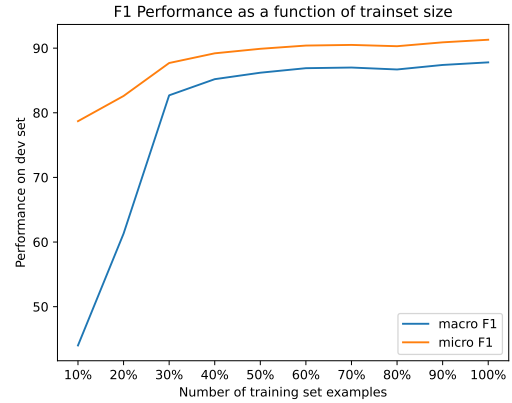


Figure 6: Performance of ClimateBERT on the development set as a function of training on different fractions of the training dataset.

Hence, we believe that our dataset is sufficient in size and we do not expect model performance to increase drastically anymore if we were to annotate more data points.

E Environmental Impact

In this section, following (Hershcovich et al., 2022) we describe the environmental impact of our dataset construction and experiments. All experiments were conducted on a carbon-neutral computing cluster in Switzerland, using a single Nvidia GeForce GTX 1080 Ti GPU with a TDP of 250 W., see <https://www.hpc-ch.org/lake-water-to-cool-supercomputers-at-cscs>. While the computing cluster we performed the experiments on is superficially carbon-neutral, there are still emissions for the production and shipping of the hardware used. Also, the energy used for our experiments could replace power produced by fossil fuel somewhere else. Therefore, we calculate emissions based on the country's energy mix.

Running the main experiments took less than 1 hour combined. Detecting environmental claims in the quarterly earning calls took an additional 3 hours. For preliminary experiments, we trained a battery of transformer models on loosely annotated data (we used scores assigned by our "best" model to sample the sentences in the dataset). This took roughly 48 hours. Also, we embedded all sentences with SBERT for two additional hours. In total, we spent about 60 hours of computation time.

F Funding

This paper has received funding from the Swiss National Science Foundation (SNSF) under the project (Grant Agreement No. 207800).

Label	Sentence	Explanation
yes (unanimously)	Farmers who operate under this scheme are required to dedicate 10% of their land to wildlife preservation.	Environmental scheme with details on implementation
yes (borderline)	We prove our commitment to a sustainable world every day—by being a force for change where we work and live and holding ourselves and our suppliers to high standards in three vital aspects of doing business: people, product, and planet.	Very generic sustainability or responsibility wording without clear reference to environmental aspects. Yet the term “sustainability” and “responsibility” includes environmental aspects.
yes (borderline)	Our places, which are designed to meet high sustainability standards, become part of local communities, provide opportunities for skills development and employment and promote wellbeing.	No would be: “Our places, which are designed to become part of local communities, provide opportunities for skills development and employment and promote wellbeing.”
yes (borderline)	Fast Retailing has adopted “Unlocking the Power of Clothing” for its Sustainability Statement, and through the apparel business seeks to contribute to the sustainable development of society.	Very generic sustainability or responsibility wording without clear reference to environmental aspects. Yet the term “sustainability” and “responsibility” includes environmental aspects.
yes (borderline)	Hermès, which is currently managed by the sixth generation of family shareholders, is aware of its social responsibility and strives to give back to the world a part of what it gives to the Company.	Very generic sustainability or responsibility wording without clear reference to environmental aspects. Yet the term “sustainability” and “responsibility” includes environmental aspects.
yes (borderline)	In 2016, UTC was placed on the CDP climate change and supplier A List, and in 2017 and 2018 received an A- and Leadership designation.	Environmental initiatives and leadership.
yes (borderline)	Change internal behavior; Drive low-carbon investment; Identify and seize low-carbon opportunities; Stakeholder expectations.	Intangible but environmentally friendly/ier processes.
yes (borderline)	We are looking into the Insurance Underwriting element, and have taken part in the CRO Forum’s Sustainability Carbon Footprinting paper of Underwriting.	Intangible but environmentally friendly/ier processes.
yes (borderline)	In a further demonstration of the importance we place on helping customers to live sustainably, we became signatories of the Task Force on Climate related Financial Disclosures, to provide consistent information to our stakeholders.	Intangible but environmentally friendly/ier processes.
yes (borderline)	As for assets, DBJ Green Building certification for 18 properties, BELS certification for 33 properties, and CASBEE certification for one property have been received.	Official environmental Labels
yes (borderline)	Our clean, safe and high-tech products and solutions enable everything from food production to space travel, improving the everyday life of people everywhere.	Environmentally friendly/ier products and solutions
yes (borderline)	FreshPoint, our specialty produce company, addresses customers’ needs for fresh, unique, organic, and local produce items.	Environmentally friendly/ier products and solutions
yes (borderline)	WillDAR consists of detecting methane leaks with an optical gas imaging camera and repairing those leaks within 30 days.	Environmentally friendly/ier products and solutions
yes (borderline)	These products include climate metrics, Climate Value-at-Risk (VAR), carbon portfolio reporting, low carbon, and climate change indexes as well as tools to identify clean-tech and environmentally oriented companies.	Environmentally friendly/ier products and solutions

Table 4: Environmental Claims with Rationale in Annotation Guidelines

Label	Sentence	Explanation
no (borderline)	We do this for 15 sustainable and impact strategies (equities, bonds and green bonds).	No positive impact or no link to better environmental performance
no (borderline)	We use the EcoAct ClimFIT (Climate Financial Institutions Tool) tool to measure the carbon emissions associated with the household and personal products sector.	No positive impact or no link to better environmental performance
no (borderline)	AUSEA is a miniaturized sensor, fitted onto a commercial drone, that can detect methane and carbon dioxide.	Product with potentially positive environmental impact, but impact is not stated hence no claim
no (borderline)	This will further accelerate Croda's positive impact by creating and delivering solutions to tackle some of the biggest challenges the world is facing.	Unclear whether this relates to environmental positive impacts, only implicit assumptions would make it an environmental claim.
no (unanimously)	Hence, the Scope 2 emission is included in the Scope 1 emission which has been reported in accordance with the ISO 14064-1 requirements as verified by qualified independent assessor.	Technical details, descriptions, and explanations
no (unanimously)	Emissions associated with processing activities are associated with the supply of these ingredients and are included in our Scope 3 supply chain emissions.	Technical details, descriptions, and explanations
no (unanimously)	Emissions are modelled based on sector averages including linear regression and country carbon emissions intensities for GDP.	Technical details, descriptions, and explanations
no (unanimously)	Wood products facilities also operate lumber drying kilns and other processes that can either use the steam from the boilers or, if direct fired, will commonly use natural gas.	Technical details, descriptions, and explanations
no (unanimously)	We use the EcoAct ClimFIT (Climate Financial Institutions Tool) tool to measure the carbon emissions associated with utilities.	Technical details, descriptions, and explanations
no (unanimously)	In the past we have conducted analysis of our portfolio impact on the climate, using scope 3 as a metric.	Technical details, descriptions, and explanations
no (unanimously)	For that, Danone needs organic fresh milk.	Sentence context would be required to understand whether it is a claim
no (unanimously)	UPM Biofuels is developing a new feedstock concept by growing Brassica Carinata as a sequential crop in South America.	Sentence context would be required to understand whether it is a claim
no (unanimously)	Our key sources of emissions are the running of our operations (electricity, business travel, etc), purchased goods and services (consultants, maintenance work, IT services, etc), and land leased to sheep and beef farming (to keep the grass low under our wind farms).	environmental risk exposure description but no commitment / claim to act on reducing the risk or improving impact
no (unanimously)	Extreme weather events and the impacts of transitioning to a low-carbon economy have the potential to disrupt business activities, damage property, and otherwise affect the value of assets, and affect our customers' ability to repay loans.	environmental risk exposure description but no commitment / claim to act on reducing the risk or improving impact
no (unanimously)	At the date of this report, the Group owns 34 mills (29 of which produce containerboard), 245 converting plants (most of which convert containerboard into corrugated boxes), 40 recovered fibre facilities and two wood procurement operations (which together provide raw material for our mills) and 34 other production facilities carrying on other related activities.	environmental risk exposure description but no commitment / claim to act on reducing the risk or improving impact

Table 5: Negative Examples with Rationale in Annotation Guidelines

Environmental Claims	Negative Examples
In support of Apple’s commitment to reduce its carbon footprint by transitioning its entire supply chain to 100% renewable energy, we’ve transitioned our facilities in China to be powered through a series of renewable power purchase agreements.	So there’s an annual cycle that, to some degree, dictates the pace of these enrollment campaigns.
We are looking at opportunities to expand our commitment to renewable diesel while continuing to optimize the efficiency of our fleet of traditional biodiesel plants.	And so when we get these biopsy data published, which we’re aggressively working on, we think we will have sufficient information to begin to approach payers, including Medicare.
We plan to continue our low risk growth strategy by building our core business with rate base infrastructure, while maintaining the commitment to renewable energy initiatives and to reducing emissions.	And I guess first of all, I would say the thesis which we have at FERC here for precedent is no different than what takes place right now for the LDC companies, where the LDC companies pay for pipeline infrastructure that’s developed by a pipeline operator.
We just completed \$1 billion of capital projects to expand, upgrade and modernize and improve the environmental footprint of an important industry in Russia.	But as Jon points out, the thing that they really seem to be focused on is we claim a five-year life, and they want to make sure that that’s a reasonable claim on our batteries for AED Plus.
And we also announced that BHGE is committed to reduce its carbon footprint by 50% by 2030, and also net 0 by 2050.	They’re critical to reimbursement, meaning you just simply can’t get revenue unless you’ve done things like enroll it, and you have to have accurate data to get providers enrolled.

Table 6: Environmental Claims and Negative Examples Predicted in Quarterly Earning Calls Answer Sections.

Minimum card	
Information	Unit
1. Is the resulting model publicly available?	<i>upon publication</i>
2. How much time does the training of the final model take?	< 5 min
3. How much time did all experiments take (incl. hyperparameter search)?	60 hours
4. What was the energy consumption (GPU/CPU)?	0.3 kW
5. At which geo-location were the computations performed?	<i>Switzerland</i>
Extended card	
6. What was the energy mix at the geolocation?	89 gCO ₂ eq/kWh
7. How much CO ₂ eq was emitted to train the final model?	2.2 g
8. How much CO ₂ eq was emitted for all experiments?	1.6 kg
9. What is the average CO ₂ eq emission for the inference of one sample?	0.0067 mg
10. Which positive environmental impact can be expected from this work?	This work can help detect and evaluate environmental claims and thus have a positive impact on the environment in the future.
11. Comments	-

Table 7: Climate performance model card following (Hershcovich et al., 2022)