

Global topological synchronization on simplicial and cell complexes

Timoteo Carletti,¹ Lorenzo Giambagli,^{1,2} and Ginestra Bianconi^{3,4}

¹*Department of Mathematics and naXys, Namur Institute for Complex Systems,
University of Namur, Rue Grafé 2, B5000 Namur, Belgium*

²*Department of Physics and Astronomy, University of Florence, INFN & CSDC, Sesto Fiorentino, Italy*

³*School of Mathematical Sciences, Queen Mary University of London, London, E1 4NS, United Kingdom*

⁴*The Alan Turing Institute, 96 Euston Road, London, NW1 2DB, United Kingdom*

Topological signals, i.e., dynamical variables defined on nodes, links, triangles, etc. of higher-order networks, are attracting increasing attention. However the investigation of their collective phenomena is only at its infancy. Here we combine topology and nonlinear dynamics to determine the conditions for global synchronization of topological signals on simplicial and cell complexes. On simplicial complexes we show that topological obstruction impedes odd dimensional signals to globally synchronize. On the other hand, we show that cell complexes can overcome topological obstruction and in some structures, signals of any dimension can achieve global synchronization.

Synchronization is a widespread phenomenon at the root of several biological rhythms or human made technological systems [1, 2]. Synchronization refers to the spontaneous ability of coupled oscillators to operate at unison and thus exhibit a coherent collective behavior. Global synchronization is the resulting phenomenon where all oscillators behave in the same way.

Traditionally synchronization has been studied when identical [3, 4] or non-identical oscillators [5, 6] are defined on the nodes of a network and are coupled by the network links. However, to capture the function of many complex systems, e.g., brain networks [7, 8], social networks [9] and protein interaction networks [10], it is important to go beyond pairwise interactions and consider higher-order interactions between two or more nodes instead. Higher-order interactions are captured by higher-order networks [11, 12] (such as hypergraphs, simplicial and cell complexes) and are dramatically changing our understanding of the interplay between structure and dynamics of complex systems [12–14].

Lately, synchronization of identical and non-identical oscillators defined on the nodes of higher-order networks has been a field of intense research activity. Global synchronization of identical oscillators have been first formulated for special topologies (a p -regular hypergraph) [15] and for a peculiar Laplace operator obtained from the hyper-adjacency matrix [16] while recently a general and comprehensive theoretical framework has been proposed in [17] to study dynamical systems defined on hypergraph with heterogeneous hyperedges size distribution, the latter influencing also the Laplace matrix. Partial synchronization of non-identical nodes oscillators has been investigated using a variation of the Kuramoto model leading to explosive transitions [18].

In all the above mentioned works, the dynamical processes involve interactions that are higher-order but the oscillators are still defined on the nodes of the underlying higher-order network. However, simplicial and cell complexes also sustain *topological signals* [12, 19–21], i.e., dynamical variables that can be defined not only on nodes,

but also on links, triangles and higher-dimensional simplices or cells. Example of real topological signals are edge signals such as biological transportation fluxes or traffic signals [21], synaptic and brain edge signals [22], or climate data such as currents in the ocean or speed of wind at different locations [23]. Topological signals are attracting increasing attention in signal processing and machine learning [21, 23–25], but the study of their collective phenomena its only at its infancy [19, 20, 26–29].

Recently the formulation of the higher-order topological Kuramoto model [19, 20, 29] has demonstrated that topological signals of any dimension can synchronize leading, in some cases, to explosive synchronization transitions. These results concern partial synchronization while an important question is whether global synchronization of topological signals can ever be achieved.

The aim of this work is to determine the topological and dynamical conditions under which global topological synchronization of identical topological oscillators can be observed. Relying on the use of high-order Laplacian matrices [30–33] and the extension of the Master Stability Function to simplicial and cell complexes dynamics, we are able to tackle this problem emphasizing the difference existing among the two frameworks.

Anticipating on our results we can state that on simplicial complex we observe topological obstruction: given a simplicial complex of dimension K , if the topological signal is defined on an odd-dimensional simplex of dimension $d < K$ then, global synchronization is not possible, on the other hand if the simplex has an even dimension, then we can have global synchronization provided the simplex is “balanced” (see hereafter) and the model parameters allow for it. Interestingly we show that cell complexes can overcome topological obstruction and some topologies can sustain global synchronization of signals of any dimension.

Definition of simplicial and cell complexes.– Simplicial and cell complexes are generalized network structures that beside nodes and links do also contain triangles, polygons, tetrahedra, hypercubes, orthoplexes and so on.

Given a non-negative integer k , an *oriented k -simplex*, σ^k , is an ordered sequence of $k + 1$ different points (nodes). A $(k - 1)$ -face, σ^{k-1} , of an oriented k -simplex is called a boundary element and it can be seen as the simplex obtained by removing one vertex from σ^k . A coherent orientation of the face with the one of the simplex, will be denoted by $\sigma^{k-1} \sim \sigma^k$, otherwise we will write $\sigma^{k-1} \not\sim \sigma^k$. A simplicial complex \mathcal{X} of dimension K is a finite collection of simplices of dimensions $k \leq K$, closed under the inclusion of faces, namely if $\sigma \in \mathcal{X}$, then also all the faces of σ should belong to \mathcal{X} . Simplicial complexes are thus a natural generalization of networks, indeed a nodes is a 0-simplex, a link is a 1-simplex, moreover a 2-simplex is a triangle and so on.

A more general structure retaining the algebraic richness of simplicial complexes, is given by the *cell complexes* [31, 34–37]. Roughly speaking, the latter are not just built by using simplices but instead they are obtained by gluing regular polytopes along their faces, hence we have again that 0-cells are nodes, 1-cells links, while 2-cells are generic polygons.

The structure of a simplicial complex is completely determined once one defines the set of its oriented simplices and the inclusion relations existing between each simplex and its subsets: e.g., two simplices of order k , σ_1^k and σ_2^k are lower adjacent if they have a common face of order $k - 1$; they are upper adjacent if both are faces of a simplex of dimension $k + 1$. This information together with the information about their relative orientation can be encoded into the *incidence matrices* [38] \mathbf{B}_k , $k = 1, \dots, K$

$$B_k(i, j) = \begin{cases} 1 & \text{if } \sigma_i^{k-1} \sim \sigma_j^k \\ -1 & \text{if } \sigma_i^{k-1} \not\sim \sigma_j^k \\ 0 & \text{otherwise} \end{cases}, \quad (1)$$

being K the dimension of the simplicial complex, namely the size of the largest simplex. Let us observe that the boundary matrices are nothing but the representation of the boundary operators, it then follows $\mathbf{B}_k \mathbf{B}_{k+1} = 0$. Let us conclude this section by noticing that the very same construction can be done with the cell simplexes [21].

By using the incidence matrices one can define high-order Laplacian matrices [12, 26, 31–33]:

$$\mathbf{L}_k = \mathbf{B}_k^\top \mathbf{B}_k + \mathbf{B}_{k+1} \mathbf{B}_{k+1}^\top, \quad k = 1, \dots, K - 1, \quad (2)$$

where $\mathbf{L}_k^{\text{up}} = \mathbf{B}_{k+1} \mathbf{B}_{k+1}^\top$ denotes the upper Laplace matrix and $\mathbf{L}_k^{\text{down}} = \mathbf{B}_k^\top \mathbf{B}_k$ the lower Laplace matrix. Let us observe that for $k = 0$ and $k = K$ those definitions are slightly modified, $\mathbf{L}_0 = \mathbf{B}_1 \mathbf{B}_1^\top$ and $\mathbf{L}_K = \mathbf{B}_K^\top \mathbf{B}_K$. If we denote by N_k , $k = 0, \dots, K$, the number of k -simplices, then it follows that \mathbf{B}_k is a $N_{k-1} \times N_k$ matrix, \mathbf{L}_k^{up} and $\mathbf{L}_k^{\text{down}}$ are $N_k \times N_k$ matrices as \mathbf{L}_k does. \mathbf{L}_0 is $N_0 \times N_0$ matrix that coincides with the network Laplace matrix. *Simplicial and cell-complex dynamics.*— Let us now consider a topological d -dimensional signal $\mathbf{x}_i = (x_i^1, \dots, x_i^d)$

defined on the i -th positively oriented k -simplex, σ_i^k . For instance, for $k = 1$, x_i indicates a flux defined on the link i that is positive if going in the same direction of the positive orientation of the link and negative otherwise. Let us assume the value of the topological signal on every simplex i follows the same dynamics and evolves according to the ODE, $\dot{\mathbf{x}}_i = \mathbf{f}(\mathbf{x}_i)$, for some nonlinear function $\mathbf{f} : \mathbb{R}^d \rightarrow \mathbb{R}^d$. Assume now the k -simplex to belong to a K -simplicial complex, $K \geq k$, and assume the existence of a diffusive-like nonlinear interaction among adjacent simplices of the same dimension, namely

$$\frac{d\mathbf{x}_i}{dt} = \mathbf{f}(\mathbf{x}_i) - \sum_{j=1}^{N_k} L_k(i, j) \mathbf{h}(\mathbf{x}_j) \quad \forall i = 1, \dots, N_k, \quad (3)$$

where $\mathbf{h} : \mathbb{R}^d \rightarrow \mathbb{R}^d$ is some nonlinear coupling function. Let us note that if we are interested in the nodes dynamics, i.e., $k = 0$, or in the topological signals defined on the whole simplicial complex, i.e., $k = K$, one should use only the upper or lower Laplace matrix.

Let us then fix a reference solution $\mathbf{s}(t)$ of the uncoupled system $\dot{\mathbf{x}}_i = \mathbf{f}(\mathbf{x}_i)$. We are interested in determining the conditions under which $\mathbf{s}(t)$ is also a stable solution of the coupled system (3). Namely the coupled system exhibit a *global synchronous* behavior dictated by the one defined on the isolated simplices.

Because $\dot{\mathbf{s}}(t) = \mathbf{f}(\mathbf{s}(t))$, a *necessary condition* for $\mathbf{s}(t)$ to be a solution of the coupled system, is that $\sum_j L_k(i, j) = 0$ for all i , or equivalently that the homogeneous vector $\mathbf{u} = (1, \dots, 1)^\top \in \mathbb{R}^{N_k}$ lies in the $\ker \mathbf{L}_k$. Let us recall that $\ker \mathbf{L}_k = \ker \mathbf{B}_k \cap \ker \mathbf{B}_{k+1}^\top$, hence the latter condition ultimately returns to require $\mathbf{B}_k \mathbf{u} = 0$ and $\mathbf{u}^\top \mathbf{B}_{k+1} = 0$.

By considering the definition (1) one can restate the latter conditions as follows.

- i) $\mathbf{u}^\top \mathbf{B}_{k+1} = 0$: every $(k + 1)$ -simplex should contain an even number of k -faces and moreover half of them should be coherently oriented with the $(k + 1)$ -simplex and thus the remaining ones should be incoherently oriented.
- ii) $\mathbf{B}_k \mathbf{u} = 0$: every $(k - 1)$ -face should be the boundary element of an even number of k -simplices and moreover its orientation should be coherent with half of them and thus incoherent with the remaining ones.

The first statement has a striking consequence. If k is an odd number, because any $(k + 1)$ -simplex contains an odd number of k -faces, then generically condition i) cannot be satisfied. On the contrary if k is even, then any $(k + 1)$ -simplex contains an even number of k -faces and one can find an orientation such that half of these k -faces are coherently oriented and the remaining ones incoherently oriented, thus condition i) can be realized (see Fig. 1a-b). On the other hand condition ii) can be

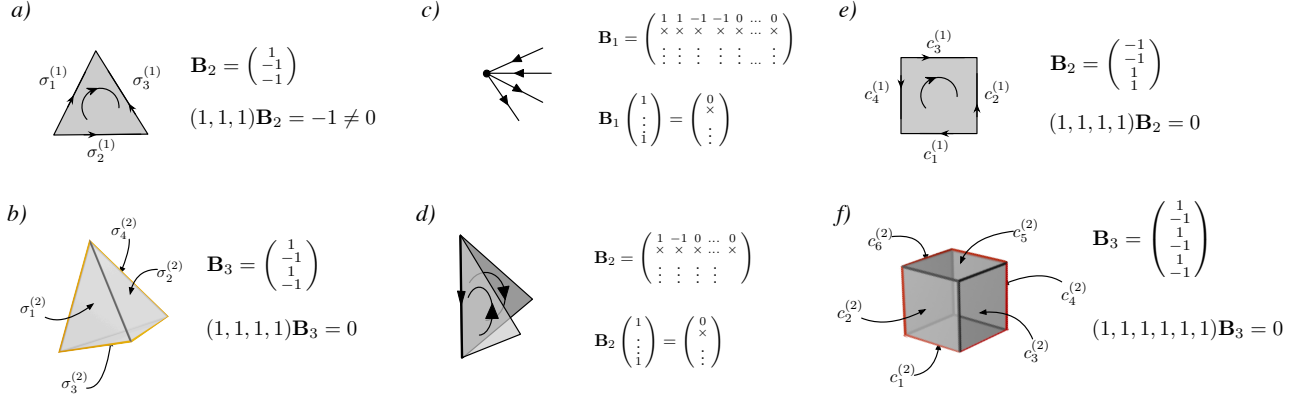


FIG. 1. Schematic description of conditions **i)** (panels a, b, e, f) and **ii)** (panels c and d) for topological signals defined on 1-dimensional cells (links, panels in top row) and 2-dimensional cells (triangles or squares, panels in bottom row). In the case of simplicial complexes (panels a, d) condition **i)** cannot be satisfied for signals defined on 1-dimensional simplices while in the case of cell complexes (panels e, f) condition **i)** it can be satisfied. Condition **ii)** can be satisfied on simplicial and cell complexes as long as the simplices are balanced (see panels c, d) for the simplicial complex case).

satisfied by imposing a suitable condition of the $(k-1)$ -faces of the k -simplex, which we call *balanced condition* requiring every $(k-1)$ -face to be adjacent to an even number of k -simplices and moreover to be oriented coherently with half of them (see Fig. 1c-d).

In summary, a simplicial complex has the homogeneous vector $\mathbf{u} = (1, \dots, 1)^\top \in \mathbb{R}^{N_k}$ in its kernel ($\mathbf{u} \in \ker \mathbf{L}_k$) if k is even and the k -simplices are balanced, while $\mathbf{u} \notin \ker \mathbf{L}_k$ if k is odd. Therefore for even values of k global synchronization can be achieved while if k is odd we observe, as long as $\mathbf{B}_{k+1} \neq \mathbf{0}$, *topological obstruction*, i.e., global synchronization cannot sets in. Interestingly for K -dimensional signals having $\mathbf{B}_{K+1} = \mathbf{0}$, only the balanced condition remains, (i.e., condition **ii)**) which is automatically satisfied if the simplicial complex is a closed manifold without boundary. Hence K -dimensional topological signals defined on closed K dimensional manifolds can always achieve global synchronization for arbitrary value of K .

A similar derivation can be generalized and extended to topological signals defined on the k -dimensional cells of cell complexes. In particular the conditions to achieve global synchronization on a cell complex are unchanged and given again by condition **i)** and **ii)**. However the combinatorics of cell complexes is different from the one of simplicial complexes. Take for instance a cell complex whose network skeleton is formed by a d -dimensional square lattice with periodic boundary conditions. Then every simplex of dimension $k+1 > 0$ has an even number of k -dimensional faces therefore condition **i)** can be satisfied also if k is odd (see Fig. 1e-f). As we will evidence in the following, this implies that on cell complexes we can actually overcome topological obstruction.

Master Stability Equation.— Let us now assume the reference solution $\mathbf{s}(t)$ to be also a solution of the coupled system (3), hence $\mathbf{u} \in \ker \mathbf{L}_k$, then by introducing the

distance from the reference orbit, $\delta \mathbf{x}_i = \mathbf{x}_i - \mathbf{s}(t)$, we can derive its time evolution by linearizing Eq. (3):

$$\frac{d\delta \mathbf{x}_i}{dt} = \mathbf{J}_f(\mathbf{s})\delta \mathbf{x}_i - \sum_{j=1}^{N_k} L_k(i, j) \mathbf{J}_h(\mathbf{s})\delta \mathbf{x}_j \quad \forall i = 1, \dots, N_k,$$

being $\mathbf{J}_f(\mathbf{s})$ (resp. $\mathbf{J}_h(\mathbf{s})$) the Jacobian of the function \mathbf{f} (resp. \mathbf{h}) evaluated on the reference solution.

The matrix \mathbf{L}_k being symmetric, one can determine an orthonormal basis, $\phi_k^{(\alpha)}$, associated to eigenvalues $\Lambda_k^{(\alpha)}$, $\alpha = 1, \dots, N_k$, namely $\mathbf{L}_k \phi_k^{(\alpha)} = \Lambda_k^{(\alpha)} \phi_k^{(\alpha)}$. In particular, since we work under the assumption that the simplicial complex is balanced, $\phi_k^{(1)} \sim (1, \dots, 1)^\top \in \mathbb{R}^{N_k}$, $\Lambda_k^{(1)} = 0$ and $\Lambda_k^{(\alpha)} > 0$ for all $\alpha > 1$.

Let us decompose the deviation vectors $\delta \mathbf{x}_i$ onto this eigenbasis: $\delta \mathbf{x}_i = \sum_{\alpha} \delta \mathbf{x}^{(\alpha)} \phi_k^{(\alpha)}(i)$. Then linearizing the dynamical equation, we obtain

$$\frac{d\delta \mathbf{x}^{(\alpha)}}{dt} = \left[\mathbf{J}_f(\mathbf{s}) - \Lambda_k^{(\alpha)} \mathbf{J}_h(\mathbf{s}) \right] \delta \mathbf{x}^{(\alpha)} \quad \forall \alpha = 1, \dots, N_k.$$

This is the Master Stability Equation in the framework of simplicial synchronization of topological signals. It is a linear, in general non autonomous, ODE parametrized by the eigenvalues $\Lambda_k^{(\alpha)}$, allowing to infer the (un)stability character of the reference solution by looking at its spectrum (see Supplemental Material (SM) for details).

Simplicial Stuart-Landau model.— As an application of the general theory above introduced, let us consider the Stuart-Landau (SL) model [39–41] defined for topological signals of dimension k . More precisely let us define the “local reaction” function $f(w) = \sigma w - \beta w|w|^2$, where $\sigma = \sigma_{\Re} + i\sigma_{\Im}$ and $\beta = \beta_{\Re} + i\beta_{\Im}$ are complex control parameters.

We can prove that for the uncoupled dynamics $\dot{w}_i = f(w_i)$, each simplex i admits a limit cycle solution

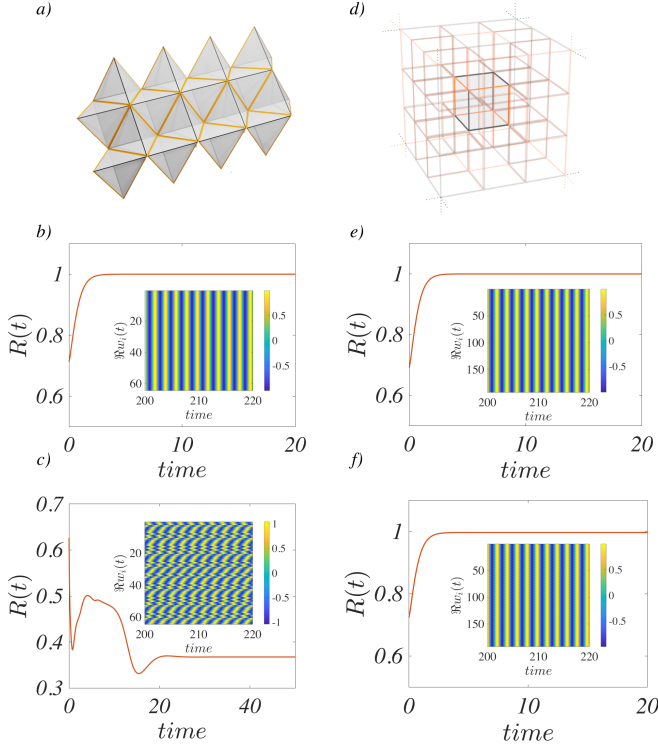


FIG. 2. The Kuramoto order parameter R is plotted versus time t for the Stuart-Landau model of topological oscillators of the balanced simplicial and cell complexes represented in panels a) and d) respectively. Panels b) and c) refer respectively to the order parameter of triangles and links of the simplicial complex in panel a). Panels e) and f) refer respectively to the order parameter of the squares and links of the cell complex in panel d). The insets display the dynamical time series of the topological signals. It is clear that while on the links of the simplicial complex, the oscillators do not globally synchronize, the one of the cell complex do support synchronization. The model parameters are $\sigma = 1.0 + 4.3i$, $\beta = 1.0 + 1.1i$, $\mu = 1.0 - 0.5i$ and $m = 3$ ensuring the negativity of the relation dispersion (see SM).

$\hat{z}(t) = \sqrt{\sigma_{\Re}/\beta_{\Re}} e^{i\omega t}$, where $\omega = \sigma_{\Im} - \beta_{\Im}\sigma_{\Re}/\beta_{\Re}$, that is stable provided $\sigma_{\Re} > 0$ and $\beta_{\Re} > 0$, conditions that we hereby assume. We now consider the coupled dynamics Eq. (3) with nonlinear coupling function $h(w) = \mu w|w|^{m-1}$, where m a positive integer and where $\mu = \mu_{\Re} + i\mu_{\Im}$ is a complex parameter that sets the coupling strength. We study the stability of the reference limit cycle solution $\hat{z}(t)$ (see SM) and we prove that the system can globally synchronize, i.e., the relation dispersion is negative, only if the model parameters do satisfy $\mu_{\Re} + \mu_{\Im}\beta_{\Im}/\beta_{\Re} > 0$, and the simplicial complex is such that $\mathbf{u} \in \ker \mathbf{L}_k$. To measure the global synchronization we compute the (generalized) Kuramoto order parameter $R(t) = \left| \sum_j \rho_j(t) e^{i\theta_j(t)} \right| / N_k$, where $w_j(t) = \rho_j(t) e^{i\theta_j(t)}$ is the polar form of the complex signal. Then $R(t) \rightarrow 1$ testifies the existence of phase and amplitude synchro-

nization. In Fig. 2 provide numerical evidence of our theoretical predictions. In Fig. 2a-c we show the results obtained by studying the SL model defined on top of a designed balanced 3-simplicial complex (see SM). The model parameters have been set to values allowing for a negative dispersion relation (see SM) and indeed once the complex amplitudes are defined on 2-faces, i.e., triangles, the system globally synchronizes (see Fig. 2b). On the other hand, once the SL oscillators are defined on links the system cannot globally synchronize (see Fig. 2c). In Fig. 2d-f we provide an example of a cell complex which overcomes topological obstruction: a 3d square lattice with periodic boundary conditions. Such cell complex is made of nodes, link, squares and cubes (see SM). In this case case global synchronization can be achieved for signals of every dimension (see Fig. 2e-f for global synchronization of links and squares).

In conclusion in this work we have studied global synchronization of identical topological oscillators on simplicial or cell complexes. We have found that global synchronization of topological signals cannot be observed on arbitrary simplicial or cell complex but that only some special higher-order network topologies can sustain such a dynamical state. This is in stark contrast with the corresponding scenario in networks where global synchronization can be observed in every network topology given proper dynamical conditions. By combining topology, and in particular the spectral properties of higher-order Laplacians, to nonlinear dynamics techniques such as the Master Stability Function, we identified the topological and dynamical conditions under which identical topological oscillators can achieve global synchronization on simplicial or cell complexes. We proved that global synchronization of odd dimensional topological signals is obstructed in simplicial complexes. This topological obstruction implies that on a K -dimensional simplicial complex we can never observe global synchronization of odd dimensional topological signals of dimension $d < K$. However, such obstruction is not present in cell complexes. In particular we show evidence that in specific topologies such as the d -dimensional square lattice with periodic boundary conditions, global synchronization of topological signal of any dimension can be observed.

These results significantly enrich our understanding of the relation between higher-order network topology and dynamics revealing collective phenomena of topological signals. Our study is relevant, for its inherent simplicity, to a wide spectrum of applications (neuroscience/biology/social sciences) where many-body interactions involve higher-order interacting units. Therefore we hope that this Letter will stimulate further research work in physics and beyond.

G.B. acknowledges funding from the Alan Turing Institute and the Royal Society (IEC\NSFC\191147).

-
- [1] A. Pikovsky, M. Rosenblum, and J. Kurths, *Synchronization* (Cambridge University Press, Cambridge, UK, 2001).
- [2] A. Arenas, A. Díaz-Guilera, J. Kurths, Y. Moreno, and C. Zhou, Synchronization in complex networks, *Physics Reports* **469**, 93 (2008).
- [3] L. M. Pecora and T. L. Carroll, Master stability functions for synchronized coupled systems, *Phys. Rev. Lett.* **80**, 2109 (1998).
- [4] L. M. Pecora, T. L. Carroll, G. A. Johnson, D. J. Mar, and J. F. Heagy, Fundamentals of synchronization in chaotic systems, concepts, and applications, *Chaos* **7**, 520 (1997).
- [5] Y. Kuramoto, *Chemical oscillations, waves, and turbulence* (Springer-Verlag, New York, 1984).
- [6] F. A. Rodrigues, T. K. D. Peron, P. Ji, and J. Kurths, The Kuramoto model in complex networks, *Physics Reports* **610**, 1 (2016).
- [7] C. Giusti, R. Ghrist, and D. S. Bassett, Two's company, three (or more) is a simplex, *Journal of Computational Neuroscience* **41**, 1 (2016).
- [8] M. W. Reimann, M. Nolte, M. Scolamiero, K. Turner, R. Perin, G. Chindemi, P. Dłotko, R. Levi, K. Hess, and H. Markram, Cliques of neurons bound into cavities provide a missing link between structure and function, *Frontiers in Computational Neuroscience*, 48 (2017).
- [9] A. Patania, G. Petri, and F. Vaccarino, The shape of collaborations, *EPJ Data Science* **6**, 18 (2017).
- [10] E. Estrada and G. J. Ross, Centralities in simplicial complexes. applications to protein interaction networks, *J. Their. Biol.* **438**, 46 (2018).
- [11] F. Battiston, G. Cencetti, I. Iacopini, V. Latora, M. Lucas, A. Patania, J.-G. Young, and G. Petri, Networks beyond pairwise interactions: structure and dynamics, *Physics Reports* **874**, 1 (2020).
- [12] G. Bianconi, *Higher-order networks: An introduction to simplicial complexes* (Cambridge University Press, 2021).
- [13] F. Battiston, E. Amico, A. Barrat, G. Bianconi, G. Ferraz de Arruda, B. Franceschiello, I. Iacopini, S. Kéfi, V. Latora, Y. Moreno, *et al.*, The physics of higher-order interactions in complex systems, *Nature Physics* **17**, 1093 (2021).
- [14] S. Majhi, M. Perc, and D. Ghosh, Dynamics on higher-order networks: A review, *Journal of the Royal Society Interface* **19**, 20220043 (2022).
- [15] A. Krawiecki, Chaotic synchronization on complex hypergraphs, *Chaos, Solitons and Fractals* **65**, 44 (2014).
- [16] R. Mulas, C. Kuehn, and J. Jost, Coupled dynamics on hypergraphs: Master stability of steady states and synchronization, *Phys. Rev. E* **101**, 062313 (2020).
- [17] T. Carletti, D. Fanelli, and S. Nicoletti, Dynamical systems on hypergraphs, *Journal of Physics Complexity* **1**, 035006 (2020).
- [18] P. S. Skardal and A. Arenas, Abrupt desynchronization and extensive multistability in globally coupled oscillator simplexes, *Phys. Rev. Lett.* **122**, 248301 (2019).
- [19] A. P. Millán, J. J. Torres, and G. Bianconi, Explosive higher-order Kuramoto dynamics on simplicial complexes, *Phys. Rev. Lett.* **124**, 218301 (2020).
- [20] R. Ghorbanchian, J. G. Restrepo, J. J. Torres, and G. Bianconi, Higher-order simplicial synchronization of coupled topological signals, *Communications Physics* **120**, 1 (2021).
- [21] S. Sardellitti, S. Barbarossa, and L. Testa, Topological signal processing over cell complexes, in *2021 55th Asilomar Conference on Signals, Systems, and Computers* (IEEE, 2021) pp. 1558–1562.
- [22] J. Faskowitz, R. F. Betzel, and O. Sporns, Edges in brain networks: Contributions to models of structure and function, *Network Neuroscience* **6**, 1 (2022).
- [23] M. T. Schaub, Y. Zhu, J.-B. Seby, T. M. Roddenberry, and S. Segarra, Signal processing on higher-order networks: Livin' on the edge... and beyond, *Signal Processing* **187**, 108149 (2021).
- [24] C. Bodnar, F. Frasca, Y. Wang, N. Otter, G. F. Montufar, P. Lio, and M. Bronstein, Weisfeiler and Lehman go topological: Message passing simplicial networks, in *International Conference on Machine Learning* (PMLR, 2021) pp. 1026–1037.
- [25] S. Ebli, M. Defferrard, and G. Spreemann, Simplicial neural networks, preprint arXiv:2010.03633 (2020).
- [26] J. J. Torres and G. Bianconi, Simplicial complexes: higher-order spectral dimension and dynamics, *JPhys. Complexity* **1**, 015002 (2020).
- [27] C. Ziegler, P. S. Skardal, H. Dutta, and D. Taylor, Balanced Hodge Laplacians optimize consensus dynamics over simplicial complexes, *Chaos* **32**, 023128 (2022).
- [28] A. Arnaudon, R. L. Peach, G. Petri, and P. Expert, Connecting Hodge and Sakaguchi-Kuramoto through a mathematical framework for coupled oscillators on simplicial complexes, *Communications Physics* **5**, 1 (2022).
- [29] L. Calmon, J. G. Restrepo, J. J. Torres, and G. Bianconi, Topological synchronization: explosive transition and rhythmic phase, preprint arXiv:2107.05107 (2021).
- [30] G. Bianconi, The topological Dirac equation of networks and simplicial complexes, *JPhys. Complexity* **2**, 035022 (2021).
- [31] L. Grady and J. Polimeni, *Discrete calculus: Applied analysis on graphs for computational science* (Springer, Sci. And Busin. Media, 2010).
- [32] L.-H. Lim, Hodge Laplacians on graphs, *Siam Review* **62**, 685 (2020).
- [33] D. Horak and J. Jost, Spectra of combinatorial Laplace operators on simplicial complexes, *Advances in Mathematics* **244**, 303 (2013).
- [34] E. Steinitz, Beiträge zur analysis situs, *Sitz-Ber. Berlin Math. Ges* **7**, 29 (1908).
- [35] R. Klette, Cell complexes through time, in *Vision Geometry IX. Int. Soc. for Opt. and Photon.*, Vol. 4117 (2000) p. 134–145.
- [36] A. Hatcher, *Algebraic topology* (Cambridge University Press, 2005).
- [37] J. Hansen and R. Ghrist, Toward a spectral theory of cellular sheaves, *J Applied and Computational Topology* **3**, 315 (2019).
- [38] $B_k(i, j)$ denotes the (i, j) entry of the matrix \mathbf{B}_k ; a similar assumption has been used for the entries of vectors.
- [39] A. van Harten, On the validity of the ginzburg-landau equation, *J. Nonlinear Sci.* **1**, 397 (1991).
- [40] I. Aranson and L. Kramer, The world of the complex ginzburg-landau equation, *Reviews of Modern Physics* **74**, 99 (2002).
- [41] V. Garca-Morales and K. Krischer, The complex ginzburg-landau equation: An introduction, *Contem. Phys.* **53**, 79 (2012).

Supplementary Material.

Global topological synchronization on simplicial and cell complexes

About the topological obstruction

Let us consider a k dimensional topological signal whose time evolution is given by Eq. (3) (main text), we have shown that a necessary condition for the existence of the global synchronization manifold is that the homogeneous vector $\mathbf{u} = (1, \dots, 1)^\top \in \mathbb{R}^{N_k}$ lies in $\ker \mathbf{L}_k$. Because $\ker \mathbf{L}_k = \ker \mathbf{B}_k \cap \ker \mathbf{B}_{k+1}^\top$, such condition is equivalent to require $\mathbf{u}^\top \mathbf{B}_{k+1} = 0$ (condition **i**) and $\mathbf{B}_k \mathbf{u} = 0$ (condition **ii**) (see page 2 main text).

Condition **i**) imposes a constraint on the dimension of the simplex. It cannot be verified on a k -simplex being k an odd number smaller than the simplex dimension. Here we consider a pedagogical example with $k = 1$, i.e., the topological signal is defined on a link. Because any 2-simplex, i.e., a triangle, contains three links, whichever the orientation they have, the sum of the columns of \mathbf{B}_2 cannot vanish, being a sum of an odd number of “+1” and “-1”, thus condition **i**) cannot be satisfied see Fig. 1a. On the other hand if k is even we can build a suitable k -simplex verifying condition **i**. For simplicity we propose an example with $k = 2$, i.e., a triangle. Then any tetrahedron must contain four triangles and we can always give them a suitable orientation, two by two coherent each other, in such a way the sum of the column of \mathbf{B}_3 is zero see Fig. 1b.

On the other hand condition **ii**) can be satisfied by imposing the *balanced condition* on the $(k - 1)$ -faces of the k -simplex. In Fig. 1c we consider again, as an example, the case $k = 1$, hence to satisfy condition **ii**) is enough to impose that each $(k - 1)$ -simplex, i.e., a node in this case, is incident with an even number of 1-simplex (four in the figure), half of them coherently oriented, i.e., entering in the node, and half of them non coherently oriented, i.e., exiting from the node. The validity of this condition does not depend on the dimension of the simplex, indeed in panel d) we consider the case of $k = 2$, i.e. a triangle, and it is thus enough that each $(k - 1)$ -simplex, i.e., a link, is again incident with an even number of 2-simplex (two in the figure), having two by two opposite orientation.

A 3-simplicial complex satisfying conditions A and B: 2D-torus with tetrahedra

The aim of this section is to show how to build a 3-simplicial complex satisfying conditions **i**) and **ii**) for $k = 2$ and $k = 0$, and thus admitting a synchronous manifold for topological signals defined on faces or nodes. For concreteness we will consider the case of topological signals defined on 2-simplexes, belonging to a 3-simplicial complex, the case $k = 0$ being a standard network synchronization phenomenon. Conditions **i**) and **ii**) translate thus into $\mathbf{B}_2 \mathbf{u} = 0$ and $\mathbf{B}_3^\top \mathbf{u} = 0$. The sought simplicial complex will thus be obtained by assembling together nodes, links, triangles and tetrahedra. Let us notice that once such simplicial complex has been built we could use it to show that the synchronization manifold will exist also in the case we consider topological signals defined on 0-simplex, i.e., on nodes, while this will not be the case for topological signals defined on 1-simplex, links, or 3-simplex, tetrahedra.

Let us start by considering a tetrahedron (see Fig. SM-1a) and let us fix an orientation for its faces, A , B , C and D . The latter is defined modulo an overall sign flip. For concreteness, we define a face to be positively oriented if one circulates between its vertexes in a anticlockwise manner, and negatively oriented on the opposite (see Fig. SM-1b). To better appreciate the relative orientations of the faces we show the same tetrahedron but “flattened”, in this way it is clear the presence of two positively oriented and two negatively oriented faces, which implies that condition A is satisfied, i.e., $\mathbf{B}_3^\top \mathbf{u} = 0$.

By naming the vertexes, a , b , c and d , we can define the four faces (see Fig. SM-1a), and then by assigning an orientation of the links (Fig. SM-1b), we can compute the incidence matrix \mathbf{B}_2 (see Fig. SM-1c). From the latter we can appreciate the existence of four links (rows shaded in light gray in the incidence matrix, also colored in orange in Fig. SM-1a) that are coherently oriented with two faces, and two links (white rows in the incidence matrix) that are not coherently oriented with the two faces to which they are incident. The former ones contribute thus each one with a 2 in the product $\mathbf{B}_2 \mathbf{u}$, while the latter contribute with 0.

The idea to build the sought 3-simplicial complex satisfying the constraints $\mathbf{B}_2 \mathbf{u} = 0$ and $\mathbf{B}_3^\top \mathbf{u} = 0$, is to add another oriented tetrahedron with an opposite orientation for its faces with respect to the previous one, but with the same orientation of the links (see Fig. SM-2a). This “opposite” tetrahedron will have two positively oriented and two

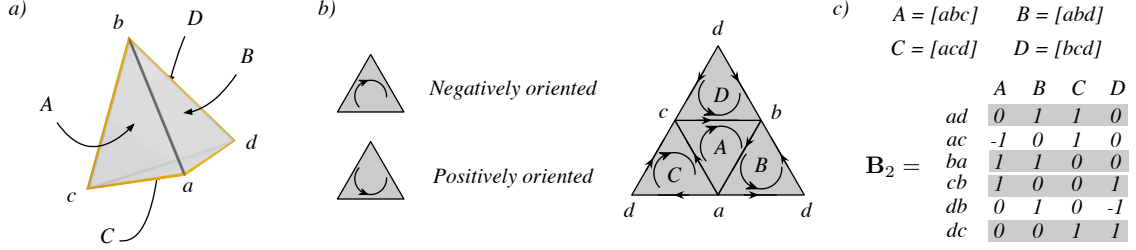


FIG. SM-1. **An oriented tetrahedron.** We consider an oriented tetrahedron, i.e., 3-simplex, both in a 3D view (panel a)) than in a “flatten” 2D one (panel b)). Given the orientation of the faces and of the links proposed in panel b), we can compute the incidence matrix \mathbf{B}_2 (panel c)). We can observe the presence of four links whose contribution to $\mathbf{B}_2 \mathbf{u}$ is non zero, they correspond to the gray rows in the matrix and to the orange links in panel a).

negatively oriented faces and thus it satisfies again $\mathbf{B}_3^\top \mathbf{u} = 0$, moreover its incidence matrix \mathbf{B}_2 will be the opposite of the previous one (panel b)). This means that we can select an edge in the first tetrahedron (say ad) and a second edge in the opposite tetrahedron (say $a'b'$) and “glue” them (see Fig. SM-2c). In this way this edge will be incident with four faces, and it will be coherently oriented with two of them and non coherently oriented with the remaining two. Hence the row of the incidence matrix of the “glued” tetrahedron, $\mathbf{B}_2^{(\text{glue})}$, will contain two “+1” and two “-1”, the remaining entries being “0” (see panel d)). In conclusion this link will contribute to 0 in the product $\mathbf{B}_2^{(\text{glue})} \mathbf{u}$.

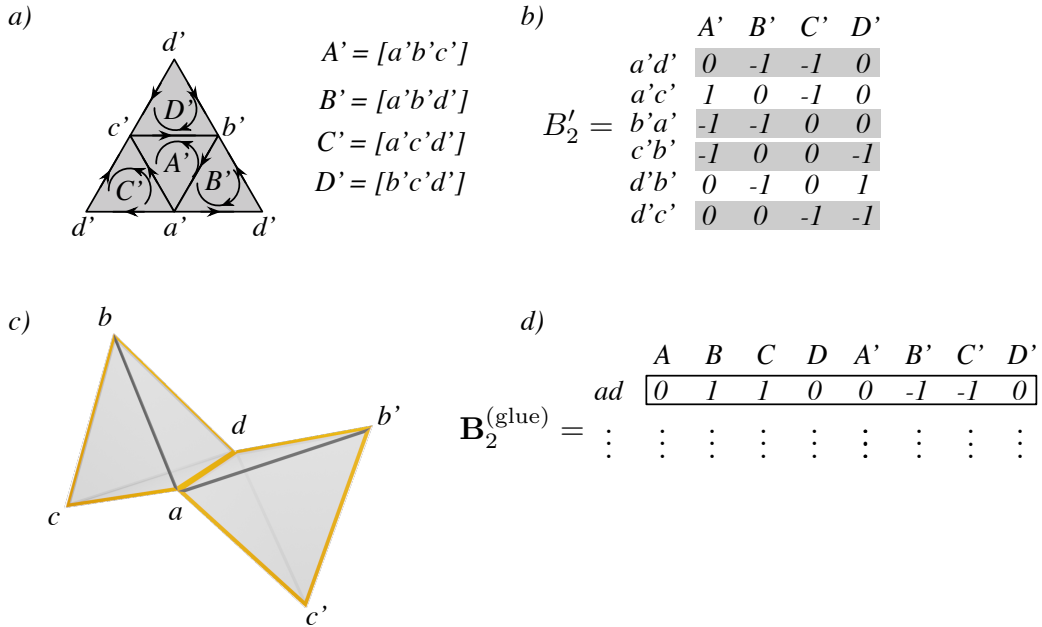


FIG. SM-2. **An opposite oriented tetrahedron.** We show a tetrahedron whose faces have an opposite orientation with respect to the one of Fig. SM-1, while the tetrahedron and its edges are oriented in the same way in both cases (panels a) and b)). In panel c) we show the “gluing” process of these two tetrahedra along two selected links, ad and $a'd'$, in such a way the shared link is now incident with four faces and its is coherently oriented with two of them and non coherently with the two other ones (panels c) and d)).

The 3-simplicial complex obtained by gluing the two opposite tetrahedra, contains six links each one belonging to two faces and coherently oriented with both, hence they will contribute with a non zero entry in the product $\mathbf{B}_2 \mathbf{u}$, let us for short say that such links have the “wrong property”. To tackle this issue we repeat the construction show on Fig. SM-2 by alternating “positively” and “negatively” oriented tetrahedra along the two opposite sides of the square obtained by “flating” each tetrahedron and considering only the sides with the “wrong property” (see Fig. SM-3a). More precisely we pave a 2-torus by using such squares (see Fig. SM-3c), by alternating along the longitudinal and transverse directions positive and a negative tetrahedra. Eventually taking L squares along the longitudinal direction

and M squares along the latitudinal direction, we obtain the sought 3-simplicial complex that by construction satisfies $\mathbf{B}_2\mathbf{u} = 0$ and $\mathbf{B}_3^\top\mathbf{u} = 0$. It can thus support a synchronous manifold for topological signals defined on 2-simplex but not on the 1-simplex, indeed $\mathbf{B}_2^\top\mathbf{u} \neq 0$, nor the 3-simplex because $\mathbf{B}_3\mathbf{u} \neq 0$; let us observe that in this case $\mathbf{B}_4^\top\mathbf{u} = 0$, being the tetrahedron the simplex with the largest dimension and thus $\mathbf{B}_4 = 0$, however we do not have global synchronization of 3-topological signals because the used simplex is not a closed manifold without boundary.




FIG. SM-3. **3-simplicial complex: a torus paved with tetrahedra.** We schematically show the construction of the 3-simplicial complex obtained by gluing together opposite tetrahedra and then by identifying the opposite sides of the square composed by the tetrahedron links contributing with a non zero value to $\mathbf{B}_2\mathbf{u}$ (the edges in yellow in panel a)).

A 3-cell complex supporting global synchronization: 3D-torus

The aim of this appendix is to build a 3-cell complex made of nodes, links, squares (i.e., 2-cells) and cubes (i.e., 3-cells) capable to support global synchronization for topological signals of any dimensions, $k = 0, 1, 2, 3$.

Let us consider a cube formed by six 2-cells, the squares (see Fig. SM-4a), and we can orient the faces to have three positive and three negative contributions to $\mathbf{B}_3^\top\mathbf{u}$ is in such a way the latter sums to zero (see panels b)). It is important for the following construction to incoherently orient opposite faces (see panels c)-d) and e)), this is because once we will “glue” together several cubes, the shared faces should have the right orientation to ensure $\mathbf{B}_2\mathbf{B}_3 = 0$.

We then orient the links according to a left-right on the horizontal direction, bottom-up in the vertical one and front-back in the transverse direction (see again panels a) and b)). Once faces and links have been oriented we can compute the matrices \mathbf{B}_k , $k = 1, \dots, 3$ and we can observe that six links exist, three of which contributing with “+2” (solid blue line) or “-2” (dashed red line) to $\mathbf{B}_2\mathbf{u}$.

Once we have obtained the oriented a cube, we can “glue” together several copies of the same cube along the three directions (see Fig. SM-5). Because of the orientations given to the faces (see Fig. SM-4), the face shared by each couple of cubes will have the right orientation. Moreover this gluing process ensures also that $\mathbf{B}_2\mathbf{u} = 0$; indeed as it can be observed from Fig. SM-5 the unique link incident with four cubes, hence eight faces, has a zero contribution to $\mathbf{B}_2\mathbf{u}$. By considering for instance the configuration shown in panel a), the vertical link common to the four cubes A, B, C and D will contribute with +2 (it has been colored in blue according to the scheme presented in Fig. SM-4) because of the two faces of the B cube, with -2 (it has been colored in red according to the scheme presented in Fig. SM-4) because of the two faces of the D cube and 0 (it has been colored in black according to the scheme presented in Fig. SM-4) to the faces in the cubes A and C. The same analysis can be done for the constructions in the vertical direction (panel b)) and in the transverse one (panel c)). Finally by imposing periodic boundary conditions in the three directions we obtain a 3D torus with the required properties. Let us observe that the links orientation together with the periodic boundary conditions ensure $\mathbf{B}_1\mathbf{u} = 0$.

Analysis of the Stuart-Landau model

The aim of this section is to provide the interested reader more details about the global synchronization of identical Stuart-Landau systems defined on top of simplicial and cell complexes introduced in the main text.

Let us thus assume to deal with a k dimensional topological signal associated to a nonlinear SL oscillator, whose time evolution is given by

$$\frac{dw}{dt} = \sigma w - \beta w|w|^2,$$

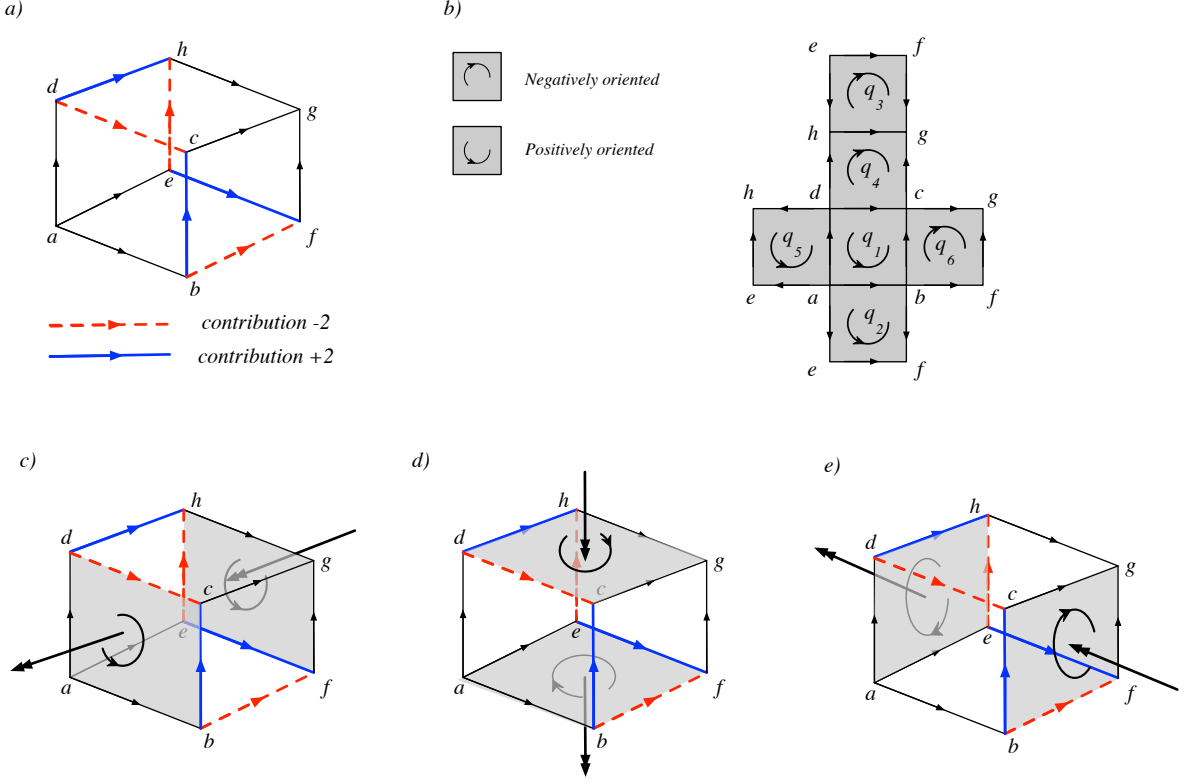


FIG. SM-4. **An oriented cube.** We show an oriented cube, both in a 3D view (panel a)) then in a “flatten” 2D one (panel b)). Given an orientation of the faces and of the links (see panels a) and b)), we can compute the incidence matrix \mathbf{B}_2 and identify the link whose contribution to $\mathbf{B}_2 \mathbf{u}$ is not zero. This allows to emphasize 6 links forming a closed loop (thicker dashed red and solid blue lines in panel a)) in the cube. Let us observe that opposite faces of the cube must be incoherently oriented (see panels c)-d) and e)).

where $\sigma = \sigma_{\Re} + i\sigma_{\Im}$ and $\beta = \beta_{\Re} + i\beta_{\Im}$ are complex model parameters. One can easily prove that the former system admits a limit cycle solution $\hat{z}(t) = \sqrt{\sigma_{\Re}/\beta_{\Re}} e^{i\omega t}$, where $\omega = \sigma_{\Im} - \beta_{\Im}\sigma_{\Re}/\beta_{\Re}$, is the signal frequency. Such solution is stable provided $\sigma_{\Re} > 0$ and $\beta_{\Re} > 0$, conditions that we hereby assume.

We now consider N_k SL topological oscillators and we couple them using the the $(k-1)$ and $(k+1)$ -faces of a simplicial complex. Let also assume the coupling to be given by the nonlinear function $h(w) = \mu w|w|^{m-1}$, where m is a positive integer and $\mu = \mu_{\Re} + i\mu_{\Im}$ is a complex parameter defining the interaction strength. Observe that such coupling has been recently introduced and studied in the framework on synchronization on time varying networks in [42]. In conclusion we are interested in studying the system

$$\frac{dw_i}{dt} = \sigma w_i - \beta w_i |w_i|^2 + \mu \sum_{j=1}^{N_k} L_k(i, j) w_j |w_j|^{m-1} \quad \forall i = 1, \dots, N_k.$$

We are now interested in studying the stability of the reference limit cycle solution $\hat{z}(t)$. If this condition is realized, then the system achieves global synchronization. To achieve this goal we introduce real “small” functions $\rho_j(t)$ and $\theta_j(t)$ and rewrite $w_j(t)$ as follows

$$w_j(t) = \hat{z}(t)(1 + \rho_j(t))e^{i\theta_j(t)}. \quad (\text{SM-1})$$

We now insert the previous expression in the coupled equation

$$\frac{dw_i}{dt} = \sigma w_i - \beta w_i |w_i|^2 - \mu \sum_{j=1}^{N_k} L_k(i, j) w_j |w_j|^{m-1}, \quad (\text{SM-2})$$

valid for every $i = 1, \dots, N_k$. By using the expression for $\hat{z}(t)$ and by expanding the resulting equation up to the first

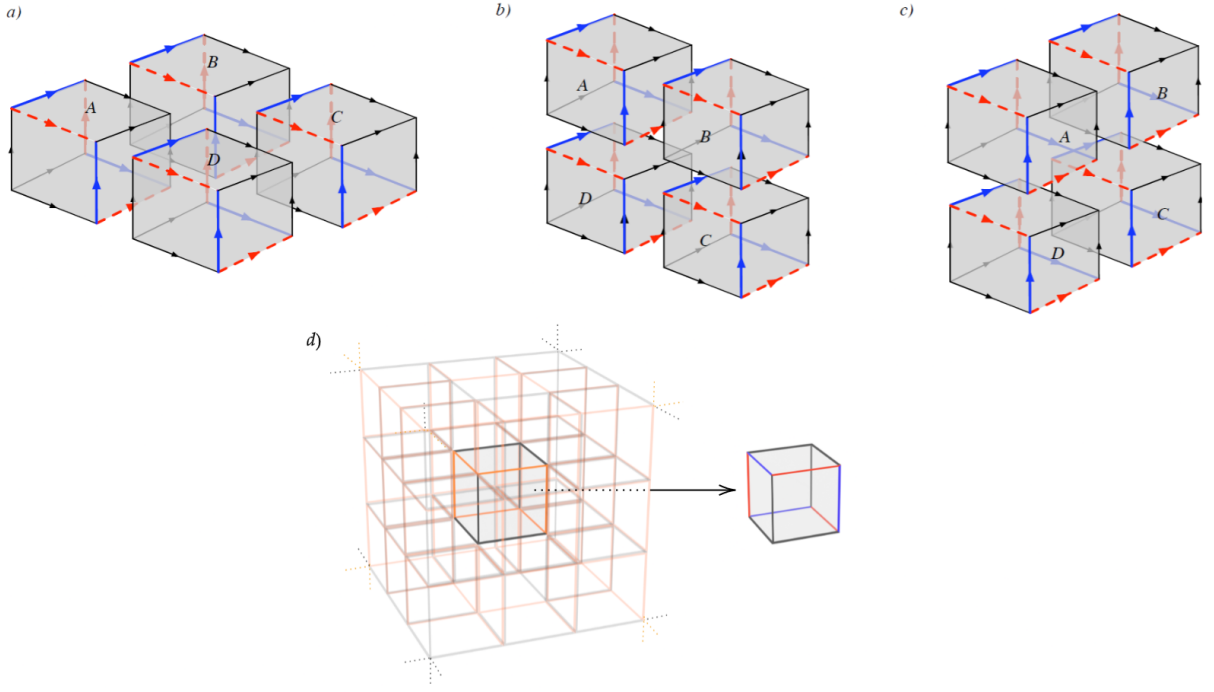


FIG. SM-5. **Gluing together four oriented cubes along the three dimensions.** We show how to glue together four cubes in the horizontal (panel a)), vertical (panel b)) and vertical transverse (panel c)) plane. We can observe that in all cases the link common to eight faces (and four cubes) returns a null contribution to $\mathbf{B}_1 \mathbf{u}$, indeed it contributes with 0 to two couples of faces (thin black line), with +2 to a couple of faces (blue thick line) and with -2 to the remaining couple of faces (dashed red line). The final construction is schematically depicted in panel d). The cube is repeated along each one of the three spatial dimensions and periodic boundary conditions are implemented connecting opposite faces of the cubic array (represented with a lower opacity). The basic element of the construction is shown in the center. As in the other figures, the non zero contributing edges are shown in orange and in dark gray all the others. The edges colored with the same color index as in panels a)-c) are also shown for orientation reference.

order in ρ_j and θ_j , we eventually obtain

$$\begin{cases} \frac{d\rho_j}{dt} = -2\sigma_{\Re}\rho_j - \left(\frac{\sigma_{\Re}}{\beta_{\Re}}\right)^{\frac{m-1}{2}} \sum_{\ell=1}^{N_k} L_k(j, \ell) (m\mu_{\Re}\rho_{\ell} - \mu_{\Im}\theta_{\ell}) \\ \frac{d\theta_j}{dt} = -2\beta_{\Im}\frac{\sigma_{\Re}}{\beta_{\Re}}\rho_j - \left(\frac{\sigma_{\Re}}{\beta_{\Re}}\right)^{\frac{m-1}{2}} \sum_{\ell=1}^{N_k} L_k(j, \ell) (m\mu_{\Im}\rho_{\ell} + \mu_{\Re}\theta_{\ell}) . \end{cases} \quad (\text{SM-3})$$

We can then decompose $\rho_j(t)$ and $\theta_j(t)$ on the orthonormal eigenbasis $\phi_k^{(\alpha)}$, $\alpha = 1, \dots, N_k$, of the Laplace matrix \mathbf{L}_k :

$$\rho_j = \sum_{\alpha} \hat{\rho}_{\alpha} \phi_k^{(\alpha)}(j) \text{ and } \theta_j = \sum_{\alpha} \hat{\theta}_{\alpha} \phi_k^{(\alpha)}(j) , \quad (\text{SM-4})$$

to eventually obtain

$$\begin{cases} \frac{d\hat{\rho}_{\alpha}}{dt} = -2\sigma_{\Re}\hat{\rho}_{\alpha} - \left(\frac{\sigma_{\Re}}{\beta_{\Re}}\right)^{\frac{m-1}{2}} \Lambda_k^{(\alpha)} (m\mu_{\Re}\hat{\rho}_{\alpha} - \mu_{\Im}\hat{\theta}_{\alpha}) \\ \frac{d\hat{\theta}_{\alpha}}{dt} = -2\beta_{\Im}\frac{\sigma_{\Re}}{\beta_{\Re}}\hat{\rho}_{\alpha} - \left(\frac{\sigma_{\Re}}{\beta_{\Re}}\right)^{\frac{m-1}{2}} \Lambda_k^{(\alpha)} (m\mu_{\Im}\hat{\rho}_{\alpha} + \mu_{\Re}\hat{\theta}_{\alpha}) . \end{cases} \quad (\text{SM-5})$$

Let us observe that Eq. (SM-5) is autonomous, hence one can compute its eigenvalues and define the largest real part of the latter ones, say λ , named in the literature *dispersion relation*. One can thus conclude that if $\lambda < 0$ the

reference solution is stable and hence the system globally synchronizes. The same reasoning can be done whenever the generic Master Stability Function (4) is autonomous.

Let us also observe that a similar conclusion can be obtained if $\mathbf{s}(t)$ is a periodic solution by resorting to Floquet analysis; calling again λ the largest real part of the Floquet eigenvalues we can show that if $\lambda < 0$ then the reference solution is stable and the system globally synchronizes. In the general case, one has to (numerically) compute the Lyapunov exponent of (4) and infer about the stability of the reference solution using the Lyapunov theory. Let us observe that to stress the dependence on the simplex eigenvalues we will also write $\lambda = \lambda(\Lambda_k^{(\alpha)})$.

Back to Eq. (SM-5) one can infer the stability of the reference solution and thus of the global simplicial synchronization by studying if the perturbations ρ_j and θ_j fade away, or equivalently if their projections $\hat{\rho}_\alpha$ and $\hat{\theta}_\alpha$ vanish. Sufficient conditions are obtained by assuming an exponential behavior, namely $\hat{\rho}_\alpha \sim e^{\lambda_\alpha t}$ and $\hat{\theta}_\alpha \sim e^{\lambda_\alpha t}$. Inserting this ansatz into (SM-5) one gets the following equation for λ_α

$$\lambda_\alpha^2 + \lambda_\alpha \left(\left(\frac{\sigma_{\Re}}{\beta_{\Re}} \right)^{\frac{m-1}{2}} \mu_{\Re} \Lambda_k^{(\alpha)} (m+1) + 2\sigma_{\Re} \right) + m \left(\frac{\sigma_{\Re}}{\beta_{\Re}} \right)^{m-1} \left(\Lambda_k^{(\alpha)} \right)^2 (\mu_{\Re}^2 + \mu_{\Im}^2) + 2\Lambda_k^{(\alpha)} \left(\frac{\sigma_{\Re}}{\beta_{\Re}} \right)^{\frac{m-1}{2}} \left(\mu_{\Re} \sigma_{\Re} + \mu_{\Im} \beta_{\Im} \frac{\sigma_{\Re}}{\beta_{\Re}} \right) = 0. \quad (\text{SM-6})$$

We eventually define the *dispersion relation* (or maximum Floquet exponent) $\lambda = \max_{\alpha} \Re \lambda_\alpha$. Let us observe that $\lambda_1 = 0$, that is λ vanishes if evaluated on $\Lambda_k^{(1)} = 0$; this is because the reference solution is a limit cycle. Considering then the behavior of λ_α for $\Lambda_k^{(\alpha)}$ close to zero, one can develop the root λ_α as follows

$$\begin{aligned} \lambda_\alpha &\sim \frac{1}{2} \left[- \left(\frac{\sigma_{\Re}}{\beta_{\Re}} \right) \mu_{\Re} \Lambda_k^{(\alpha)} (m+1) - 2\sigma_{\Re} + 2\sigma_{\Re} \left(1 + \frac{1}{2} \left(\frac{\sigma_{\Re}}{\beta_{\Re}} \right)^{(m-1)/2} \Lambda_k^{(\alpha)} \left(\frac{\mu_{\Re}}{\sigma_{\Re}} (m-1) - 2 \frac{\beta_{\Im} \mu_{\Im}}{\beta_{\Re} \sigma_{\Re}} \right) \right) + \dots \right] \\ &= -\Lambda_k^{(\alpha)} \left(\frac{\sigma_{\Re}}{\beta_{\Re}} \right)^{(m-1)/2} \left(\mu_{\Re} + \frac{\beta_{\Im} \mu_{\Im}}{\beta_{\Re}} \right) + \dots \end{aligned}$$

Hence there exists an interval of values for $\Lambda_k^{(\alpha)}$ such that $\lambda_\alpha > 0$, namely the global synchronization cannot be achieved, if and only if

$$\mu_{\Re} + \mu_{\Im} \frac{\beta_{\Im}}{\beta_{\Re}} < 0.$$

Let us conclude this section by showing the relation dispersion for the topological SL signals defined on top of the 3-simplicial complex and the 3-cell complex above introduced. The model parameters have been set to some generic values allowing for a negative dispersion relation (see Fig. SM-6b-c for the simplicial complex and Fig. SM-6e-f for the cell complex). However once the complex amplitudes are defined on 2-faces, i.e. triangles or squares, the system globally synchronizes as we can appreciate from the inset in panel b) and e), while SL oscillators defined on links have a different behavior if we are dealing with a simplicial complex where they cannot globally synchronize (see panel c)) or a cell complex where global synchronization is achieved (see panel f)). Those different behaviors result from the fact that $\mathbf{u} \in \ker \mathbf{L}_1$ for the cell complex while $\mathbf{u} \notin \ker \mathbf{L}_1$ for the simplicial complex, in the latter case synchronization cannot be achieved because of the presence of the topological obstruction.

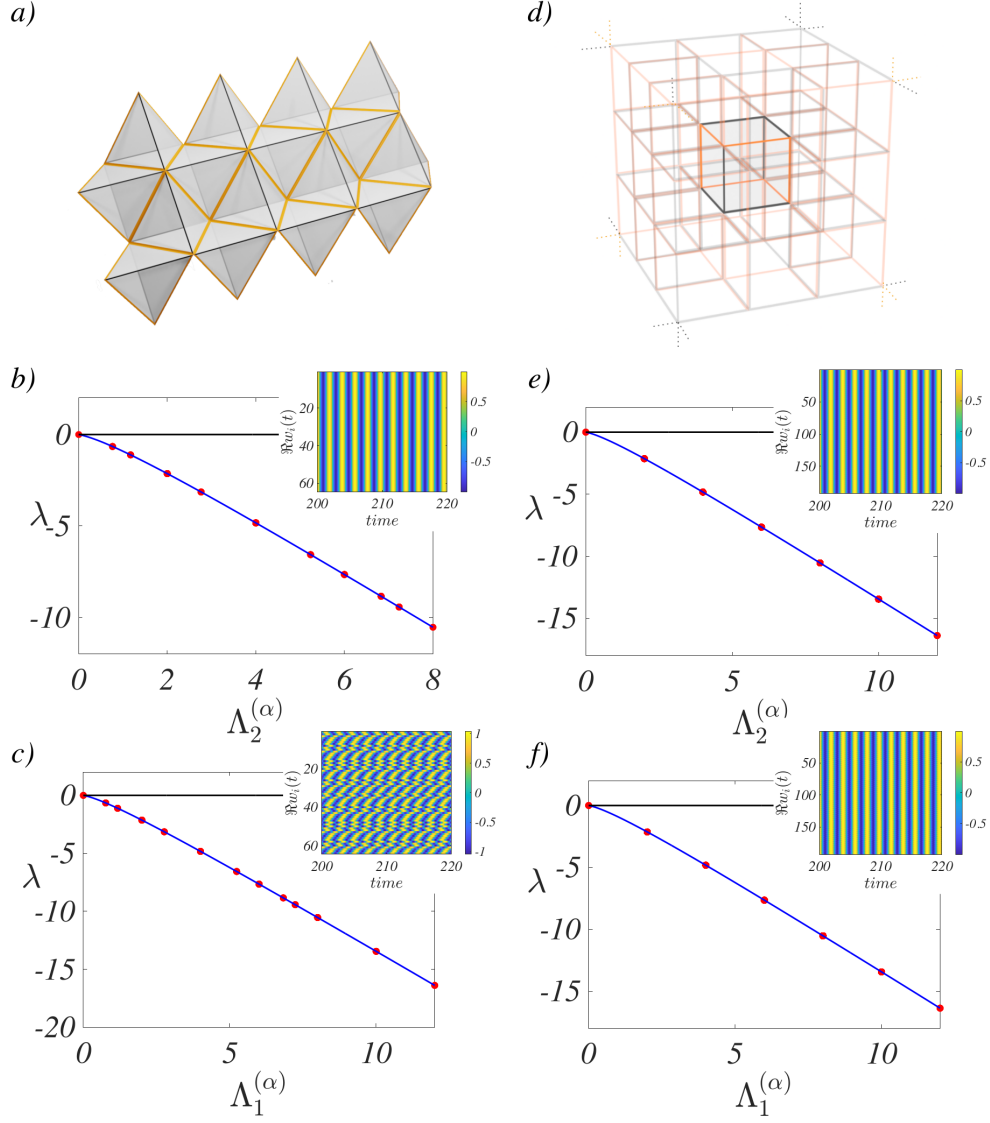


FIG. SM-6. **Dispersion relation for topological Stuart-Landau model.** The left panels refer to the 3-simplicial complex schematically represented in panel a). In panel b) we report the relation dispersion λ as a function of the eigenvalues $\Lambda_2^{(\alpha)}$ in the case of topological complex amplitudes defined on 2-faces, i.e., triangles, while as a function of $\Lambda_1^{(\alpha)}$ in panel c) dealing with signals defined on links. Similar functions are reported in the right panels in the case of 3-cell complex schematically represented in panel d). The model parameters have been fixed to some generic values, $\sigma = 1.0 + 4.3i$, $\beta = 1.0 + 1.1i$, $\mu = 1.0 - 0.5i$ and $m = 3$, and are the same used to obtain the results reported in Fig. 2.