

Reduced Implication-bias Logic Loss for Neuro-Symbolic Learning

Hao-Yuan He, Wang-Zhou Dai, Ming Li, Yu Liu, Yong-Chang Ma

Nanjing University
Nanjing 210023, China
{hehy,lim,daiwz,liuy,mayc}@lamda.nju.edu.cn*

Abstract

Integrating logical reasoning and machine learning by approximating logical inference with differentiable operators is a widely used technique in Neuro-Symbolic systems. However, some differentiable operators could bring a significant bias during backpropagation and degrade the performance of Neuro-Symbolic learning. In this paper, we reveal that this bias, named *Implication Bias* is common in loss functions derived from fuzzy logic operators. Furthermore, we propose a simple yet effective method to transform the biased loss functions into *Reduced Implication-bias Logic Loss (RILL)* to address the above problem. Empirical study shows that RILL can achieve significant improvements compared with the biased logic loss functions, especially when the knowledge base is incomplete, and keeps more robust than the compared methods when labelled data is insufficient.

Introduction

Currently, machine learning methods are achieving significant success in perception (Krizhevsky, Sutskever, and Hinton 2012; Vaswani et al. 2017; Li et al. 2021). However, real-world learning tasks usually require not only the perception ability but also the logical reasoning ability (Kahneman 2013). It is reasonable to believe that the next generation of advanced artificial intelligence will be seamlessly constructed by combining logical reasoning with machine learning.

Neuro-Symbolic (NeSy) AI (Garcez et al. 2019; Raedt et al. 2020; Yang 2022) aims to combine neural networks and symbolic reasoning. Some people try to implement a hybrid system by implementing an interface between neural networks and symbolic reasoning systems. For example, Dai et al. (2019); Zhou (2019) introduce the Abductive Learning (ABL) framework to integrate first-order logic with machine learning models and abductive reasoning. Manhaeve et al. (2018) propose DeepProbLog, which integrates probabilistic logic programming with deep learning by interfacing them with neural predicates. However, these models are difficult to train because of the high complexity caused by the joint optimisation of the neural and symbolic modules. Therefore, many researchers propose to approximate logical reasoning with differentiable operators, thereby mak-

ing it possible to turn symbolic knowledge into loss functions and train an end-to-end model by gradient descent (Xu et al. 2018; Giannini et al. 2019; van Krieken, Acar, and van Harmelen 2022).

However, there might remain some problems when approximating the discrete logical calculations naively (van Krieken, Acar, and van Harmelen 2022). In the process of approximating implication rules such as $p_1 \wedge p_2 \wedge \dots \wedge p_n \rightarrow q$ with differentiable operations, a phenomenon that we called *Implication Bias* could degrade the model performance. Informally, this rule could be satisfied via vacuous truth (Enderton 1972), i.e., by negating the premises $p_1 \wedge p_2 \wedge \dots \wedge p_n$. Under ideal circumstances, samples that do not satisfy the rule premises, their loss values and gradients computed from this rule should be zero. However, we found this is not the case for semantic loss and many other widely used logic loss functions derived from fuzzy operators. Furthermore, the shortcuts problem of neural network training (Geirhos et al. 2020) would amplify this bias and make the model tends to negate the premise literals when the training data is insufficient.

We point out that the major problem behind this phenomenon is that the model keeps inferring unwanted negations during training. In logic programming, people employ Closed World Assumption and Negation As Failure (NAF) to prevent this issue and guarantee the soundness of inference (Lloyd 2012). Nevertheless, in NeSy systems, there lacks such a method to reduce this bias.

In this paper, we formally define *implication bias* and provide a straightforward explanation of the above-mentioned phenomenon. Experiments verify that implication bias is widespread in NeSy logic loss functions derived from fuzzy operators. We further propose a simple yet efficient method, named Reduced Implication-bias Logic Loss (RILL), to transform logic loss functions to reduce this bias. RILL adopts a similar idea as Clark’s completion in logic programming, which prevents the model from inferring negated ground fact when it is unnecessary. More specifically, RILL can reduce the influence of vacuous truth and emphasis the truth values of both rule body and rule head, making the model more robust and improving its performance.

Following are the two major contributions of this paper:

- We analyse the phenomenon of implication bias caused by differentiable implication operators and point out

*Preprint. Under review.

what kinds of loss functions will suffer from this bias.

- We propose a simple yet effective method that can reduce implication bias named Reduced Implication-bias Logic Loss (RILL). Empirical study shows that RILL can achieve significant improvements compared with other forms of logic loss, especially when the knowledge base is incomplete or labelled data is insufficient.

Related Work

Some people try to design the structure of neural networks based on logical rules. Such as (Towell and Shavlik 1994; Li and Srikumar 2019; Hoernle et al. 2022). These structures embedded with logical constraints can perform well in specific tasks and satisfy their logic constraints. However, training such kind of model needs a large amount of data.

Statistical Relational (StarAI) and Neural-Symbolic (NeSy) methods such as DeepProbLog(Manhaeve et al. 2018), TensorLog(Cohen, Yang, and Mazaitis 2020) Abductive Learning (ABL) (Zhou 2019; Dai et al. 2019) have been proposed to combine neural networks and logical programming. However, most of these approaches attempt to approximately perform logical reasoning using distributed representations in neural networks, which usually requires a tremendous amount of labelled data. Thus, in this work, differentiable operators implemented by parameter models will not be involved for simplicity, e.g. a neural network. Although a pre-trained neural network seems promising, we remain this direction as future works.

A more straightforward way of interaction between the logic module and the perception module is designing a logic loss which measures how unsatisfiability the model’s output is. As the category in (Marra et al. 2021), there are two perspectives of approximating logical reasoning with differentiable operations. From the perspective of probabilistic logic, Xu et al. (2018) proposed a semantic loss function to get a logic loss. However, for efficient computations, they need to encode logical rules in Sequential Decision Diagram (SDD) (Darwiche 2011) which is an NP-Hard problem and expensive for most real-world tasks. From the perspective of fuzzy logic, Fischer et al. (2019); Roychowdhury, Diligenti, and Gori (2021); Giannini et al. (2019); Badredine et al. (2022) use fuzzy operators to design logic losses. Using fuzzy logic to translate logical rules into loss functions is natural. Our work is closely related to (van Krieken, Acar, and van Harmelen 2022), which analysed different kinds of fuzzy logic operators. Furthermore, they discovered there exists a significant imbalance of gradient between premises and consequents in the Reichenbach operator.

We revealed the cause and the negative effect of this kind of bias which we called *Implication Bias* by formal definitions and experiments from the view of machine learning. We found it seems hard to avoid implication bias if some natural properties of logic are satisfied, indicating that this bias is widespread and worth paying attention to.

Preliminaries

First Order Logic

A First Order Logic (FOL) \mathcal{L} consists of a set \mathcal{C} of constant symbols, a set \mathcal{F} of functional symbols, a set \mathcal{P} of predicates (relations) symbols, and a set \mathcal{V} of variable symbols, a set $\{\neg, \wedge, \vee, \rightarrow, \leftrightarrow\}$ of connectives, a set $\{\forall, \exists\}$ of quantifiers.

The connectives set can be reduced to $\{\neg, \rightarrow\}$ because other operations can be replaced with a combination of these two operations. For example, $p \wedge q \equiv \neg(p \rightarrow \neg q)$, $p \leftrightarrow q \equiv \neg((p \rightarrow q) \rightarrow \neg(q \rightarrow p))$, $p \vee q \equiv \neg p \rightarrow q$. Atom is the basic component of logic formulas, such as $\text{BiggerThan}(x, \text{Add}10(y))$, $\text{Equal}(\text{Succ}(x), y)$. Denote the set of atoms as \mathcal{A} , the set of formulas as \mathbb{F} .

Following contents about closed-world assumption are based on (Lloyd 2012) and (Clark 1978).

Closed World Assumption

The closed-world assumption (CWA) is a presumption that a true statement is also known to be true. Conversely, what is not currently known to be true, is false. The opposite of the closed-world assumption is the open-world assumption (OWA), holding that lack of knowledge does not imply falsity. The CWA is a very natural rule to use in a database context. Information not explicitly presented in the database is taken to be false. For example:

Statement:	Bob and Cam are students.
Question:	Is Alice a student?
Closed world answer:	No.
Open world answer:	Unknown.

Negation as Failure Suppose we wish to infer $\neg A$ from a program P . To use the CWA, we have to show that A is not a logical consequence of P . Unfortunately, because of the undecidability of the validity problem of first-order logic, there is no algorithm which will take an arbitrary A as input and respond in a finite amount of time with the answer whether A is or is not a logical consequence of P . If A is not a logical consequence, it may loop forever.

To alleviate this problem, Clark (1978) proposed the *negation as failure* rule. It states that if A is in the finite failure set of P , then infer $\neg A$. We can see that the negation as a failure rule is less powerful than the CWA. However, implementing anything beyond negation as a failure rule is difficult in practice.

Semantics of Continuous-valued Logic¹

To transform logic rules into loss functions, we have to assign every grounding term in logic rules a continuous value between 0 and 1. In most cases, this assignment will be given by the machine learning model’s output.

Definition 1 (Valuation of Atom). *A valuation of atom is a function $G(\cdot) : \mathcal{A} \rightarrow [0, 1]$.*

It is natural to define the valuation of negation of an atom $G(\neg A)$ as $1 - G(A)$.

¹For simplicity, here we only discuss the case without quantifiers, extending to the case with quantifiers is straightforward, which will be introduced in Appendix.

Definition 2 (Implication Likelihood). A function $I(\cdot, \cdot) : [0, 1] \times [0, 1] \rightarrow [0, 1]$ is implication likelihood if it is differentiable.

Implication likelihood is a function that is used to estimate the degree of satisfiability of implication rules, which is closely related to fuzzy t-norms (Giannini et al. 2019). For example, $I(G(\text{Raven}(x)), G(\text{Black}(x))) = 0.95$ says the satisfiability of this rule $\text{Raven}(x) \rightarrow \text{Black}(x)$ is 0.95.

Since computing the satisfiability of negation and implication rules being available, as mentioned before, in FOL, $\{\neg, \rightarrow\}$ as connectives are enough.² It is easy to calculate any logic rule’s satisfiability by \rightarrow and \neg recursively.

Definition 3 (Logic Likelihood). Logic Likelihood $s(\cdot, \cdot) : \mathbb{F} \times [0, 1]^n \rightarrow [0, 1]$ is a function that used to estimate the degree of satisfiability of logic formula.

$s(\cdot, \cdot)$ takes two inputs, the first one is a logic formula, and the second one is the valuation vector of this logic formula. For example:

$$s(P \rightarrow Q, (x, y)) = I(x, y)$$

Definition 4 (δ -Confidence Monotonic). A Logic Likelihood is called δ -Confidence Monotonic if its Implication Likelihood satisfies:

- For any $y \in [0, \delta)$, $I(x, y)$ is monotonically decreasing on x .
- For any $x \in (1 - \delta, 1]$, $I(x, y)$ is monotonically increasing on y .

Functions with this property are commonly found in many literature such as (Badreddine et al. 2022; Roychowdhury, Diligenti, and Gori 2021; van Krieken, Acar, and van Harmelen 2022). For example, the Implication Likelihood used in (Badreddine et al. 2022; Roychowdhury, Diligenti, and Gori 2021) is defined as $I(x, y) = 1 - x + x \cdot y$. It is a 1-Confidence Monotonic Implication Likelihood.

An example for understanding this definition may be helpful. Suppose we have an implication rule, $\text{Raven}(x) \rightarrow \text{Black}(x)$. When $G(\text{Black}(x))$ is nearly 0, that is to say, x is not black w.h.p., the higher confidence we trust $\text{Raven}(x)$, the less satisfiability of this rule, vice versa.

Definition 5 (Logic Loss). A Logic Loss ℓ_{logic} is a function that estimates the degree of unsatisfiability of logic formula r . It is derived from a Logic Likelihood:

$$\ell_{\text{logic}}(r, z) = g(s(r, z))$$

where g is a monotonically decreasing function. w.l.o.g., assume $g(1) = 0$.

For example, g can be a negative logarithm function, such as $\ell_{\text{logic}}(r, z) = 1 - \log(s(r, z) + 1)$. In this paper, this function will be chosen as the default.

²Although other operators’ likelihoods can be defined independently with implication likelihood, for simplicity, we only discuss the case that all the operators’ likelihoods are consistent. The inconsistent case is easy to extend and will not change the main conclusion.

Theorem 1. Assume our knowledge base is accurate, and data space $\mathcal{X} \times \mathcal{Y}$ is separable. Let $R = R_{\text{task}}(f) + \lambda \cdot R_{\text{logic}}(f)$ with $\lambda \geq 0$ be the conic combination of logic risk $R_{\text{logic}}(f) = \mathbb{E}_{(\mathcal{X}_L \cup \mathcal{X}_U) \times \text{KB}}[\ell_{\text{logic}}(r, \text{dict}(f(x)))]$ and task risk $R_{\text{task}}(f) = \mathbb{E}_{\mathcal{X}_L \times \mathcal{Y}}[\ell_{\text{task}}(f(x), y)]$, then R is consistent with R_{task} , that is to say, for any measurable function sequence $\{f^{(n)}(x)\}_{n \geq 1}$, the following proposition holds over all distributions on $\mathcal{X} \times \mathcal{Y}$:

$$\text{If } R(f^{(n)}) \rightarrow R^* \text{ then } R_{\text{task}}(f^{(n)}) \rightarrow R_{\text{task}}^*.$$

This theorem suggests that the additional logic loss does not change the optimal value of optimisation spaces. Proof of this theorem can be seen in Appendix.

Combining logic loss with a task-specific loss for machine learning should be mutually beneficial. In one way, the task-specific loss can direct the model to achieve a pretty good performance so it can give out valid logic primitive facts. In the other way, the logic loss can help shrink the empirical optimal space that can make the model easier to achieve the optimum. However, a logic loss with δ -confidence monotonic implication likelihood may introduce bias into NeSy systems during the training process.

Proposed Method

Implication Bias

Definition 6 (δ -Implication Biased Loss). A Logic Loss is Implication Biased if its Implication Likelihood $I(x, y)$ satisfies: $\forall x, y \in (0, \delta)$

$$\frac{\partial I}{\partial x} < 0$$

For simplicity, a logic loss is called implication biased if there exists some $\delta \in (0, 1]$ that make this logic loss δ -Implication Biased.

Theorem 2. A Logic Loss ℓ_{logic} with δ -Confidence Monotonic Logic Likelihood is also δ -Implication Biased.

Implication biased means that when both the premise and the consequent are close to zero, the gradient given by the logic loss will still be in the direction of negating the premise. This suggests that **implication-biased logic loss tends to negate the premise of implication rules**. The proof can be seen in Appendix. Since logic likelihoods with δ -confidence monotonic are commonly used, logic loss functions with implication bias will be widespread.

Implication Bias: Case Study

The following case is designed to illustrate the impact of implication bias during the training process. In this case, the dataset is constructed from four clusters. Each data point in this dataset has two attributes:

$$\begin{aligned} \text{colour} &\in \{\text{Blue, Green, Red, Gray}\} \\ \text{shape} &\in \{\text{Circle, Square, Triangle, Star}\} \end{aligned}$$

There are relations between these attributes, which is represented by logic rules: $\text{Blue}(x) \leftrightarrow \text{Circle}(x)$, $\text{Green}(x) \leftrightarrow \text{Square}(x)$, $\text{Gray}(x) \leftrightarrow \text{Star}(x)$, $\text{Red}(x) \leftrightarrow \text{Triangle}(x)$.

The training set is split from the whole dataset. It holds 25% data and only contains the shape label. Two different

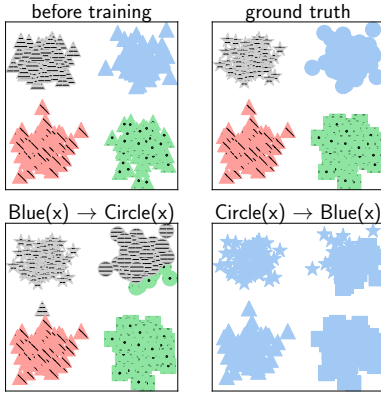


Figure 1: Case study of implication bias. These logic rules are both satisfied subject to their logical constraints.

knowledge bases shown in Fig.1 are $\{\text{Blue}(x) \rightarrow \text{Circle}(x)\}$ and $\{\text{Circle}(x) \rightarrow \text{Blue}(x)\}$.

Task-specific loss ℓ_{task} is CrossEntropy and logic loss ℓ_{logic} derived from Reichenbach Implication Likelihood $I(x, y) = 1 - x + x \cdot y$. Optimization object is $R_{\text{task}}(f) + \lambda \cdot R_{\text{logic}}(f)$ as mentioned in Thm.1. The Machine Learning model is a one-hidden-layers neural network with two linear classification layers for shape and colour.

As the left bottom picture of Fig.1, when ℓ_{logic} is implication biased, the optimised model will refuse to predict any sample's colour as blue, although the initial model can predict colour-label right. This phenomenon also happened in the right bottom picture of Fig.1. Both of them negate their rule's premise.

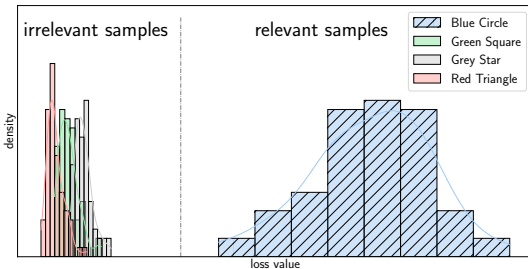


Figure 2: Distribution of different samples given by a trained model, which is compute from rule $\text{Circle}(x) \rightarrow \text{Blue}(x)$.

This happens because most of the samples in the training set are irrelevant to this single implication rule, i.e., neither blue nor circle. As shown in Fig.2, there is a significant distribution distance of logic loss between relevant and irrelevant samples against rule $\text{Circle}(x) \rightarrow \text{Blue}(x)$. Although the irrelevant samples' logic loss is relatively small, they still produce a non-negligible gradient to negate this implication rule's premise.

It may be confusing that our model failed to predict shape-label correctly in the right bottom picture of Fig.1. This failure comes from the bias of logic loss which tends to negate the premise (Circle). Although task-specific loss should lead the model to predict shape right, it compromises such bias,

thus allowing for misclassification of some samples.

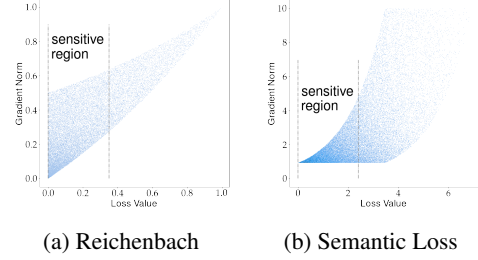


Figure 3: Scatter plot of logic loss value of implication rule $p \rightarrow q$ and its gradient norm of p . $G(p), G(q) \sim \mathcal{U}(0, 1)$.

Fig.3 presents the loss value versus gradient norm of 1-Implication Biased logic loss derived from Reichenbach Implication Likelihood and Semantic Loss (Xu et al. 2018).

In Fig.2, most of the samples are irrelevant to a single implication rule and lie in a sensitive region³ shown in Fig.3, which is a region that can introduce bias into the training process, and we will verify its existence experimentally later. Samples lie in this region mostly satisfy $\neg p$ and will contribute gradients that negate p . However, in the open world, the NeSy system is not able to ground negated premise well for its undecidability.

Remark From the perspective of deep learning, this bias comes from shortcuts in the learning process (Geirhos et al. 2020), in this task, negating the premise of implication rules is a shortcut. From the perspective of logic programming, there are limitations that negating premise may be difficult to specify in an open world with NeSy systems, which not being able to ground negated premise well using a data-driven approach (Wagner and d'Avila Garcez 2022).

Reduced Implication-bias Logic Loss

Let us analyse implication bias from two perspectives.

Optimisation of Machine Learning Implication bias will induce neural networks to negate the premise of implication rules, which is a shortcut in the learning process. Considering neural networks tend to learn shortcuts, this bias will bring a nuisance to the training process.

Logic Programming Implication bias will induce the model to negate the premise of implication rules. However, in an open world, negating a predicate is undecidable. For example, if we have a statement $\text{Raven}(x) \rightarrow \text{Black}(x)$. If we try to negate its premise, that is to say, $\neg \text{Raven}(x)$. Since so many predicates can be "not raven", we do not have an explicit target to improve the model.

Insight *Samples in the sensitive region should be assigned less importance to the training process.*

There are two reasons behind this insight.

First, samples in the sensitive region usually get a relatively small loss value, thus having less importance to the

³Samples in this region are like hard samples in the noisy label learning, both of them will bring bias.

optimisation process than others. Furthermore, since these samples’ gradients can introduce nuisance into the training process, it is natural to reduce their importance.

Second, samples in the sensitive region have lower confidence in the premise, which will introduce undecidability into the training process. As Clark’s completion try to handle the undecidability of negative predicates by utilising information explicitly present in the knowledge base. It is natural to reduce the information that is not explicitly present.

Reduce Implication Bias by Transformation

Let us use the notation $\mathcal{R}(\cdot)$ to represent a mapping that transforms a loss function into another loss function. Three different ways were designed to reduce the implication bias, as shown in Fig.4.

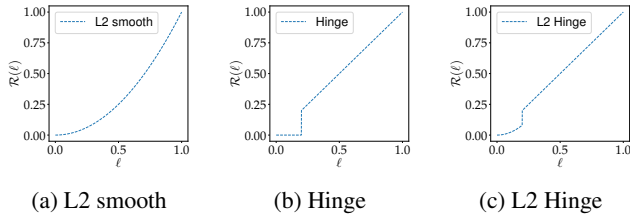


Figure 4: Different transformations of reducing.

L2 Smooth Since we want to reduce the bias caused by samples’ gradients in the sensitive region of biased logic loss, it is natural to smooth by multiplying itself.

$$\mathcal{R}_{l2}(\ell) = \ell^2$$

This transformation smooths biased logic loss by multiplying itself. Samples with lower loss values will be got a lower impact on the training process.

Hinge Since the samples in the sensitive region are either irrelevant to this rule or satisfy this rule, it is sensible to ignore these samples. One simple way is to apply a hinge-like transformation.

$$\mathcal{R}_{hinge}(\ell) = \ell \cdot \mathbb{I}[\ell > \epsilon]$$

ϵ is related to the sensitive region. This transformation is similar to RAMP loss (Phoungphol, Zhang, and Zhao 2012), which only focuses on the more relevant samples’ loss.

L2+Hinge Kind of mixing the above transformations:

$$\mathcal{R}_{l2+hinge}(\ell) = \ell^2 \cdot \mathbb{I}[\ell \leq \epsilon] + \ell \cdot \mathbb{I}[\ell > \epsilon]$$

Remark All these transformations are managing to reduce the sensitive region’s impact on the training process. This approach will be very efficient as we only transform a biased logic loss through one-dimension mapping.

Considering both RILL and Clark’s completion aim to reduce the undecidability of negative information, RILL can be seen as a continuous logic loss with Clark’s completion implicitly. RILL does not change the information of the knowledge base and does an implicit completion by reducing the sensitive region’s importance, thus leading the model

to pay more attention to the samples that are more irrelevant to this rule. A detailed discussion about Clark’s completion and RILL can be found in Appendix.

Empirical Study

Just as in the real world, the lack of sufficient labelling data is a common occurrence, and so is the lack of a complete knowledge base. These situations leave training our model becoming more challenging. For this reason, in this section, two challenging situations **incomplete knowledge base** and **insufficient labelled data** will be discussed.

Settings of Experiments

Compared logic loss is chosen from the fuzzy logic perspective and probabilistic logic perspective. From the fuzzy logic perspective⁴, the logic loss derived from Reichenbach operators, which is best-performed in (van Krieken, Acar, and van Harmelen 2022). From the probabilistic logic perspective, the semantic loss is chosen for its well-defined and relatively efficient. In the optimisation process, the logic loss will compute based on rules in the knowledge base and training data. The task-specific loss will compute only based on labelled data in the training set. Since this paper focuses on the loss-function-based NeSy systems, other types of NeSy systems will not be involved. Details and configurations of these experiments can be found in Appendix.

Task1: Addition Equations

Inspired by (Hoernle et al. 2022), we construct a semi-supervised-like task, which uses a few labelled data and many unlabelled while well-structured data to train a machine learning model. More specifically, data are structured by addition equations as Fig.5. This structure can not only be used in digital datasets but all datasets which have ten classes. In this experiment, we choose MNIST (Deng 2012), FashionMNIST (Xiao, Rasul, and Vollgraf 2017) and CIFAR-10 (Krizhevsky, Hinton et al. 2009) as basic datasets, we will organize them as pictures shown in Fig.5. Models used in MNIST/FMNIST are three-layers Multi-layer Perceptron (MLP), and in CIFAR-10 is ResNet9 (He et al. 2016). Task-specific loss in this task will be CrossEntropy.



Figure 5: Addition Equation Experiment, data are structured with equation constraints. In this picture, $1 + 5 = 06$.

Knowledge Base Addition equations with four digits have $10 \times 10 = 100$ rules. For example, rules $5 + 2 = 07$, $5 + 3 = 08$ can be represented as:

$$\begin{aligned} 1stD5(x_1) \wedge 2ndD2(x_2) &\rightarrow 3thD0(x_3) \wedge 4thD7(x_4). \\ 1stD5(x_1) \wedge 2ndD3(x_2) &\rightarrow 3thD0(x_3) \wedge 4thD8(x_4). \end{aligned}$$

⁴Limited by space, a detailed empirical study on other kinds of fuzzy operators can be seen in Appendix.

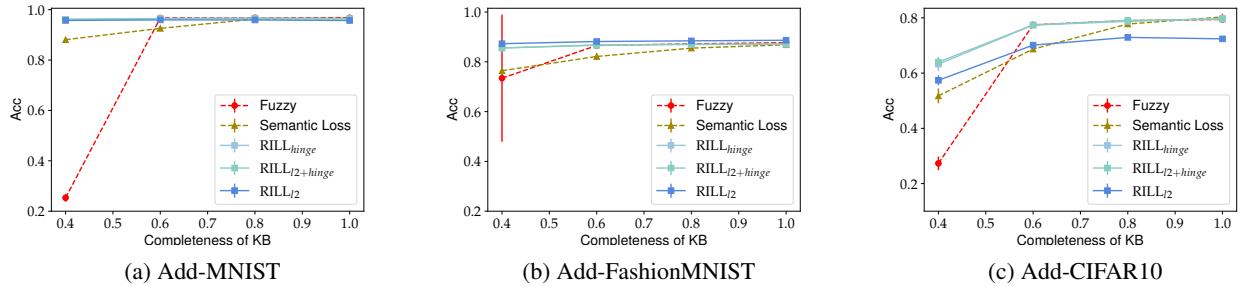


Figure 6: model using biased logic loss becomes more vulnerable when the completeness of KB decreases.

Task1 is well-structured, so it is pretty suitable for exploring the performance of logic loss functions under the guidance of different knowledge bases. That is to say, knowledge bases range from complete to incomplete. Moreover, because it is very flexible in the size of labelled data, it is also suitable for exploring the performance of logic loss functions in different scales of labelled datasets. This means we fix the completeness of the knowledge base and let the labelled dataset change from sufficient to insufficient.

Task2: Hierarchical Classification

CIFAR-100 (Krizhevsky, Hinton et al. 2009) consists of 100 classes and 20 super-classes (SC). For example, an image can be classified as class-label is *maple* and super-class-label is *trees*. We would like to utilise the relationships between classes and super-classes in this experiment. The backbone model used in this task is WideResNet28-8 (Zagoruyko and Komodakis 2016) with two linear classification heads for class-label and super-class-label separately. The task-specific loss will be CrossEntropy.

Knowledge Base Knowledge rules in this task are relationships between classes and super-classes, such as:

$$\begin{aligned} \text{Aquarium fish}(x) &\rightarrow \text{Fishes}(x) \\ \text{Shark}(x) &\rightarrow \text{Fishes}(x) \end{aligned}$$

Remark In this task, we still choose a semi-supervised-like setting, where we only use a small part of class-labelled data, and all super-class labels are available. Since this task’s knowledge base only restrict a single sample’s behaviour at one time, an incomplete knowledge case may bring little impact on the model’s performance. So this task mainly focuses on the effect of insufficient labelled data, changing the labelled dataset from sufficient to insufficient.

Both these two tasks are constructed as semi-supervised learning tasks. However, the difference between these tasks and classical semi-supervised learning tasks is that these tasks have knowledge bases that can improve machine learning’s model performance without tremendous data.

Although this setting is like semi-supervised learning, we will not use any technologies of semi-supervised learning. The only thing we want to show is that an implication-biased logic loss can hardly help or even harm the machine learning model’s performance, while this bias can be controlled by Reduced Implication-bias Logic Loss.

Incomplete Knowledge Base

In this situation, we are going to discuss the case when we do not have enough knowledge. As mentioned before, in this setting, we only focus on task1: **Addition Equations**.

The completeness of knowledge bases ranges from 100% to 40%. That is to say, the number of rules in knowledge bases changes from 100 to 40. The size of the labelled dataset in this task is 100 (MNIST and FashionMNIST) and 2000 (CIFAR10). Notice there are 50,000 data in the training set and 10,000 in the testing set, which means we only use 1/500 and 2/50 labelled data to train the model, respectively.

The results are presented in Fig.6. Details of this experiment’s results (raw data) can be seen in Appendix. As we can see in the picture, when knowledge bases’ incompleteness increases, the model’s performance tends to decrease. However, **RILL keeps more stable and well-performed**.

Remark Notice that the difference between biased logic loss (Fuzzy) and RILL (Hinge) is only a truncation at the sensitive region controlled by hyper-parameter ϵ , that is to say, this sensitive region exists, and it is where the bias comes from. The performance can be significantly improved even if just applying a truncation on a ϵ region of a biased logic loss function.

Insufficient labelled data

With a complete knowledge base, we can reduce the reliance on the labelled data. However, different types of logic loss functions can bring different benefits.

labelled data	8	4	2	1
Fuzzy	.19±.001	.19±.004	.19±.003	.19±.002
SL	.72±.006	.72±.007	.71±.029	.57±.227
Vanilia	.29±.016	.24±.025	.18±.015	.17±.012
RILL _{l2}	.81±.008	.82±.003	.82±.004	.83±.004
RILL _{l2+hinge}	.85±.003	.86±.004	.84±.010	.86±.005
RILL _{hinge}	.85±.006	.85±.007	.85±.005	.86±.004

Table 1: Task1 Add-CIFAR-10, accuracies that change the size of the labelled dataset from eight per class to one per class. The process of getting this table is similar to Tab.2.

In task1, because MNIST/FashionMNIST is much easier compared with CIFAR-10, we only choose CIFAR-10 to

labelled data	1		3		5		10	
	Acc	SC-Acc	Acc	SC-Acc	Acc	SC-Acc	Acc	SC-Acc
Fuzzy	.2291±.004	.7484±.014	.3246±.011	.7570±.020	.3858±.005	.7661±.012	.4449±.010	.7585±.014
SL	.2281±.007	.7384±.021	.3301±.011	.7590±.022	.3787±.011	.7502±.015	.4310±.034	.7462±.037
Vanilia	.2297±.007	.7415±.014	.3153±.015	.7333±.026	.3819±.007	.7630±.009	.4520±.004	.7670±.010
RILL _{l2+hinge}	.2363±.009	.7575±.004	.3290±.005	.7581±.007	.3843±.013	.7649±.016	.4509±.002	.7649±.008
RILL _{l2}	.2357±.010	.7449±.014	.3262±.010	.7585±.011	.3803±.012	.7593±.017	.4538±.003	.7699±.005
RILL _{hinge}	.2334±.006	.7463±.014	.3228±.012	.7520±.008	.3851±.004	.7654±.006	.4562±.004	.7750±.006

Table 2: Task2-Hierarchical-Classification accuracy that changes the labelled dataset size from ten per class to one per class. Experiments results (mean±std of Acc/SC-Acc) repeat for five times with seed {2020, 2021, 2022, 2023, 2024}. The boldfaces denote the best result in terms of Acc/SC-Acc, according to the Wilcoxon test at the significance level of 5%.

study. The size of labelled data decreases **from eight per class to one per class**, which is challenging.

As shown in Tab.1, RILL performs way better than biased logic loss (Fuzzy), semantic loss and vanilla (without logic loss). We can get pretty good performance (86% accuracy) at CIFAR-10 **using only one labelled data per class** with the complete knowledge base without using any semi-supervised learning method.

We were surprised by the result that the performance improved as the size of labelled data decreased. This phenomenon may be similar to smooth label as discussed in (Müller, Kornblith, and Hinton 2019). It seems RILL can give back guidance as the smooth label. This kind of smooth label may improve the generalisation of the model.

In **task2**, the size of class-labelled data decreases from ten per class to one per class. As shown in Tab.2, RILL can stay a relatively high performance (both acc and sc-acc) versus other methods, especially when labelled data size is small, which shows it is necessary to reduce implication bias.

Sensitivity Analysis

RILL_{hinge}, RILL_{l2+hinge} both contain a hyper-parameter ϵ in their transformation. In this section, the sensitivity of ϵ is revealed. The relation between ϵ and the model’s accuracy is shown in Fig.7, in the experiment of Add-MNIST when the incompleteness of the knowledge base equals 40%.

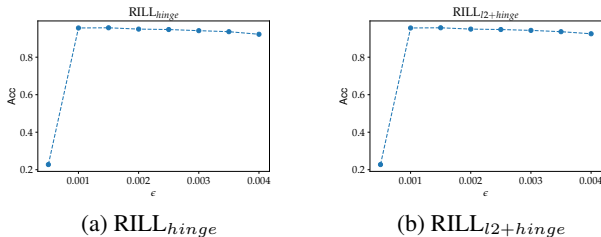


Figure 7: Sensitivity Analysis of the hyper-parameter ϵ .

As the threshold ϵ decreases to a specific range, the model’s performance falls off, suggesting that there exists a sensitive region of logic loss, and this region could be the critical point in solving the problem of implication bias.

Discussions and Limitations

From the perspective of logic programming, implication bias is closely related to fuzzy implication operators (van Krieken, Acar, and van Harmelen 2022), and it seems interesting to discuss it under the closed-world assumption or the open-world assumption (Wagner and d’Avila Garcez 2022). From the deep learning perspective, implication bias produces a shortcut that induces neural networks to overfit.

The limitations of this work are listed in three folds. First, this paper only computes logic loss from each single logic rule of knowledge bases. It remains future work to consider the more complex interaction ways between different logic rules. It is promising to measure complex reasoning processes by loss functions. Second, this paper’s analysis and formal definition may not be suitable for probabilistic logic-based loss functions. However, it seems complicated to use the probabilistic logic-based loss function for the high complexity of compiling logic circuits, which remains a hard problem. Third, discussion of the sensitive region is not enough. We do not give a formal definition of this region which remains future work. This topic is closely related to the field of Learning with Noisy Labels (Natarajan et al. 2013). Samples in this sensitive region introduce implication bias into the training process, which can be seen as the hard samples of learning with the noisy label. Nevertheless, how to find these samples still remains a key problem in this field.

Conclusion

This paper discussed a phenomenon called *Implication Bias* which happened when approximating the implication rule with differentiable functions in NeSy systems. We revealed the cause and the negative effect of Implication bias through formal definitions and verified its existence in experiments. A simple yet effective approach is proposed to obtain a *Reduced Implication-bias Logic Loss (RILL)* from the biased loss functions. Empirical study shows that RILL can achieve significant improvements and keeps more robust compared with other forms of logic loss, especially when the knowledge base is incomplete or the number of labelled data is limited.

References

- Badreddine, S.; d'Avila Garcez, A.; Serafini, L.; and Spranger, M. 2022. Logic Tensor Networks. *Artificial Intelligence.*, 303: 103649.
- Clark, K. L. 1978. Negation as failure. In *Logic and data bases*, 293–322. Springer.
- Cohen, W.; Yang, F.; and Mazaitis, K. R. 2020. Tensorlog: A probabilistic database implemented using deep-learning infrastructure. *Journal of Artificial Intelligence Research*, 67: 285–325.
- Dai, W.; Xu, Q.; Yu, Y.; and Zhou, Z. 2019. Bridging Machine Learning and Logical Reasoning by Abductive Learning. In *Annual Conference on Neural Information Processing Systems 2019, NeurIPS 2019*, 2811–2822.
- Darwiche, A. 2011. SDD: A New Canonical Representation of Propositional Knowledge Bases. In *Proceedings of the 22nd International Joint Conference on Artificial Intelligence, Barcelona IJCAI 2011*, 819–826. IJCAI/AAAI.
- Deng, L. 2012. The mnist database of handwritten digit images for machine learning research. *IEEE Signal Processing Magazine*, 29(6): 141–142.
- Enderton, H. B. 1972. *A mathematical introduction to logic*. Academic Press. ISBN 978-0-12-238450-9.
- Fischer, M.; Balunovic, M.; Drachler-Cohen, D.; Gehr, T.; Zhang, C.; and Vechev, M. T. 2019. DL2: Training and Querying Neural Networks with Logic. In *Proceedings of the 36th International Conference on Machine Learning, ICML 2019*, volume 97 of *Proceedings of Machine Learning Research*, 1931–1941. PMLR.
- Garcez, A. d.; Gori, M.; Lamb, L. C.; Serafini, L.; Spranger, M.; and Tran, S. N. 2019. Neural-symbolic computing: An effective methodology for principled integration of machine learning and reasoning. *IfCoLog Journal of Logics and their Applications FLAP 2019*.
- Geirhos, R.; Jacobsen, J.; Michaelis, C.; Zemel, R. S.; Brendel, W.; Bethge, M.; and Wichmann, F. A. 2020. Shortcut learning in deep neural networks. *Nat. Mach. Intell.*, 2(11): 665–673.
- Giannini, F.; Marra, G.; Diligenti, M.; Maggini, M.; and Gori, M. 2019. On the relation between Loss Functions and T-Norms. In *International Conference on Inductive Logic Programming*, 36–45. Springer.
- He, K.; Zhang, X.; Ren, S.; and Sun, J. 2016. Deep Residual Learning for Image Recognition. In *2016 IEEE Conference on Computer Vision and Pattern Recognition, CVPR 2016*, 770–778. IEEE Computer Society.
- Hoernle, N.; Karampatsis, R.; Belle, V.; and Gal, K. 2022. MultiplexNet: Towards Fully Satisfied Logical Constraints in Neural Networks. In *Proceedings of the AAAI conference on artificial intelligence AAAI 2022*.
- Kahneman, D. 2013. *Thinking, Fast and Slow*. macmillan.
- Krizhevsky, A.; Hinton, G.; et al. 2009. Learning multiple layers of features from tiny images. *Technical Report TR 2009*.
- Krizhevsky, A.; Sutskever, I.; and Hinton, G. E. 2012. ImageNet Classification with Deep Convolutional Neural Networks. In *26th Annual Conference on Neural Information Processing Systems NIPS 2012*, 1106–1114.
- Li, L. H.; Zhang, P.; Zhang, H.; Yang, J.; Li, C.; Zhong, Y.; Wang, L.; Yuan, L.; Zhang, L.; Hwang, J.; Chang, K.; and Gao, J. 2021. Grounded Language-Image Pre-training. *CoRR*, abs/2112.03857.
- Li, T.; and Srikumar, V. 2019. Augmenting Neural Networks with First-order Logic. In *Proceedings of the 57th Annual Meeting of the Association for Computational Linguistics ACL 2019*, 292–302. Association for Computational Linguistics.
- Lloyd, J. W. 2012. *Foundations of logic programming*. Springer Science & Business Media.
- Maas, A. L.; Hannun, A. Y.; Ng, A. Y.; et al. 2013. Rectifier nonlinearities improve neural network acoustic models. In *Proceedings of the 30th International Conference on Machine Learning ICML 2013*, volume 30, 3.
- Manhaeve, R.; Dumancic, S.; Kimmig, A.; Demeester, T.; and Raedt, L. D. 2018. DeepProbLog: Neural Probabilistic Logic Programming. In *Annual Conference on Neural Information Processing Systems 2018, NeurIPS 2018*, 3753–3763.
- Marra, G.; Dumancic, S.; Manhaeve, R.; and Raedt, L. D. 2021. From Statistical Relational to Neural Symbolic Artificial Intelligence. *ArXiv preprint*, abs/2108.11451.
- Müller, R.; Kornblith, S.; and Hinton, G. E. 2019. When does label smoothing help? In *Annual Conference on Neural Information Processing Systems 2019, NeurIPS 2019*, 4696–4705.
- Natarajan, N.; Dhillon, I. S.; Ravikumar, P.; and Tewari, A. 2013. Learning with Noisy Labels. In *27th Annual Conference on Neural Information Processing Systems NIPS 2013*, 1196–1204.
- Phoungphol, P.; Zhang, Y.; and Zhao, Y. 2012. Robust multiclass classification for learning from imbalanced biomedical data. *Tsinghua Science and technology*, 17(6): 619–628.
- Raedt, L. D.; Dumancic, S.; Manhaeve, R.; and Marra, G. 2020. From Statistical Relational to Neuro-Symbolic Artificial Intelligence. In *Proceedings of the Twenty-Ninth International Joint Conference on Artificial Intelligence, IJCAI 2020*, 4943–4950. ijcai.org.
- Roychowdhury, S.; Diligenti, M.; and Gori, M. 2021. Regularizing deep networks with prior knowledge: A constraint-based approach. *Knowledge-Based Systems*.
- Towell, G. G.; and Shavlik, J. W. 1994. Knowledge-based artificial neural networks. *Artificial Intelligence*.
- van Krieken, E.; Acar, E.; and van Harmelen, F. 2022. Analyzing Differentiable Fuzzy Logic Operators. *Artificial Intelligence*.
- Vaswani, A.; Shazeer, N.; Parmar, N.; Uszkoreit, J.; Jones, L.; Gomez, A. N.; Kaiser, L.; and Polosukhin, I. 2017. Attention is All you Need. In *Annual Conference on Neural Information Processing Systems 2017 NeurIPS 2017*, 5998–6008.
- Wagner, B.; and d'Avila Garcez, A. 2022. Neural-Symbolic Reasoning Under Open-World and Closed-World Assumptions. In *CEUR Workshop Proceedings*, volume 3121. CEUR.
- Xiao, H.; Rasul, K.; and Vollgraf, R. 2017. Fashion-MNIST: a Novel Image Dataset for Benchmarking Machine Learning. *ArXiv preprint*, abs/1708.07747.
- Xu, J.; Zhang, Z.; Friedman, T.; Liang, Y.; and den Broeck, G. V. 2018. A Semantic Loss Function for Deep Learning with Symbolic Knowledge. In *Proceedings of the 35th International Conference on Machine Learning, ICML 2018*, volume 80 of *Proceedings of Machine Learning Research*, 5498–5507. PMLR.
- Yang, C. P., Joohyung Lee. 2022. Injecting Logical Constraints into Neural Networks via Straight-Through Estimators. In *Thirty-ninth International Conference on Machine Learning ICML 2022*.
- Zagoruyko, S.; and Komodakis, N. 2016. Wide Residual Networks. In *Proceedings of the British Machine Vision Conference 2016, BMVC 2016*. BMVA Press.
- Zhou, Z.-H. 2019. Abductive learning: towards bridging machine learning and logical reasoning. *Science China Information Sciences*, 62(7): 1–3.

Appendix

Properties of Logic Loss

Lemma 1. Suppose that the Knowledge Base is accurate, and the data space $\mathcal{X} \times \mathcal{Y}$ is separable. Denote the logic risk of both labelled and unlabelled data as $R_{\text{logic}}(f) = \mathbb{E}_{(\mathcal{X}_L \cup \mathcal{X}_U) \times \text{KB}}[\ell_{\text{logic}}(r, \text{dict}(f(x)))]$ and task-specific risk on labelled data as $R_{\text{task}}(f) = \mathbb{E}_{\mathcal{X}_L \times \mathcal{Y}}[\ell_{\text{task}}(f(x), y)]$, then the minimizer set of $R_{\text{logic}}(f)$ and it of $R_{\text{task}}(f)$ have non-empty intersection, and points in this intersection are also minimizers of the conic combination of $R_{\text{logic}}(f)$ and $R_{\text{task}}(f)$.

Proof. Since the Knowledge Base is accurate, i.e., there is no conflict between the ground truth and the knowledge base, for some x, y , if $\ell_{\text{task}}(f(x), y) = 0$, it follows that $\ell_{\text{logic}}(r, \text{dict}(f(x))) = 0$ for any knowledge r in KB.

Due to the separability of $\mathcal{X} \times \mathcal{Y}$, there is at least one model f^* that separate spaces based on labels, i.e. it holds for any $(x, y) \in \mathcal{X} \times \mathcal{Y}$ that

$$\ell_{\text{task}}(f^*(x), y) = 0$$

Thus, we can obtain that

$$\ell_{\text{logic}}(r, \text{dict}(f^*(x))) = 0$$

for any knowledge r in KB.

As mentioned above, f^* is an element in the intersection of the two minimizer sets.

Because of the property of minima, f is an element of the intersection above, it is also a minimizer of the conic combination of $R_{\text{logic}}(f)$ and $R_{\text{task}}(f)$. \square

Theorem 1. Assume our knowledge base is accurate, and data space $\mathcal{X} \times \mathcal{Y}$ is separable. Let $R = R_{\text{task}}(f) + \lambda \cdot R_{\text{logic}}(f)$ with $\lambda \geq 0$ be the conic combination of logic risk $R_{\text{logic}}(f) = \mathbb{E}_{(\mathcal{X}_L \cup \mathcal{X}_U) \times \text{KB}}[\ell_{\text{logic}}(r, \text{dict}(f(x)))]$ and task risk $R_{\text{task}}(f) = \mathbb{E}_{\mathcal{X}_L \times \mathcal{Y}}[\ell_{\text{task}}(f(x), y)]$, then R is consistent with R_{task} , that is to say, for any measurable function sequence $\{f^{(n)}(x)\}_{n \geq 1}$, the following holds over all distributions on $\mathcal{X} \times \mathcal{Y}$:

$$\text{If } R(f^{(n)}) \rightarrow R^* \text{ then } R_{\text{task}}(f^{(n)}) \rightarrow R_{\text{task}}^*.$$

Proof. Let $\{f^{(n)}(x)\}_{n \geq 1}$ be any measurable function sequence satisfied $R(f^{(n)}) \rightarrow R^*$.

Then there exists an integer N_δ such that

$$|R(f^{(n)}) - R^*| < \delta, \text{ for } n > N_\delta$$

for $\forall \delta > 0, \lambda \in (0, 1)$.

As the definition of R , it follows

$$|(R_{\text{task}}(f^{(n)}) + \lambda R_{\text{logic}}(f^{(n)})) - \min(R_{\text{task}} + \lambda R_{\text{logic}})| < \delta$$

Due to Lemma 1, we can obtain

$$|(R_{\text{task}}(f^{(n)}) + \lambda R_{\text{logic}}(f^{(n)})) - (R_{\text{task}}^* + \lambda R_{\text{logic}}^*)| < \delta$$

Because of the non-negativity of λ , it follows

$$|R_{\text{task}}(f^{(n)}) - R_{\text{task}}^*| < \delta$$

The inequality above shows that $R_{\text{task}}(f^{(n)}) \rightarrow R_{\text{task}}^*$. \square

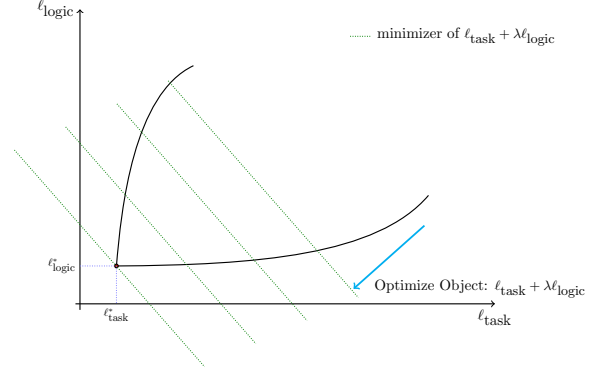


Figure 8: task-specific loss shares the same minimiser with the conic combination of logic loss and task-specific loss. That is to say, additional logic loss with not change the optimal set.

Theorem 2. A Logic Loss ℓ_{logic} with δ -Confidence Monotonic Logic Likelihood I is also δ -Implication Biased.

Proof. It's easy to proof, because if ℓ_{logic} has δ -Confidence Monotonic Logic Likelihood I , when $y \in [0, \delta)$, $I(x, y)$ is monotonically decreasing on x , as I is differentiable, thus

$$\frac{\partial I}{\partial x} < 0$$

That is to say ℓ_{logic} is δ -Implication Biased. \square

Aggregation of Logic Loss

Let us make some examples to illustrate how to aggregate with quantifiers.

Forall If we want to calculate the satisfiability of this rule: $\forall x, F(x)$. The aggregation value of this rule can be calculated by

$$\text{Agg}_{\forall}(F(x)) = \text{All}_{\hat{x} \in \mathcal{V}}[s(F, \hat{x})]$$

Where \mathcal{V} is the set of valuations of x . The $\text{All}(\cdot)$ operator can be the mean value, geometric-mean, or any other operator that can aggregate values. In this paper, we choose the mean operator as default.

Exists If we want to calculate the satisfiability of this rule: $\exists x, F(x)$. The aggregation value of this rule can be calculated by

$$\text{Agg}_{\exists}(F(x)) = \text{Select}_{\hat{x} \in \mathcal{V}}[s(F, \hat{x})]$$

Where \mathcal{V} is the set of valuations. The $\text{Select}(\cdot)$ operator can be min value or max value or random sample from set \mathcal{V} or any other operators. In this paper, we choose the min operator as default.

Details of Experiments

Optimisation Object

The optimisation object consists of task-specific risk and logic risk.

$$\hat{R} = \hat{R}_{\text{task}} + \lambda \cdot \hat{R}_{\text{logic}}$$

where $\lambda \geq 0$ is a hyper-parameter, \hat{R}_{task} and \hat{R}_{logic} are empirical risks

$$\hat{R}_{\text{task}} = \frac{1}{|\mathcal{D}_l|} \sum_{(x,y) \in \mathcal{D}_l} \ell_{\text{task}}(f(x), y)$$

$$\hat{R}_{\text{logic}} = \frac{1}{|\mathcal{D}| \cdot |\text{KB}|} \sum_{x \in \mathcal{D}} \sum_{r \in \text{KB}} \ell_{\text{logic}}(r, \text{dict}(f(x)))$$

where \mathcal{D}_l means labelled data sampled from $\mathcal{X}_L \times \mathcal{Y}$, \mathcal{D} means training data which contains labelled and unlabelled data sampled from \mathcal{X} , $f(x)$ means the pseudo label of x predicted by the model, $\text{dict}(f(x))$ means the valuation of logic rules given x , e.g. the output of model organized to a dictionary.

Details of Addition Equations

The backbone of MNIST/FashionMNIST is a three-layers (Multilayer Perceptron) MLP which width of each layer is [256,512,10], activation function is Rectifier Linear Unit (ReLU) (Maas et al. 2013). Furthermore, the backbone of CIFAR10 is ResNet9(He et al. 2016). λ of logic loss is 0.7 for Fuzzy and RILL. For semantic loss, λ sample from $\{0.001, 0.005, 0.01, 0.05, 0.1, 0.5\}$, then pick the best one which is 0.5 in this experiment. Learning rate equals 0.0001, learning rate decay rate equals 0.7, learning rate scheduler chooses StepLR, decay step equals 60. The optimiser is AdamW as default, and the weight decay rate is set 5e-4.

Knowledge Bases Knowledge base constructed from addition equations of two digits. For example, $0+0=00$, $0+1=01, \dots, 9+9=18$. In total, there are $10 \times 10 = 100$ probably equations. Knowledge bases used in this experiment are sampled from these equations at four different rates $\{0.4, 0.6, 0.8, 1.0\}$. All knowledge base configuration files can be found in the supplementary files.

Details of Fig.6 Here we present the raw data in Fig.6. As shown in Tab.3.

Config of Hierarchical Classification

The backbone of this task is chosen as WideResNet-28-8(Zagoruyko and Komodakis 2016) with two classification heads, one for *class* classification, the other is for *super-class* classification. λ of logic loss equals 0.002 for Fuzzy and RILL, and semantic loss still chooses 0.5 as default. Learning rate equals 0.005, learning rate decay rate equals 0.9, decay steps equal 45. The learning rate scheduler chooses StepWithWarmUp, the warmup epoch set as 5. The optimiser is used as default, momentum set as 0.9.

Knowledge Base Knowledge base of this experiment is construct from relations between *class* and *super-class*. These relations are organised by (Krizhevsky, Hinton et al. 2009). For example, the relations between classes and super-

Incompleteness	.4	.6	.8	1.0
Fuzzy	.2532±.016	.9671±.001	.9679±.001	.9676±.000
SL	.8809±.008	.9258±.007	.9628±.002	.9656±.002
RILL _{hinge}	.9613±.004	.9645±.001	.9662±.002	.9640±.002
RILL _{l2+hinge}	.9613±.004	.9645±.001	.9662±.002	.9640±.002
RILL _{l2}	.9573±.002	.9594±.004	.9592±.002	.9572±.003
(a) Add-MNIST				
Incompleteness	.4	.6	.8	1.0
Fuzzy	.7343±.255	.8656±.003	.8724±.001	.8768±.003
SL	.7643±.009	.8216±.014	.8551±.002	.8686±.002
RILL _{hinge}	.8556±.002	.8681±.003	.8696±.004	.8710±.003
RILL _{l2+hinge}	.8556±.002	.8665±.004	.8708±.002	.8714±.004
RILL _{l2}	.8728±.003	.8817±.002	.8843±.001	.8867±.001
(b) Add-FashionMNIST				
Incompleteness	.4	.6	.8	1.0
Fuzzy	.2732±.025	.7748±.010	.7900±.006	.7941±.007
SL	.5175±.027	.6870±.008	.7777±.005	.8032±.004
RILL _{hinge}	.6324±.025	.7738±.006	.7873±.009	.7977±.005
RILL _{l2+hinge}	.6397±.017	.7744±.009	.7909±.006	.7950±.004
RILL _{l2}	.5740±.018	.7014±.011	.7293±.003	.7240±.003
(c) Add-CIFAR10				

Table 3: Details of Fig.6

class *Fishes* are listed following.

$$\forall x, \text{SC}_{\text{fish}}(x) \rightarrow (\text{C}_{\text{aquariumfish}}(x) \vee \text{C}_{\text{flatfish}}(x) \vee \text{C}_{\text{ray}}(x) \vee \text{C}_{\text{shark}}(x) \vee \text{C}_{\text{trout}}(x))$$

$$\forall x, \text{C}_{\text{aquariumfish}}(x) \rightarrow \text{SC}_{\text{fish}}(x)$$

$$\forall x, \text{C}_{\text{flatfish}}(x) \rightarrow \text{SC}_{\text{fish}}(x)$$

$$\forall x, \text{C}_{\text{ray}}(x) \rightarrow \text{SC}_{\text{fish}}(x)$$

$$\forall x, \text{C}_{\text{shark}}(x) \rightarrow \text{SC}_{\text{fish}}(x)$$

Remark All experiments above are running with seed $\in \{2020, 2021, 2022, 2023, 2024\}$ for five times and take the mean value. More details can be seen in the supplement files.

Discussion with other kinds of fuzzy operators

In this section, we discuss several kinds of different fuzzy operators to experimentally verify these commonly wide used fuzzy operators and also keep implication biased.

Sigmoidal Implications

van Krieken, Acar, and van Harmelen (2022), proposed an operator which is smoothed Reichenbach operator by a sigmoid function. This implication likelihood function is defined as:

$$\sigma_I(p, q) = \frac{1 + e^{-s(1+b_0)}}{e^{-b_0s} - e^{-s(1+b_0)}} \cdot ((1 + e^{-b_0s}) \cdot \sigma(s \cdot (I(p, q) + b_0)) - 1)$$

where $s > 0, b_0 \in \mathbb{R}, \sigma(\cdot) = \frac{1}{1+e^x}$ denotes the sigmoid function.

Substituting $d = \frac{1+e^{-s(1+b_0)}}{e^{-b_0s}-e^{-s(1+b_0)}}$, $h = (1 + e^{-s \cdot b_0})$, $f = \sigma(s \cdot (I(p, q) + b_0))$, we find:

$$\frac{\partial \sigma_I(p, q)}{\partial I(p, q)} = d \cdot h \cdot s \cdot f \cdot (1 - f) > 0$$

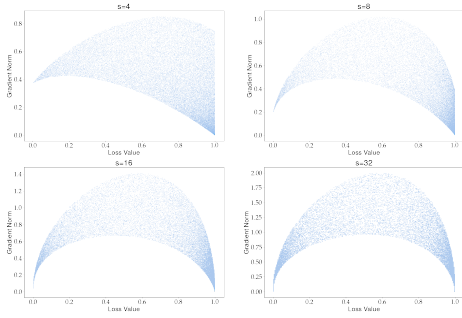


Figure 9: Scatter plot of logic loss value of implication rule $p \rightarrow q$ and its gradient norm of p . $G(p), G(q) \sim \mathcal{U}(0, 1)$. Derived from Sigmoidal Implication Likelihood.

that is to say when $I(p, q)$ is δ -Confidence Monotonic, $\sigma_I(p, q)$ will be δ -Confidence Monotonic too. This means logic loss derived from σ_I will become implication biased. As shown in Fig.9.

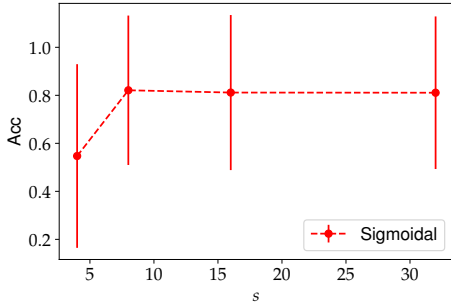


Figure 10: Effect of hyper-param s , completeness of kb is 40%, hyper-param s ranging from 4 to 32.

Sensitivity Analysis of hyper-param s We repeat the experiment of ADD-MNIST. Implication-bias still happens, as shown in Fig.10. Following the hyper-parameter setting of (van Krieken, Acar, and van Harmelen 2022), b_0 equals $-1/2$, $I(a, b) = 1 - a + a \cdot c$. All experiments are repeated by seed $\in \{2020, 2021, 2022, 2023, 2024\}$ as well as other experiments in the main text. As we can see in Fig.10, $s = 8$ has the best performance in $\{4, 8, 16, 32\}$, thus we will choose $s = 8$ as default.

Lukasiewicz Implication

Lukasiewicz implication likelihood was defined as the following:

$$I_{LK}(p, q) = \min(1 - p + q, 1)$$

It is easy to calculate the gradient of this likelihood:

$$\frac{\partial I_{LK}}{\partial p} = -1 \cdot \mathbb{I}[p > q]$$

Empirical Study

Lacking Knowledge As shown in Fig.12. Sigmoidal and Lukasiewicz implications both suffer implication bias when

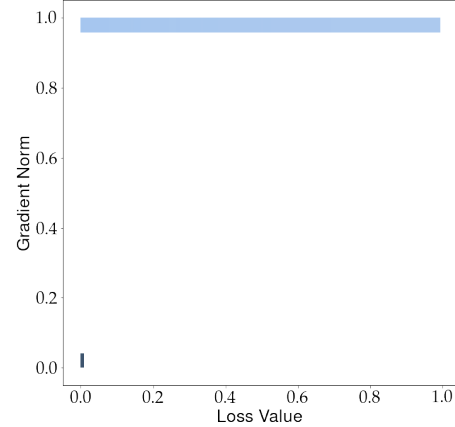


Figure 11: Scatter plot of logic loss value of implication rule $p \rightarrow q$ and its gradient norm of p . $G(p), G(q) \sim \mathcal{U}(0, 1)$. Derived from Łukasiewicz Implication Likelihood.

the knowledge base becomes incomplete. This indicates that this phenomenon is quite common in many kinds of fuzzy logic operators when derived into a logic loss.

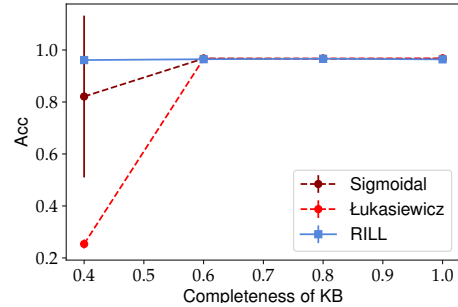


Figure 12: Lacking Knowledge

Lacking labelled data As shown in Fig.13. Sigmoidal and Łukasiewicz implications also both suffer implication bias when lacking labelled data.

Conclusions

As we can see in the experiments, implication bias is a common phenomenon that many fuzzy operators will suffer.

Discussion about Clark's Completion

Since RILL can be seen as a continuous logic loss with Clark's completion implicitly, what about explicitly Clark's completion in the NeSy system?

However, explicitly Clark's completion may not be helpful for two reasons.

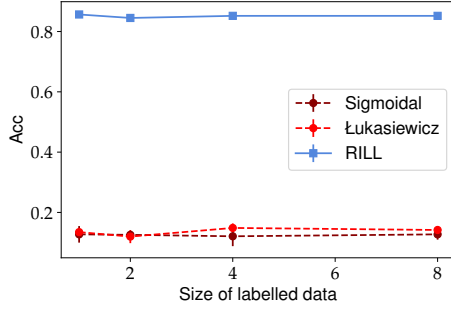


Figure 13: Lacking labelled Data

First, an explicit Clark’s completion need to replace \rightarrow to \leftrightarrow . For example:

$$\begin{aligned}
 A &\leftarrow A_1 \\
 A &\leftarrow A_2 \\
 &\dots \\
 A &\leftarrow A_n
 \end{aligned}$$

will be replaced as $A \leftrightarrow (A_1 \vee A_2 \vee \dots \vee A_n)$.

The fuzzy operator is unsuitable for approximating a rule with many atoms (Marra et al. 2021). An example is the n-ary Łukasiewicz strong disjunction $F_{\vee}(x_1, \dots, x_n) = \min(1, x_1 + \dots + x_n)$. Although all x_i can be very small, this approximation of disjunction will give a value near 1. Because Clark’s completion will increase the number of atoms in the logical rule, the knowledge base may suffer from this problem after completion.

Second, in a NeSy system, if knowledge base is incomplete, replace \rightarrow to \leftrightarrow will change the information of knowledge base, which may induce wrong information. In logic programming, Clark’s completion will not change the soundness of the system, while in the NeSy setting with a data-driven approach, it may not be promised.

As Thm.1 says, when the knowledge base is accurate, a logic loss can be an addition to the optimisation object without changing the optimal set. It can not be promised if the knowledge base changes to a probably inaccurate one. In other words, it’s important to keep knowledge base always be correct if we want to use $\ell_{\text{task}} + \lambda \cdot \ell_{\text{logic}}$ as optimization object.

Experiment

As shown in Fig.14, when the knowledge base becomes incomplete, completion of the knowledge base will not help improve the model’s performance.

Relation between RILL and Negation as Failure RILL and Negation as Failure aim to reduce the undecidability when deriving negative information from a logic program. RILL does not change the information of the knowledge base and does an implicit completion by reducing the sensitive region’s importance, thus leading the model to pay more attention to the samples that are more relevant to this rule.

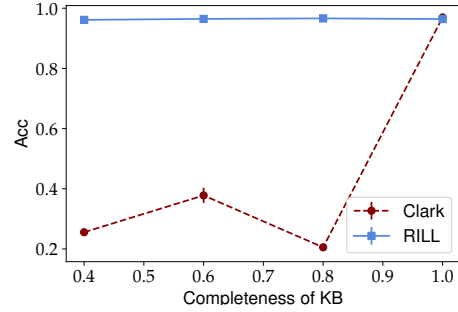


Figure 14: Incomplete knowledge base: Add-MNIST Clark’s completion