

# PROBABILISTIC VARIATIONAL CAUSAL EFFECT AS A NEW THEORY FOR CAUSAL REASONING

USEF FAGHIHI\* AND AMIR SAKI

**ABSTRACT.** In this paper, we introduce a new causal framework capable of dealing with probabilistic and non-probabilistic problems. Indeed, we provide a formula called **Probabilistic vAriational CAusal Effect** (PACE). Our formula of causal effect uses the idea of total variation of a function integrated with probability theory. PACE has a parameter  $d$  determining the degree of being probabilistic. The lower values of  $d$  refer to the scenarios that rare cases are important. In contrast, with the higher values of  $d$ , our model deals with the problems that are in nature probabilistic. Hence, instead of a single value for causal effect, we provide a causal effect vector by discretizing  $d$ . We also address the problem of computing counterfactuals in causal reasoning. We compare our model to the Pearl model, the mutual information model, the conditional mutual information model, and the Janzing et al. model by investigating several examples.

## 1. INTRODUCTION

As human being as soon as we wake up, consciously or unconsciously we try to figure out what is wrong. For instance, why do I feel depressed. Is that because I could not sleep last night as a result of health issues or I ate too much and that upset my stomach. Causal reasoning is used in every aspect of our life, for instance in healthcare, industry, and education.

Our causal model PACE provides a formula for measuring the causal effect of a random variable on another one. Throughout this paper we use the term PACE as our causal model or the causal effect formula exchangeably. Indeed, PACE comes from an integration of the classical *total variation* and probability theory. To calculate PACE of  $X$  on  $Y$ , first we need a functional relationship between  $Y$  and its *direct possible causes* including  $X$ . Second, we need the conditional distribution of  $X$  given the other direct possible causes of  $Y$ . To simulate nodes and their interactions, we use Structural Equation Model (SEM), which also provides the above two requirements for measuring PACE. Indeed, an SEM could formulate directed cycles enabling it to simulate mutual communications between nodes. Contrary to the causal effect formulas in other causal models (see below), PACE has a generalization capacity to measure the causal effects in different situations. Indeed, PACE has a parameter  $d$  reflecting the degree of being probabilistic. The lower values of  $d$  refer to scenarios that are rare but important, and the higher values of  $d$  refer to scenarios that are probabilistic in nature (see Section 4 for the definition of PACE,

---

*Key words and phrases.* Causal inference, total variation, Pearl graphical model, mutual information, Janzing model, kullback leibler divergence.

\* Corresponding author.

and Section 5 for some examples to observe the role of  $d$ ). Hence, instead of a single value for the causal effect, we provide a causal effect vector by discretizing  $d$ . Further, We address the problem of computing counterfactuals in causal reasoning by the same procedure explained in [3].

For causal reasoning, most of the researchers in the field of Artificial Intelligence use the Pearl Model (see [7]). However, the Pearl model has many drawbacks when it comes to reasoning (see [2] and Subsection 3.2). Also, there are some other notable causal models such as the Rubin model ([4], [8]), and the information theoretic models ([5]) including the Janzing et al. model, the mutual information model, and the conditional mutual information model. To our knowledge, we are the first who create a causal model integrating the total variation of a function and probability theory. Moreover, our model is free of the above causal models' drawbacks explained in Section 3.

Now, we explain the organization of this paper. In Section 2, we provide some basic knowledge including the total variation of a function, the information theoretic concepts required in this paper, and the *directed acyclic graphs*. Section 3 is devoted to the related works. In this section, we briefly explain the aforementioned causal models and point out their drawbacks. In Section 4, we explain our model, and we provide the PACE formula and some of its properties. Next, in Section 5, we investigate three different examples showing the generalization capacity of PACE compared to the other models.

## 2. PRELIMINARIES

**Total Variation.** Let  $f : [a, b] \rightarrow \mathbb{R}$  be a function. A *partition* for the interval  $[a, b]$  is a an ordered set  $P = \{a = x_0 < x_1 < \dots < x_{n_P-1} < x_{n_P} = b\}$ . Denote the set of all partitions of  $[a, b]$  by  $\mathcal{P}([a, b])$ . Then, the total variation of  $f$  is defined as follows:

$$\mathcal{V}(f) := \sup_{P \in \mathcal{P}} \sum_{i=0}^{n_P-1} |f(x_{i+1}) - f(x_i)|.$$

To the best of our knowledge, the idea of total variation for the first time was discussed in [6]. The total variation has been generalized for multivariate real valued functions (for the functions with two variables, see [1]).

**Some Information Thoretic Preliminaries.** Let  $p$  be the probability of observing an event  $E$  in a random experiment. Then,  $\log\left(\frac{1}{p}\right)$  is interpreted as the *surprise value* of  $E$ . Given the event  $E$ , for a lower value of  $p$ , we obtain a higher surprise value. Let  $\Omega = \{\omega_1, \dots, \omega_n\}$  be the sample space of a random experiment with  $\Pr = \{p_1, \dots, p_n\}$ , where  $P(\omega_i) = p_i$  for  $1 \leq i \leq n$ . Then, the expected value of surprise values for sample space points is called the *entropy* of the random experiment, denoted by  $\mathbb{H}(\Pr)$ . Indeed, we have that

$$\mathbb{H}(\Pr) = \sum_{i=1}^n p_i \log\left(\frac{1}{p_i}\right).$$

Let  $X$  and  $Y$  be two random variables whose sets of values are finite. If  $\Pr_X$  be the set of all probability values of  $X$ , then  $\mathbb{H}(\Pr_X)$  is denoted by  $\mathbb{H}(X)$ . The entropies of the joint distribution of  $X$  and  $Y$ , and the conditional distribution of  $Y$  given  $X = x$  are defined in a similar manner. Further, the conditional entropy  $\mathbb{H}(Y|X)$  is defined to be  $\sum_x \mathbb{H}(Y|X = x)\mathbb{P}(X = x)$ . One could see that if  $Y$  is a function of  $X$ , then  $\mathbb{H}(Y|X) = 0$ . Also, if  $X$  and  $Y$  are independent, then  $\mathbb{H}(Y|X) = \mathbb{H}(Y)$ . An important property of entropy is the *chain rule*, that is  $\mathbb{H}(X, Y) = \mathbb{H}(X) + \mathbb{H}(Y|X)$ . The *mutual information* of two random variables  $X$  and  $Y$ , denoted by  $\mathbb{I}(X; Y)$ , is defined to be  $\mathbb{H}(Y) - \mathbb{H}(Y|X)$ . Thus, it follows from the chain rule that

$$\mathbb{I}(X; Y) = \mathbb{H}(X) - \mathbb{H}(X|Y) = \mathbb{H}(X) + \mathbb{H}(Y) - \mathbb{H}(X, Y).$$

Let  $P$  and  $Q$  be two probability measures on  $\Omega$ . Then, the *kullback leibler divergence* of  $P$  from  $Q$ , denoted by  $D_{\text{KL}}(P||Q)$ , is defined as follows:

$$D_{\text{KL}}(P||Q) := \sum_{i=1}^n P(\omega_i) \log \left( \frac{P(\omega_i)}{Q(\omega_i)} \right).$$

One could see that

$$\mathbb{I}(X; Y) = D_{\text{KL}}(P_{X,Y}||P_X P_Y),$$

where  $P_{X,Y}$ ,  $P_X$  and  $P_Y$  are the joint probability measure of  $X$  and  $Y$ , and the marginal probability measures of  $X$  and  $Y$ , respectively. Note that  $D_{\text{KL}}$  is not a metric, since it is not symmetric and does not satisfy the triangle inequality condition. However,  $D_{\text{KL}}$  is non-negative, and for any probability distributions  $P$  and  $Q$  on a sample space  $\Omega$ , we have that  $D_{\text{KL}}(P||Q) = 0$  if and only if  $P = Q$ . To study more about these information theoretic concepts, see [10].

**Directed Acyclic Graphs.** A directed acyclic graph (DAG) is a directed graph without any directed cycles. Let  $H$  be a DAG, and  $v$  be a node of  $H$ . Then, a node  $u$  is called a *parent* of  $v$  if there exists a directed edge  $u \rightarrow v$ . An *ancestor* of  $v$  in  $H$  is a node  $w$  of  $H$  that is connected to  $v$  by a directed path whose source is  $w$ . *Children* and *decedents* of nodes in  $H$  are defined similarly.

**Structural Equation Model.** a structural equation model (SEM) consists of:

- (1) a set of *endogenous variables*, namely the variables that we are interested in their causes,
- (2) a set of *exogenous variables*, namely the variables that we are not interested in their causes but interested in them, when they are causes of endogenous variables, and
- (3) a set of functional relationships  $Y = f(X_1, \dots, X_n, Z_1, \dots, Z_m)$ , where  $Y$ , and  $X_1, \dots, X_n$  are endogenous variables, and  $Z_1, \dots, Z_m$  are exogenous variables. Here, each of  $X_1, \dots, X_n$  and  $Z_1, \dots, Z_m$  is called a direct possible cause of  $Y$ .

### 3. RELATED WORKS

We explain causal inference with the following example. Let's say we would like to find out whether smoking is the cause of (lung) cancer. In this example, we associate a random binary variable  $S$  to smoke ( $S = 1$  for smokers, and  $S = 0$  otherwise), and a random binary variable  $C$  to cancer ( $C = 1$  having cancer, and  $C = 0$  otherwise). In causal inference, to decide whether smoke causes cancer we must have an individual who smoked for years, and the same individual who did not smoke. Of course, we know this is impossible as an individual cannot be a smoker and a non-smoker simultaneously. This problem is known as the *fundamental problem of causal inference* [8].

Let's discuss the above example in the following well-known causal reasoning models.

**3.1. Rubin Model.** Rubin Causal Model is based on the so-called potential outcomes. Indeed, for the above example, we define two random variables  $C(1)$  and  $C(0)$  to be the outcomes when  $S = 1$  and  $S = 0$ , respectively. We note that  $C = C(1)$  when  $S = 1$  and otherwise  $C = C(0)$ . The random variables  $C(1)$  and  $C(0)$  are the *potential outcomes* of  $S$ . Thus, the causal effect of smoking on cancer for the individual  $i$  is defined as  $C_i(1) - C_i(0)$ . To overcome the fundamental problem of causal inference Rubin uses Average Treatment Effect (ATE) or Average Causal Effect (ACE) as  $\mathbb{E}(C(1) - C(0))$  with some assumptions such as the *ignorability assumption*. Indeed, ignorability assumption states that the potential outcomes are independent from treatments. In practice, randomized experiments satisfy ignorability assumption. Indeed, in randomized experiments one can randomly assign individuals to the treatment and control groups [8] that in our example, are individuals with  $S = 1$  and  $S = 0$ , respectively. Randomization guarantees that the treatment and control groups are, on average, equivalent.

The use of ACE in Rubin model arises some objections as follows:

- (1) In some examples, ACE cannot reflect the causality (for instance, see Subsection 5.1.3).
- (2) ACE only reflects the linear relationship between variables.
- (3) ACE only represents the positive causal effects. More precisely, in ACE only  $\mathbb{P}(C(1) = 1)$  and  $\mathbb{P}(C(0) = 1)$  matter.

**3.2. Pearl Model.** Pearl uses graphical models to simulate causal effects between variables. To visualize the associations or causal relationships between a set of elements, Pearl uses DAGs equipped with the *local Markov assumption*. Indeed, the local Markov assumption states that a node given its parents is independent from all of its non-decedents. Using probability theory, the local Markov assumption and by intervening in the DAGs' nodes, one can estimate the possible cause(s) of the events [7]. Similar to Rubin model, Pearl [7] computes ACE by subtracting the means of the treatment and control groups. Indeed, ACE in Pearl model is defined as  $\mathbb{E}(C|\text{do}(S = 1)) - \mathbb{E}(C|\text{do}(S = 0))$ , where  $\text{do}(S = s)$  means intervening on  $S$  to

have the constant value  $s$ . However, we have that

$$\mathbb{E}(C|\text{do}(S = 1)) - \mathbb{E}(C|\text{do}(S = 0)) = \mathbb{E}(C(1) - C(0)),$$

and hence Rubin and Pearl models have the similar results in many examples including the ones discussed in this paper.

However, Pearl model has the following drawbacks:

- (1) A DAG cannot have a cycle. Thus, we cannot simulate mutual communications between nodes (for instance, communication between nodes in a computer network).
- (2) Similar to Rubin model, Pearl model uses ACE to compute the causal effects. Hence, the three drawbacks mentioned in Rubin model for the use of ACE are drawbacks of Pearl model as well.

**3.3. Information Theoretic approach to Causal Model.** In the above example, to measure the causal effect of  $S$  on  $C$  one can use the mutual information of  $S$  and  $C$ , denoted by  $\mathbb{I}(S; C)$ . Another approach is to use the conditional mutual information  $\mathbb{I}(S; C|G)$ , where  $G$  denotes all the parents of  $S$  other than  $C$ . In the above example  $G$  could be the smoking-gene.

Another notable causal model in this category is provided by Janzing et al. [5]. The authors considered five primary assumptions for a DAG  $H$  as follows: 1) The local Markov assumption remains satisfied when one removes a set  $\mathcal{S}$  of arrows in  $H$  whose causal strength is 0, 2) If  $H$  consists of exactly one arrow  $X \rightarrow Y$ , then the causal strength of this arrow equals  $\mathbb{I}(X; Y)$ , 3) the causal strength of  $X \rightarrow Y$  only depends on  $\mathbb{P}(Y|PA_Y)$  and  $\mathbb{P}(PA_Y)$ , where  $PA_Y$  denotes the parents of  $Y$ , 4) the causal strength of  $X \rightarrow Y$  is at least  $\mathbb{I}(X; Y|PA_Y^X)$ , where  $PA_Y^X$  denotes all parents of  $Y$  other than  $X$ , and 5) if the causal strength of a set  $\mathcal{S}$  of arrows is 0, and  $\mathcal{T} \subseteq \mathcal{S}$ , then the causal strength of  $\mathcal{T}$  is 0 as well. According to the above five assumptions, to define the causal strength of an arrow  $X \rightarrow Y$  in  $H$ , Janzing et al. considered the nodes of  $H$  as electronic devices and the arrows as wires connecting the devices. The causal strength of  $X \rightarrow Y$  is interpreted as the effect of cutting the wire. Next, a post-cutting DAG  $H_{X \rightarrow Y}$  is obtained in which  $Y$  is probabilistically fed with the values of  $X$  independent from all other variables. That is

$$\mathbb{P}_{X \rightarrow Y}(x_1, \dots, x_n) = \prod_{i=1}^n \mathbb{P}_{X \rightarrow Y}(x_i | pa_{x_i}^x),$$

where

$$\mathbb{P}_{X \rightarrow Y}(x_i | pa_{x_i}^x) = \sum_{X=x'} \mathbb{P}(x_i | pa_{x_i}^x, x') P(x').$$

Similarly, for a set  $\mathcal{S}$  of arrows in  $H$ , one could define

$$\mathbb{P}_{\mathcal{S}}(x_1, \dots, x_n) = \prod_{i=1}^n \mathbb{P}_{\mathcal{S}}(x_i | pa_{x_i}^{\mathcal{S}}),$$

where

$$\mathbb{P}_{\mathcal{S}}(x_i | pa_{x_i}^{\mathcal{S}}) = \sum_{\alpha} \mathbb{P}(x_i | pa_{x_i}^{\mathcal{S}}, \alpha) \tilde{\mathbb{P}}(\alpha),$$

and  $\tilde{\mathbb{P}}$  is the independent joint probability distribution of all source variables of arrows in  $\mathcal{S}$ , and  $\alpha$  varies among all values of the Cartesian product of these source variables. Finally, the authors defined the causal strength of  $\mathcal{S}$  in  $H$  to be  $D_{\text{KL}}(\mathbb{P}||\mathbb{P}_{\mathcal{S}})$ .

However, the above information theoretic models have the following drawbacks:

- (1) If  $Z$  is a common cause of  $X$  and  $Y$  (i.e.  $Z$  is a *confounder*), then as it is discussed in [5],  $\mathbb{I}(X;Y)$  and  $\mathbb{I}(X;Y|Z)$  cannot measure the causal effect of  $X$  on  $Y$  properly.
- (2) The above information theoretic models fail with situations that are rare. For instance, in Subsection 5.2, we provide an example dealing with a rare disease showing that non of the above models work well.

#### 4. PROBABILISTIC VARIATIONAL CAUSAL EFFECT FRAMEWORK

Let  $X, X_1, \dots, X_n$  and  $Y$  be random variables and  $Y = f(X, \mathbf{Z})$ , where we have that  $\mathbf{Z} = (X_1, \dots, X_n)$ . To formulate the causal effect of  $X$  on  $Y$ , first we generalize the total variation formula for functions with finite domains. Let  $\mathcal{S}$  be a finite subset of  $\mathbb{R}$  and  $g : \mathcal{S} \rightarrow \mathbb{R}$  be a function. By an abuse of terminology, we define a partition of  $\mathcal{S}$  to be an ordered subset of  $\mathcal{S}$  not necessarily including the lowest and the highest elements of  $\mathcal{S}$ . Now, we define the total variation of  $g$  similar to the formula given in the preliminaries. The following proposition follows from the triangle inequality:

**Proposition 4.1.** *Let  $\mathcal{S}$  be a finite set and  $g : \mathcal{S} \rightarrow \mathbb{R}$  be a function. Then, we have that*

$$\mathcal{V}(g) = \sum_{i=0}^{m-1} |g(s_{i+1}) - g(s_i)|,$$

where  $s_0 < \dots < s_m$  are all elements of  $\mathcal{S}$ .

Now, by fixing  $\mathbf{Z} = \mathbf{z}$ , we calculate the total variation of  $Y$  with respect to  $X$  as follows:

$$\mathcal{V}^{\mathbf{z}}(X \rightarrow Y) = \sum_{i=0}^{k-1} |f(\alpha_{i+1}, \mathbf{z}) - f(\alpha_i, \mathbf{z})|,$$

where  $\alpha_0 < \dots < \alpha_k$  are all possible values of  $X$ . However, the above formula is not probabilistic, and in a real world problem some values of  $X$  could be more probable than the other ones. Hence, we need to associate a probability to each summand of the above formula. One way is independently selecting  $\alpha_i$  and  $\alpha_{i+1}$  given  $\mathbf{z}$  whose probability is the following:

$$\mathbb{P}(\alpha_i|\mathbf{z})\mathbb{P}(\alpha_{i+1}|\mathbf{z}).$$

Thus, one could define the probabilistic total variation of  $Y$  with respect to  $X$  given  $\mathbf{z}$  as follows:

$$\sum_{i=0}^{k-1} |f(\alpha_{i+1}, \mathbf{z}) - f(\alpha_i, \mathbf{z})| \mathbb{P}(\alpha_i|\mathbf{z})\mathbb{P}(\alpha_{i+1}|\mathbf{z}).$$

However, if we remove some values of  $X$ , then the above definition of the probabilistic total variation of  $Y$  with respect to  $X$  given  $\mathbf{Z} = \mathbf{z}$  might increase, which contradicts our expectation of the causal effect. Hence, similar to the original formula of total

variation, we define the probabilistic total variation of  $Y$  with respect to  $X$  given  $\mathbf{Z} = \mathbf{z}$ , denoted by  $\mathcal{PV}(X \rightarrow Y)$ , as follows:

$$\mathcal{PV}(X \rightarrow Y) := \max_{P \in \mathcal{P}} \sum_{i=0}^{n_P-1} |f(x_{i+1}^{(P)}) - f(x_i^{(P)})| \mathbb{P}_X(x_{i+1}^{(P)}) \mathbb{P}_X(x_i^{(P)}),$$

where  $\mathcal{P}$  is the set of all partitions of the values of  $X$ , and for any  $P \in \mathcal{P}$ , we have that  $P = \{x_0^{(P)}, x_1^{(P)}, \dots, x_{n_P}^{(P)}\}$  with  $x_0^{(P)} < x_1^{(P)} < \dots < x_{n_P}^{(P)}$ .

We note that  $\mathbb{P}_X(x_{i+1}^{(P)}) \mathbb{P}_X(x_i^{(P)}) \leq \frac{1}{4}$  for any  $P \in \mathcal{P}$  and  $0 \leq i \leq n_P - 1$ , which implies that

$$\mathcal{PV}^{\mathbf{z}}(X \rightarrow Y) \leq \frac{1}{4} \max_{P \in \mathcal{P}} \sum_{i=0}^{n_P-1} |f(x_{i+1}^{(P)}) - f(x_i^{(P)})| = \frac{1}{4} \mathcal{V}^{\mathbf{z}}(X \rightarrow Y).$$

Hence, we define the *normalized probabilistic total variation* of  $Y$  with respect to  $X$  given  $\mathbf{Z} = \mathbf{z}$  as follows:

$$\mathcal{NPV}^{\mathbf{z}}(X \rightarrow Y) := 4 \max_{P \in \mathcal{P}} \sum_{i=0}^{n_P-1} |f(x_{i+1}^{(P)}) - f(x_i^{(P)})| \mathbb{P}_X(x_{i+1}^{(P)}) \mathbb{P}_X(x_i^{(P)}).$$

Now, to formulate the causal effect of  $X$  on  $Y$ , we can simply take the expected value of  $\mathcal{NPV}^{\mathbf{z}}(X \rightarrow Y)$  with respect to  $\mathbf{Z}$ . We call this interpretation of causal effect as the probabilistic variational causal effect, and we denote it by  $\mathbb{PACE}(X \rightarrow Y)$ . Hence, we have that

$$\mathbb{PACE}(X \rightarrow Y) := \mathbb{E}_{\mathbf{Z}}(\mathcal{NPV}^{\mathbf{z}}(X \rightarrow Y)).$$

Now, consider the special case that all variables are binary. In this case, we have that

$$\mathcal{PV}_{\mathbf{Z}}^{\mathbf{z}}(X \rightarrow Y) = 4|f(1, \mathbf{z}) - f(0, \mathbf{z})| \mathbb{P}(X = 1 | \mathbf{z}) \mathbb{P}(X = 0 | \mathbf{z}).$$

Let's consider the following example. Assume that we are going to calculate the causal effect of a rare disease on blood pressure. In this case, compared to the non-probabilistic total variation formula, the above probabilistic variational causal effect formula might not work well. Hence, we define  $d$  as a degree of being probabilistic. Indeed, we define the normalized probabilistic variational causal effect of degree  $d$  of  $Y$  with respect to  $X$  given  $\mathbf{Z} = \mathbf{z}$ , denoted by  $\mathcal{NPV}_d^{\mathbf{z}}(X \rightarrow Y)$ , as follows:

$$\mathcal{NPV}_d^{\mathbf{z}}(X \rightarrow Y) := 4^d \max_{P \in \mathcal{P}} \sum_{i=0}^{n_P-1} |f(x_{i+1}^{(P)}) - f(x_i^{(P)})| \mathbb{P}_X(x_{i+1}^{(P)} | \mathbf{z})^d \mathbb{P}_X(x_i^{(P)} | \mathbf{z})^d.$$

Finally, we define the probabilistic variational causal effect (PACE) of degree  $d$  of  $X$  on  $Y$  as follows:

$$\mathbb{PACE}_d(X \rightarrow Y) := \mathbb{E}_{\mathbf{Z}}(\mathcal{NPV}_d^{\mathbf{z}}(X \rightarrow Y)).$$

Therefore, to get a better idea of causal effects, we can have a partition of  $[0, 1]$  such as  $d_i = \frac{i}{N}$  for any  $0 \leq i \leq N$ , where  $N$  is a positive integer. However, we can avoid to restrict ourselves to degrees belong to  $[0, 1]$  and consider larger intervals  $[0, M]$ , where  $M$  is a positive real number with  $M > 1$  (in this case, if  $d_i = \frac{iM}{N}$ , then

$\{d_0, \dots, d_N\}$  is a partition for  $[0, M]$ . Then, we can define the PACE  $N$ -vector of  $X$  on  $Y$  as follows:

$$(\text{PACE}_{d_0}(X \rightarrow Y), \dots, \text{PACE}_{d_N}(X \rightarrow Y)).$$

We note that  $\text{PACE}_{d_0}(X \rightarrow Y)$  is completely non-probabilistic and useful when rare cases are important. By increasing  $d$ ,  $\text{PACE}_d(X \rightarrow Y)$  gets more and more probabilistic and useful when rare cases are not so important. We note that for  $d = 1$ , we have the probabilistic causal effect formula that we already discussed. We provide the following theorem to see some properties of PACE.

**Theorem 4.2.** *Keeping the above definition of  $X$ ,  $\mathbf{Z}$  and  $Y$ , we have the following properties:*

- (1)  $\text{PACE}_d(X \rightarrow Y) = 0$  if and only if fixing  $\mathbf{Z} = \mathbf{z}$  and (if possible) changing  $X$ , yields no change in the value of  $Y$ .
- (2) If  $d \leq d'$ , then  $\text{PACE}_{d'}(X \rightarrow Y) \leq \text{PACE}_d(X \rightarrow Y)$ .
- (3) We have that  $\text{PACE}_d(X|_S \rightarrow Y) \leq \text{PACE}_d(X \rightarrow Y)$ , where  $X|_S$  is the restriction of  $X$  to  $X^{-1}(S)$  for any set  $S$  of values of  $X$  (in other words, if we remove the sample space points whose images under  $X$  are not in  $S$ , then the PACE is less than or equal to the original PACE).

- (4) If  $S = \{\alpha_0, \dots, \alpha_l\}$  and  $T = \{\alpha_l, \dots, \alpha_k\}$ , then

$$\text{PACE}_d(X \rightarrow Y) \geq \text{PACE}_d(X|_S \rightarrow Y) + \text{PACE}_d(X|_T \rightarrow Y).$$

- (5) When all variables are binary,  $\text{PACE}_d(X \rightarrow Y)$  is the  $d^{\text{th}}$  moment of the random variable  $\mathcal{NPV}^{\mathbf{z}}(X \rightarrow Y)$  with respect to  $\mathbf{Z}$ , namely

$$\text{PACE}_d(X \rightarrow Y) = \mathbb{E}_{\mathbf{Z}} \left( (\mathcal{NPV}^{\mathbf{z}}(X \rightarrow Y))^d \right).$$

*Proof.* (1). First, let  $\text{PACE}_d(X \rightarrow Y) = 0$ . Assume that  $\mathbf{Z} = \mathbf{z}$ , and it is possible to change  $X$  from  $x$  to  $x'$  (i.e.  $\mathbb{P}(X = x|\mathbf{z})\mathbb{P}(X = x'|\mathbf{z}) \neq 0$ ). We note that  $\{x, x'\}$  is a partition for the possible values of  $X$ . Hence, we have that

$$4^d |f(x, \mathbf{z}) - f(x', \mathbf{z})| \mathbb{P}(X = x|\mathbf{z})^d \mathbb{P}(X = x'|\mathbf{z})^d \mathbb{P}_{\mathbf{Z}}(\mathbf{z}) \leq \mathcal{NPV}_d^{\mathbf{z}}(X \rightarrow Y) \mathbb{P}_{\mathbf{Z}}(\mathbf{z}).$$

It follows from  $\text{PACE}_d(X \rightarrow Y) = 0$  that  $\mathcal{NPV}_d^{\mathbf{z}}(X \rightarrow Y) \mathbb{P}_{\mathbf{Z}}(\mathbf{z}) = 0$ , and hence  $4^d |f(x, \mathbf{z}) - f(x', \mathbf{z})| \mathbb{P}(X = x|\mathbf{z})^d \mathbb{P}(X = x'|\mathbf{z})^d \mathbb{P}_{\mathbf{Z}}(\mathbf{z}) = 0$ . Therefore,  $f(x, \mathbf{z}) = f(x', \mathbf{z})$ , and consequently, changing  $X$  yields no change in  $Y$ . Conversely, assume that fixing  $\mathbf{Z} = \mathbf{z}$  and (if possible) changing  $X$  results no change in  $Y$ . Then, for any  $\mathbf{Z} = \mathbf{z}$ , we have that  $4^d |f(x, \mathbf{z}) - f(x', \mathbf{z})| \mathbb{P}(X = x|\mathbf{z})^d \mathbb{P}(X = x'|\mathbf{z})^d = 0$ , and hence for any partition  $P$  for the values of  $X$ , we have that

$$\sum_{i=0}^{n_P-1} |f(x_{i+1}^{(P)}) - f(x_i^{(P)})| \mathbb{P}(X = x_{i+1}^{(P)}|\mathbf{z})^d \mathbb{P}(X = x_i^{(P)}|\mathbf{z})^d = 0.$$

It follows that the supremum of the above summations for different partitions equals 0 as well. Thus,  $\mathcal{NPV}_d^{\mathbf{z}}(X \rightarrow Y) = 0$ , and hence  $\text{PACE}(X \rightarrow Y) = 0$ .

- (2). It follows from the fact that for any  $X = x$ ,  $\mathbb{P}(X = x|\mathbf{z})^{d'} \leq \mathbb{P}(X = x|\mathbf{z})^d$ .



(3). It follows from the fact that each partition for  $S$  is a partition for the values of  $X$ .

(4). Let  $P_S$  and  $P_T$  be two partitions for  $S$  and  $T$ , respectively, such that

$$\begin{aligned}\mathcal{NPV}_d^{\mathbf{z}}(X|_S \rightarrow Y) &= 4^d \sum_{i=0}^{n_{P_S}-1} |f(x_{i+1}^{(P_S)}) - f(x_i^{(P_S)})| \mathbb{P}(X = x_{i+1}^{(P_S)} | \mathbf{z})^d \mathbb{P}(X = x_i^{(P_S)} | \mathbf{z})^d, \\ \mathcal{NPV}_d^{\mathbf{z}}(X|_T \rightarrow Y) &= 4^d \sum_{i=0}^{n_{P_T}-1} |f(x_{i+1}^{(P_T)}) - f(x_i^{(P_T)})| \mathbb{P}(X = x_{i+1}^{(P_T)} | \mathbf{z})^d \mathbb{P}(X = x_i^{(P_T)} | \mathbf{z})^d.\end{aligned}$$

Then,  $P_S \cup P_T$  is a partition for the values of  $X$ , and there is no element of  $P_T$  between two different elements of  $P_S$  and vice versa. Hence, we have that

$$\mathcal{NPV}_d^{\mathbf{z}}(X|_S \rightarrow Y) + \mathcal{NPV}_d^{\mathbf{z}}(X|_T \rightarrow Y) \leq \mathcal{NPV}_d^{\mathbf{z}}(X \rightarrow Y).$$

(5). The result follows directly from the definition of the PACE of degree  $d$  and the  $d^{\text{th}}$  moment of a random variable.  $\square$

In the following theorem, we provide another property of PACE about the composition of maps.

**Theorem 4.3.** *Let  $X, Z$  and  $Y$  be three random variables which take only a finite number of values. Assume that  $X = g(Z)$  and  $Y = f(X)$ . Hence, we have that  $Y = (f \circ g)(Z)$ . Then,  $\text{PACE}_d(Z \rightarrow Y) = 0$  if and only if  $\text{PACE}_d(X \rightarrow Y) = 0$ .*

*Proof.* We use Part (1) of Theorem 4.2 several times.

First, assume that  $\text{PACE}_d(Z \rightarrow Y) = 0$ . Then, changing  $Z$  results no change in  $Y$ , which implies that  $f$  is a constant function of  $X = g(Z)$  over all possible values of  $Z$ . Since possible values of  $X$  are obtained from possible values of  $Z$ , changing  $X$  results no change in  $Y$ , and hence  $\text{PACE}_d(X \rightarrow Y) = 0$ .

Conversely, assume that  $\text{PACE}_d(X \rightarrow Y) = 0$ . Then, changing  $X$  yields no change in  $Y$ . Hence, since  $X$  is a function of  $Z$ , changing  $Z$  cannot make any changes in  $Y$ . It follows that  $\text{PACE}_d(Z \rightarrow Y) = 0$ .  $\square$

**Remark 4.4.** *To have a more understandable match between PACE and the reality,  $Y$  should be defined in an "appropriate way". For instance, when the problem is to calculate the causal effect of having pets on happiness  $Y$ . Let suppose that  $Y = 0$ ,  $Y = 1$ , and  $Y = 2$  are assigned to being unhappy, absolutely happy, and somehow happy, respectively. This assignment for  $Y$  is not an appropriate way, since the value of  $Y$  for somehow happy is greater than the value of  $Y$  for absolutely happy. However, if  $Y$  is monotone (i.e., completely increasing or completely decreasing) considering happiness, then we have an appropriate  $Y$ . It is worth mentioning that if  $Y$  is not monotone in the above sense, then the greater values of PACE are associated to the greater values of  $Y$  (so, if greater values of  $Y$  are assigned to somehow happy, then greater values of PACE means that having pets is a cause of being somehow happy rather than absolutely happy).*

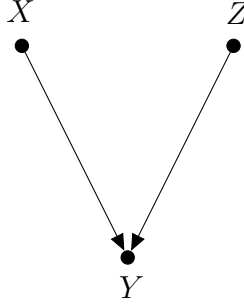


FIGURE 1. Causal Relations Between  $X$ ,  $Z$  and  $Y$ .

## 5. INVESTIGATING SOME EXAMPLES

**5.1. A Binary Symmetric Channel.** A channel is given with a binary input  $X$  and a binary output  $Y$ , and a noise  $Z$  affecting  $Y$  in such a way that  $Y = f(x, z) = X \oplus Z$ , where  $\oplus$  denotes the XOR operation. Assume that  $X$  and  $Z$  are independent and uniform. The DAG representing the possible relations between  $X$ ,  $Z$  and  $Y$  is shown in Figure 1.

5.1.1. *Calculating the Causal Effect of  $X$  on  $Y$  Using Our Model.* We have that

$$\text{PACE}_d(X \rightarrow Y) = \mathbb{E}_Z(\mathcal{NPV}_d^z(X \rightarrow Y)),$$

where

$$\mathcal{NPV}_d^z(X \rightarrow Y) = 4^d |f(1, z) - f(0, z)| \mathbb{P}(X = 1|z)^d \mathbb{P}(X = 0|z)^d$$

for any  $Z = z$ . It follows that

$$\mathcal{NPV}_d^z(X \rightarrow Y) = 4^d \mathbb{P}(X = 1)^d \mathbb{P}(X = 0)^d = \frac{4^d}{4^d} = 1,$$

since  $X$  and  $Z$  are independent, and  $|f(1, z) - f(0, z)| = 1$  for any  $Z = z$ . Therefore, we have that  $\text{PACE}_d(X \rightarrow Y) = 1$ , since  $Z$  is uniform. We note that in this example, the probabilistic variational causal effect of  $X$  of degree  $d$  on  $Y$  does not depend on  $d$ , and it always equals 1.

5.1.2. *Calculating the Counterfactual Using Our Model.* In the above example, assume that for a fixed  $Z = z_0$ ,  $Y_{z_0}(0)$  and  $Y_{z_0}(1)$  denote the potential outcomes associated to  $X = 0$  and  $X = 1$ , respectively. Let us assume that we observe  $Y_{z_0}(0) = y_0$  for some  $y_0 \in \{0, 1\}$ . Now, we calculate the counterfactual  $Y_{z_0}(1)$ . To do so, we note that  $y_0 = 0 \oplus z_0$ , and hence  $z_0 = y_0$ . Now, we replace  $X = 1$  and  $Z = y_0$  in  $Y = X \oplus Z$ , and we obtain  $Y_{z_0}(1) = 1 \oplus y_0$ .

5.1.3. *Calculating the Causal Effect of  $X$  on  $Y$  Using Pearl Model.* We have that

$$\begin{aligned}\mathbb{P}(y|x) &= \sum_{z=0}^1 \mathbb{P}(y|x, Z = z)\mathbb{P}(Z = z) = \mathbb{P}(y|x, Z = x \oplus y)\mathbb{P}(Z = x \oplus y) = 0.5, \\ \mathbb{P}(y) &= \sum_{x=0}^1 \mathbb{P}(y|X = x)\mathbb{P}(X = x) = 0.5.\end{aligned}$$

It follows that  $\mathbb{P}(y|x) = \mathbb{P}(y)$ , and hence  $X$  and  $Y$  are independent. Therefore, the ACE of  $X$  on  $Y$  is 0. However, clearly  $Y$  changes when we fix  $Z$  and change  $X$ , which shows that  $X$  is a true cause of  $Y$ . Consequently, the Pearl model fails to calculate the causal effect of  $X$  on  $Y$ .

5.1.4. *Calculating the Causal Effect of  $X$  on  $Y$  Using Janzing et al. Model.* Let  $\tilde{\mathbb{P}}$  be the post-cutting probability distribution of the DAG in Figure 1 after cutting  $X \rightarrow Y$ . Then, we have that

$$\begin{aligned}\mathbb{P}(x, y, z) &= \mathbb{P}(x)\mathbb{P}(z)\mathbb{P}(y|x, z) = \begin{cases} 0.25, & y = x \oplus z \\ 0, & \text{otherwise} \end{cases}, \\ \tilde{\mathbb{P}}(x, z, y) &= \mathbb{P}(x)\mathbb{P}(z) \sum_{x'=0}^1 \mathbb{P}(y|x', z)\mathbb{P}(x') = 0.125\mathbb{P}(y|X = x \oplus z, z) = 0.125.\end{aligned}$$

It follows that

$$\begin{aligned}D_{\text{KL}}(\mathbb{P}||\tilde{\mathbb{P}}) &= \sum_{x,z,y} \mathbb{P}(x, z, y) \log \left( \frac{\mathbb{P}(x, z, y)}{\tilde{\mathbb{P}}(x, z, y)} \right) \\ &= \sum_{x,z} \mathbb{P}(x, z, Y = x \oplus z) \log \left( \frac{\mathbb{P}(x, z, Y = x \oplus z)}{\tilde{\mathbb{P}}(x, z, Y = x \oplus z)} \right) \\ &= 0.25 \sum_{x,z} \log \left( \frac{0.25}{0.125} \right) = (0.25)(4) = 1.\end{aligned}$$

Therefore, the causal strength of  $X$  on  $Y$  in the Janzing et al. model equals 1, and consequently  $X$  is a cause of  $Y$ .

5.1.5. *Calculating the Causal Effect of  $X$  on  $Y$  Using Mutual Information.* We have that

$$\mathbb{I}(X; Y) = \mathbb{H}(Y) - \mathbb{H}(Y|X) = \mathbb{H}(Y) - \mathbb{H}(Y|X) = 0,$$

since  $X$  and  $Y$  are independent. Therefore, in the above example the mutual information model fails to calculate the causal effect of  $X$  on  $Y$ .

5.1.6. *Calculating the Causal Effect of  $X$  on  $Y$  Using Conditional Mutual Information Models.* We have that

$$\mathbb{I}(X; Y|Z) = \mathbb{H}(Y|Z) - \mathbb{H}(Y|X, Z).$$

Similar to the argument showing  $X$  and  $Y$  are independent, one could see that  $Z$  and  $Y$  are independent as well. Also,  $\mathbb{H}(Y|X, Z) = 0$ , since the relationship between

$X$ ,  $Z$  and  $Y$  is deterministic. It follows that  $\mathbb{I}(X; Y|Z) = \mathbb{H}(Y) = 1$ . Therefore, the causal strength of  $X$  on  $Y$  in the conditional mutual information model equals 1, and consequently  $X$  is a cause of  $Y$ .

**5.2. Investigating the Effect of a Rare Disease On Blood Pressure.** Assume that a rare disease causes a notable increase in blood pressure. Let us assume that

$$X = \begin{cases} 1, & \text{presence of the disease} \\ 0, & \text{otherwise} \end{cases}, \quad Y = \begin{cases} 1, & \text{blood pressure} > \text{a given threshold} \\ 0, & \text{otherwise} \end{cases}$$

There is also a one-to-one correspondence between  $X$  and  $Y$  (i.e.  $Y = 1$  if and only if  $X = 1$ ). Hence, we write  $Y = f(X)$  (consequently,  $X = f^{-1}(Y)$ ).

5.2.1. *Calculating the Causal Effect of  $X$  on  $Y$  Using Our Model.* We have that

$$\begin{aligned} \text{PACE}_d(X \rightarrow Y) &= \mathcal{NPV}_d(X \rightarrow Y) = 4^d |f(1) - f(0)| \mathbb{P}(X = 1)^d \mathbb{P}(X = 0)^d \\ &= (4p(1 - p))^d, \end{aligned}$$

where  $\mathbb{P}(X = 1) = p > 0$ . We note that the PACE of  $X$  of degrees 0 and 1 on  $Y$  are 1 and  $4p(1 - p)$ , respectively. Here, since  $p$  is too small, we should pay attention to lower values of  $d$ . That is, the greater values of  $d$  mislead us to obtain low values for the causal effect of  $X$  on  $Y$ .

5.2.2. *Calculating the Causal Effect of  $X$  on  $Y$  Using Pearl Model.* We have that

$$\mathbb{P}(y) = \sum_{x=0}^1 \mathbb{P}(x, y) = \sum_{x=0}^1 \mathbb{P}(x) \mathbb{P}(y|x),$$

which implies that

$$\mathbb{P}(y|\text{do}(x = x_0)) = \mathbb{P}(y|x = x_0).$$

Thus the ACE of  $X$  on  $Y$  equals

$$\mathbb{E}(Y|\text{do}(X = 1)) - \mathbb{E}(Y|\text{do}(X = 0)) = \mathbb{P}(Y = 1|X = 1) - \mathbb{P}(Y = 1|X = 0) = 1 - 0 = 1.$$

Therefore, Pearl's model works well in this example. However, in some observational studies dealing with rare cases to compute ACE we might need large samples.

5.2.3. *Calculating the Causal strength of  $X \rightarrow Y$  Using Janzing et al. Model, Mutual Information Model, and Conditional Mutual Information Model.* For the above example, in all of these three models, the causal strength of  $X \rightarrow Y$  is  $\mathbb{I}(X; Y)$ . We note that  $\mathbb{I}(X; Y) = \mathbb{H}(X) - \mathbb{H}(X|Y)$ , while  $X$  is a function of  $Y$ , which implies that  $\mathbb{H}(X|Y) = 0$ . Thus, the causal strength of  $X \rightarrow Y$  equals  $\mathbb{H}(X) = \mathbb{H}(p)$ , that is too small, since  $p$  is too small. Therefore, all of these three models fail to correctly measure the causal effect of  $X$  on  $Y$  in the aforementioned example.

### 5.3. Investigating the Causal Effects of Rain and Sprinkler on Wet Grass.

Let  $C$ ,  $R$ ,  $S$  and  $W$  be binary random variables denoting two different opposite states for clouds, rain, the sprinkler, and wetness of grass, respectively. More precisely, we have that:

$$C = \begin{cases} 1, & \text{cloudy weather} \\ 0, & \text{otherwise} \end{cases}, \quad R = \begin{cases} 1, & \text{rain} \\ 0, & \text{otherwise} \end{cases}$$

$$S = \begin{cases} 1, & \text{the sprinkler on} \\ 0, & \text{otherwise} \end{cases}, \quad W = \begin{cases} 1, & \text{wet grass} \\ 0, & \text{otherwise} \end{cases}$$

We consider the additional assumption that  $R$  and  $S$  are independent given  $C$ . Assume that we have the following SEM:

$$R = f(C, V_1) = C \oplus V_1,$$

$$S = g(C, V_2) = C \oplus V_2,$$

$$W = h(R, S, V_3) = \begin{cases} 1, & R = S = 1, \\ R \oplus S \oplus V_3, & \text{otherwise} \end{cases}$$

Here,  $V_1$ ,  $V_2$  and  $V_3$  could be binary random variables associated to rain clouds, seasons and a mixture of positive and negative factors influencing the wetness of grass, respectively. Assume that the probabilistic relationships between  $C$ ,  $R$ ,  $S$  and  $W$  are given in the following tables:

$\mathbb{P}(C = 1)$	$\mathbb{P}(C = 0)$
0.5	0.5

$C$	$\mathbb{P}(R = 1)$	$\mathbb{P}(R = 0)$
1	0.8	0.2
0	0.2	0.8

$C$	$\mathbb{P}(S = 1)$	$\mathbb{P}(S = 0)$
1	0.1	0.9
0	0.5	0.5

$S$	$R$	$\mathbb{P}(W = 1)$	$\mathbb{P}(W = 0)$
1	1	1	0
1	0	0.9	0.1
0	1	0.9	0.1
0	0	0.01	0.99

The graphical view of this example is shown in Figure 2. To calculate the PACE of degree  $d$  of  $R$  and  $S$  on  $W$ , we need to compute the conditional probability distributions  $P(R|S, V_3)$ ,  $P(S|R, V_3)$ ,  $P(S, V_3)$  and  $P(R, V_3)$ . To do so, initially we need to calculate some other distributions. Hence, in the sequel we calculate all distributions needed.

- $\mathbb{P}(R)$  and  $\mathbb{P}(S)$ :

By the law of total probability, we have that

$$\begin{aligned} \mathbb{P}(R = 1) &= \mathbb{P}(R = 1|C = 1)\mathbb{P}(C = 1) + \mathbb{P}(R = 1|C = 0)\mathbb{P}(C = 0) \\ &= (0.8)(0.5) + (0.2)(0.5) = 0.5, \\ \mathbb{P}(S = 1) &= \mathbb{P}(S = 1|C = 1)\mathbb{P}(C = 1) + \mathbb{P}(S = 1|C = 0)\mathbb{P}(C = 0) \\ &= (0.1)(0.5) + (0.5)(0.5) = 0.3. \end{aligned}$$

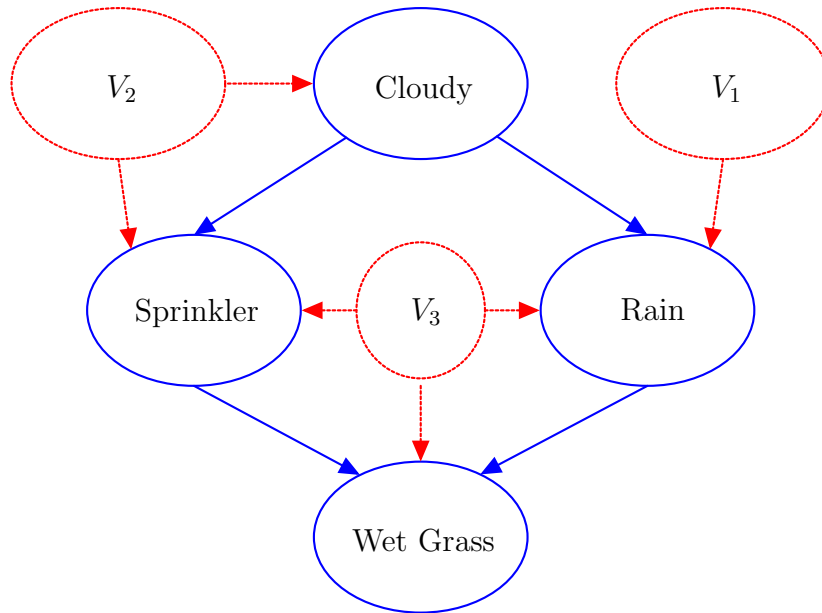


FIGURE 2. The graphical view of the relationships between the random variables in the example given in Subsection 5.3

It follows that  $R \sim \mathbb{B}(0.5)$  and  $S \sim \mathbb{B}(0.3)$  (by  $\mathbb{B}(q)$  we mean the Bernoulli random variable whose probability of success is  $q$ ).

- $\mathbb{P}(R|S)$  and  $\mathbb{P}(S|R)$ :

By the law of total probability, the Bayes rule, and the fact that  $R$  and  $S$  are independent given  $C$ , we have that

$$\begin{aligned} \mathbb{P}(r|s) &= \mathbb{P}(r|s, C = 1)\mathbb{P}(C = 1|s) + \mathbb{P}(r|s, C = 0)\mathbb{P}(C = 0|s) \\ &= \mathbb{P}(r|C = 1) \frac{\mathbb{P}(s|C = 1)\mathbb{P}(C = 1)}{\mathbb{P}(s)} + \mathbb{P}(r|C = 0) \frac{\mathbb{P}(s|C = 0)\mathbb{P}(C = 0)}{\mathbb{P}(s)}, \end{aligned}$$

where by  $\mathbb{P}(r|s)$  we mean  $\mathbb{P}(R = r|S = s)$  (this type of notation is used frequently in this paper). Thus, we have that

$$\begin{aligned}\mathbb{P}(R = 1|S = 1) &= \sum_{i=0}^1 \mathbb{P}(R = 1|C = i) \frac{\mathbb{P}(S = 1|C = i)\mathbb{P}(C = i)}{\mathbb{P}(S = 1)} \\ &= (0.2) \frac{(0.5)(0.5)}{0.3} + (0.8) \frac{(0.1)(0.5)}{0.3} = 0.3, \\ \mathbb{P}(R = 1|S = 0) &= \sum_{i=0}^1 \mathbb{P}(R = 1|C = i) \frac{\mathbb{P}(S = 0|C = i)\mathbb{P}(C = i)}{\mathbb{P}(S = 0)} \\ &= (0.2) \frac{(0.5)(0.5)}{0.7} + (0.8) \frac{(0.9)(0.5)}{0.7} = \frac{41}{70}.\end{aligned}$$

It follows that  $\mathbb{P}(R|S = 1) \sim \mathbb{B}(0.3)$  and  $\mathbb{P}(R|S = 0) \sim \mathbb{B}(\frac{41}{70})$ . Also, we have that

$$\mathbb{P}(s|r) = \frac{\mathbb{P}(r|s)\mathbb{P}(s)}{\mathbb{P}(r)},$$

which implies that

$$\begin{aligned}\mathbb{P}(S = 1|R = 1) &= \frac{\mathbb{P}(R = 1|S = 1)\mathbb{P}(S = 1)}{\mathbb{P}(R = 1)} = \frac{(0.3)(0.3)}{0.5} = 0.18, \\ \mathbb{P}(S = 1|R = 0) &= \frac{\mathbb{P}(R = 0|S = 1)\mathbb{P}(S = 1)}{\mathbb{P}(R = 0)} = \frac{(0.7)(0.3)}{0.5} = 0.42.\end{aligned}$$

Hence,  $\mathbb{P}(S|R = 1) \sim \mathbb{B}0.18$  and  $\mathbb{P}(S|R = 0) \sim \mathbb{B}0.42$ .

- $\mathbb{P}(V_3|R, S)$ :

It follows from the law of total probability that

$$\mathbb{P}(w|r, s) = \sum_{i=0}^1 \mathbb{P}(w|r, s, V_3 = i)\mathbb{P}(V_3 = i|r, s).$$

It follows that

$$\begin{aligned}\mathbb{P}(W = 1|R = 1, S = 0) &= \sum_{i=0}^1 \mathbb{P}(W = 1|R = 1, S = 0, V_3 = i)\mathbb{P}(V_3 = i|R = 1, S = 0) \\ &= \mathbb{P}(V_3 = 0|R = 1, S = 0), \\ \mathbb{P}(W = 1|R = 0, S = 1) &= \sum_{i=0}^1 \mathbb{P}(W = 1|R = 0, S = 1, V_3 = i)\mathbb{P}(V_3 = i|R = 0, S = 1) \\ &= \mathbb{P}(V_3 = 0|R = 0, S = 1), \\ \mathbb{P}(W = 1|R = 0, S = 0) &= \sum_{i=0}^1 \mathbb{P}(W = 1|R = 0, S = 0, V_3 = i)\mathbb{P}(V_3 = i|R = 0, S = 0) \\ &= \mathbb{P}(V_3 = 1|R = 0, S = 0).\end{aligned}$$

Thus,

$$\begin{aligned}\mathbb{P}(V_3 = 1|R = 0, S = 0) &= 0.01, \\ \mathbb{P}(V_3 = 0|R = 1, S = 0) &= \mathbb{P}(V_3 = 1|R = 0, S = 1) = 0.9.\end{aligned}$$

It follows that

$$\mathbb{P}(V_3|R = 0, S = 0) \sim \mathbb{B}(0.01), \quad \mathbb{P}(V_3|R = 1, S = 0) \sim \mathbb{P}(V_3|R = 0, S = 1) \sim \mathbb{B}(0.1).$$

Since,  $\mathbb{P}(W = 1|R = 1, S = 1) = 1$ , there is no restriction on  $\mathbb{P}(V_3|R = 1, S = 1)$ . Hence, we assume that  $\mathbb{P}(V_3|R = 1, S = 1) \sim \mathbb{B}(p)$ , where  $p \in [0, 1]$ .

- $\mathbb{P}(V_3|R)$  and  $\mathbb{P}(V_3|S)$ :

It follows from the law of total probability that

$$\begin{aligned}\mathbb{P}(v_3|r) &= \sum_{j=0}^1 \mathbb{P}(v_3|r, S = j)\mathbb{P}(S = j|r), \\ \mathbb{P}(v_3|s) &= \sum_{i=0}^1 \mathbb{P}(v_3|s, R = i)\mathbb{P}(R = i|s).\end{aligned}$$

Thus, we have that

$$\begin{aligned}\mathbb{P}(V_3 = 1|R = 1) &= \sum_{j=0}^1 \mathbb{P}(V_3 = 1|R = 1, S = j)\mathbb{P}(S = j|R = 1) \\ &= (0.1)(0.82) + 0.18p = 0.082 + 0.18p, \\ \mathbb{P}(V_3 = 1|R = 0) &= \sum_{j=0}^1 \mathbb{P}(V_3 = 1|R = 0, S = j)\mathbb{P}(S = j|R = 0) \\ &= (0.01)(0.58) + (0.1)(0.42) = 0.0478, \\ \mathbb{P}(V_3 = 1|S = 1) &= \sum_{i=0}^1 \mathbb{P}(V_3 = 1|R = i, S = 1)\mathbb{P}(R = i|S = 1) \\ &= (0.1)(0.7) + 0.3p = 0.07 + 0.3p, \\ \mathbb{P}(V_3 = 1|S = 0) &= \sum_{i=0}^1 \mathbb{P}(V_3 = 1|R = i, S = 0)\mathbb{P}(R = i|S = 0) \\ &= (0.01) \left( \frac{29}{70} \right) + (0.1) \left( \frac{41}{70} \right) = \frac{4.39}{70}.\end{aligned}$$

Hence, we have the followings:

$$\begin{aligned}\mathbb{P}(V_3|R = 1) &\sim \mathbb{B}(0.082 + 0.18p), \quad \mathbb{P}(V_3|R = 0) \sim \mathbb{B}(0.0478), \\ \mathbb{P}(V_3|S = 1) &\sim \mathbb{B}(0.07 + 0.3p), \quad \mathbb{P}(V_3|S = 0) \sim \mathbb{B}\left(\frac{4.39}{70}\right).\end{aligned}$$



- $\mathbb{P}(R|S, V_3)$  and  $\mathbb{P}(S|R, V_3)$ :

For the next step, we obtain the conditional distribution of  $R$  given  $S$  and  $V_3$ , and the conditional distribution of  $S$  given  $R$  and  $V_3$ . We have that

$$\mathbb{P}(r|s, v_3) = \frac{\mathbb{P}(v_3|r, s)\mathbb{P}(r|s)}{\mathbb{P}(v_3|s)}, \quad \mathbb{P}(s|r, v_3) = \frac{\mathbb{P}(v_3|r, s)\mathbb{P}(s|r)}{\mathbb{P}(v_3|r)}.$$

Consequently, we have that

$$\mathbb{P}(R = 1|S = 1, V_3 = 1) = \frac{\mathbb{P}(V_3 = 1|R = 1, S = 1)\mathbb{P}(R = 1|S = 1)}{\mathbb{P}(V_3 = 1|S = 1)} = \frac{0.3p}{0.07 + 0.3p},$$

$$\mathbb{P}(R = 1|S = 1, V_3 = 0) = \frac{\mathbb{P}(V_3 = 0|R = 1, S = 1)\mathbb{P}(R = 1|S = 1)}{\mathbb{P}(V_3 = 0|S = 1)} = \frac{0.3(1-p)}{0.93 - 0.3p},$$

$$\begin{aligned} \mathbb{P}(R = 1|S = 0, V_3 = 1) &= \frac{\mathbb{P}(V_3 = 1|R = 1, S = 0)\mathbb{P}(R = 1|S = 0)}{\mathbb{P}(V_3 = 1|S = 0)} \\ &= \frac{(0.1)\left(\frac{41}{70}\right)}{\frac{4.39}{70}} = \frac{4.1}{4.39}, \end{aligned}$$

$$\begin{aligned} \mathbb{P}(R = 1|S = 0, V_3 = 0) &= \frac{\mathbb{P}(V_3 = 0|R = 1, S = 0)\mathbb{P}(R = 1|S = 0)}{\mathbb{P}(V_3 = 0|S = 0)} \\ &= \frac{(0.9)\left(\frac{41}{70}\right)}{\frac{65.61}{70}} = \frac{41}{72.9}. \end{aligned}$$

Similarly, we have that

$$\mathbb{P}(S = 1|R = 1, V_3 = 1) = \frac{\mathbb{P}(V_3 = 1|R = 1, S = 1)\mathbb{P}(S = 1|R = 1)}{\mathbb{P}(V_3 = 1|R = 1)} = \frac{0.18p}{0.082 + 0.18p},$$

$$\mathbb{P}(S = 1|R = 1, V_3 = 0) = \frac{\mathbb{P}(V_3 = 0|R = 1, S = 1)\mathbb{P}(S = 1|R = 1)}{\mathbb{P}(V_3 = 0|R = 1)} = \frac{0.18(1-p)}{0.918 - 0.18p},$$

$$\begin{aligned} \mathbb{P}(S = 1|R = 0, V_3 = 1) &= \frac{\mathbb{P}(V_3 = 1|R = 0, S = 1)\mathbb{P}(S = 1|R = 0)}{\mathbb{P}(V_3 = 1|R = 0)} \\ &= \frac{(0.1)(0.42)}{0.0478} = \frac{420}{478}, \end{aligned}$$

$$\begin{aligned} \mathbb{P}(S = 1|R = 0, V_3 = 0) &= \frac{\mathbb{P}(V_3 = 0|R = 0, S = 1)\mathbb{P}(S = 1|R = 0)}{\mathbb{P}(V_3 = 0|R = 0)} \\ &= \frac{(0.9)(0.42)}{0.9522} = \frac{210}{529}. \end{aligned}$$

- $\mathbb{P}(R, V_3)$  and  $\mathbb{P}(S, V_3)$ :

Finally, we need the joint distributions  $(R, V_3)$  and  $(S, V_3)$  to compute the causal effects of  $R$  and  $S$  on  $W$ . We have that

$$\mathbb{P}(r, v_3) = \mathbb{P}(v_3|r)\mathbb{P}(r), \quad \mathbb{P}(s, v_3) = \mathbb{P}(v_3|s)\mathbb{P}(s).$$

It follows that

$$\begin{aligned}
\mathbb{P}(R = 0, V_3 = 1) &= \mathbb{P}(V_3 = 1|R = 0)\mathbb{P}(R = 0) = 0.5(0.0478) = 0.0239, \\
\mathbb{P}(R = 0, V_3 = 0) &= \mathbb{P}(V_3 = 0|R = 0)\mathbb{P}(R = 0) = 0.5(0.9522) = 0.4761, \\
\mathbb{P}(R = 1, V_3 = 1) &= \mathbb{P}(V_3 = 1|R = 1)\mathbb{P}(R = 1) = 0.5(0.082 + 0.18p), \\
\mathbb{P}(R = 1, V_3 = 0) &= \mathbb{P}(V_3 = 0|R = 1)\mathbb{P}(R = 1) = 0.5(0.918 - 0.18p), \\
\mathbb{P}(S = 0, V_3 = 1) &= \mathbb{P}(V_3 = 1|S = 0)\mathbb{P}(S = 0) = 0.7 \left( \frac{4.39}{70} \right) = 0.0439, \\
\mathbb{P}(S = 0, V_3 = 0) &= \mathbb{P}(V_3 = 0|S = 0)\mathbb{P}(S = 0) = 0.7 \left( \frac{65.61}{70} \right) = 0.6561, \\
\mathbb{P}(S = 1, V_3 = 1) &= \mathbb{P}(V_3 = 1|S = 1)\mathbb{P}(S = 1) = 0.3(0.07 + 0.3p), \\
\mathbb{P}(S = 1, V_3 = 0) &= \mathbb{P}(V_3 = 0|S = 1)\mathbb{P}(S = 1) = 0.3(0.93 - 0.3p).
\end{aligned}$$

### Calculating the PACE's of $R$ and $S$ on $W$ :

Now, we calculate the PACE of degree  $d$  of  $R$  on  $W$ . We have that

$$\text{PACE}_d(R \rightarrow W) = \mathbb{E}_{(S, V_3)}(\mathcal{NPV}_d^{(s, v_3)}(R \rightarrow W)),$$

where

$$\mathcal{NPV}_d^{(s, v_3)}(R \rightarrow W) = 4^d |h(1, s, v_3) - h(0, s, v_3)| \mathbb{P}(R = 1|s, v_3)^d \mathbb{P}(R = 0|s, v_3)^d$$

for any  $(S, V_3) = (s, v_3)$ . It follows that

$$\begin{aligned}
\mathcal{NPV}_d^{(1,1)}(R \rightarrow W) &= 4^d \mathbb{P}(R = 1|S = 1, V_3 = 1)^d \mathbb{P}(R = 0|S = 1, V_3 = 1)^d \\
&= 4^d \left( \frac{0.3p}{0.07 + 0.3p} \right)^d \left( \frac{0.07}{0.07 + 0.3p} \right)^d = \left( \frac{0.084p}{(0.07 + 0.3p)^2} \right)^d \\
\mathcal{NPV}_d^{(1,0)}(R \rightarrow W) &= 0, \\
\mathcal{NPV}_d^{(0,1)}(R \rightarrow W) &= 4^d \mathbb{P}(R = 1|S = 0, V_3 = 1)^d \mathbb{P}(R = 0|S = 0, V_3 = 1)^d \\
&= 4^d \left( \frac{4.1}{4.39} \right)^d \left( \frac{0.29}{4.39} \right)^d = \left( \frac{4.756}{19.2721} \right)^d, \\
\mathcal{NPV}_d^{(0,0)}(R \rightarrow W) &= 4^d \mathbb{P}(R = 1|S = 0, V_3 = 0)^d \mathbb{P}(R = 0|S = 0, V_3 = 0)^d \\
&= 4^d \left( \frac{41}{72.9} \right)^d \left( \frac{31.9}{72.9} \right)^d = \left( \frac{5231.6}{5314.41} \right)^d.
\end{aligned}$$

Therefore,

$$\begin{aligned}\mathbb{P}\text{ACE}_d(R \rightarrow W) &= \sum_{i,j=0}^1 \mathcal{NPV}_d^{(i,j)}(R \rightarrow W) \mathbb{P}(S = i, V_3 = j) \\ &= 0.6561 \left( \frac{5231.6}{5314.41} \right)^d + 0.0439 \left( \frac{4.756}{19.2721} \right)^d \\ &\quad + 0.3(0.07 + 0.3p) \left( \frac{0.084p}{(0.07 + 0.3p)^2} \right)^d.\end{aligned}$$

Next, we calculate the PACE of degree  $d$  of  $S$  on  $W$ . We have that

$$\mathbb{P}\text{ACE}_d(S \rightarrow W) = \mathbb{E}_{(R, V_3)}(\mathcal{NPV}_d^{(r, v_3)}(S \rightarrow W)),$$

where

$$\mathcal{NPV}_d^{(r, v_3)}(S \rightarrow W) = 4^d |h(r, 1, v_3) - h(r, 0, v_3)| \mathbb{P}(S = 1 | r, v_3)^d \mathbb{P}(S = 0 | r, v_3)^d$$

for any  $(R, V_3) = (r, v_3)$ . It follows that

$$\begin{aligned}\mathcal{NPV}_d^{(1,1)}(S \rightarrow W) &= 4^d \mathbb{P}(S = 1 | R = 1, V_3 = 1)^d \mathbb{P}(S = 0 | R = 1, V_3 = 1)^d \\ &= 4^d \left( \frac{0.18p}{0.082 + 0.18p} \right)^d \left( \frac{0.082}{0.082 + 0.18p} \right)^d = \left( \frac{0.05904p}{(0.082 + 0.18p)^2} \right)^d,\end{aligned}$$

$$\mathcal{NPV}_d^{(1,0)}(S \rightarrow W) = 0,$$

$$\begin{aligned}\mathcal{NPV}_d^{(0,1)}(S \rightarrow W) &= 4^d \mathbb{P}(S = 1 | R = 0, V_3 = 1)^d \mathbb{P}(S = 0 | R = 0, V_3 = 1)^d \\ &= 4^d \left( \frac{420}{478} \right)^d \left( \frac{58}{478} \right)^d = \left( \frac{97440}{228484} \right)^d,\end{aligned}$$

$$\begin{aligned}\mathcal{NPV}_d^{(0,0)}(S \rightarrow W) &= 4^d \mathbb{P}(S = 1 | R = 0, V_3 = 0)^d \mathbb{P}(S = 0 | R = 0, V_3 = 0)^d \\ &= 4^d \left( \frac{210}{529} \right)^d \left( \frac{319}{529} \right)^d = \left( \frac{267960}{279841} \right)^d.\end{aligned}$$

Therefore,

$$\begin{aligned}\mathbb{P}\text{ACE}_d(S \rightarrow W) &= \sum_{i,j=0}^1 \mathcal{NPV}_d^{(i,j)}(S \rightarrow W) \mathbb{P}(R = i, V_3 = j) \\ &= 0.4761 \left( \frac{267960}{279841} \right)^d + 0.0239 \left( \frac{97440}{228484} \right)^d \\ &\quad + 0.5(0.082 + 0.18p) \left( \frac{0.05904p}{(0.082 + 0.18p)^2} \right)^d.\end{aligned}$$

Figure 3 represents the PACE's of  $R$  and  $S$  on  $W$  as the blue and the orange surfaces whose parameters are  $p$  and  $d$ . Figure 3 shows that

$$\mathbb{P}\text{ACE}_d(R \rightarrow W) > \mathbb{P}\text{ACE}_d(S \rightarrow W)$$

for any fixed values of  $p, d \in [0, 1]$ . Figure 4 shows the PACE's as a family of

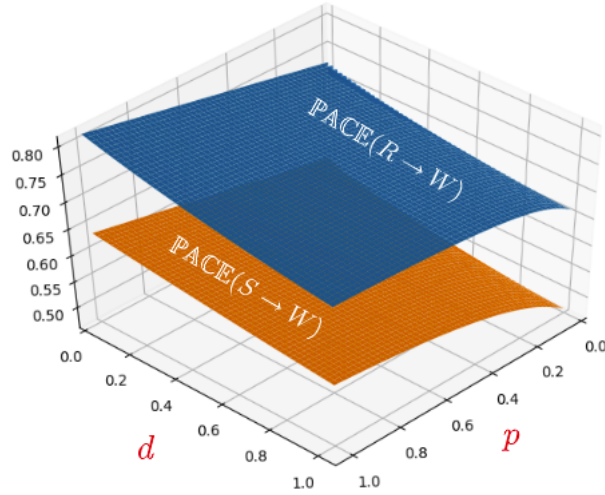


FIGURE 3. The blue and the orange surfaces are the PACE's of degree  $d$  of  $R$  and  $S$  on  $W$  as functions of  $p$  and  $d$ , respectively.

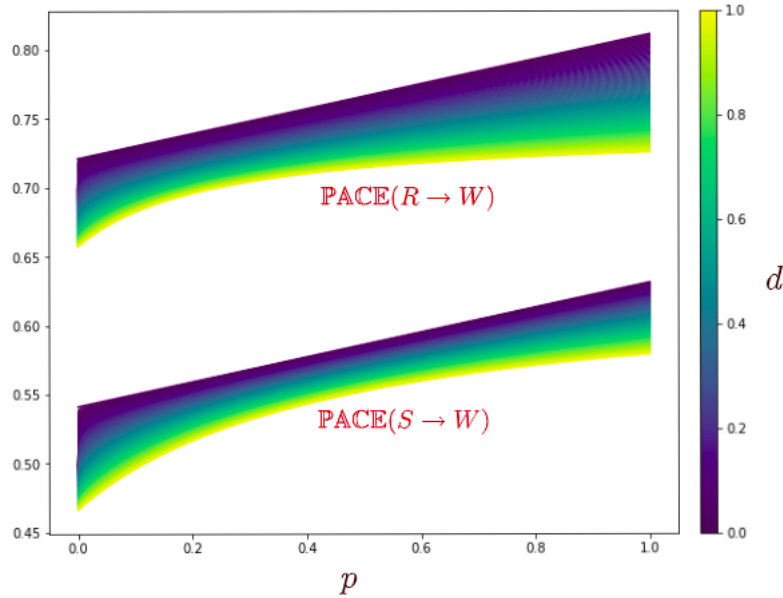


FIGURE 4. The top and the bottom plots represent the family of  $d$ -parameterized curves associated to the PACE's of degree  $d$  of  $R$  and  $S$  on  $W$  as functions of  $p$ , respectively. The color bar shows different values of  $d \in [0, 1]$ .

parametric curves that reveals PACE's changes more clearly.

### Calculating the Counterfactual Using Our Model

In the above example, assume that for a fixed  $(S, V_3) = (s, v_3)$ ,  $W_{(s, v_3)}(0)$  and  $W_{(s, v_3)}(1)$  denote the potential outcomes for  $R = 0$  and  $R = 1$ , respectively. Now,

assume that we observe  $W_{(s,v_3)}(0) = w$  for some  $w \in \{0, 1\}$ . Now, we calculate  $W_{(s,v_3)}(1)$ . To do so, we note that  $w = 0 \oplus s \oplus v_3$ , and hence  $s \oplus v_3 = w$ . Thus, we have that

$$\mathbb{P}((s, v_3) = (0, w) | W = w, R = 0) = \frac{\mathbb{P}(S = 0, V_3 = w)}{\mathbb{P}(S = 0, V_3 = w) + \mathbb{P}(S = 1, V_3 = 1 - w)}.$$

First, assume that  $w = 0$ , then we have that  $(s, v_3) \in \{(0, 0), (1, 1)\}$ , and hence

$$\begin{aligned} \mathbb{P}((s, v_3) = (0, 0) | W = 0, R = 0) &= \frac{0.6561}{0.6561 + 0.3(0.07 + 0.3p)} = \frac{0.6561}{0.6771 + 0.09p}, \\ \mathbb{P}((s, v_3) = (1, 1) | W = 0, R = 0) &= 1 - \mathbb{P}((s, v_3) = (0, 0) | W = w, R = 0) \\ &= \frac{0.021 + 0.09p}{0.6771 + 0.09p}. \end{aligned}$$

Now, assume that  $w = 1$ . Then, we have that  $(s, v_3) \in \{(0, 1), (1, 0)\}$ , and hence

$$\begin{aligned} \mathbb{P}((s, v_3) = (0, 1) | W = 1, R = 0) &= \frac{0.0439}{0.0439 + 0.3(0.93 - 0.3p)} = \frac{0.0439}{0.3229 - 0.09p}, \\ \mathbb{P}((s, v_3) = (1, 0) | W = 1, R = 0) &= 1 - \mathbb{P}((s, v_3) = (0, 1) | W = w, R = 0) \\ &= \frac{0.279 - 0.09p}{0.3229 - 0.09p}. \end{aligned}$$

Finally, we calculate the probability distribution of  $W_{(s,v_3)}(1)$ . To do so, we calculate  $\mathbb{P}(W_{(s,v_3)}(1) = 0)$ . When  $R = 1$  and  $W = 0$ , we have that  $s \oplus v_3 = 1$  and  $s \neq 1$ . It follows that  $(s, v_3) = (0, 1)$ . Thus,

$$\mathbb{P}(W_{(s,v_3)}(1) = 0) = \mathbb{P}((s, v_3) = (0, 1) | W = 1, R = 0) = \frac{0.0439}{0.3229 - 0.09p}.$$

Therefore, knowing  $p$  gives us the probability distribution of  $W_{(s,v_3)}(1)$ .

### Calculating the ACE's of $R$ and $S$ on $W$ Using Pearl Model:

We note that

$$\mathbb{P}(w) = \sum_{c,r,s} \mathbb{P}(c, r, s, w) = \sum_{c,r,s} \mathbb{P}(c) \mathbb{P}(r|c) \mathbb{P}(s|c) \mathbb{P}(w|r, s).$$

It follows that

$$\begin{aligned} \mathbb{P}(w | \text{do}(r_0)) &= \sum_{c,s} \mathbb{P}(c) \mathbb{P}(s|c) \mathbb{P}(w|r_0, s) = \sum_{c,s} \mathbb{P}(c, s) \mathbb{P}(w|r_0, s) \\ &= \sum_s \mathbb{P}(s) \mathbb{P}(w|r_0, s). \end{aligned}$$

Similarly, we have that

$$\mathbb{P}(w | \text{do}(s_0)) = \sum_r \mathbb{P}(r) \mathbb{P}(w|r, s_0).$$

Thus, we have that

$$\begin{aligned}\mathbb{E}(W|\text{do}(R = 1)) &= \mathbb{P}(W = 1|\text{do}(R = 1)) = \sum_{s=0}^1 \mathbb{P}(s)\mathbb{P}(W = 1|R = 1, S = s) \\ &= (0.7)(0.9) + (0.3) = 0.93,\end{aligned}$$

$$\begin{aligned}\mathbb{E}(W|\text{do}(R = 0)) &= \mathbb{P}(W = 1|\text{do}(R = 0)) = \sum_{s=0}^1 \mathbb{P}(s)\mathbb{P}(W = 1|R = 0, S = s) \\ &= (0.7)(0.01) + (0.3)(0.9) = 0.277,\end{aligned}$$

$$\begin{aligned}\mathbb{E}(W|\text{do}(S = 1)) &= \mathbb{P}(W = 1|\text{do}(S = 1)) = \sum_{r=0}^1 \mathbb{P}(r)\mathbb{P}(W = 1|R = r, S = 1) \\ &= (0.5)(0.9) + (0.5) = 0.95,\end{aligned}$$

$$\begin{aligned}\mathbb{E}(W|\text{do}(S = 0)) &= \mathbb{P}(W = 1|\text{do}(S = 0)) = \sum_{r=0}^1 \mathbb{P}(r)\mathbb{P}(W = 1|R = r, S = 0) \\ &= (0.5)(0.01) + (0.5)(0.9) = 0.455.\end{aligned}$$

Therefore, the ACE's of  $R$  and  $S$  on  $W$  are as follows:

$$\begin{aligned}\text{ACE}(R \rightarrow W) &= 0.93 - 0.277 = 0.653, \\ \text{ACE}(S \rightarrow W) &= 0.95 - 0.455 = 0.495.\end{aligned}$$

Consequently, Pearl model as well as our model calculates a higher causal effect for  $R$  on  $W$ .

### Calculating the Causal Strengths of $R \rightarrow W$ and $S \rightarrow W$ Using Janzing et al. Model:

Let  $\tilde{\mathbb{P}}$  and  $\hat{\mathbb{P}}$  be the post-cutting distributions of the DAG in Figure 2 after cutting the arrows  $R \rightarrow W$  and  $S \rightarrow W$ , respectively. Then, we have that

$$\begin{aligned}\mathbb{P}(c, r, s, w) &= \mathbb{P}(c)\mathbb{P}(r|c)\mathbb{P}(s|c)\mathbb{P}(w|r, s), \\ \tilde{\mathbb{P}}(c, r, s, w) &= \mathbb{P}(c)\mathbb{P}(r|c)\mathbb{P}(s|c) \sum_{r'} \mathbb{P}(w|r', s)\mathbb{P}(r'), \\ \hat{\mathbb{P}}(c, r, s, w) &= \mathbb{P}(c)\mathbb{P}(r|c)\mathbb{P}(s|c) \sum_{s'} \mathbb{P}(w|r, s')\mathbb{P}(s').\end{aligned}$$

It follows that

$$\begin{aligned}
D_{\text{KL}}(\mathbb{P}||\tilde{\mathbb{P}}) &= \sum_{c,r,s,w} \mathbb{P}(c, r, s, w) \log \left( \frac{\mathbb{P}(c, r, s, w)}{\tilde{\mathbb{P}}(c, r, s, w)} \right) \\
&= \sum_{c,r,s,w} \mathbb{P}(c)\mathbb{P}(r|c)\mathbb{P}(s|c)\mathbb{P}(w|r, s) \log \left( \frac{\mathbb{P}(w|r, s)}{\sum_{r'} \mathbb{P}(w|r', s)\mathbb{P}(r')} \right) \approx 0.351431, \\
D_{\text{KL}}(\mathbb{P}||\hat{\mathbb{P}}) &= \sum_{c,r,s,w} \mathbb{P}(c, r, s, w) \log \left( \frac{\mathbb{P}(c, r, s, w)}{\hat{\mathbb{P}}(c, r, s, w)} \right) \\
&= \sum_{c,r,s,w} \mathbb{P}(c)\mathbb{P}(r|c)\mathbb{P}(s|c)\mathbb{P}(w|r, s) \log \left( \frac{\mathbb{P}(w|r, s)}{\sum_{s'} \mathbb{P}(w|r, s')\mathbb{P}(s')} \right) \approx 0.270828.
\end{aligned}$$

Consequently, Janzing et al. model as well as our model and Pearl model calculates a higher causal effect for  $R$  on  $W$ .

### Calculating the Causal Strengths of $R \rightarrow W$ and $S \rightarrow W$ Using Mutual Information Model:

We have that

$$\mathbb{I}(R; W) = \mathbb{H}(W) - \mathbb{H}(W|R), \quad \mathbb{I}(S; W) = \mathbb{H}(W) - \mathbb{H}(W|S).$$

Hence, we need the probability distributions  $\mathbb{P}(W)$ ,  $\mathbb{P}(W|R)$  and  $\mathbb{P}(W|S)$ . We have that

$$\begin{aligned}
\mathbb{P}(W = 1|R = 1) &= \sum_{s=0}^1 \mathbb{P}(W = 1|R = 1, s)\mathbb{P}(s|R = 1) \\
&= (0.9)(0.82) + 0.18 = 0.918, \\
\mathbb{P}(W = 1|R = 0) &= \sum_{s=0}^1 \mathbb{P}(W = 1|R = 0, s)\mathbb{P}(s|R = 0) \\
&= (0.01)(0.58) + (0.9)(0.42) = 0.3838, \\
\mathbb{P}(W = 1|S = 1) &= \sum_{r=0}^1 \mathbb{P}(W = 1|r, S = 1)\mathbb{P}(r|S = 1) \\
&= (0.9)(0.7) + (0.3) = 0.93, \\
\mathbb{P}(W = 1|S = 0) &= \sum_{r=0}^1 \mathbb{P}(W = 1|r, S = 0)\mathbb{P}(r|S = 0) \\
&= (0.01) \left( \frac{29}{70} \right) + (0.9) \left( \frac{41}{70} \right) = \frac{37.19}{70}.
\end{aligned}$$

It follows that

$$\begin{aligned}
\mathbb{P}(W|R = 1) &\sim \mathbb{B}(0.918), & \mathbb{P}(W|R = 0) &\sim \mathbb{B}(0.3838), \\
\mathbb{P}(W|S = 1) &\sim \mathbb{B}(0.93), & \mathbb{P}(W|S = 0) &\sim \mathbb{B}\left(\frac{37.19}{70}\right).
\end{aligned}$$

Now, we calculate the probability distribution  $\mathbb{P}(W)$  as follows:

$$\mathbb{P}(W = 1) = \sum_{r=0}^1 \mathbb{P}(W = 1|r)\mathbb{P}(r) = 0.5(0.3838 + 0.918) = 0.6509.$$

Thus, we have that  $W \sim \mathbb{B}(0.6509)$ . One could see that

$$\mathbb{H}(W) \approx 0.933262,$$

$$\mathbb{H}(W|R) = \sum_{r=0}^1 \mathbb{P}(r)\mathbb{H}(W|r) \approx 0.5(0.960682 + 0.409187) = 0.6849345,$$

$$\mathbb{H}(W|S) = \sum_{s=0}^1 \mathbb{P}(s)\mathbb{H}(W|s) \approx (0.7)(0.997174) + (0.3)(0.365924) = 0.807799.$$

It follows that

$$\mathbb{I}(R; W) \approx 0.933262 - 0.6849345 = 0.2483275,$$

$$\mathbb{I}(S; W) \approx 0.933262 - 0.807799 = 0.125463.$$

### Calculating the Causal Strengths of $R \rightarrow W$ and $S \rightarrow W$ Using Conditional Mutual Information Model:

We have that

$$\mathbb{I}(R; W|S) = \mathbb{H}(W|S) - \mathbb{H}(W|R, S), \quad \mathbb{I}(S; W|R) = \mathbb{H}(W|R) - \mathbb{H}(W|R, S).$$

Hence, we need the joint distribution of  $R$  and  $S$ . We have that  $\mathbb{P}(r, s) = \mathbb{P}(r|s)\mathbb{P}(s)$ , which implies that

$$\mathbb{P}(R = 1, S = 1) = (0.3)(0.3) = 0.09,$$

$$\mathbb{P}(R = 1, S = 0) = \left(\frac{41}{70}\right)(0.7) = 0.41,$$

$$\mathbb{P}(R = 0, S = 1) = (0.7)(0.3) = 0.21,$$

$$\mathbb{P}(R = 0, S = 0) = \left(\frac{29}{70}\right)(0.7) = 0.29.$$

Thus, we have that

$$\begin{aligned} \mathbb{H}(W|R, S) &= \sum_{r,s=0}^1 \mathbb{P}(r, s)\mathbb{H}(W|r, s) \\ &\approx (0.29)(0.080793) + (0.21)(0.468996) + (0.41)(0.468996) = 0.31420749. \end{aligned}$$

Therefore, we have that

$$\mathbb{I}(R; W|S) \approx 0.807799 - 0.31420749 = 0.49359151,$$

$$\mathbb{I}(S; W|R) \approx 0.6849345 - 0.31420749 = 0.37072701.$$



## 6. CONCLUSION

In this paper, we defined a new causal effect formula called PACE, which is free from the known drawbacks of the other famous causal models. Indeed, PACE has two parts, probabilistic and non probabilistic. For the non-probabilistic part of our formula, we use the total variation formula. Further, our causal model can handle both probabilistic and non-probabilistic causal problems using the parameter  $d$  in PACE. Also, PACE is capable of dealing with other elements of Causal Inference such as computing counterfactuals as we did using SEMs in some examples. Currently, our model only handles discrete random variables with finite possible values.

For the future works, we will add infinite discrete random variables and continuous random variables to our model. Further, we will add fuzzy logic to our model. Note that we previously built a fundamental probabilistic fuzzy logic (PFL) framework (see [9]). We showed that our PFL works well dealing with real world problems for which the criteria of selections are fuzzy. We will build an integration of our PFL and our causal inference framework to create a causal probabilistic variational fuzzy logic framework.

## ACKNOWLEDGMENTS

The research of Amir Saki has been supported by the Institute for Research in Fundamental Sciences (IPM).

## REFERENCES

1. James A Clarkson and C Raymond Adams, *On definitions of bounded variation for functions of two variables*, Transactions of the American Mathematical Society **35** (1933), no. 4, 824–854.
2. Usef Faghihi, Serge Robert, Pierre Poirier, and Youssef Barkaoui, *From association to reasoning, an alternative to pearls' causal reasoning*, The Thirty-Third International Flairs Conference, 2020.
3. Madelyn Glymour, Judea Pearl, and Nicholas P Jewell, *Causal inference in statistics: A primer*, John Wiley & Sons, 2016.
4. Guido W Imbens and Donald B Rubin, *Causal inference in statistics, social, and biomedical sciences*, Cambridge University Press, 2015.
5. Dominik Janzing, David Balduzzi, Moritz Grosse-Wentrup, and Bernhard Schölkopf, *Quantifying causal influences*, The Annals of Statistics **41** (2013), no. 5, 2324–2358.
6. Camille Jordan, *Sur la série de fourier*, Comptes rendus hebdomadaires des séances de l'Académie des sciences (in French) **92** (1881), 228–230.
7. Judea Pearl and Dana Mackenzie, *The book of why: the new science of cause and effect*, Basic books, 2018.
8. Donald B Rubin, *Estimating causal effects of treatments in randomized and nonrandomized studies.*, Journal of educational Psychology **66** (1974), no. 5, 688.
9. Amir Saki and Usef Faghihi, *A fundamental probabilistic fuzzy logic framework suitable for causal reasoning*, arXiv preprint arXiv:2205.15016 (2022).
10. MTCAJ Thomas and A Thomas Joy, *Elements of information theory*, Wiley-Interscience, 2006.

USEF FAGHIHI, DEPARTMENT OF MATHEMATICS AND COMPUTER SCIENCE, THE UNIVERSITY OF QUEBEC AT TROIS-RIVIERES, 3351 BD DES FORGES, TROIS-RIVIÈRES, QC G8Z 4M3, CANADA.

*Email address:* usef.faghihi@uqtr.ca

AMIR SAKI, SCHOOL OF MATHEMATICS, INSTITUTE FOR RESEARCH IN FUNDAMENTAL SCIENCES (IPM), P.O. BOX 19395-5746, TEHRAN, IRAN.

*Email address:* amirsaki1369@ipm.ir, amir.saki.math@gmail.com