

---

# Robust Graph Neural Networks using Weighted Graph Laplacian

---

**Bharat Runwal**

Indian Institute of Technology, Delhi  
bharatrunwal@gmail.com

**Vivek**

Samsung Research Bangalore  
vivekd010@gmail.com

**Sandeep Kumar**

Department of Electrical Engineering, IIT Delhi, India  
ksandeep@iitd.ac.in

## Abstract

Graph neural network (GNN) is achieving remarkable performances in a variety of application domains. However, GNN is vulnerable to noise and adversarial attacks in input data. Making GNN robust against noises and adversarial attacks is an important problem. The existing defense methods for GNNs are computationally demanding and are not scalable. In this paper, we propose a generic framework for robustifying GNN known as Weighted Laplacian GNN (RWL-GNN). The method combines Weighted Graph Laplacian learning with the GNN implementation. The proposed method benefits from the positive semi-definiteness property of Laplacian matrix, feature smoothness, and latent features via formulating a unified optimization framework, which ensures the adversarial/noisy edges are discarded and connections in the graph are appropriately weighted. For demonstration, the experiments are conducted with Graph convolutional neural network (GCNN) architecture, however, the proposed framework is easily amenable to any existing GNN architecture. The simulation results with benchmark dataset establish the efficacy of the proposed method, both in accuracy and computational efficiency. Code can be accessed at <https://github.com/Bharat-Runwal/RWL-GNN>.

## 1 Introduction

Graphs are fundamental mathematical structures consisting of a set of nodes and weighted edges connecting them. The weight associated with each edge represents the similarity between the two connected nodes (Homophily) McPherson et al. [2001b]. We encounter Graph data structure in numerous domains such as computational networks in social sciences, financial networks, brain imaging networks, networks in genetics and proteins Yue et al. [2020], Ashoor et al. [2020], Zhang et al. [2022]. Graphs models the rich relationships between different entities, so it is crucial to learn the representations of the graphs. Graph neural network (GNN), a popular deep learning framework for graph data is achieving remarkable performances in a variety of such application domains. GNNs employs a message passing scheme Gilmer et al. [2017] where the information from the neighborhood of a particular node is aggregated, transformed and is used for learning the node embeddings. These nodes embedding capture the structural and the feature-based information of the graph data Hamilton. However, the question arises is that: are these models reliable. This question on reliability exists due to the existence of adversarial examples, which are carefully crafted instances that can occur during the train (Poisoning) or test (Evasion) phase and can fool our model into making wrong predictions Goodfellow et al. [2014]. Even very small deliberate perturbations in the graph can lead to wrong classification or prediction, and these perturbations we call adversarial examples. These adversarial

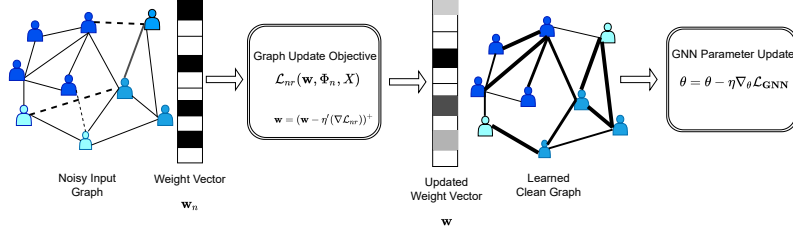


Figure 1: Two-Stage Framework, Dashed Line indicates Adversarial Edges

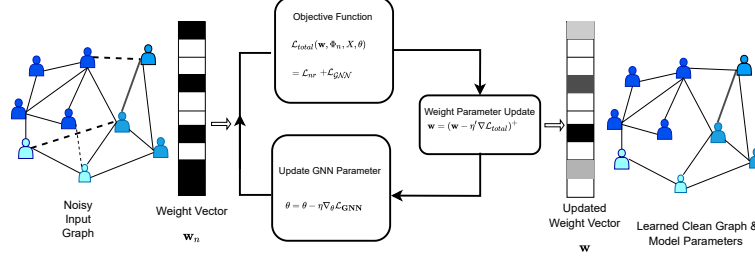


Figure 2: Joint Framework, Dashed Line indicates Adversarial Edges

examples question the reliability and robustness of these networks in safety-critical tasks, for example in financial systems Fursov et al. [2021], medical domain Finlayson et al. [2018], etc. Attack methods can be categorized by the attacker’s goal, capacity, perturbation type, and knowledge Jin et al. [2020a]. There exists a wide spectrum of attacks methods on graphs either by perturbing the graph structure or injecting noise into the node features, but most adversarial attacks are done on the graph structure by adding/removing/rewiring edges Jin et al. [2020a]. Also, there are certain empirical observations that can be made from previous works, the first observation is that the attacker prefers adding edges to perturb the graph instead of removing edges Jin et al. [2020b] and second, the attacker tries to connect nodes with dissimilar features, as it disrupts the feature smoothness property McPherson et al. [2001a]. In this work, we focused on defending against the adversarial attacks which perturb the graph structure only.

There exists a wide spectrum of methods that can be used to defend against these attacks and these methods have been categorized into different categories such as Adversarial training Dai et al. [2018], graph purification Entezari et al. [2020], Jin et al. [2020b], Zhang and Ma [2020], Attention mechanism Schlichtkrull et al. [2017], Zhang and Zitnik [2020], adversarial perturbation detection Xu et al. [2018b], Ioannidis et al. [2019] etc. Jin et al. [2020a]. It has been shown that the attacks connecting nodes with dissimilar features enlarge the singular values Jin et al. [2020b] and also the targeted attack methods try to perturb the small singular values in adjacency matrix Entezari et al. [2020], so following these findings they Entezari et al. [2020] proposed a method which uses truncated SVD formulation to get the low-rank approximation. But these methods may also remove normal edges in the process of graph purification, so the alternative purification strategy is to use the graph learning approach, which aims to learn the graph structure by removing adversarial edges while leveraging the characteristics of adversarial attacks in the process of guiding to learn the graph structure. Based on empirical observations it is seen that, while attacking the graph models, some of the properties like feature smoothness, low rank, and sparsity are violated Jin et al. [2020b].

In this work, we propose a generic framework namely, Weighted Laplacian GNN (RWL-GNN) for robustifying graph neural network architectures against poisoning adversarial attacks. The method is based on obtaining a clean and weighted graph representation in form of a Weighted Laplacian matrix by solving an optimization problem using feature smoothness and the positive semi-definite property of the Graph Laplacian matrix. We further derived two different algorithmic implementations of this framework, i) A two-stage approach, see Fig 1 which first preprocess the given perturbed/noisy graph and obtains a clean graph, which is followed by learning GNN model parameters, and ii) a joint approach, see Fig 2, which cleans the noisy Graph Laplacian matrix and learns the GNN model parameters jointly. Please see Fig 1 and Fig 2 for schematic details of the two proposed methods.

## 2 Related Work

**Graph Neural Networks.** The defining feature of a GNN is that it uses neural message passing in which messages are exchanged between nodes and updated using neural networks [Gilmer et al., 2017]. The graph convolution network(GCN) [Kipf and Welling, 2017], employs the symmetric-normalized aggregation as well as the self-loop update approach. The graph convolutions here are defined as aggregation and transformation of the local information. The most basic neighborhood aggregation operation simply takes the sum of the neighbor embedding. Other aggregation functions have also been defined namely the mean, LSTM and Pooling aggregators etc Hamilton et al. [2017]. There are other popular GNNs which are proposed recently Veličković et al. [2018], Xu et al. [2018a], Zeng et al. [2020].

**Background on Adversarial Attacks.** Traditional DNNs are vulnerable to carefully designed adversarial attacks and GNNs are no exceptions Dai et al. [2018], Zügner et al. [2018], Zügner and Gunnemann [2019]. These attacks are designed in such a way that the victimized nodes can't be noticed easily thus producing wrong results. The spectrum of attack methods based on the attacker's capacity can be divided into two categories, Poisoning attack, where the attacker perturbs the training graph, and Evasion attack where the attacker perturbs the graph in test time. According to the attacker's goal, the poisoning attacks can be divided into the targeted attack, where the attacker aims to poison the subset of nodes which led a trained model to misclassify on these targeted nodes, and non-targeted attacks, where the attacker aims to poison all the nodes, in order to degrade the trained model performance on all test data. The targeted attack can be further classified into the direct targeted attack, where the attacker perturbs the edges/features of the nodes directly, and influencer attack, where the attacker doesn't perturb the nodes directly but influences the other nodes to do so Jin et al. [2020a]. Nettack Zügner et al. [2018] is a targeted attack, which generates the structure and feature attacks which preserve the degree distribution and constraints the feature co-occurrence so that the degradation of GNN model's performance on the downstream task is maximum. The metattack Zügner and Gunnemann [2019] is an untargeted attack that generates attacks based on the meta-learning. The RL-S2V method is an evasion attack using reinforcement learning[Chen et al., 2020]. Earlier works have limitations for attacks on large graphs, recently Geisler et al. [2021] proposed two sparsity-aware first-order optimization attacks for large-scale graphs.

**Background on Defense Methods.** There is a growing interest in increasing the robustness of the models to adversarial attacks on graphs. Adversarial training, GraphAT [Feng et al., 2019] incorporates node features-based adversarial samples into the training procedure of the classification model. There exist graph purification methods which can be divided into two 1) Pre-Processing based 2) Graph Learning. GNN-Jaccard Wu et al. [2019] proposed to use a pre-processing stage that removes the edges which have small Jaccard-similarity, this was based on the empirical observation that attacker tends to connect the dissimilar nodes. The Pro-GNN [Jin et al., 2020b] formulation is defined based on the properties of the graph that are affected the most from the poisoning of graph structure which includes sparsity, feature smoothness, and low rank, but their framework suffers from the heavy computations of eigendecomposition. To increase the robustness of the GNN model itself, the Relational-GCN [Schlichtkrull et al., 2017] tries to model the hidden representation with Gaussian Distribution, as it can absorb the information due to the perturbation and leads to a more robust hidden representation. The PA-GNN Tang et al. [2020] works on attention-based mechanism also, but it tries to transfer knowledge from clean graphs where the adversarial attacks can be generated to serve as supervision signals to learn the desired attention scores. The GNNGuard [Zhang and Zitnik, 2020] tries to quantify a relationship between the graph structure and node features, if one exists, and then exploit that relationship to mitigate the effects of the perturbations. This approach assigns attention scores based on the hidden layer representation and then tries to prune the edges using a user-defined threshold.

## 3 Problem Formulation and Background

A graph is defined by the triplet  $\mathcal{G} = (\mathcal{V}, \mathcal{E}, W)$ , where  $\mathcal{V}$  is the vertex set containing  $n$  nodes  $\{v_1, v_2, \dots, v_n\}$ ,  $\mathcal{E} \subseteq \mathcal{V} \times \mathcal{V}$  is the unordered edge set of all possible combinations of  $\{(i, j)\}_{i,j=1}^n$  and  $W \in \mathbb{R}^{n \times n}$  is the adjacency(weight) matrix. We consider only undirected positively weighted graph, with no-self loop, i.e.,  $W_{ij} \geq 0 \ \forall i \neq j$  and  $W_{ii} = 0 \ \forall i = 1, 2, \dots, n$ . Graphs can be conveniently captured by some matrix representation, e.g., Laplacian and Adjacency Graph matrices,

whose entries correspond to edges in the graph. The choice of a matrix usually depends on modeling assumptions, properties of the desired graph, applications, and theoretical requirements. A Graph Laplacian matrix  $\Phi \in \mathbb{R}^{n \times n}$  belongs to the following set:

$$\mathcal{C}_L = \{\Phi = \Phi^\top \mid \Phi_{ij} \leq 0 \text{ for } i \neq j; \Phi_{ii} = -\sum_{j \neq i} \Phi_{ij}\}. \quad (1)$$

The adjacency matrix  $W$  and Laplacian matrix  $\Phi$  associated with the graph are related as follows:

$$W_{ij} = \begin{cases} -\Phi_{ij} & \text{for } i \neq j \\ 0 & \text{for } i = j \end{cases}$$

Both  $\Phi$  and  $W$  represent the same graph, however, they have very different mathematical properties. By construction, a Laplacian matrix  $\Phi$  is positive semidefinite, implied from the diagonally dominant property ( $|\Phi_{ii}| \geq \sum_{j \neq i} |\Phi_{ij}| \forall i = 1, 2, \dots, n$ ) and a  $M$ -matrix, i.e., a positive semidefinite matrix with non-positive off-diagonal elements Slawski and Hein [2015]. In addition, a Laplacian matrix has zero row sum and column sum, i.e.,  $\Phi_{ii} + \sum_{j \neq i} \Phi_{ij} = 0$  which means that the vector  $\mathbf{1} = [1, 1, \dots, 1]$  satisfies  $\Phi \mathbf{1} = \mathbf{0}$  Kumar et al. [2020]. Owing to these properties, Laplacian matrix representation is more desirable for building graph-based algorithms.

The feature matrix is denoted by  $X = [x_1, x_2, \dots, x_n] \in \mathbb{R}^{n \times d}$ , where  $d$  is the dimensions of each features and  $x_i$  is the feature vector of node  $v_i$ . In the semi-supervised node classification setting we will train on given subset of nodes  $\mathcal{V}_L = \{v_1, v_2, \dots, v_l\}$  with the corresponding labels  $\mathcal{Y}_L = \{y_1, y_2, \dots, y_l\}$ . The goal of training is to learn the function  $f_\theta$ , i.e.,  $f_\theta : \mathcal{V}_l \rightarrow \mathcal{Y}_l$  which can classify the unlabeled nodes to the correct classes function Kipf and Welling [2017]. The training objective function can be formulated as:

$$\mathcal{L}_{GNN}(\theta, \Phi, X, y_l) = \sum_{u_i \in \mathcal{V}_L} l(f_\theta(X, \Phi)_i, y_i) \quad (2)$$

where  $f_\theta(X, \Phi)_i$  and  $y_i$  are the predicted and the true label of node  $v_i$ ,  $\theta$  is the learnable parameters of the GNN model,  $\Phi$  is the Graph Laplacian matrix, and  $l(\cdot, \cdot)$  is a loss function such as cross-entropy. However, in an adversarial scenario, the graph information is noisy/perturbed, which means we have a noisy version of the graph Laplacian matrix, denoted as  $\Phi_n$ . Training the GNN model (2) with noisy graph information will not yield a reliable predictor function  $f_\theta$ . Thus we propose a framework, which trains the GNN model after removing the noise from the graph matrix, we aim to solve the following optimization problem:

$$\min_{\theta} \mathcal{L}_{GNN}(\theta, \Phi^*, X, y_l) \quad (3a)$$

$$\text{and } \Phi^* = \arg \min_{\Phi} \mathcal{L}_{nr}(\Phi_n, X, \Phi) \quad (3b)$$

where GNN model is trained on a clean graph Laplacian  $\Phi^*$ , which is obtained by minimizing a noise removal objective function:  $\mathcal{L}_{nr}(\Phi_n, X, \Phi)$ . In the next section, we discuss two methods for solving the proposed problem (3) tractably.

## 4 Proposed Framework

In order to solve (3) tractably, we proposed a joint optimization formulation for learning robust GNN model parameters and clean graph structure from the input data as the following:

$$\underset{\theta, \Phi \in \mathcal{C}_L}{\text{minimize}} \quad \mathcal{L}_{total} = \mathcal{L}_{GNN}(\theta, \Phi, X, y_l) + \mathcal{L}_{nr}(\Phi, \Phi_n, X) \quad (4)$$

where  $\Phi_n$  and  $X$  are noisy input graph Laplacian matrix and feature attribute matrix respectively,  $\mathcal{C}_L$  is the Laplacian matrix structural constraint set (1),  $\Phi$  is the clean weighted Graph Laplacian matrix which is to be learned. Finally, the noise removal objective function is defined as:

$$\mathcal{L}_{nr}(\Phi, \Phi_n, X) = \alpha \|\Phi - \Phi_n\|_F^2 + \beta \text{Tr}(X^T \Phi X) \quad (5)$$

where  $\alpha, \beta \geq 0$  are the respective weights.

It is remarked that the adversarial attacks focus on introducing unnoticeable perturbations and connecting two nodes with dissimilar features McPherson et al. [2001a]. The formulation in (5) is a potential solution for providing robustness against such types of attacks. More concretely, the term  $\|\Phi - \Phi_n\|_F^2$  tries to maintain the structure of the learned graph by ensuring that the learned Laplacian matrix does not deviate too far from the original input matrix. Next, minimizing  $\text{Tr}(X^T \Phi X) = -\frac{1}{2} \sum_{i,j} \Phi_{ij} \|x_i - x_j\|^2$ , minimizes the Dirichlet energy on the graph and conceptually, it promotes smoothness of  $X$  by penalizing high frequency components in the graphs, which ensures that the edges introduced between two nodes with dissimilar features should be removed or down-weighted.

The above problem (4) can be solved by following both a two-stage approach i.e. first preprocessing the graph to get a clean graph structure and then using it to learn the GNN parameters Entezari et al. [2020], Wu et al. [2019] and a joint approach where we solve the two problems together, i.e., the noise removal problem depending on the GNN parameter and vice versa Jin et al. [2020b]. However, there exists a trade-off between the two approaches, no one is an obvious winner: the two-stage approach is computationally efficient but may provide a suboptimal graph for the GNN model when compared to the joint approach Jin et al. [2020b], on the other hand, the joint approach is computationally demanding but performs well across all perturbation rates but provides less robustness at higher perturbations compared to the two-stage according to our experiments. In the next section, we develop generic, computationally efficient methods for solving (4).

#### 4.1 Two-Stage Optimization Framework

In this section, we propose a two-stage approach for solving (3), i) in the first step we remove the noise from the input Graph, and ii) in the second step we use the clean graph to learn a robust GNN model.

**Stage 1:** Solving for noise removal objective:

$$\underset{\Phi \in \mathcal{C}_L}{\text{minimize}} \mathcal{L}_{\text{nr}}(\Phi, \Phi_n, X) \quad (6)$$

This is a Laplacian structural constrained matrix optimization problem where  $\Phi \in \mathcal{C}_L$ . We simplify the matrix constraints to simple non-negative vector constraints by introducing Laplacian operator defined in Kumar et al. [2020], that maps a vector  $\mathbf{w} \in \mathbb{R}^{n(n-1)/2}$  to a matrix  $\mathcal{L}\mathbf{w} \in \mathbb{R}^{n \times n}$  which satisfies the Laplacian constraints ( $[\mathcal{L}\mathbf{w}]_{ij} = [\mathcal{L}\mathbf{w}]_{ji}$ , for  $i \neq j$  and  $[\mathcal{L}\mathbf{w}]\mathbf{1} = \mathbf{0}$ ).

**Definition 4.1** Laplacian operator  $\mathcal{L} : \mathbb{R}^{n(n-1)/2} \rightarrow \mathbb{R}^{n \times n}$ ,  $\mathbf{w} \mapsto \mathcal{L}\mathbf{w}$  is defined as :

$$[\mathcal{L}\mathbf{w}]_{ij} = \begin{cases} -\mathbf{w}_{i+d_j} & i > j, \\ [\mathcal{L}\mathbf{w}]_{ji} & i < j, \\ -\sum_{i \neq j} [\mathcal{L}\mathbf{w}]_{ij} & i = j, \end{cases}$$

where  $d_j = -j + \frac{j-1}{2}(2n-j)$ .

**Definition 4.2** The adjoint operator  $\mathcal{L}^* : Y \in \mathbb{R}^{n \times n} \rightarrow \mathcal{L}^*Y \in \mathbb{R}^{n(n-1)/2}$  is defined by:

$$[\mathcal{L}^*Y]_k = Y_{i,i} - Y_{i,j} - Y_{j,i} + Y_{j,j}, \quad k = i - j + \frac{j-1}{2}(2n-j),$$

where  $k = i - j + \frac{j-1}{2}(2n-j)$  and  $i, j \in \mathbb{Z}^+, i > j$ .

The operator  $\mathcal{L}$  and its adjoint  $\mathcal{L}^*$  satisfies the following condition  $\langle \mathcal{L}\mathbf{w}, Y \rangle = \langle \mathbf{w}, \mathcal{L}^*Y \rangle$ . We can similarly define the adjacency operator  $\mathcal{A}$ . Using the Laplacian operator  $\mathcal{L}$ , we can simplify the Laplacian set  $\mathcal{C}_L$  in (1) as below:

$$\mathcal{C}_L = \{\mathcal{L}\mathbf{w} | \mathbf{w} \geq 0\} \quad (7)$$

Replacing  $\Phi$  with  $\mathcal{L}\mathbf{w}$  and reformulating the constraints as in (7), the optimization problem in (6) can now be expressed as:

$$\min_{\mathbf{w} \geq 0} \mathcal{L}_{\text{nr}} = \alpha \|\mathcal{L}\mathbf{w} - \Phi_n\|_F^2 + \beta \text{Tr}(X^T \mathcal{L}\mathbf{w} X) \quad (8)$$

This is a non negative constrained convex quadratic program :

$$\min_{\mathbf{w} \geq 0} f(\mathbf{w}) = \|\mathcal{L}\mathbf{w}\|_F^2 - \mathbf{c}^T \mathbf{w} \quad (9)$$

---

**Algorithm 1** Proposed Algorithm: Two-Stage

---

**Input:**  $\mathcal{G} = (\Phi_n, \mathbf{X}, y_l)$ , parameters:  $\alpha, \beta, T, T'$   
**Outputs:**  $\mathbf{w}, \theta$   
**Initialize:**  $\mathbf{w} \rightarrow \mathbf{w}_n, \theta \rightarrow \text{Randomly}$   
**Stage 1: Pre-Processing Perturbed Graph**  
**for**  $t = 1$  **to**  $T$  **do**  
     $\mathbf{w}^{t+1} = (\mathbf{w}^t - \nabla f(\mathbf{w}^t))^+$   
**end for**  
**Stage 2: GNN Parameter Update**  
**for**  $t = 1$  **to**  $T'$  **do**  
     $\theta^{t+1} = (\theta^t - \nabla \mathcal{L}_{GNN}(\theta, \mathcal{A}\mathbf{w}^T, X, y_l))$   
**end for**

---

where  $\mathbf{c} = \mathcal{L}^*[\Phi_n - \frac{\beta}{\alpha} X X^T]$ .

**Note:**  $\mathbf{c}$  can be precomputed before the training for a given dataset and perturbed graph structure.

Due to the non-negativity constraint  $w \geq 0$ , the problem (9) doesn't have a close form solution. In order, to make the algorithm scalable, we employ the majorization-minimization framework Sun et al. [2016], where we obtain easily solvable surrogate functions for objective functions such that the update rule is easily obtained. Thus we perform first-order majorization of  $f(\mathbf{w})$  as:

$$g(\mathbf{w}|\mathbf{w}^{(t)}) = f(\mathbf{w}^{(t)}) + (\mathbf{w} - \mathbf{w}^{(t)})^\top \nabla f(\mathbf{w}^{(t)}) + \frac{L_1}{2} \|\mathbf{w} - \mathbf{w}^{(t)}\|^2$$

where  $L_1 = \|\mathcal{L}\|_2^2 = 2n$  Lipschitz constant, see Kumar et al. [2020] for more details. The new optimization problem is formulated as:

$$\min_{\mathbf{w} \geq 0} g(\mathbf{w}|\mathbf{w}^{(t)}) = \frac{1}{2} \mathbf{w}^T \mathbf{w} - \mathbf{a}^T \mathbf{w} \quad (10)$$

where  $\mathbf{a} = \mathbf{w}^T - \frac{1}{L_1} \nabla f(\mathbf{w}^t)$  and  $\nabla f(\mathbf{w}^t) = \mathcal{L}^* \mathcal{L}(\mathbf{w}^t) - \mathbf{c}$ . Using the KKT Optimality condition we have:

$$\nabla f(\mathbf{w}^t) = \mathcal{L}^* \mathcal{L}(\mathbf{w}^t) - \mathbf{c} \quad (11)$$

Below is our update rule for weights  $\mathbf{w}$  is:

$$\mathbf{w}^{t+1} = (\mathbf{w}^t - \nabla f(\mathbf{w}^t))^+ \quad (12)$$

where  $x^+ = \max(0, x)$ ,  $t$  is the iteration step. The iterations are performed until certain stopping criteria are met. The associated adjacency matrix is simply  $\mathcal{A}\mathbf{w}$ . The weights  $\mathbf{w}^*$  correspond to a clean graph, where noisy edges are removed and important connections are appropriately weighed.

**Stage 2:** The second stage just learns the GNN parameters using the clean graph adjacency matrix:

$$\min_{\theta} \mathcal{L}_{GNN}(\theta, \mathcal{A}\mathbf{w}, X, y_l) \quad (13)$$

We have described our two-stage optimization framework in the algorithm (1), where  $T$  and  $T'$  are the number of epochs respectively for both the stages. In the next subsection we will describe our second method which jointly cleans the perturbed graph and learns the GNN parameters.

## 4.2 Joint optimization Framework

Using (7) the joint optimization problem in (4) is reformulated as:

$$\min_{\theta, \mathbf{w} \geq 0} \mathcal{L}_{nr}(\mathbf{w}, \Phi_n, X) + \mathcal{L}_{GNN}(\theta, \mathcal{A}\mathbf{w}, X, y_l) \quad (14)$$

Collecting the variables as a double  $(\mathbf{w}, \theta)$ , and noting that, the constraints are decoupled. We can use block alternating optimization framework for solving this problem, where we solve for each block one at a time, keeping the rest of the blocks fixed. In order, to make the algorithm scalable, we employ

---

**Algorithm 2** Proposed Algorithm: Joint

---

**Input:**  $\mathcal{G} = (\Phi_n, \mathbf{X}, y_l)$ , **parameters**  $\alpha, \beta, \mathbf{T}$   
**Outputs:**  $\mathbf{w}, \theta$   
**Initialize:**  $\mathbf{w} \rightarrow \mathbf{w}_n, \theta \rightarrow \text{Randomly}$   
**while** *Stopping conditions not met* **do**  
    **Graph weight update**  
     $w^{t+1} = (w^t - (\nabla f_1(w^t) + \nabla f_2(w^t)))^+$   
    **GNN parameter update**  
    **for**  $t' = 1$  **to**  $T$  **do**  
         $\theta = (\theta - \nabla \mathcal{L}_{GNN}(\theta, \mathcal{A}\mathbf{w}^T, X, y_l))$   
    **end for**  
**end while**

---

the block majorization-minimization Razaviyayn et al. [2013], Kumar et al. [2020]. The block-MM approach is a highly successful framework for handling large-scale and non-convex optimization problems.

Collecting the variables  $\mathcal{X} = (\mathbf{w} \in \mathbb{R}^{n(n-1)/2}, \theta)$ , we develop a block MM-based algorithm that updates one variable at a time while keeping the other ones fixed. We now describe the update rules for the variables:

**Update of  $\theta$ :** For the update of the model parameters, we fix the weights  $\mathbf{w}$  and we learn the model parameters by solving the following optimization problem :

$$\min_{\theta} f(\theta) = \mathcal{L}_{GNN}(\theta, \mathcal{A}\mathbf{w}, X, y_l) \quad (15)$$

**Note:** In our experiments, We approximate the solution of the above problem by one-step gradient descent.

$$\theta = \theta - \eta' g \quad (16)$$

where  $\eta'$  is the learning rate and  $g$  is the gradient obtained using PyTorch autograd.

**Update of  $\mathbf{w}$ :** For the update of weight parameters, we fix the model parameters  $\theta$  and learn the weights by solving the following optimization problem:

$$\min_{\mathbf{w} \geq 0} \mathcal{L}_{nr}(\mathbf{w}, \Phi_n, X) + \mathcal{L}_{GNN}(\theta, \mathcal{A}\mathbf{w}, X, y_l) \quad (17)$$

With the help of the Graph Laplacian and Adjoint operators, we can rewrite the problem (17) as :

$$\min_{\mathbf{w} \geq 0} f(\mathbf{w}) = f_1(\mathbf{w}) + f_2(\mathbf{w}) \quad (18)$$

where  $f_1(\mathbf{w}) = \|\mathcal{L}\mathbf{w}\|_F^2 - \mathbf{c}^T \mathbf{w}$ ,  $f_2(\mathbf{w}) = \mathcal{L}_{GNN}$ , each  $\mathbf{w}_i \geq 0$ ,  $\mathbf{c} = \mathcal{L}^*[\Phi_n - \frac{\beta}{\alpha} X X^T]$ , where  $\mathcal{L}^*$  is adjoint operator. The function  $f_1(\mathbf{w})$  and  $f_2(\mathbf{w})$  can be approximated by the second order Taylor series as following Gao et al. [2021]:

$$\begin{aligned} g_1(\mathbf{w}|\mathbf{w}^{(t)}) &= f_1(\mathbf{w}^{(t)}) + (\mathbf{w} - \mathbf{w}^{(t)})^T \nabla f_1(\mathbf{w}^{(t)}) \\ &\quad + \frac{L_1}{2} \|\mathbf{w} - \mathbf{w}^{(t)}\|^2 \\ g_2(\mathbf{w}|\mathbf{w}^{(t)}) &= f_2(\mathbf{w}^{(t)}) + (\mathbf{w} - \mathbf{w}^{(t)})^T \nabla f_2(\mathbf{w}^{(t)}) \\ &\quad + \frac{L_2}{2} \|\mathbf{w} - \mathbf{w}^{(t)}\|^2 \end{aligned}$$

where  $L_1 = \|\mathcal{L}\|_2^2 = 2n$  and  $L_2$  are the Lipschitz constants for  $g_1$  and  $g_2$  respectively. We don't need a tight  $L_2$  to satisfy the approximation condition, any  $L_2' \geq L_2$  will work Kumar et al. [2020]. The new optimization problem can be formulated as :

$$\min_{\mathbf{w} \geq 0} g_1(\mathbf{w}|\mathbf{w}^{(t)}) + g_2(\mathbf{w}|\mathbf{w}^{(t)}) \quad (19)$$

Solving the optimization problem (19), We can get the update rule for the weight parameters as:

$$\mathbf{w}^{t+1} = \left( \mathbf{w}^t - \frac{1}{L_1 + L_2} (\nabla f_1(\mathbf{w}^t) + \nabla f_2(\mathbf{w}^t)) \right)^+ \quad (20)$$

where  $x^+ = \max(0, x)$ , the gradients  $\nabla f_1(\mathbf{w}) = \mathcal{L}^* \mathcal{L}(\mathbf{w}^t) - \mathbf{c}$  and we can use the pytorch autograd to get the gradients of  $f_2(\mathbf{w})$ . We summarize our joint optimization algorithm in 2.

**Note** that in algorithm 2, in each iteration the graph weights  $\mathbf{w}$  are updated once while we can update the model parameters as per our necessity but in most of our experiments except for Random Attack we have updated the model parameters only once, details of this can be found in our experiment section.

## 5 Experiments

In this section, we provide the experimental results of our defense framework against different kinds of adversarial attacks.

### 5.1 Setup:

We validate our framework on the most commonly used citation network datasets; Cora and Citeseer, the statistics of the datasets used are given in table 1. We compared our method with current state-of-the-art methods ProGNN Jin et al. [2020b], GNNGuard Zhang and Zitnik [2020] and a Two-Stage (preprocessing) method GCN-Jaccard Wu et al. [2019].

Table 1: Dataset Statistics. Following Zügner et al. [2018], Zügner and Gunnemann [2019], Entezari et al. [2020], we only consider the largest connected component (LCC).

Dataset	Nodes	Edges	Classes	Features
Cora	2,485	5,069	7	1,433
Citeseer	2,110	3,668	6	3,703

We followed the same experimental setup as Jin et al. [2020b]. We used the GCN architecture with two layers. For each graph we chose randomly 10% /10% /80% (train/valid/test) of nodes. The hyper-parameter tuning is done based on the validation data. We validate our algorithm on the following three attacks Targeted Attack(Nettack), Non-Targeted attack(Meta-self), and Random Attack:

- Targeted Attack: These attacks are done on the given subset of target nodes. We used state-of-the-art targeted attack *nettack* Zügner et al. [2018] for our experiments.
- Non-Targeted Attack: These attacks downgrade the overall performance of GNNs on the whole graph instead of focussing on subset of target nodes. We used variant(Meta-Self) of representative nontargeted attack *metattack* Zügner and Gunnemann [2019]
- Random Attack: In this attack we randomly add noise(fake Edges) to the clean graph structure.

We used deeprobust library Li et al. [2020] for the implementation of attacks and GCN architecture. The attack splits follows the Pro-GNN Jin et al. [2020b] i.e. For Nettack, the nodes in test set with degree greater than 10 are set as target node, and the number of perturbations on every target node is varied from 1 to 5 in the step of 1. For Metattack, the perturbation is varied from 0 to 25% with steps of 5%. For Random attack, random noises(addition of edges) from 0% to 100% were added with steps of 20%. We used the stochastic gradient descent(SGD) Optimizer for learning model parameters and weights with learning rate  $1e^{-3}$  and learning rate  $1e^{-2}$  respectively. For our two-stage framework, in the first stage, we used  $\sim 200$  Epochs to get the clean graph, and for second stage of learning GNN model parameters, we use early stopping with 200 epochs, and the rest of the settings same as Jin et al. [2020b]. For the Joint optimization framework (2), we have  $T = 1$  for all of our experiments except for random attack where we used  $T = 2$ . Here also, we used  $\sim 200$  Epochs. We used  $\beta$  according to the perturbation rate, as we increase the perturbation rate we may need a higher value for  $\beta$ , we used  $\beta$  in the range of  $0.1 - 0.5$  and fix  $\alpha = 1$ , we get the best hyper-parameter values by validating on the validation set.



Table 2: Meta-attack Experimental Results

Dataset	Ptb Rate(%)	GCN	GCN-Jaccard	ProGNN	GNNGuard	RWL-GNN (Two-Stage)	RWL-GNN (Joint)
Cora	0	83.50 $\pm$ 0.44	82.05 $\pm$ 0.51	82.98 $\pm$ 0.23	82.38 $\pm$ 1.23	83.62 $\pm$ 0.821	83.53 $\pm$ 0.54
	5	76.55 $\pm$ 0.79	79.13 $\pm$ 0.59	82.27 $\pm$ 0.45	78.96 $\pm$ 0.55	78.813 $\pm$ 0.95	79.81 $\pm$ 0.80
	10	70.39 $\pm$ 1.28	75.16 $\pm$ 0.76	79.03 $\pm$ 0.59	72.17 $\pm$ 2.01	79.015 $\pm$ 0.843	78.80 $\pm$ 0.81
	15	65.10 $\pm$ 0.71	71.03 $\pm$ 0.64	76.40 $\pm$ 1.27	68.71 $\pm$ 1.87	78.295 $\pm$ 0.862	78.01 $\pm$ 0.72
	20	59.56 $\pm$ 2.72	65.71 $\pm$ 0.89	73.32 $\pm$ 1.56	58.48 $\pm$ 1.59	78.294 $\pm$ 1.051	77.59 $\pm$ 0.60
	25	47.53 $\pm$ 1.96	60.82 $\pm$ 1.08	69.72 $\pm$ 1.69	53.19 $\pm$ 0.79	76.533 $\pm$ 0.72	75.62 $\pm$ 0.76
Citeseer	0	71.96 $\pm$ 0.55	72.10 $\pm$ 0.63	73.28 $\pm$ 0.69	71.15 $\pm$ 0.84	70.842 $\pm$ 0.454	71.52 $\pm$ 0.66
	5	70.88 $\pm$ 0.62	70.51 $\pm$ 0.97	72.93 $\pm$ 0.57	70.78 $\pm$ 0.68	71.103 $\pm$ 0.865	69.82 $\pm$ 0.54
	10	67.55 $\pm$ 0.89	69.54 $\pm$ 0.56	72.51 $\pm$ 0.75	66.04 $\pm$ 0.81	70.263 $\pm$ 1.015	69.15 $\pm$ 0.39
	15	64.52 $\pm$ 1.11	65.95 $\pm$ 0.94	72.03 $\pm$ 1.11	64.29 $\pm$ 1.29	68.453 $\pm$ 1.306	65.60 $\pm$ 0.81
	20	62.03 $\pm$ 3.49	59.30 $\pm$ 1.40	70.02 $\pm$ 2.28	58.80 $\pm$ 2.12	67.927 $\pm$ 1.231	65.44 $\pm$ 0.70
	25	56.94 $\pm$ 2.09	59.89 $\pm$ 1.47	68.95 $\pm$ 2.78	56.07 $\pm$ 2.65	71.433 $\pm$ 0.763	65.32 $\pm$ 0.74

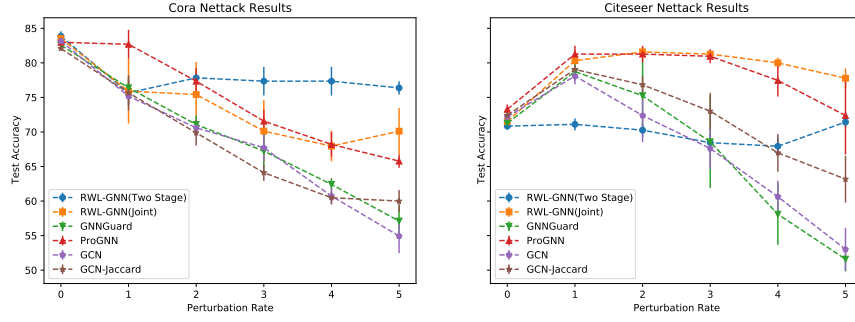


Figure 3: Results of Different models under Nettack

Table 3: Mettack results of Pro-GNN-two and RWL-GNN(Two-Stage) on Cora dataset

Dataset	Perturbation rate	Pro-GNN-two	RWL(Two-Stage)
Cora	0	73.31 $\pm$ 0.71	83.62 $\pm$ 0.821
	5	73.70 $\pm$ 1.02	78.813 $\pm$ 0.95
	10	73.69 $\pm$ 0.81	79.015 $\pm$ 0.843
	15	75.38 $\pm$ 1.10	78.295 $\pm$ 0.862
	20	73.22 $\pm$ 1.08	78.294 $\pm$ 1.051
	25	70.57 $\pm$ 0.61	76.533 $\pm$ 0.72

## 5.2 Results

We provide the node classification accuracy results with average of 10 runs (for Mettack) and 5 runs (for Nettack and Random) for Cora and Citeseer dataset under different attacks for different perturbation rate in Table 2, Fig. 3, 4. We also show our performance comparison with the two-stage variant of Pro-GNN Jin et al. [2020b] with our proposed two-stage framework in Table 3. From this, we can clearly see that our two-stage framework performs better with a good margin across all perturbation rates. Also, the number of epochs required for reaching the best accuracy is significantly less compared to Pro-GNN, for example, Nettack Pro-GNN(Joint) uses 1000 epochs to train to achieve good robustness but our algorithm(joint) can converge to best accuracy faster with only 200 epochs, similarly, for our two-stage framework, we require 200 epochs for stage 1 preprocessing, thus saving training time and making our algorithm faster. Note that the proposed frameworks outperform the others especially at higher perturbation by a large margin in most cases but in some cases, it underperforms compared to the other methods. In our future work, we will try to improve our framework by using different regularizations for learning better graph structure.

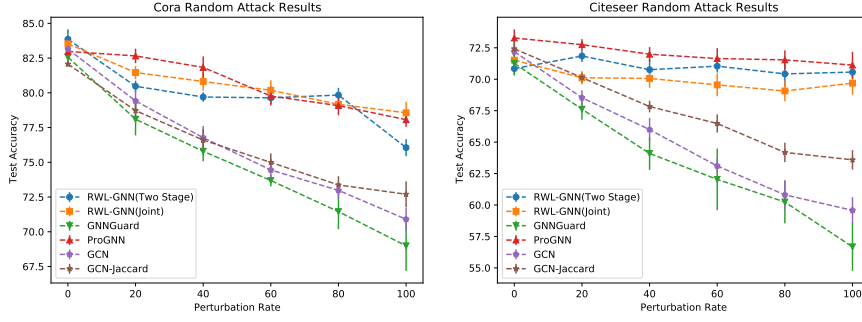


Figure 4: Results of Different models under Random Attack

Table 4: Runtime(in seconds) for 200 epochs of training on cora dataset

Method	Time(s)
GCN	2.17
GCN-Jaccard	12.32
GNNGuard	39.63
Pro-GNN	220.30
RWL-GNN(Joint)	90.90
RWL-GNN(Two-Stage)	18.55

### 5.3 Complexity and Runtime Analysis

The proposed framework RWL-GNN has very small computational overhead compared to other proposed defense methods and it can be easily used with the existing GNN architectures like GCN Kipf and Welling [2017], which have computational complexity of order  $\mathcal{O}(|\mathcal{V}| + |\mathcal{E}|)$ . The other defense mechanism like ProGNN Jin et al. [2020b], uses SVD Decomposition to get the low rank adjacency matrix which is costly ( $\mathcal{O}(|\mathcal{V}|^3)$ , in general). Table 4, shows a runtime comparison of the different methods for 200 iterations on Cora dataset. We can clearly see that our proposed framework RWL-GNN(Two-Stage) is faster compared with other defense methods except for GNN-Jaccard, and comparing the joint approaches: RWL-GNN(Joint) is faster compared to other joint approaches like Pro-GNN.

### 5.4 Convergence Analysis

**Two-Stage Framework Analysis:** We will now show that the limit of the  $\mathbf{w}_t$  in (12) satisfies KKT Conditions. The Lagrangian function of the problem (8) is :

$$L(\mathbf{w}, \mu) = \alpha \|\mathcal{L}\mathbf{w} - \Phi_n\|_F^2 + \beta \text{Tr}(\mathcal{L}\mathbf{w} X X^T) - \mu^T \mathbf{w}$$

where  $\mu$  is the dual variable. The KKT Conditions of  $\mathbf{w}$  for (8) and let  $\mathbf{w}^\infty$  be the limiting point :

$$\mathcal{L}^* \mathcal{L}(\mathbf{w}) - \mathcal{L}^*[\Phi_n - \frac{\beta}{\alpha} X X^T] - \frac{\beta}{\alpha} \mu = 0; \quad (21)$$

$$\mu^\top \mathbf{w} = 0; \quad (22)$$

$$\mathbf{w} \geq 0; \quad (23)$$

$$\mu \geq 0; \quad (24)$$

Also  $\mathbf{w}^\infty$  is dervied from KKT system of (12), so we get :

$$\mathbf{w}^\infty - (\mathbf{w}^\infty - \frac{1}{L_1}(\mathcal{L}^*(\Phi_n - \frac{\beta}{\alpha}XX^T)) - \mu_1 = 0 \quad (25)$$

where  $\mu_1$  is the KKT multiplier satisfying the constraints  $\mu_1 \geq 0$  and  $\mu_1 \mathbf{w}^\infty = 0$ . Simplifying the above expression we get :

$$\mathcal{L}^*\mathcal{L}(\mathbf{w}^\infty) - \mathcal{L}^*(\Phi_n - \frac{\beta}{\alpha}XX^T) - L_1\mu_1 = 0 \quad (26)$$

Comparing (21) and (26), we can see that by making  $L_1\mu_1 = \frac{\beta}{\alpha}\mu$ , the  $\mathbf{w}^\infty$  also satisfies the KKT Conditions.

## 6 Conclusion

In this work we proposed two computationally efficient frameworks for defending against poisonous attacks on Graph Neural Networks. The RWL-GNN (Two-Stage) framework cleans the graph structure first using weighted graph Laplacian, positive semidefiniteness, feature smoothness properties, and then learn the model parameters on the clean graph and in the RWL-GNN (joint) framework, we clean the graph and learn the GNN model parameters jointly. From the set of experiments, we show the efficacy of our algorithms and also we prove that our proposed two-stage framework converges to optimal weights. Our proposed frameworks are easily amenable to other existing GNN architectures also.

## References

- Haitham Ashoor, Xiaowen Chen, Wojciech Rosikiewicz, Jiahui Wang, Albert Wu Cheng, Ping Wang, Yijun Ruan, and Sheng Li. Graph embedding and unsupervised learning predict genomic sub-compartments from hic chromatin interaction data. *Nature Communications*, 11, 2020. 1
- Jinyin Chen, Huiling Xu, Jinhuan Wang, Qi Xuan, and Xuhong Zhang. Adversarial detection on graph structured data. PPMLP’20. Association for Computing Machinery, 2020. ISBN 9781450380881. 3
- HanJun Dai, Hui Li, Tian Tian, Xin Huang, L. Wang, Jun Zhu, and Le Song. Adversarial attack on graph structured data. In *ICML*, 2018. 2, 3
- Negin Entezari, Saba A. Al-Sayouri, Amirali Darvishzadeh, and Evangelos E. Papalexakis. All you need is low (rank): Defending against adversarial attacks on graphs. In *Proceedings of the 13th International Conference on Web Search and Data Mining, WSDM ’20*, page 169–177, New York, NY, USA, 2020. Association for Computing Machinery. ISBN 9781450368223. doi: 10.1145/3336191.3371789. URL <https://doi.org/10.1145/3336191.3371789>. 2, 5, 8
- Fuli Feng, Xiangnan He, Jie Tang, and Tat-Seng Chua. Graph adversarial training: Dynamically regularizing based on graph structure. *IEEE Transactions on Knowledge and Data Engineering*, 2019. 3
- Samuel G. Finlayson, Isaac S. Kohane, and Andrew Beam. Adversarial attacks against medical deep learning systems. *ArXiv*, abs/1804.05296, 2018. 2
- Ivan Fursov, Matvey Morozov, Nina Kaplounkhaya, Elizaveta Kovtun, Rodrigo Rivera-Castro, Gleb Gusev, Dmitry Babaev, Ivan Kireev, Alexey Zaytsev, and Evgeny Burnaev. Adversarial attacks on deep models for financial transaction records. In *Proceedings of the 27th ACM SIGKDD Conference on Knowledge Discovery & Data Mining, KDD ’21*, page 2868–2878, New York, NY, USA, 2021. Association for Computing Machinery. ISBN 9781450383325. doi: 10.1145/3447548.3467145. URL <https://doi.org/10.1145/3447548.3467145>. 2
- Zhan Gao, Elvin Isufi, and Alejandro Ribeiro. Stochastic graph neural networks. *IEEE Transactions on Signal Processing*, 69:4428–4443, 2021. 7
- Simon Geisler, Tobias Schmidt, Hakan cSirin, Daniel Zugner, Aleksandar Bojchevski, and Stephan Gunnemann. Robustness of graph neural networks at scale. *ArXiv*, abs/2110.14038, 2021. 3
- Justin Gilmer, Samuel S. Schoenholz, Patrick F. Riley, Oriol Vinyals, and George E. Dahl. Neural message passing for quantum chemistry, 2017. 1, 3
- Ian Goodfellow, Jonathon Shlens, and Christian Szegedy. Explaining and harnessing adversarial examples. *arXiv 1412.6572*, 12 2014. 1
- William L. Hamilton. Graph representation learning. *Synthesis Lectures on Artificial Intelligence and Machine Learning*, 14(3):1–159. 1
- William L. Hamilton, Rex Ying, and Jure Leskovec. Inductive representation learning on large graphs. In *Proceedings of the 31st International Conference on Neural Information Processing Systems, NIPS’17*, page 1025–1035. Curran Associates Inc., 2017. ISBN 9781510860964. 3
- Vassilis N. Ioannidis, Dimitris Berberidis, and Georgios B. Giannakis. Graphsac: Detecting anomalies in large-scale graphs. *ArXiv*, abs/1910.09589, 2019. 2
- Wei Jin, Yaxin Li, Han Xu, Yiqi Wang, Shuiwang Ji, Charu Aggarwal, and Jiliang Tang. Adversarial attacks and defenses on graphs: A review, a tool and empirical studies, 2020a. 2, 3
- Wei Jin, Yao Ma, Xiaorui Liu, Xianfeng Tang, Suhang Wang, and Jiliang Tang. Graph structure learning for robust graph neural networks, 2020b. 2, 3, 5, 8, 9, 10
- Thomas N. Kipf and Max Welling. Semi-supervised classification with graph convolutional networks, 2017. 3, 4, 10

- Sandeep Kumar, Jiayi Ying, José Vinícius de Miranda Cardoso, and Daniel P Palomar. A unified framework for structured graph learning via spectral constraints. *J. Mach. Learn. Res.*, 21(22): 1–60, 2020. 4, 5, 6, 7
- Yaxin Li, Wei Jin, Han Xu, and Jiliang Tang. Deeprobust: A pytorch library for adversarial attacks and defenses. *arXiv preprint arXiv:2005.06149*, 2020. 8
- Miller McPherson, Lynn Smith-Lovin, and James M. Cook. Birds of a feather: Homophily in social networks. *Review of Sociology*, 27:415–444, 2001a. 2, 5
- Miller McPherson, Lynn Smith-Lovin, and James M Cook. Birds of a feather: Homophily in social networks. *Annual Review of Sociology*, 27(1):415–444, 2001b. doi: 10.1146/annurev.soc.27.1.415. URL <https://doi.org/10.1146/annurev.soc.27.1.415>. 1
- Meisam Razaviyayn, Mingyi Hong, and Zhi-Quan Tom Luo. A unified convergence analysis of block successive minimization methods for nonsmooth optimization. *SIAM J. Optim.*, 23:1126–1153, 2013. 7
- Michael Schlichtkrull, Thomas N. Kipf, Peter Bloem, Rianne van den Berg, Ivan Titov, and Max Welling. Modeling relational data with graph convolutional networks, 2017. 2, 3
- Martin Slawski and Matthias Hein. Estimation of positive definite m-matrices and structure learning for attractive gaussian markov random fields. *Linear Algebra and its Applications*, 473:145–179, 2015. 4
- Ying Sun, Prabhu Babu, and Daniel P Palomar. Majorization-minimization algorithms in signal processing, communications, and machine learning. *IEEE Transactions on Signal Processing*, 65(3):794–816, 2016. 6
- Xianfeng Tang, Yandong Li, Yiwei Sun, Huaxiu Yao, Prasenjit Mitra, and Suhang Wang. Transferring robustness for graph neural network against poisoning attacks. *Proceedings of the 13th International Conference on Web Search and Data Mining*, 2020. 3
- Petar Veličković, Guillem Cucurull, Arantxa Casanova, Adriana Romero, Pietro Liò, and Yoshua Bengio. Graph Attention Networks. *International Conference on Learning Representations*, 2018. URL <https://openreview.net/forum?id=rJXMpikCZ>. 3
- Huijun Wu, Chen Wang, Yu. O. Tyshetskiy, Andrew Docherty, Kai Lu, and Liming Zhu. The vulnerabilities of graph convolutional networks: Stronger attacks and defensive techniques. *ArXiv*, abs/1903.01610, 2019. 3, 5, 8
- Keyulu Xu, Chengtao Li, Yonglong Tian, Tomohiro Sonobe, Ken ichi Kawarabayashi, and Stefanie Jegelka. Representation learning on graphs with jumping knowledge networks. *ArXiv*, abs/1806.03536, 2018a. 3
- Xiao-Jun Xu, Yue Yu, Bo Li, Le Song, Chengfeng Liu, and Carl A. Gunter. Characterizing malicious edges targeting on graph neural networks. 2018b. 2
- Xiang Yue, Zhen Wang, Jingong Huang, Srinivasan Parthasarathy, Soheil Moosavinasab, Yungui Huang, S. Lin, Wen Zhang, Ping Zhang, and Huan Sun. Graph embedding on biomedical networks: methods, applications and evaluations. *Bioinformatics*, 36:1241 – 1251, 2020. 1
- Hanqing Zeng, Hongkuan Zhou, Ajitesh Srivastava, Rajgopal Kannan, and Viktor K. Prasanna. Graphsaint: Graph sampling based inductive learning method. *ArXiv*, abs/1907.04931, 2020. 3
- Ao Zhang and Jinwen Ma. Defensevgae: Defending against adversarial attacks on graph data via a variational graph autoencoder. *ArXiv*, abs/2006.08900, 2020. 2
- Xiang Zhang and Marinka Zitnik. Gnnguard: Defending graph neural networks against adversarial attacks, 2020. 2, 3, 8
- Ziwei Zhang, Peng Cui, and Wenwu Zhu. Deep learning on graphs: A survey. *IEEE Transactions on Knowledge and Data Engineering*, 34:249–270, 2022. 1

Daniel Zugner and Stephan Gunnemann. Adversarial attacks on graph neural networks via meta learning. 2019. 3, 8

Daniel Zügner, Amir Akbarnejad, and Stephan Günnemann. Adversarial attacks on neural networks for graph data. *Proceedings of the 24th ACM SIGKDD International Conference on Knowledge Discovery & Data Mining*, 2018. 3, 8