

Asymptotic relative efficiency of the Kendall and Spearman correlation statistics

Iosif Pinelis

*Department of Mathematical Sciences
Michigan Technological University
Houghton, Michigan 49931
e-mail: ipinelis@mtu.edu*

Abstract: A necessary and sufficient condition for Pitman’s asymptotic relative efficiency (ARE) of the Kendall and Spearman correlation statistics for the independence test to be 1 is given, in terms of certain smoothness and nondegeneracy properties of the model. Corresponding easy to use and broadly applicable sufficient conditions are obtained, which are then illustrated on several known models of dependence. Effects of the presence or absence of the smoothness and/or nondegeneracy parts of the mentioned necessary and sufficient condition are demonstrated using certain specially constructed dependence models. A more general (than usual) version of Pitman’s ARE is developed, with broader and easier to check conditions of applicability. This version of the ARE, which is then used in the rest of the paper, may also be of value elsewhere.

Keywords and phrases: asymptotic relative efficiency, correlation statistics, Kendall’s statistic, Spearman’s statistic, nonparametric tests, tests of independence, association function, models of dependence, copulas.

Contents

1	Introduction	1
2	A general notion of the asymptotic relative efficiency	3
3	Kendall’s and Spearman’s correlation statistics and their asymptotic relative efficiency	5
4	General conditions sufficient for SND	8
5	ARE _{T,S} for specific models of dependence	9
	5.1 Some infinitely smooth models	9
	5.2 MICD models: <u>M</u> ixtures of <u>I</u> ndependence and <u>C</u> omplete <u>D</u> ependence	10
6	Proofs	15
	References	20

1. Introduction

The correlation statistics most commonly used in nonparametric tests of independence are Kendall’s T and Spearman’s S . How do they compare with each other in terms of efficiency?

Quoting from [17, page 844]:

As between $r_S [= S]$ and $t [= T]$ qua estimators, they are not really in general competition, for they are estimators of different population quantities. It may be noted that $\tau [= ET]$ is simpler to interpret than $\rho_S [= \frac{n+1}{n-2} ES - \frac{3}{n-2} ET \approx ES$ for large n]. Some authors consider it important that r_S is easier to compute than t .
[...]

On the grounds of simplicity of interpretation, reasonable sensitivity to form of distribution, and relative simplicity of sampling theory, I prefer the use of τ and t to that of ρ_S and r_S .

Kendall and Gibbons (1990) [13] argue that confidence intervals for Spearman’s S are less reliable and less interpretable than confidence intervals for Kendall’s T .

It is concluded in [3] that for the normal model “The Kendall correlation measure is more robust and slightly more efficient than Spearman’s rank correlation”.

Even though, as mentioned in the above quote from [17], S and T may not be in general competition as estimators, they can be compared as test statistics, especially in independence tests (but also, more generally, in testing the strength of an association). This comparison will be made in the present paper in terms of Pitman's asymptotic relative efficiency (ARE), introduced in [25] (as referenced in [9]). As noted in [29], "Pitman's result is equivalent to the use of estimating efficiency as a criterion"; some details on this will be given at the end of Section 2.

It is well known (see e.g. [17, page 844]) that, for the independence test for *normal* samples, the ARE of both T and S with respect (w.r.) to Pearson's sample correlation coefficient is $9/\pi^2 \approx 0.912$ and hence the ARE of T w.r. to S is 1. In [31], it was suggested based on plotting that, again in the normal model, the ARE of T w.r. to S is > 1 for all nonzero values of the true (population) correlation coefficient. This, and more, was actually proved in [23].

Farlie [4] considered dependence models given by the formula

$$F_\theta = F_0 + \theta\Delta, \quad (1.1)$$

where for each value of a real parameter θ , F_θ is a continuous joint cumulative distribution function (cdf) of a pair (X, Y) of real-valued random variables (r.v.'s) with marginal cdf's G and H , not depending on θ ;

$$F_0(x, y) = G(x)H(y), \quad (1.2)$$

so that $\theta = 0$ corresponds to the independence of X and Y ;

$$\Delta(x, y) = G(x)H(y)A(G(x))B(H(y)), \quad (1.3)$$

and A and B are some functions; here and elsewhere in the paper, x and y stand for arbitrary real numbers, unless otherwise indicated. Models of the form (1.1)–(1.2) may be referred to as *linear* models.

For the particular class of linear models with $\Delta(x, y)$ as in (1.3) with additional mild regularity assumptions on A and B , it follows from [4] that the ARE of T w.r. to S for the independence test is 1. Because a linear model is a local approximation of a model smooth w.r. to the parameter, and in view of the mentioned result for normal samples, one may conjecture that the ARE of T w.r. to S will "usually" be 1 for the independence test, at least for smooth enough models.

In this paper, it will be shown that this conjecture is mainly true. More specifically, for arbitrary continuous models of dependence, we shall provide a condition that is necessary and sufficient for the ARE of T w.r. to S for the independence test to be 1. This necessary and sufficient condition may actually be viewed as a conjunction of two conditions: (i) a certain degree of smoothness w.r. to the parameter θ and (ii) a certain degree of nondegeneracy.

To operate in full generality, we found it useful, and maybe even necessary, to present a more general and simple approach to Pitman's ARE. The resulting notion of ARE is, at least in some aspects, more broadly applicable. In particular, we require no specific rate of convergence of the alternative value of θ to the null value θ_0 – in contrast with e.g. [20], [12, Assumptions E and E', pages 57 and 59], [7, page 271], [14, §§25.5–25.6], where only alternatives of the form $\theta = \theta_0 + k/n^r$ were considered; here, k and $r > 0$ are real constants and n is the sample size. Also, our derivation of the expression for the ARE is actually simpler than known ones.

The rest of the paper is organized as follows.

In Section 2, we present the mentioned more general and simple approach to Pitman's ARE. As in all other relevant sources on the notion of Pitman's ARE, there we require a certain condition of uniform convergence to normality of the test statistics.

In Section 3, this uniform convergence for T and S is stated in Proposition 3.1, with explicit expressions for the corresponding asymptotic means and variances. The main result of this section and of the entire paper is Theorem 3.2, which provides the mentioned necessary and sufficient condition for the ARE of T w.r. to S for the independence test to be 1. It is

also explained in Section 3 that this necessary and sufficient condition may be viewed as a smoothness-and-nondegeneracy condition.

In Section 4, based on Theorem 3.2, we state a few easy to use sufficient conditions for the ARE of T w.r. to S for the independence test to be 1.

In Section 5.1, these sufficient conditions are illustrated on a few common infinitely smooth models of dependence: the mentioned “linear” model, including Farlie’s one; the bivariate normal (BVN) model; Plackett’s model; and Frank’s model. It appears that similar applications can be made for most, if not all, of the 22 particular models of dependence (copulas) listed in [19, Table 4.1], as well as for many other ones.

In Section 5.2, carefully selected/constructed specific models of dependence are considered to show effects of the presence or absence of the smoothness and/or nondegeneracy parts of the necessary and sufficient condition for the ARE of T w.r. to S for the independence test to be 1.

The necessary proofs are deferred to Section 6.

2. A general notion of the asymptotic relative efficiency

Let E, E_1, E_2, \dots be random elements of some measurable space, defined on another measurable space (Ω, \mathcal{A}) , and let $(P_\theta)_{\theta \in \Theta}$ be a parametric family of probability measures on (Ω, \mathcal{A}) such that the random elements E, E_1, E_2, \dots are i.i.d. w.r. to each of the probability measures P_θ with $\theta \in \Theta$; here the parameter space Θ is assumed to be an open interval on the real line \mathbb{R} . As usual, let E_θ and Var_θ denote the expectation and variance w.r. to the probability measure P_θ .

Suppose that for each $j = 1, 2$ and each natural n we have a statistic $T_{j,n}$, which is a function of E_1, \dots, E_n , such that

$$P_\theta(Z_{j,n}(\theta) \leq z) \xrightarrow{n \rightarrow \infty} \Phi(z) \quad (2.1)$$

uniformly in $z \in \mathbb{R}$ and $\theta \in \Theta_0$, where Φ is the standard normal cdf,

$$Z_{j,n}(\theta) := \frac{T_{j,n} - \mu_j(\theta)}{\sigma_j(\theta)/\sqrt{n}}, \quad (2.2)$$

Θ_0 is a neighborhood of a given point $\theta_0 \in \Theta$, and μ_j and σ_j are real-valued functions on Θ_0 such that

$$\sigma_j \text{ is continuous and strictly positive,} \quad (2.3)$$

whereas

$$(\mu_j(\theta) - \mu_j(\theta_0))(\theta - \theta_0) > 0 \text{ for all } \theta \in \Theta_0 \setminus \{\theta_0\}; \quad (2.4)$$

that is, $\mu_j(\theta) - \mu_j(\theta_0)$ is of the same sign as $\theta - \theta_0$ for all $\theta \in \Theta_0 \setminus \{\theta_0\}$.

One may refer to $\mu_j(\theta)$ and $\sigma_j(\theta)$ respectively as the asymptotic mean and the asymptotic standard deviation of the statistic $T_{j,n}$. Conditions (2.1) and (2.4) justify the use of the “asymptotic z -tests”

$$\delta_{j,n} := I\{Z_{j,n}(\theta_0) > z_\alpha\} \quad (2.5)$$

to test the null hypothesis $H_0: \theta = \theta_0$ versus the right-side alternative $H_0: \theta > \theta_0$, where $I\{\cdot\}$ denotes the indicator, $\alpha \in (0, 1)$, and $z_\alpha := \Phi^{-1}(1 - \alpha)$. In view of (2.1), the asymptotic size of these tests will be α ; that is,

$$E_{\theta_0} \delta_{j,n} = P_{\theta_0}(Z_{j,n}(\theta_0) > z_\alpha) \rightarrow \alpha$$

as $n \rightarrow \infty$; here and elsewhere in this paper, $j = 1, 2$.

Suppose now that $n_1 \in \mathbb{N}$, $n_2 \in \mathbb{N}$, and $\vartheta \in \Theta$ vary together so that $n_1 \rightarrow \infty$, $n_2 \rightarrow \infty$, $\vartheta \downarrow \theta_0$, and

$$E_\vartheta \delta_{j,n_j} = P_\vartheta(Z_{j,n_j}(\theta_0) > z_\alpha) \rightarrow 1 - \beta \quad (2.6)$$

for $j = 1, 2$, where $\beta \in (0, 1 - \alpha)$ is given; that is, the alternative value $\vartheta > \theta_0$ and the sample sizes n_1 and n_2 are such that the type II error probabilities for both tests δ_{1,n_1} and δ_{2,n_2} converge to the prescribed value β . One may note that the total of the prescribed limit error probabilities of both types, I and II, is assumed here to be less than 1: $\alpha + \beta < 1$.

By (2.2),

$$Z_{j,n_j}(\theta_0) = Z_{j,n_j}(\vartheta) \frac{\sigma_j(\vartheta)}{\sigma_j(\theta_0)} + \frac{\mu_j(\vartheta) - \mu_j(\theta_0)}{\sigma_j(\theta_0)/\sqrt{n_j}}.$$

Therefore, (2.6) can be rewritten as

$$P_\vartheta(Z_{j,n_j}(\vartheta) > z_{\alpha,\beta}) \rightarrow 1 - \beta, \quad \text{where} \quad z_{\alpha,\beta} := \left(z_\alpha - \frac{\mu_j(\vartheta) - \mu_j(\theta_0)}{\sigma_j(\theta_0)/\sqrt{n_j}} \right) \frac{\sigma_j(\theta_0)}{\sigma_j(\vartheta)}.$$

In view of the uniform convergence in (2.1), it is now easy to see that $z_{\alpha,\beta} \rightarrow z_{1-\beta}$. Also, by the condition $\vartheta \downarrow \theta_0$ and the continuity and positivity of σ_j , we have $\sigma_j(\vartheta) \rightarrow \sigma_j(\theta_0) > 0$. It follows that

$$\sqrt{n_j} \sim (z_\alpha - z_{1-\beta}) \frac{\mu_j(\vartheta) - \mu_j(\theta_0)}{\sigma_j(\theta_0)} \quad (2.7)$$

and hence

$$\frac{n_2}{n_1} \sim \frac{\sigma_2^2(\theta_0)}{\sigma_1^2(\theta_0)} \frac{(\mu_1(\vartheta) - \mu_1(\theta_0))^2}{(\mu_2(\vartheta) - \mu_2(\theta_0))^2}; \quad (2.8)$$

as usual, we write $A \sim B$ for $A/B \rightarrow 1$. Note that the latter displayed expression does not depend on α and β , as long as $\alpha > 0$, $\beta > 0$, and $\alpha + \beta < 1$. The condition $\alpha + \beta < 1$ is needed in order to have $z_\alpha - z_{1-\beta} > 0$ – because otherwise (2.7) cannot hold, in view of the conditions $\vartheta \downarrow \theta_0$, (2.4), and (2.3).

The above consideration justifies the following notion of the (right-side) asymptotic relative efficiency (ARE) of the sequence $T_1 := (T_{1,n})_{n=1}^\infty$ of statistics relative to the sequence $T_2 := (T_{2,n})_{n=1}^\infty$ at the point $\theta_0 \in \Theta$:

$$\text{ARE}_{T_1, T_2}(\theta_0) := \frac{\sigma_2^2(\theta_0)}{\sigma_1^2(\theta_0)} \lim_{\theta \downarrow \theta_0} \frac{(\mu_1(\theta) - \mu_1(\theta_0))^2}{(\mu_2(\theta) - \mu_2(\theta_0))^2} \quad (2.9)$$

if the latter limit exists (in $[0, \infty]$).

More generally, one can define the upper and lower versions of the ARE by replacing \lim in (2.9) by \limsup and \liminf , respectively.

Similarly, one can define the left-side and two-side versions of the ARE by replacing $\theta \downarrow \theta_0$ in (2.9) by $\theta \uparrow \theta_0$ and $\theta \rightarrow \theta_0$, respectively. In what follows, the two-side version of the ARE will be considered, unless otherwise indicated.

These definitions of the ARE are more general than known ones, and their applicability is more easily verified. Indeed, the only conditions imposed here in the derivation of (2.8) on the functions μ_j and σ_j in (2.1)–(2.2) are (2.3) and (2.4). These latter conditions may be compared with conditions A, B, C, D (or D') in [20], which involve derivatives of μ_j up to a certain order and a particular rate of ϑ approaching θ_0 ; as for our condition (2.1), it is essentially the same as condition D in [20].

On the other hand, if for $j = 1, 2$ and some natural k the functions μ_j are indeed k times differentiable at θ_0 and

$$\mu_j'(\theta_0) = \dots = \mu_j^{(k-1)}(\theta_0) = 0 < \mu_j^{(k)}(\theta_0) \quad (2.10)$$

(cf. condition A in [20]), then it follows from (2.9) that

$$\text{ARE}_{T_1, T_2}(\theta_0) = \frac{\sigma_2^2(\theta_0)}{\sigma_1^2(\theta_0)} \frac{\mu_1^{(k)}(\theta_0)^2}{\mu_2^{(k)}(\theta_0)^2}. \quad (2.11)$$

More generally, by the mean value theorem, it follows from the two-side version of (2.9) that

$$\text{ARE}_{T_1, T_2}(\theta_0) = \frac{\sigma_2^2(\theta_0)}{\sigma_1^2(\theta_0)} \lim_{\theta \rightarrow \theta_0} \frac{\mu_1'(\theta)^2}{\mu_2'(\theta)^2} \quad (2.12)$$

whenever this limit is well defined and exists, and similarly for the right- and left-side versions of the ARE. One may note here that, in view of the continuity of $\sigma_j(\theta)$ in θ , $\text{ARE}_{T_1, T_2}(\theta)$ is continuous in θ at $\theta = \theta_0$ whenever the limit in (2.12) is well defined and exists.

We shall see that, in one of the models to be considered later in this paper (namely, in what we shall refer to as the MICD AL model), the Noether-like condition (2.10) does not hold. In contrast, formula (2.12) appears to hold almost universally.

One may also note that, in contrast with formula (2.11), the definition (2.9) is invariant w.r. to any re-parametrization of the form $\tau = h(\theta)$, where h is any strictly increasing continuous function and τ is the new parameter, replacing θ .

For all these reasons, the general approach to the notion of ARE shown here may be useful elsewhere.

To satisfy condition (2.1) of uniform convergence to normality, one can use Berry–Esseen (BE)-type bounds. The importance, and the lack at the time, of such bounds was emphasized by Kiefer [15] in 1968. Since then, there has been significant progress in this direction. For instance, BE-type bounds of order $1/\sqrt{n}$ were obtained for U -statistics – see e.g. [16, 2]; for the Student statistic – see e.g. [1, 21]; for maximum likelihood estimators – see e.g. [18, 22]; and for general classes of nonlinear statistics – see e.g. [2, 24].

Definition (2.9) of the ARE, which is most suitable for comparisons of statistical tests, goes back to Pitman. This “testing” notion of the ARE is closely related to, and one may even say is essentially the same as, the notion of the ARE in statistical estimation. Indeed, consider the following heuristics. If (2.1) holds, then one will usually have $E_\theta T_{j,n} \approx \mu_j(\theta)$ and $\text{Var}_\theta T_{j,n} \approx \sigma_j(\theta)^2/n$ (for large n). So, if $\mu_j(\theta)$ is strictly increasing and smooth enough in θ , then for $\tilde{T}_{j,n} := \mu_j^{-1}(T_{j,n})$ one will have $E_\theta \tilde{T}_{j,n} \approx \theta$ (so that $\tilde{T}_{j,n}$ is an asymptotically unbiased estimator of θ) and

$$\text{Var}_\theta \tilde{T}_{j,n} \approx (\mu_j^{-1})'(\mu_j(\theta))^2 \frac{\sigma_j(\theta)^2}{n} = \frac{1}{\mu_j'(\theta)^2} \frac{\sigma_j(\theta)^2}{n},$$

by the delta method (see e.g. [24]). Thus, the “estimation ARE” (see e.g. [30])

$$\lim_{n \rightarrow \infty} \frac{\text{Var}_\theta \tilde{T}_{2,n}}{\text{Var}_\theta \tilde{T}_{1,n}}$$

is in agreement with the expressions (2.11) (for $k = 1$), (2.12), and (2.9) for the “testing” ARE.

3. Kendall's and Spearman's correlation statistics and their asymptotic relative efficiency

From now on, the random elements E, E_1, E_2, \dots , introduced in the beginning of Section 2, will be

$$\text{i.i.d. random points } P := (X, Y), \quad P_1 := (X_1, Y_1), \quad P_2 := (X_2, Y_2), \quad \dots \quad (3.1)$$

in \mathbb{R}^2 , that is, pairs of real-valued r.v.'s. For each natural n , let

$$\mathbf{X}_n := (X_1, \dots, X_n) \quad \text{and} \quad \mathbf{Y}_n := (Y_1, \dots, Y_n).$$

To avoid complications resulting from ties between observations, we shall assume that for each $\theta \in \Theta$ the distribution of (X, Y) is continuous, in the sense that the joint cdf F_θ defined by the formula

$$F_\theta(x, y) := P_\theta(X \leq x, Y \leq y) \quad (3.2)$$

for real x, y is continuous; this is equivalent to the continuity of the marginal cdf's G_θ and H_θ of X and Y , defined by the conditions

$$G_\theta(x) := \mathbb{P}_\theta(X \leq x) \quad \text{and} \quad H_\theta(y) := \mathbb{P}_\theta(Y \leq y) \quad (3.3)$$

for real x, y . Any equality between r.v.'s will be understood as taking place almost surely w.r. to the probability measures \mathbb{P}_θ for all $\theta \in \Theta$.

Kendall's difference sign correlation statistic is defined by the formula

$$T_n := \binom{n}{2}^{-1} \sum_{1 \leq i < j \leq n} \text{sign}(X_i - X_j)(Y_i - Y_j). \quad (3.4)$$

Thus, T_n is a U-statistic (of the form (6.2)) and hence the mentioned BE-type bounds for U-statistics are directly applicable to T_n .

For $n \geq 3$, consider also Spearman's rank correlation statistic

$$S_n := \frac{\sum_{i=1}^n [R_i(\mathbf{X}_n) - (n+1)/2][R_i(\mathbf{Y}_n) - (n+1)/2]}{\sqrt{\sum_{i=1}^n [R_i(\mathbf{X}_n) - (n+1)/2]^2} \sqrt{\sum_{i=1}^n [R_i(\mathbf{Y}_n) - (n+1)/2]^2}}, \quad (3.5)$$

which is obtained from Pearson's sample correlation coefficient by the replacing the X_i 's and Y_i 's with their respective ranks

$$R_i(\mathbf{X}_n) = 1 + \sum_{j=1}^n \mathbb{1}\{X_i > X_j\} \quad \text{and} \quad R_i(\mathbf{Y}_n) = 1 + \sum_{k=1}^n \mathbb{1}\{Y_i > Y_k\}. \quad (3.6)$$

Since each of the sets $\{R_1(\mathbf{X}_n), \dots, R_n(\mathbf{X}_n)\}$ and $\{R_1(\mathbf{Y}_n), \dots, R_n(\mathbf{Y}_n)\}$ coincides with the set $\{1, \dots, n\}$, the expression for S_n in (3.5) can be simplified:

$$S_n = \frac{12}{n(n^2 - 1)} \sum_{i=1}^n R_i(\mathbf{X}_n) R_i(\mathbf{Y}_n) - 3 \frac{n+1}{n-1}.$$

In view of considerations in [10, Section 9(e)] and [11, Section 5c], S_n is also a U-statistic (of the form (6.2)), but with a kernel h depending on n . Therefore, it appears preferable here to approximate S_n by a U-statistic with a kernel not depending on n – as will be done in the proof of Proposition 3.1.

Proposition 3.1. *Condition (2.1)–(2.2) holds with $T_{1,n} = T_n$, $T_{2,n} = S_n$,*

$$\mu_1(\theta) = \mu_T(\theta) := 4 \mathbb{E}_\theta F_\theta(X, Y) - 1, \quad (3.7)$$

$$\sigma_1^2(\theta) = \sigma_T^2(\theta) := 16 \text{Var}_\theta (2F_\theta(X, Y) - G_\theta(X) - H_\theta(Y)) \quad (3.8)$$

$$\mu_2(\theta) = \mu_S(\theta) := 12 \mathbb{E}_\theta G_\theta(X) H_\theta(Y) - 3, \quad (3.9)$$

$$\begin{aligned} \sigma_2^2(\theta) = \sigma_S^2(\theta) := & 144 \text{Var}_\theta \left((1 - G_\theta(X))(1 - H_\theta(Y)) \right. \\ & \left. + \int_{\mathbb{R}} F_\theta(X, y) dH_\theta(y) + \int_{\mathbb{R}} F_\theta(x, Y) dG_\theta(x) \right) \end{aligned} \quad (3.10)$$

uniformly in $z \in \mathbb{R}$ and $\theta \in \Theta_0$, for any $\Theta_0 \subseteq \Theta$ such that

$$\min_{j=1,2} \inf_{\theta \in \Theta_0} \sigma_j^2(\theta) > 0. \quad (3.11)$$

All necessary proofs are deferred to Section 6.

Consider the association function $a_\theta: \mathbb{R}^2 \rightarrow \mathbb{R}$ between the r.v.'s X and Y defined by the formula

$$a_\theta(x, y) := \mathbb{P}_\theta(X \leq x, Y \leq y) - \mathbb{P}_\theta(X \leq x) \mathbb{P}_\theta(Y \leq y) = F_\theta(x, y) - G_\theta(x)H_\theta(y) \quad (3.12)$$

for real x, y ; cf. (3.2) and (3.3). Obviously, $a_\theta = 0$ if and only if X and Y are independent w.r. to the probability measure \mathbb{P}_θ . The cases $a_\theta \geq 0$ and $a_\theta \leq 0$ may then be referred to as the cases of positive and negative dependence between X and Y w.r. to \mathbb{P}_θ .

Note that the values of the statistics T_n and S_n do not change if $X_1, \dots, X_n, Y_1, \dots, Y_n$ are replaced by $\psi_1(X_1), \dots, \psi_1(X_n), \psi_2(Y_1), \dots, \psi_2(Y_n)$, respectively, where ψ_1 and ψ_2 are any strictly increasing functions. Moreover, with the already assumed convention that any equality between r.v.'s will be understood almost surely w.r. to \mathbb{P}_θ for all $\theta \in \Theta$, we see that the statistics T_n and S_n do not change if $X_1, \dots, X_n, Y_1, \dots, Y_n$ are replaced by $G_\theta(X_1), \dots, G_\theta(X_n), H_\theta(Y_1), \dots, H_\theta(Y_n)$, respectively. This follows because (w.r. to \mathbb{P}_θ) the r.v.'s $G_\theta(X_i)$ and $H_\theta(Y_j)$ have the uniform distribution $\mathcal{U}[0, 1]$ on the interval $[0, 1]$, which is of course continuous.

Therefore, we may, and indeed will, assume in the rest of the paper that the marginal cdf's G_θ and H_θ do not depend on θ :

$$G_\theta = G \quad \text{and} \quad H_\theta = H \quad (3.13)$$

for some cdf's G and H and for all $\theta \in \Theta$. In particular, if each of the cdf's G and H coincides with the cdf of $\mathcal{U}[0, 1]$, then F_θ is a copula; a systematic treatment of copulas is given in [19].

Further, let us assume that $0 \in \Theta$ and

$$F_0(x, y) = G(x)H(y) \quad (3.14)$$

for all real x and y ; that is, the hypothesis that $\theta = 0$ means that the r.v.'s X and Y are independent.

We are now ready to state the main result:

Theorem 3.2. *Suppose that $T_{1,n} = T_n$, $T_{2,n} = S_n$. Suppose also that conditions (2.3) and (2.4) hold for $\theta_0 = 0$, some neighborhood Θ_0 of 0, and $\mu_1(\theta), \sigma_1^2(\theta), \mu_2(\theta), \sigma_2^2(\theta)$ as in Proposition 3.1. Finally, suppose that conditions (3.13) and (3.14) hold as well. Then the following conditions are equivalent to one another:*

- (I) $\text{ARE}_{T,S}(0) = 1$;
- (II) $\frac{\mathbb{E}_\theta a_\theta(X, Y)}{\mathbb{E}_0 a_\theta(X, Y)} \xrightarrow{\theta \rightarrow 0} 1$;
- (III) $\frac{\int_{\mathbb{R}^2} (F_\theta - F_0) d(F_\theta - F_0)}{\int_{\mathbb{R}^2} (F_\theta - F_0) dF_0} \xrightarrow{\theta \rightarrow 0} 0$; that is, $\frac{\int_{\mathbb{R}^2} a_\theta d a_\theta}{\int_{\mathbb{R}^2} a_\theta d F_0} \xrightarrow{\theta \rightarrow 0} 0$.

Remark 3.3. Condition (2.4) will be used in the proof of Theorem 3.2 only to obtain the implication (I) \implies (II) in the statement of Theorem 3.2; cf. (6.20). So, the implications (II) \iff (III) \implies (I) in the statement of Theorem 3.2 will hold even without condition (2.4). However, condition (2.4) is needed to justify the use of the ‘‘asymptotic z -tests’’ (2.5).

Remark 3.4. The numerator, $\int_{\mathbb{R}^2} (F_\theta - F_0) d(F_\theta - F_0)$, of the ratio in condition (III) of Theorem 3.2 is a quadratic form in $F_\theta - F_0$, and so, this numerator is $O(\theta^2)$ if F_θ is smooth enough in θ in an appropriate sense. On the other hand, the denominator, $\int_{\mathbb{R}^2} (F_\theta - F_0) dF_0$, of that ratio is asymptotically proportional to θ (as $\theta \rightarrow 0$) if e.g. the derivative of $\int_{\mathbb{R}^2} F_\theta dF_0$ in θ at $\theta = 0$ exists and is nonzero. Thus, condition (III) of Theorem 3.2 will be ‘‘typically’’ satisfied. So, ‘‘typically’’ one will have $\text{ARE}_{T,S}(0) = 1$. It is also clear from this consideration that condition (III), and hence condition (I), of Theorem 3.2 may fail to hold if the denominator $\int_{\mathbb{R}^2} (F_\theta - F_0) dF_0$ is degenerate in the sense that the derivative of $\int_{\mathbb{R}^2} F_\theta dF_0$ in θ at $\theta = 0$ exists but equals 0. Thus, we shall refer to condition (III) as the smoothness-and-nondegeneracy (SND) condition. This remark will be elaborated on in Section 4 and illustrated in Section 5.

4. General conditions sufficient for SND

In this section, we shall present general and usually easy to verify general conditions sufficient for SND and hence for $\text{ARE}_{T,S}(0) = 1$. Some of these results will be used in Section 5 concerning specific models of dependence.

First here, let us formalize the part of Remark 3.4 concerning the nondegeneracy. The following proposition provides sufficient conditions for the denominator of the ratio in condition (III) in Theorem 3.2 to approach 0 *no faster* than a nonzero constant multiple of θ as $\theta \rightarrow 0$.

Proposition 4.1. *If*

$$\left(\frac{d}{d\theta} \int_{\mathbb{R}^2} F_\theta dF_0 \right) \Big|_{\theta=0} \neq 0 \quad (4.1)$$

or

$$\int_{\mathbb{R}^2} \left(\frac{d}{d\theta} F_\theta \Big|_{\theta=0} \right) dF_0 \neq 0, \quad (4.2)$$

then

$$\liminf_{\theta \rightarrow 0} \left| \frac{1}{\theta} \int_{\mathbb{R}^2} (F_\theta - F_0) dF_0 \right| > 0. \quad (4.3)$$

In the rest of this section, various conditions sufficient for the numerator of the ratio in condition (III) in Theorem 3.2 to approach 0 *faster* than a nonzero constant multiple of θ as $\theta \rightarrow 0$ will be given. Thus, using propositions in the rest of this section together with Proposition 4.1, one will have various sufficient conditions for SND and hence for $\text{ARE}_{T,S}(0) = 1$.

The following proposition is obvious.

Proposition 4.2. *Consider the variation distance*

$$d(\theta) := \|F_\theta - F_0\| := \int_{\mathbb{R}^2} |d(F_\theta - F_0)| \quad (4.4)$$

and the Kolmogorov distance

$$\rho(\theta) := \sup_{(x,y) \in \mathbb{R}^2} |F_\theta(x,y) - F_0(x,y)|$$

between the cdf's F_θ and F_0 . Then

$$\frac{1}{\theta} \int_{\mathbb{R}^2} (F_\theta - F_0) d(F_\theta - F_0) \xrightarrow{\theta \rightarrow 0} 0 \quad (4.5)$$

whenever

$$\frac{1}{\theta} d(\theta) \rho(\theta) \xrightarrow{\theta \rightarrow 0} 0. \quad (4.6)$$

So, one has SND and hence $\text{ARE}_{T,S}(0) = 1$ if conditions (4.3) and (4.6) hold.

Since $\rho(\theta) \leq d(\theta)$, we immediately have

Corollary 4.3. *If $d(\theta)^2 = \|F_\theta - F_0\|^2 = o(|\theta|)$ as $\theta \rightarrow 0$ and condition (4.3) holds, then $\text{ARE}_{T,S}(0) = 1$.*

Remark 4.4. Suppose that μ is a (nonnegative) measure on $\mathcal{B}(\mathbb{R}^2)$ and that F_θ is absolutely continuous w.r. to μ with density f_θ for all $\theta \in \Theta_0$. By the Scheffé theorem [27], one then has $\|F_\theta - F_0\| \xrightarrow{\theta \rightarrow 0} 0$ whenever

$$f_\theta \xrightarrow{\theta \rightarrow 0} f_0 \quad (4.7)$$

μ -almost surely.

A stronger version of condition (4.7) is sufficient for (4.5):

Proposition 4.5. *Suppose that μ is a finite (nonnegative) measure on $\mathcal{B}(\mathbb{R}^2)$ and that F_θ is absolutely continuous w.r. to μ with density f_θ for $\theta \in \Theta_0$ such that*

$$\limsup_{\theta \rightarrow 0} \frac{\|f_\theta - f_0\|_\infty}{|\theta|} < \infty, \quad (4.8)$$

where $\|\cdot\|_\infty$ is the norm on the Lebesgue space $L^\infty(\mathbb{R}^2, \mu)$. Then (4.5) holds. So, $\text{ARE}_{T,S}(0) = 1$ if condition (4.3) holds as well.

Immediately from Proposition 4.5, we deduce

Corollary 4.6. *Suppose that μ is a finite (nonnegative) measure on $\mathcal{B}(\mathbb{R}^2)$ and that F_θ is absolutely continuous w.r. to μ with density f_θ for $\theta \in \Theta_0$ such that $\frac{\partial}{\partial \theta} f_\theta(x, y)$ is uniformly bounded over $\theta \in \Theta_0$ and $(x, y) \in \mathbb{R}^2$. Then (4.5) holds. So, $\text{ARE}_{T,S}(0) = 1$ if condition (4.3) holds as well.*

Proposition 4.7. *If $F_\theta(x, y)$ is differentiable in θ at $\theta = 0$ uniformly over $(x, y) \in \mathbb{R}^2$ and $\frac{\partial}{\partial \theta} F_\theta|_{\theta=0}$ is continuous and bounded, then (4.5) holds. So, $\text{ARE}_{T,S}(0) = 1$ if (4.3) holds as well.*

Immediately from Proposition 4.7, we deduce

Corollary 4.8. *If $\frac{\partial}{\partial \theta} F_\theta(x, y)$ and $\frac{\partial^2}{\partial \theta^2} F_\theta(x, y)$ are uniformly bounded over $\theta \in \Theta_0$ and $(x, y) \in \mathbb{R}^2$, then (4.5) holds. So, $\text{ARE}_{T,S}(0) = 1$ if (4.3) holds as well.*

5. $\text{ARE}_{T,S}$ for specific models of dependence

5.1. Some infinitely smooth models

The simplest of such models is the “**linear**” model given by formulas (1.1)–(1.2); Farlie’s condition (1.3) need not be assumed here. It then follows immediately by Proposition 4.2 that for the “linear” model we have $\text{ARE}_{T,S}(0) = 1$ whenever $\int_{\mathbb{R}^2} \Delta dF_0 \neq 0$. In particular, this yields the result by Farlie [4], mentioned in the introduction.

Next, let us consider the **bivariate normal (BVN) model**. That is, here it is assumed that the pair (X, Y) is BVN with zero means, unit variances, and correlation coefficient $\theta \in (-1, 1)$. Letting now the measure μ in Corollary 4.6 stand (say) for the standard BVN distribution (with zero means, unit variances, and correlation coefficient 0), we see that (4.5) holds. Next, using standard sufficient conditions for differentiation under the integral sign with respect to a parameter (see e.g. [5, Theorem 2.27b]), for all real x, y we have

$$\begin{aligned} \frac{d}{d\theta} F_\theta(x, y) \Big|_{\theta=0} &= \int_{-\infty}^x du \int_{-\infty}^y dv \frac{d}{d\theta} g_\theta(u, v) \Big|_{\theta=0} \\ &= \int_{-\infty}^x du \int_{-\infty}^y dv uv \varphi(u) \varphi(v) = \varphi(x) \varphi(y) > 0, \end{aligned}$$

where g_θ is the joint pdf of the pair (X, Y) and φ is the standard normal pdf. So, condition (4.2) holds. Thus, by Proposition 4.1 and Corollary 4.6, we confirm that $\text{ARE}_{T,S}(0) = 1$ for the BVN model.

Consider now **Plackett’s model** [26] given by the equation

$$F_\theta(x, y) - G(x)H(y) = \theta (G(x) - F_\theta(x, y))(H(y) - F_\theta(x, y)) \quad (5.1)$$

for real $\theta > -1$ and all real x, y . Plackett [26] showed that, for any given real $\theta > -1$ and x, y , equation (5.1) has a single root $F_\theta(x, y)$ satisfying the Fréchet [8] necessary conditions

$$\max(0, G(x) + H(y) - 1) \leq F_\theta(x, y) \leq \min(G(x), H(y)).$$

Equation (5.1) is quadratic in $F_\theta(x, y)$, and the mentioned single root is given by the formula

$$F_\theta = C_{P;\theta}(G, H) := \frac{2(\theta + 1)GH}{1 + \theta(G + H) + \sqrt{1 + 2\theta(G + H - 2GH) + \theta^2(G - H)^2}}. \quad (5.2)$$

In particular, $\theta = 0$ corresponds to the independence, in accordance with (3.14). It is clear that F_θ is infinitely smooth in θ in a neighborhood Θ_0 of 0. Also,

$$\frac{d}{d\theta} F_\theta \Big|_{\theta=0}(x, y) = (1 - G(x))G(x)(1 - H(y))H(y), \quad (5.3)$$

so that the integral in (4.2) is

$$\int_{\mathbb{R}} (1 - G)G \, dG \int_{\mathbb{R}} (1 - H)H \, dH = \left(\frac{1}{6}\right)^2 \neq 0.$$

Thus, by Corollary 4.8, $\text{ARE}_{T,S}(0) = 1$ for Plackett's model.

For each real $\theta > -1$, the function $C_{P;\theta}$ defined by (5.2) is a copula. A large number of examples of smooth one-parameter families of copulas can be found in [19], every one of them representing a model of dependence; in particular, see [19, Table 4.1]. It appears that for most, if not all, of those models one will have $\text{ARE}_{T,S}(0) = 1$.

For instance, **Frank's model** [6] is given by the formula

$$F_\theta = C_{F;\theta}(G, H) := -\frac{1}{\theta} \ln \left(1 - \frac{(1 - e^{-\theta G})(1 - e^{-\theta H})}{1 - e^{-\theta}} \right) \quad (5.4)$$

for $\theta \in \mathbb{R} \setminus \{0\}$, with $F_0 = GH$, by continuity, so that (3.14) holds; cf. [19, Table 4.1, page 116, formula (4.2.5)]. In this case as well, F_θ is infinitely smooth in θ , and

$$\frac{d}{d\theta} F_\theta \Big|_{\theta=0}(x, y) = \frac{1}{2} (1 - G(x))G(x)(1 - H(y))H(y);$$

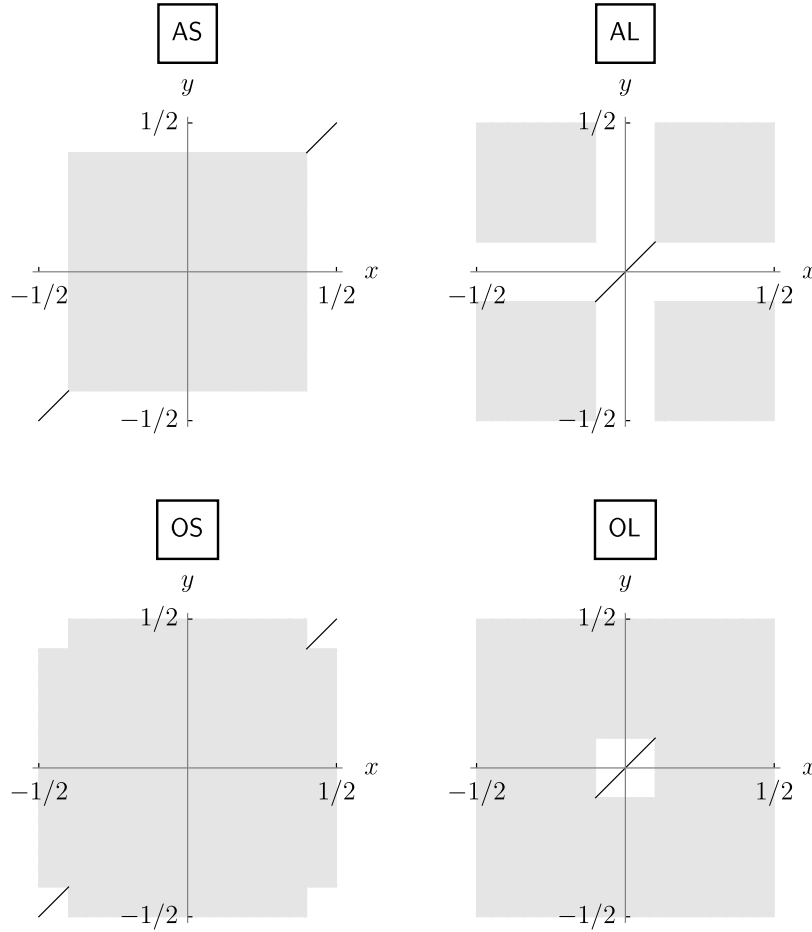
cf. (5.3). Thus, by Corollary 4.8, $\text{ARE}_{T,S}(0) = 1$ for Frank's model as well.

5.2. MICD models: Mixtures of Independence and Complete Dependence

Here we shall introduce four models of dependence: AS, AL, OS, and OL. In each of these models, the distribution of the random point (X, Y) is a mixture of the uniform distribution on a finite union A of (at most four) rectangles with sides parallel to the coordinate axes and the uniform distribution on the union B of (at most two) segments of a straight line. The sets $A = A_\theta^{\text{mod}}$ and $B = B_\theta^{\text{mod}}$ are subsets of the square $[-\frac{1}{2}, \frac{1}{2}]^2$ that depend on the choice $\text{mod} \in \{\text{AS}, \text{AL}, \text{OS}, \text{OL}\}$ of an MICD model and on the value of the parameter $\theta \in [-1, 1]$, as follows:

$$\begin{aligned} A_\theta^{\text{AS}} &= \{(x, y) \in [-\frac{1}{2}, \frac{1}{2}]^2 : |x| \leq \frac{1-\theta}{2} \text{ and } |y| \leq \frac{1-\theta}{2}\}, \\ A_\theta^{\text{OS}} &= \{(x, y) \in [-\frac{1}{2}, \frac{1}{2}]^2 : |x| \leq \frac{1-\theta}{2} \text{ or } |y| \leq \frac{1-\theta}{2}\}, \\ A_\theta^{\text{AL}} &= \{(x, y) \in [-\frac{1}{2}, \frac{1}{2}]^2 : |x| \geq \frac{\theta}{2} \text{ and } |y| \geq \frac{\theta}{2}\}, \\ A_\theta^{\text{OL}} &= \{(x, y) \in [-\frac{1}{2}, \frac{1}{2}]^2 : |x| \geq \frac{\theta}{2} \text{ or } |y| \geq \frac{\theta}{2}\}, \\ B_\theta^{\text{AS}} &= B_\theta^{\text{OS}} = \{(x, x) : \frac{1-\theta}{2} \leq |x| \leq \frac{1}{2}\}, \\ B_\theta^{\text{AL}} &= B_\theta^{\text{OL}} = \{(x, x) : |x| \leq \frac{\theta}{2}\} \end{aligned}$$

for $\theta \in [0, 1]$; for $\theta \in [-1, 0)$ we only need to replace (x, x) in the above definitions of the sets B_θ^{mod} by $(x, -x)$.

FIG 1. Support sets for the MICD models with $\theta = 2/10$.

The first letter (A or O) in the symbols AS, AL, OS, and OL refers to the use of “and” or “or” in the above definitions of the sets $A = A_\theta^{\text{mod}}$, whereas the second letter (S or L) in those symbols refers to the use of \leq (“smaller values”) or \geq (“larger values”) in the those definitions. The support sets $A_\theta^{\text{mod}} \cup B_\theta^{\text{mod}}$ for $\text{mod} \in \{\text{AS}, \text{AL}, \text{OS}, \text{OL}\}$ and $\theta = 2/10$ are shown in Fig. 1.

The definitions of the four MICD models are now completed by the condition that in each of these models the marginal distributions of X and Y be $\mathcal{U}[-\frac{1}{2}, \frac{1}{2}]$, that is, uniform on the interval $[-\frac{1}{2}, \frac{1}{2}]$.

Thus, for each model $\text{mod} \in \{\text{AS}, \text{AL}, \text{OS}, \text{OL}\}$ and each $\theta \in [-1, 1]$, the cdf F_θ^{mod} of the distribution of the random point (X, Y) is a mixture of the cdf $F_{A_\theta^{\text{mod}}}$ of the uniform distribution on the set A_θ^{mod} and the cdf $F_{B_\theta^{\text{mod}}}$ of the uniform distribution on the set B_θ^{mod} :

$$F_\theta^{\text{mod}} = (1 - w_\theta^{\text{mod}})F_{A_\theta^{\text{mod}}} + w_\theta^{\text{mod}}F_{B_\theta^{\text{mod}}}, \quad (5.5)$$

where $w_\theta^{\text{mod}} := |\theta|$ if mod is one of the two “and” models, AS or AL, whereas $w_\theta^{\text{mod}} := \theta^2$ if mod is one of the two “or” models, OS or OL. So, indeed in each of the MICD models the distribution of the random point (X, Y) is a mixture of (at most four) distributions of random points with independent coordinates and the distribution of a random point on a straight line $y = x$ or $y = -x$, so that the coordinates of the latter random point are completely dependent of each other.

Of course, in each of the MICD models the value $\theta = 0$ corresponds to the independence of X and Y .

One may note here that mixtures of uniform distributions over rectangles were briefly discussed, in similar contexts, on pages 821 and 834 of [17]. Mixtures of distributions over (not necessarily straight) lines were considered on pages 829–832 there; see also e.g. [28] and references therein.

The four MICD models may appear quite similar in spirit. However, as we will see, their ARE properties are very different.

Analytically, the MICD models can be defined by the following formulas for the expected values of functions of the random point (X, Y) :

$$\begin{aligned}
\mathbb{E}_\theta^{\text{AS}} g(X, Y) &= \frac{1}{1-\theta} \int_{[-(1-\theta)/2, (1-\theta)/2]^2} du dv g(u, v) \\
&\quad + \int_{[-1/2, -(1-\theta)/2] \cup [(1-\theta)/2, 1/2]} du g(u, u), \\
\mathbb{E}_\theta^{\text{OS}} g(X, Y) &= \int_{[-1/2, 1/2]^2} du dv g(u, v) (1 - \mathbb{I}\{|u| \wedge |v| > (1-\theta)/2\}) \\
&\quad + \theta \int_{[-1/2, -(1-\theta)/2] \cup [(1-\theta)/2, 1/2]} du g(u, u), \\
\mathbb{E}_\theta^{\text{AL}} g(X, Y) &= \frac{1}{1-\theta} \int_{[-1/2, 1/2]^2} du dv g(u, v) \mathbb{I}\{|u| \wedge |v| > \theta/2\} \\
&\quad + \int_{[-\theta/2, \theta/2]} du g(u, u), \\
\mathbb{E}_\theta^{\text{OL}} g(X, Y) &= \int_{[-1/2, 1/2]^2} du dv g(u, v) (1 - \mathbb{I}\{|u| \vee |v| < \theta/2\}) \\
&\quad + \theta \int_{[-\theta/2, \theta/2]} du g(u, u), \tag{5.6}
\end{aligned}$$

where g is any bounded or nonnegative Borel-measurable function and $\mathbb{E}_\theta^{\text{mod}}$ denotes the expectation for model $\text{mod} \in \{\text{AS}, \text{AL}, \text{OS}, \text{OL}\}$ and $\theta \in [0, 1]$; for $\theta \in [-1, 0)$ we need to replace (u, v) and (u, u) in these expressions by $(u, -v)$ and $(u, -u)$, respectively.

Using the above formulas for $\mathbb{E}_\theta^{\text{mod}} g(X, Y)$ for

$$g(u, v) = g_{x,y}(u, v) := \mathbb{I}\{u \leq x, v \leq y\},$$

we can find expressions for the values $F_\theta^{\text{mod}}(x, y) = \mathbb{E}_\theta^{\text{mod}} g_{x,y}(X, Y)$ of the corresponding cdf's. Alternatively, one can obtain the joint cdf's F_θ^{mod} in the MICD models as certain linear combinations of the joint cdf's of uniform distributions on rectangles and on segments of straight lines.

Recalling (2.12) and Proposition 3.1, and using (5.6) again, we find the following expressions for the asymptotic efficiency $\text{ARE}_{T,S}^{\text{mod}}(\theta)$ of T relative to S for all the MICD models $\text{mod} \in$

$\{\text{AS}, \text{AL}, \text{OS}, \text{OL}\}$ and all $\theta \in [0, 1)$:

$$\text{ARE}_{T,S}^{\text{AS}}(\theta) = 1, \quad (5.7)$$

$$\text{ARE}_{T,S}^{\text{OS}}(\theta) = \frac{9(2 - 3\theta + 2\theta^2)^2 K_1(\theta)}{10(6 - 9\theta + 4\theta^2)^2 K_2(\theta)}, \quad (5.8)$$

$$K_1(\theta) := 10 + 10\theta + 10\theta^2 + 10\theta^3 - 230\theta^4 + 400\theta^5 - 267\theta^6 + 66\theta^7,$$

$$K_2(\theta) := 1 + \theta + \theta^2 + \theta^3 - 11\theta^4 + 31\theta^5 - 27\theta^6 + 9\theta^7,$$

$$\text{ARE}_{T,S}^{\text{AL}}(\theta) = \frac{2(1 + 2\theta + 3\theta^2 + 2\theta^3 + \theta^4 + 9\theta^5)}{\theta^2(2 + 5\theta + 11\theta^2 + 18\theta^3)}, \quad (5.9)$$

$$\text{ARE}_{T,S}^{\text{OL}}(\theta) = \frac{9(5 + 4\theta^6 + 24\theta^7 - 33\theta^8)}{20(1 + 8\theta^6 - 9\theta^8)}, \quad (5.10)$$

with the convention that $\frac{a}{0} = \infty$ for $a > 0$ concerning $\text{ARE}_{T,S}^{\text{AL}}$; these expressions for $\text{ARE}_{T,S}^{\text{mod}}(\theta)$ have been computed with Mathematica. In particular,

$$\text{ARE}_{T,S}^{\text{AS}}(0) = \text{ARE}_{T,S}^{\text{OS}}(0) = 1, \quad \text{ARE}_{T,S}^{\text{AL}}(0) = \infty, \quad \text{ARE}_{T,S}^{\text{OL}}(0) = 9/4.$$

For $\theta \in (-1, 0)$, one can use the symmetry $\text{ARE}_{T,S}^{\text{mod}}(\theta) = \text{ARE}_{T,S}^{\text{mod}}(-\theta)$ for all $\theta \in (-1, 1)$ and $\text{mod} \in \{\text{AS}, \text{AL}, \text{OS}, \text{OL}\}$.

Using (5.7)–(5.10), it can be shown that $\text{ARE}_{T,S}^{\text{mod}}(\theta) \geq 1$ for all the MICD models $\text{mod} \in \{\text{AS}, \text{AL}, \text{OS}, \text{OL}\}$ and all $\theta \in [-1, 1]$. Thus, at least for these models, Kendall's statistic is preferable to Spearman's in the ARE sense, not only for the independence tests, but also for testing for the dependence strength parameter θ .

Graphs $\{(\theta, \text{ARE}_{T,S}^{\text{mod}}(\theta)) : \theta \in [0, 1)\}$ for $\text{mod} \in \{\text{AS}, \text{AL}, \text{OS}, \text{OL}\}$ are shown in Fig. 2.

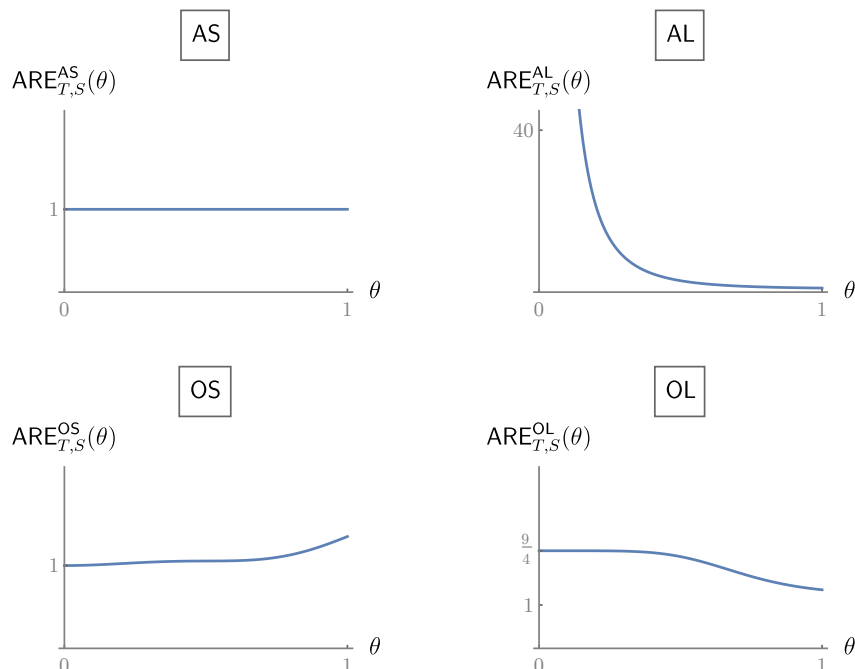


FIG 2. $\text{ARE}_{T,S}^{\text{mod}}$ for the MICD models.

In light of Theorem 3.2 and results of Section 4, let us now explain the very different properties of the four MICD models concerning $\text{ARE}_{T,S}$.

It is easy to see that for all these models

$$d(\theta) = O(w_\theta^{\text{mod}}), \quad (5.11)$$

with $d(\theta)$ and w_θ^{mod} as in (4.4) and (5.5), respectively.

If $\text{mod} = \text{AS}$, then $\left. \frac{d}{d\theta} F_\theta(u, v) \right|_{\theta=0} = \frac{1}{4} + uv$ for u and v in the interval $(-\frac{1}{2}, \frac{1}{2})$, so that the integral in (4.2) is $\frac{1}{4} \neq 0$. Also, by (5.11), here $d(\theta) = O(|\theta|)$. So, by Corollary 4.3, $\text{ARE}_{T,S}^{\text{AS}}(0) = 1$ (in fact, as was already stated, $\text{ARE}_{T,S}^{\text{AS}}(\theta) = 1$ for $\theta \in (-1, 1)$).

If now $\text{mod} = \text{OS}$, then for all u and v in the interval $(-\frac{1}{2}, \frac{1}{2})$ we have $\left. \frac{d}{d\theta} F_\theta(u, v) \right|_{\theta=0} = 0$ and $\left. \frac{d^2}{d\theta^2} F_\theta(u, v) \right|_{\theta=0} = \frac{1}{2}$. So, condition (4.2) will hold only after the re-parametrization $\theta \mapsto \theta^2 \text{sign } \theta$. This re-parametrization is indeed appropriate for the “or” models OS and OL, with $w_\theta^{\text{OS}} = w_\theta^{\text{OL}} = \theta^2$ and hence $d(\theta) = O(\theta^2)$ by (5.11). So, by the “re-parametrized” version of Corollary 4.3, we have $\text{ARE}_{T,S}^{\text{OS}}(0) = 1$.

Next, if $\text{mod} = \text{AL}$, then for all nonzero u and v in the interval $(-\frac{1}{2}, \frac{1}{2})$ we have $\left. \frac{d}{d\theta} F_\theta(u, v) \right|_{\theta=0} = (\frac{1}{2} - |u|)(\frac{1}{2} - |v|) \text{sign}(uv) \neq 0$, but the integral in the sufficient-for-nondegeneracy condition (4.2) is 0. In fact, the degeneracy here is rather deep, so that the denominator $\mathbf{E}_0 a_\theta(X, Y) = \int_{\mathbb{R}^2} (F_\theta - F_0) dF_0$ of the ratios in conditions (II) and (III) of Theorem 3.2 is $\theta^3/12$, which is much smaller for small $|\theta|$ than the order of $\asymp |\theta|$ that would be expected if the nondegeneracy condition (4.3) were satisfied. On the other hand, here $\mathbf{E}_\theta a_\theta(X, Y) = (3 - \theta)\theta^2/12 \asymp \theta^2$, of the order “normally” expected in accordance with Remark 3.4 and the sufficient “smoothness” conditions stated in Section 4 after Proposition 4.1. So, the mentioned deep degeneracy results in $\text{ARE}_{T,S}^{\text{AL}}(\theta)$ going fast to ∞ as $\theta \rightarrow 0$, in accordance with (5.9). Therefore, by (2.12) and the continuity of $\sigma_j(\theta)$ in θ , we end up with $\text{ARE}_{T,S}^{\text{AL}}(0) = \infty$.

Finally, consider the case $\text{mod} = \text{OL}$. Recall that the degeneracy in the case $\text{mod} = \text{AL}$ occurs because for that model, whereas the derivative $\left. \frac{d}{d\theta} F_\theta \right|_{\theta=0}$ is nonzero almost everywhere on the square $(-\frac{1}{2}, \frac{1}{2})^2$, the average of this derivative given by the integral in (4.2) is 0. The degeneracy in the case $\text{mod} = \text{OS}$ was rather superficial, quickly cured by simple re-parametrization. In contrast, in the present case of $\text{mod} = \text{OL}$, the degeneracy occurs because $a_\theta = F_\theta - F_0$ is nonzero only on the square $(-\frac{|\theta|}{2}, \frac{|\theta|}{2})^2$, quickly shrinking to the origin as $\theta \rightarrow 0$, and on this square $a_\theta > 0$. In fact, here

$$\begin{aligned} a_\theta(u, v) &= F_\theta(u, v) - F_0(u, v) \\ &= \left(\frac{\theta}{2} + \min(u, v)\right) \mathbf{I}\{\max(|u|, |v|) < \frac{\theta}{2}\} \end{aligned} \quad (5.12)$$

for real u, v ; here and in the rest of this consideration it is assumed that $\theta \in (0, 1)$; for $\theta \in (-1, 0)$, one needs to replace θ and v by $|\theta|$ and $-v$, respectively. Therefore, the denominator of the ratios in conditions (II) and (III) of Theorem 3.2 is

$$\int_{\mathbb{R}^2} a_\theta dF_0 = \int_{(-\frac{\theta}{2}, \frac{\theta}{2})^2} a_\theta(u, v) du dv = \theta^2 \underset{(-\frac{\theta}{2}, \frac{\theta}{2})^2}{\text{ave}} a_\theta, \quad (5.13)$$

where $\underset{(-\frac{\theta}{2}, \frac{\theta}{2})^2}{\text{ave}} a_\theta$ denotes the average value of a_θ over the small square $(-\frac{\theta}{2}, \frac{\theta}{2})^2$. On the other hand, in view of (5.6), the numerator of the ratios in conditions (II) and (III) of Theorem 3.2 is

$$\int_{\mathbb{R}^2} a_\theta dF_\theta = \theta \int_{(-\frac{\theta}{2}, \frac{\theta}{2})} a_\theta(u, u) du = \theta^2 \underset{\ell_\theta}{\text{ave}} a_\theta, \quad (5.14)$$

where $\text{ave}_{\ell_\theta} a_\theta$ denotes the average value of a_θ over the diagonal ℓ_θ of the small square $(-\frac{|\theta|}{2}, \frac{|\theta|}{2})^2$ consisting of points of the form (u, u) . By (5.12), $a_\theta(u, v) < a_\theta(u, u)$ for all points (u, v) in the small square $(-\frac{|\theta|}{2}, \frac{|\theta|}{2})^2$ that are off-diagonal, that is, with $v \neq u$. So, $\text{ave}_{(-\frac{\theta}{2}, \frac{\theta}{2})^2} a_\theta < \text{ave}_{\ell_\theta} a_\theta$ for $\theta \in (0, 1)$ and hence, by (5.13) and (5.14), the ratio in condition (II) of Theorem 3.2 is > 1 . Moreover, in view of (5.12), $a_\theta(u, v)$ is homogeneous of order 2 in θ :

$$a_\theta(u, v) = \left(\frac{\theta}{2}\right)^2 (1 + \min(\tilde{u}, \tilde{v})) (1 - \max(\tilde{u}, \tilde{v})) \mathbf{1}\{\max(|\tilde{u}|, |\tilde{v}|) < 1\}$$

for real u, v , where $\tilde{u} := u/\frac{\theta}{2}$ and $\tilde{v} := v/\frac{\theta}{2}$. Therefore, the ratio in condition (II) of Theorem 3.2 does not depend on θ (and in fact equals 2). Thus, $\text{ARE}_{T,S}^{\text{OL}}(0) \neq 1$. This consideration is illustrated in Fig. 3, which shows the graph $\{(u, v, a_\theta(u, v)) : (u, v) \in (-\frac{\theta}{2}, \frac{\theta}{2})^2\}$ for the MICD OL model with $\theta = \frac{1}{10}$.

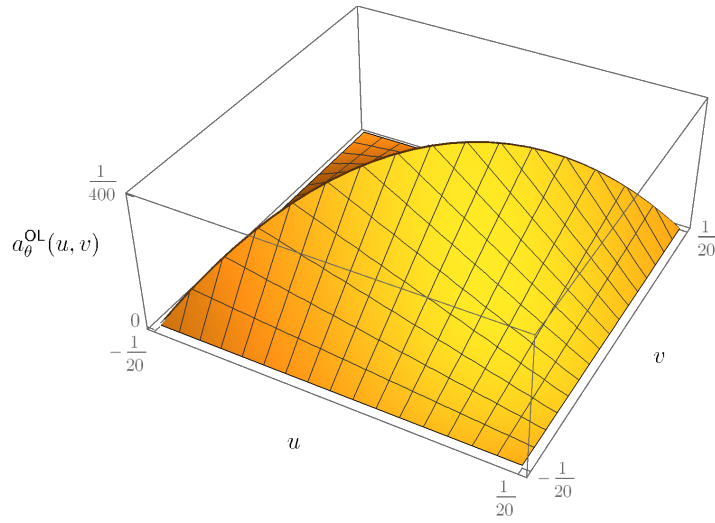


FIG 3. Graph of a_θ over its support set $(-\frac{\theta}{2}, \frac{\theta}{2})^2$ for the MICD OL model with $\theta = \frac{1}{10}$.

6. Proofs

Proof of Proposition 3.1. This proof is based on a Berry–Esseen-type bound obtained by Chen and Shao [2] for general U-statistics. The following lemma is a special case, sufficient for our purposes here, of formula (3.2) in [2].

Lemma 6.1. *Take any $\theta \in \Theta$. For $m \in \{2, 3\}$ and natural $n \geq m$, let h be a symmetric Borel-measurable function from $(\mathbb{R}^2)^m$ to \mathbb{R} such that $|h| \leq 6$ and*

$$\sigma_{h,\theta} := \sqrt{\text{Var}_\theta g_{h,\theta}(P_1)} > 0, \quad \text{where } g_{h,\theta}(P_1) := \mathbf{E}_\theta (h(P_1, \dots, P_m) | P_1). \quad (6.1)$$

Let

$$U_n := \binom{n}{m}^{-1} \sum_{1 \leq i_1 < \dots < i_m \leq n} h(P_{i_1}, \dots, P_{i_m}). \quad (6.2)$$

Then

$$\sup_{z \in \mathbb{R}} \left| \mathbf{P}_\theta \left(\frac{U_n - \mathbf{E} U_n}{m \sigma_{h,\theta} / \sqrt{n}} \right) - \Phi(z) \right| \leq \frac{C}{\sigma_{h,\theta}^3 \sqrt{n}},$$

where C is a universal positive real constant.

The condition in Lemma 6.1 that the function h is symmetric means, by definition, that h is invariant w.r. to any permutation of its m arguments.

Introducing now the indicators

$$I_{ij} := \mathbf{1}\{X_i > X_j\} \quad \text{and} \quad J_{ij} := \mathbf{1}\{Y_i > Y_j\} \quad (6.3)$$

and recalling (3.6), we have

$$\begin{aligned} \sum_{i=1}^n R_i(\mathbf{X}_n)R_i(\mathbf{Y}_n) &= n + \sum_{i,j=1}^n I_{ij} + \sum_{i,k=1}^n J_{ik} + \sum_{i,j,k=1}^n I_{ij}J_{ik} \\ &= n + \binom{n}{2} + \binom{n}{2} + \sum_{i,j,k=1}^n I_{ij}J_{ik} \\ &= n^2 + K_n + \binom{n}{3} \tilde{S}_n, \end{aligned}$$

where

$$\begin{aligned} K_n &:= \sum_{i,j=1}^n I_{ij}J_{ij}, \\ \tilde{S}_n &:= \binom{n}{3}^{-1} \sum_{1 \leq i < j < k \leq n} h_3(P_i, P_j, P_k), \end{aligned} \quad (6.4)$$

$P_i := (X_i, Y_i)$, and

$$h_3(P_i, P_j, P_k) := I_{ij}J_{ik} + I_{ik}J_{ij} + I_{ji}J_{jk} + I_{jk}J_{ji} + I_{ki}J_{kj} + I_{kj}J_{ki}. \quad (6.5)$$

Here we have taken into account that $I_{ii} = J_{ii} = 0$ for all i . So, in view of (3.5),

$$S_n = 2 \frac{n-2}{n+1} \tilde{S}_n - 3 \frac{n+1}{n-1} + 12 \frac{n^2 + K_n}{n(n^2 - 1)}.$$

Since $0 \leq h_3(P_i, P_j, P_k) \leq 6$, $0 \leq \tilde{S}_n \leq 6$, and $0 \leq K_n \leq n^2$, we have

$$S_n = 2\tilde{S}_n - 3 + C_n/n; \quad (6.6)$$

here and in what follows, C_n will stand for various r.v.'s, possibly different even within the same expression, such that $|C_n| \leq C$, where in turn C denotes various universal positive real constants, also possibly different even within the same expression.

Let

$$\mu_S(\theta) := 2\mathbf{E}_\theta \tilde{S}_n - 3, \quad \sigma_S(\theta) := 6\sigma_{h_3;\theta}; \quad (6.7)$$

cf. (6.1) and (6.5). Then, by (6.6), (6.4), and Lemma 6.1, for all real z

$$\begin{aligned} \mathbf{P}_\theta \left(\frac{S_n - \mu_S(\theta)}{\sigma_S(\theta)/\sqrt{n}} \leq z \right) &= \mathbf{P}_\theta \left(\frac{\tilde{S}_n - \mathbf{E}_\theta \tilde{S}_n}{3\sigma_{h_3;\theta}/\sqrt{n}} \leq z + \frac{C_n}{\sigma_{h_3;\theta}\sqrt{n}} \right) \\ &\leq \mathbf{P}_\theta \left(\frac{\tilde{S}_n - \mathbf{E}_\theta \tilde{S}_n}{3\sigma_{h_3;\theta}/\sqrt{n}} \leq z + \frac{C}{\sigma_{h_3;\theta}\sqrt{n}} \right) \\ &\leq \Phi \left(z + \frac{C}{\sigma_{h_3;\theta}\sqrt{n}} \right) + \frac{C}{\sigma_{h_3;\theta}^3\sqrt{n}} \\ &\leq \Phi(z) + \frac{C}{\sigma_{h_3;\theta}^3\sqrt{n}}; \end{aligned}$$

here at the last step we used the previously stated convention on the symbol C and the fact that the standard normal density is bounded (by $1/\sqrt{2\pi}$) and hence $\Phi(w) - \Phi(z) \leq C|w - z|$ for any real z, w ; we also use here the inequalities $0 < \sigma_{h_3;\theta} \leq C$. Similarly,

$$\mathbb{P}\left(\frac{S_n - \mu_S(\theta)}{\sigma_S(\theta)/\sqrt{n}} \leq z\right) \geq \Phi(z) - \frac{C}{\sigma_{h_3;\theta}^3 \sqrt{n}}.$$

So,

$$\sup_{z \in \mathbb{R}} \left| \mathbb{P}\left(\frac{S_n - \mu_S(\theta)}{\sigma_S(\theta)/\sqrt{n}} - \Phi(z)\right) \right| \leq \frac{C}{\sigma_{h_3;\theta}^3 \sqrt{n}} \xrightarrow{n \rightarrow \infty} 0$$

uniformly over all $\theta \in \Theta_0$ – for any $\Theta_0 \subseteq \Theta$ such that

$$\inf_{\theta \in \Theta_0} \sigma_{h_3;\theta} > 0.$$

Thus, condition (2.1)–(2.2) holds with $T_{2,n} = S_n$, $\mu_2(\theta) = \mu_S(\theta)$, and $\sigma_2(\theta) = \sigma_S(\theta)$, where $\mu_S(\theta)$ and $\sigma_S(\theta)$ are as defined in (6.7).

Let us show that the definitions of $\mu_S(\theta)$ and $\sigma_S(\theta)$ in (6.7) coincide with those in (3.9) and (3.10). In view of (6.7), (6.4), (6.5), and (6.3),

$$\mu_S(\theta) = 2\mathbb{E}_\theta \tilde{S}_n - 3 = 2\mathbb{E}_\theta h_3(P_1, P_2, P_3) - 3 = 12\mathbb{P}_\theta(X_1 > X_2, Y_1 > Y_3) - 3$$

and

$$\begin{aligned} \mathbb{P}_\theta(X_1 > X_2, Y_1 > Y_3) &= \int_{\mathbb{R}^2} \mathbb{P}_\theta(x > X_2, y > Y_3) \mathbb{P}_\theta(X_1 \in dx, Y_1 \in dy) \\ &= \int_{\mathbb{R}^2} \mathbb{P}_\theta(x > X_2) \mathbb{P}_\theta(y > Y_3) \mathbb{P}_\theta(X_1 \in dx, Y_1 \in dy) \\ &= \mathbb{E}_\theta G_\theta(X_1) H_\theta(Y_1), \end{aligned}$$

so that $\mu_S(\theta) = 12\mathbb{E}_\theta G_\theta(X)H_\theta(Y) - 3$; that is, the definition of $\mu_S(\theta)$ in (6.7) coincides with that in (3.9).

Next, in view of (6.1), the independence and identical distribution of the pairs P_i 's, (6.5), (6.3), and (3.1), for any $(x, y) \in \mathbb{R}^2$ we have

$$\begin{aligned} g_{h_3;\theta}((x, y)) &= \mathbb{E}_\theta h_3((x, y), P_2, P_3) \\ &= \mathbb{P}_\theta(x > X_2) \mathbb{P}_\theta(y > Y_3) + \mathbb{P}_\theta(x > X_3) \mathbb{P}_\theta(y > Y_2) \\ &\quad + \mathbb{P}_\theta(X_2 > x, Y_2 > Y_3) + \mathbb{P}_\theta(X_2 > X_3, Y_2 > y) \\ &\quad + \mathbb{P}_\theta(X_3 > x, Y_3 > Y_2) + \mathbb{P}_\theta(X_3 > X_2, Y_3 > y) \\ &= 2G_\theta(x)H_\theta(y) + 2\mathbb{P}_\theta(X > x, Y > Y_1) + 2\mathbb{P}_\theta(Y > y, X > X_1). \end{aligned} \tag{6.8}$$

Next,

$$\begin{aligned} \mathbb{P}_\theta(X > x, Y > Y_1) &= \mathbb{P}_\theta(X \leq x, Y \leq Y_1) - \mathbb{P}_\theta(X \leq x) - \mathbb{P}_\theta(Y \leq Y_1) + 1 \\ &= \mathbb{E}_\theta F_\theta(x, Y_1) - G_\theta(x) + 1/2 \end{aligned} \tag{6.9}$$

and similarly

$$\mathbb{P}_\theta(Y > y, X > X_1) = \mathbb{E}_\theta F_\theta(X_1, y) - H_\theta(y) + 1/2. \tag{6.10}$$

Combining (6.8)–(6.10), we see that

$$\begin{aligned} \frac{1}{2} g_{h_3;\theta}((x, y)) &= (1 - G_\theta(x))(1 - H_\theta(y)) + \mathbb{E}_\theta F_\theta(x, Y) + \mathbb{E}_\theta F_\theta(X, y) \\ &=: \tilde{g}_{h_3;\theta}((x, y)). \end{aligned} \tag{6.11}$$

So, by (6.7) and (6.1),

$$\sigma_S^2(\theta) = 144 \text{Var}_\theta \tilde{g}_{h_3;\theta}((X, Y));$$

that is, the definition of $\sigma_S(\theta)$ in (6.7) coincides with that in (3.10).

Thus, condition (2.1)–(2.2) holds with $T_{2,n} = S_n$, $\mu_2(\theta) = \mu_S(\theta)$, and $\sigma_2(\theta) = \sigma_S(\theta)$, where $\mu_S(\theta)$ and $\sigma_S(\theta)$ are now as defined in (3.9) and (3.10).

To complete the proof of Proposition 3.1, it remains to verify that condition (2.1)–(2.2) holds with $T_{1,n} = T_n$, $\mu_1(\theta) = \mu_T(\theta)$, and $\sigma_1(\theta) = \sigma_T(\theta)$, where $\mu_T(\theta)$ and $\sigma_T(\theta)$ are as defined in (3.7) and (3.8). This verification is similar to, and significantly simpler than, the above verification for $T_{2,n} = S_n$. Here, in view of (3.4) and (6.3), we have

$$T_n = \binom{n}{2}^{-1} \sum_{1 \leq i < j \leq n} h_2(P_i, P_j),$$

where

$$\begin{aligned} h_2(P_i, P_j) &:= \text{sign}(X_i - X_j)(Y_i - Y_j) \\ &= I_{ij}J_{ij} + (1 - I_{ij})(1 - J_{ij}) - (1 - I_{ij})J_{ij} - I_{ij}(1 - J_{ij}) \\ &= 4I_{ij}J_{ij} - 2I_{ij} - 2J_{ij} + 1. \end{aligned} \quad (6.12)$$

Then, quite similarly to the corresponding reasoning for $T_{2,n} = S_n$, we see that condition (2.1)–(2.2) holds with $T_{1,n} = T_n$ and

$$\mu_T(\theta) := \mathbf{E}_\theta T_n = \mathbf{E}_\theta h_2(P_1, P_2), \quad \sigma_T(\theta) := 2\sigma_{h_2;\theta} \quad (6.13)$$

uniformly over all $\theta \in \Theta_0$ – for any $\Theta_0 \subseteq \Theta$ such that

$$\inf_{\theta \in \Theta_0} \sigma_{h_2;\theta} > 0,$$

where $\sigma_{h_2;\theta}$ is understood according to (6.1).

So, to complete the proof of Proposition 3.1, it remains to verify that the definitions of $\mu_T(\theta)$ and $\sigma_T(\theta)$ in (6.13) coincide with those in (3.7) and (3.8). This is easy to do. Indeed, in view of (6.1) and (6.12), for all $(x, y) \in \mathbb{R}^2$,

$$\begin{aligned} g_{h_2;\theta}((x, y)) &= \mathbf{E}_\theta h_2((x, y), P_2) \\ &= 4\mathbf{P}_\theta(x > X_2, y > Y_2) - 2\mathbf{P}_\theta(x > X_2) - 2\mathbf{P}_\theta(y > Y_2) + 1 \\ &= 4F_\theta(x, y) - 2G_\theta(x) - 2H_\theta(y) + 1. \end{aligned} \quad (6.14)$$

So, in view of (6.1), the definition of $\sigma_T(\theta)$ in (6.13) coincides with that in (3.8).

Finally, by (6.13) and (6.14),

$$\begin{aligned} \mu_T(\theta) &= \mathbf{E}_\theta h_2(P_1, P_2) = \mathbf{E}_\theta g_{h_2;\theta}((X, Y)) \\ &= 4\mathbf{E}_\theta F_\theta(X, Y) - 2\mathbf{E}_\theta G_\theta(X) - 2\mathbf{E}_\theta H_\theta(Y) + 1 \\ &= 4\mathbf{E}_\theta F_\theta(X, Y) - 1, \end{aligned}$$

so that the definition of $\mu_T(\theta)$ in (6.13) coincides with that in (3.7).

Proposition 3.1 is now completely proved. \square

Proof of Theorem 3.2. Let $U := G(X)$ and $V := H(Y)$. Then $U \sim \mathcal{U}[0, 1]$ and $V \sim \mathcal{U}[0, 1]$. Moreover, U and V are independent w.r. to \mathbf{P}_0 . Therefore and in view of (3.8) and (3.10),

$$\begin{aligned} \sigma_T(0)^2 &= 16 \text{Var}_0(2UV - U - V) = 16 \times 4 \text{Var}_0(U - \tfrac{1}{2})(V - \tfrac{1}{2}) \\ &= 16 \times 4 \mathbf{E}_0(U - \tfrac{1}{2})^2(V - \tfrac{1}{2})^2 = 16 \times 4(\tfrac{1}{12})^2 = \tfrac{4}{9} \end{aligned} \quad (6.15)$$

and

$$\sigma_S(0)^2 = 144 \text{Var}_0((1 - U)(1 - V) + \tfrac{U}{2} + \tfrac{V}{2}) = 144 \text{Var}_0(U - \tfrac{1}{2})(V - \tfrac{1}{2}) = 1. \quad (6.16)$$

By (3.7) and (3.9),

$$\mu_T(\theta) = 4 \mathbf{E}_\theta F_\theta(X, Y) - 4 \mathbf{E}_0 F_0(X, Y)$$

and

$$\mu_S(\theta) = 12 \mathbf{E}_\theta F_0(X, Y) - 12 \mathbf{E}_0 F_0(X, Y), \quad (6.17)$$

whence

$$\frac{1}{12} (3\mu_T(\theta) - \mu_S(\theta)) = \mathbf{E}_\theta (F_\theta - F_0)(X, Y) = \mathbf{E}_\theta a_\theta(X, Y), \quad (6.18)$$

by (3.12). Here and in the rest of the proof, $\theta \in \Theta_0 \setminus \{0\}$, so that (2.4) holds.

Letting (X_0, Y_0) and (X_θ, Y_θ) be independent random points in \mathbb{R}^2 with cdf's F_0 and F_θ , respectively (w.r. to some probability measure \mathbf{P} on (Ω, \mathcal{A})), we have

$$\begin{aligned} \mathbf{E}_\theta F_0(X, Y) &= \mathbf{E} F_0(X_\theta, Y_\theta) = \mathbf{P}(X_0 < X_\theta, Y_0 < Y_\theta) \\ &= 1 - \mathbf{P}(X_\theta < X_0) - \mathbf{P}(Y_\theta < Y_0) + \mathbf{P}(X_\theta < X_0, Y_\theta < Y_0) \\ &= \mathbf{P}(X_\theta < X_0, Y_\theta < Y_0) = \mathbf{E} F_\theta(X_0, Y_0) = \mathbf{E}_0 F_\theta(X, Y), \end{aligned}$$

where \mathbf{E} denotes the expectation w.r. to \mathbf{P} , and we used (3.13) to observe that $\mathbf{P}(X_\theta < X_0) = \frac{1}{2} = \mathbf{P}(Y_\theta < Y_0)$. So, by (6.17) and (3.12),

$$\frac{1}{12} \mu_S(\theta) = \mathbf{E}_0 F_\theta(X, Y) - \mathbf{E}_0 F_0(X, Y) = \mathbf{E}_0 a_\theta(X, Y).$$

Comparing this with (6.18), we see that

$$\frac{\mu_T(\theta)}{\mu_S(\theta)} = \frac{1}{3} \left(1 + \frac{\mathbf{E}_\theta a_\theta(X, Y)}{\mathbf{E}_0 a_\theta(X, Y)} \right). \quad (6.19)$$

Note also that $\mu_T(0) = 0 = \mu_S(0)$. It now follows by the two-side version of (2.9), condition $\theta_0 = 0$, (6.15), (6.16), (2.4), and (6.19) that

$$\text{ARE}_{T,S}(0) = 1 \iff \lim_{\theta \rightarrow 0} \frac{\mu_T(\theta)}{\mu_S(\theta)} = \frac{2}{3} \iff \lim_{\theta \rightarrow 0} \frac{\mathbf{E}_\theta a_\theta(X, Y)}{\mathbf{E}_0 a_\theta(X, Y)} = 1. \quad (6.20)$$

So, conditions (I) and (II) in Theorem 3.2 are equivalent to each other.

The equivalence of conditions (II) and (III) in Theorem 3.2 follows immediately, because

$$\mathbf{E}_0 a_\theta(X, Y) = \int_{\mathbb{R}^2} F_\theta dF_0 - \int_{\mathbb{R}^2} F_0 dF_0 = \int_{\mathbb{R}^2} (F_\theta - F_0) dF_0$$

and

$$\begin{aligned} \mathbf{E}_\theta a_\theta(X, Y) - \mathbf{E}_0 a_\theta(X, Y) &= \int_{\mathbb{R}^2} (F_\theta - F_0) dF_\theta - \int_{\mathbb{R}^2} (F_\theta - F_0) dF_0 \\ &= \int_{\mathbb{R}^2} (F_\theta - F_0) d(F_\theta - F_0). \end{aligned}$$

The proof of Theorem 3.2 is now complete. \square

Proof of Proposition 4.1. The implication (4.1) \implies (4.3) follows immediately from the definition of the derivative. The implication (4.2) \implies (4.3) follows immediately by the Fatou lemma. \square

Proof of Proposition 4.2. This follows immediately because

$$\left| \int_{\mathbb{R}^2} (F_\theta - F_0) d(F_\theta - F_0) \right| \leq \rho(\theta) \int_{\mathbb{R}^2} |d(F_\theta - F_0)| = 2d(\theta)\rho(\theta).$$

\square

Proof of Proposition 4.5. By Remark 4.4, condition (4.8) implies $\|F_\theta - F_0\| \xrightarrow{\theta \rightarrow 0} 0$. So,

$$\begin{aligned} \left| \frac{1}{\theta} \int_{\mathbb{R}^2} (F_\theta - F_0) d(F_\theta - F_0) \right| &= \left| \frac{1}{\theta} \int_{\mathbb{R}^2} (F_\theta - F_0) (f_\theta - f_0) d\mu \right| \\ &\leq \|F_\theta - F_0\| \frac{\|f_\theta - f_0\|_\infty}{|\theta|} \int_{\mathbb{R}^2} d\mu \xrightarrow{\theta \rightarrow 0} 0. \end{aligned}$$

□

Proof of Proposition 4.7. The uniform differentiability condition in this proposition means that

$$s(\theta) := \sup_{(x,y) \in \mathbb{R}^2} \left| \frac{F_\theta(x,y) - F_0(x,y)}{\theta} - \left(\frac{\partial F_\theta(x,y)}{\partial \theta} \Big|_{\theta=0} \right) \right| \xrightarrow{\theta \rightarrow 0} 0.$$

So,

$$\begin{aligned} \left| \frac{1}{\theta} \int_{\mathbb{R}^2} (F_\theta - F_0) d(F_\theta - F_0) \right| \\ \leq \left| \int_{\mathbb{R}^2} \left(\frac{\partial F_\theta}{\partial \theta} \Big|_{\theta=0} \right) d(F_\theta - F_0) \right| + s(\theta) \int_{\mathbb{R}^2} |d(F_\theta - F_0)| \xrightarrow{\theta \rightarrow 0} 0, \end{aligned}$$

since $s(\theta) \rightarrow 0$ implies $F_\theta(x,y) \rightarrow F_0(x,y)$ for all $(x,y) \in \mathbb{R}^2$, whence $F_\theta \Rightarrow F_0$ weakly. □

Acknowledgment. On the author's request, R. Molzon assisted with a literature search, which resulted in additional references.

References

- [1] V. Bentkus and F. Götze. The Berry-Esseen bound for Student's statistic. *Ann. Probab.*, 24(1):491–503, 1996.
- [2] L. H. Y. Chen and Q.-M. Shao. Normal approximation for nonlinear statistics using a concentration inequality approach. *Bernoulli*, 13(2):581–599, 2007.
- [3] C. Croux and C. Dehon. Influence functions of the Spearman and Kendall correlation measures. *Stat. Methods Appl.*, 19(4):497–515, 2010.
- [4] D. J. G. Farlie. The performance of some correlation coefficients for a general bivariate distribution. *Biometrika*, 47:307–323, 1960.
- [5] G. B. Folland. *Real analysis*. Pure and Applied Mathematics (New York). John Wiley & Sons Inc., New York, 1984. Modern techniques and their applications, A Wiley-Interscience Publication.
- [6] M. J. Frank. On the simultaneous associativity of $F(x, y)$ and $x + y - F(x, y)$. *Aequationes Math.*, 19(2-3):194–226, 1979.
- [7] D. A. S. Fraser. *Nonparametric methods in statistics*. John Wiley & Sons Inc., New York, 1957.
- [8] M. Fréchet. Sur les tableaux de corrélation dont les marges sont données. *Ann. Univ. Lyon. Sect. A. (3)*, 14:53–77, 1951.
- [9] J. Hájek, Z. Šidák, and P. K. Sen. *Theory of rank tests*. Probability and Mathematical Statistics. Academic Press Inc., San Diego, CA, second edition, 1999.
- [10] W. Hoeffding. A class of statistics with asymptotically normal distribution. *Ann. Math. Statistics*, 19:293–325, 1948.
- [11] W. Hoeffding. Probability inequalities for sums of bounded random variables. *J. Amer. Statist. Assoc.*, 58:13–30, 1963.
- [12] W. Hoeffding and J. R. Rosenblatt. The efficiency of tests. *Ann. Math. Statist.*, 26:52–63, 1955.

- [13] M. Kendall and J. D. Gibbons. *Rank correlation methods*. A Charles Griffin Title. Edward Arnold, London, fifth edition, 1990.
- [14] M. G. Kendall and A. A. Stuart. *The advanced theory of statistics. Vol. 2*. Charles Griffin, London & High Wycombe, fourth edition, 1979.
- [15] J. C. Kiefer. Statistical inference. In *The future of statistics*, volume 1967 of *Proceedings of a Conference on the Future of Statistics held at the University of Wisconsin, Madison, Wisconsin, June*, pages 139–142. Academic Press, New York-London, 1968.
- [16] V. S. Koroljuk and Y. V. Borovskich. *Theory of U-statistics*, volume 273 of *Mathematics and its Applications*. Kluwer Academic Publishers Group, Dordrecht, 1994. Translated from the 1989 Russian original by P. V. Malyshev and D. V. Malyshev and revised by the authors.
- [17] W. H. Kruskal. Ordinal measures of association. *J. Amer. Statist. Assoc.*, 53:814–861, 1958.
- [18] R. Michel and J. Pfanzagl. The accuracy of the normal approximation for minimum contrast estimates. *Z. Wahrscheinlichkeitstheorie und Verw. Gebiete*, 18:73–84, 1971.
- [19] R. B. Nelsen. *An introduction to copulas*. Springer Series in Statistics. Springer, New York, second edition, 2006.
- [20] G. E. Noether. On a theorem of Pitman. *Ann. Math. Statist.*, 26:64–68, 1955.
- [21] I. Pinelis. On the Berry–Esseen bound for the Student statistic. In I. Pinelis, editor, *Inequalities and Extremal Problems in Probability and Statistics: Selected Topics*, pages 139–158. Academic Press, Elsevier, 2017.
- [22] I. Pinelis. Optimal-order uniform and nonuniform bounds on the rate of convergence to normality for maximum likelihood estimators. *Electron. J. Statist.*, 11(1):1160–1179, 2017.
- [23] I. Pinelis and R. Molzon. Monotonicity properties of the asymptotic relative efficiency between common correlation statistics in the bivariate normal model (preprint), arXiv:0907.5448 [math.ST].
- [24] I. Pinelis and R. Molzon. Optimal-order bounds on the rate of convergence to normality in the multivariate delta method. *Electron. J. Stat.*, 10(1):1001–1063, 2016.
- [25] E. J. G. Pitman. Lecture notes on non-parametric inference. Univ. of N. Carolina, mimeographed, 1948.
- [26] R. L. Plackett. A class of bivariate distributions. *J. Amer. Statist. Assoc.*, 60:516–522, 1965.
- [27] H. Scheffé. A useful convergence theorem for probability distributions. *Ann. Math. Statistics*, 18:434–438, 1947.
- [28] M. Schreyer, R. Paulin, and W. Trutschnig. On the exact region determined by Kendall's τ and Spearman's ρ . *J. R. Stat. Soc. Ser. B. Stat. Methodol.*, 79(2):613–633, 2017.
- [29] A. Stuart. Asymptotic relative efficiencies of distribution-free tests of randomness against normal alternatives. *J. Amer. Statist. Assoc.*, 49:147–157, 1954.
- [30] A. Stuart and J. K. Ord. *Kendall's advanced theory of statistics. Vol. 2*. The Clarendon Press, Oxford University Press, New York, fifth edition, 1991. Classical inference and relationship.
- [31] W. W. Xu, Y. Y. Hou, Y. S. Hung, and Y. Y. Zou. A comparative analysis of Spearman's rho and Kendall's tau in normal and contaminated normal models. *Signal Processing*, 93:261–276, 2013.