

Longitudinal and transverse modes of temperature modulated inclined layer convection

Jitender Singh^{1*}

^{1*}Department of Mathematics, Guru Nanak Dev University, ,
Amritsar, 143005, Punjab, India.

Corresponding author(s). E-mail(s): sonumaths@gmail.com;

Abstract

A parametric instability of an incompressible, viscous, and Boussinesq fluid layer bounded between two parallel planes is investigated numerically. The layer is assumed to be inclined at an angle with horizontal. The planes bounding the layer are subjected to a time-periodic heating. Above a threshold value, the temperature gradient across the layer leads to an instability of an initially quiescent state or a parallel flow, depending upon the angle of inclination. The Floquet analysis of the underlying system reveals that under modulation, the instability sets in as a convective roll pattern executing harmonic or subharmonic oscillations, depending upon the modulation, the angle of inclination, and Prandtl number of the fluid. Under modulation, the value of the angle of inclination for the codimension-2 point is found to be a non-constant function of the amplitude and the frequency of modulation. Further, the instability response in the fluid layer as a longitudinal mode is always harmonic whereas the instability response as a transverse mode is harmonic, or subharmonic, or bicritical depending upon the modulation. The temperature modulation offers a good control of time-periodic heat and mass transfer in the inclined layer convection.

Keywords: Inclined layer Convection, Temperature modulation, Harmonic response, Subharmonic responses, Longitudinal mode, Transverse mode.

MSC Classification: 76E06 , 76D55

1 Introduction

Inclined layer convection (hereafter referred to as ILC) is the hydrodynamic problem of instability in a differentially heated layer of a viscous, incompressible, and Newtonian fluid bounded between two parallel planes inclined at some angle with the horizontal [1–8]. The onset of ILC is generally of two types:

- (i) the buoyancy dominated instability associated with the well studied *Rayleigh-Bénard convection* (hereafter referred to as RBC) in an initially quiescent horizontal fluid layer [9–12], and
- (ii) the one with the dynamic type of the well understood shear dominated vertical layer natural convection (hereafter referred to as VLC) [13–18].

As the angle of inclination of the fluid layer with the horizontal varies from zero, the mechanism of the onset of ILC is of RBC type upto an inclination of about 71° beyond which the instability mechanism is of the VLC type [19].

In [3], Sparrow and Husar carried out experimental studies on ILC and found that for the considered range of inclinations, the onset of ILC in air is in the form of longitudinal rolls. Further, in another experimental work, Lloyd and Sparrow [4] determined the dependence of Rayleigh number for the onset of ILC on the inclination of the fluid layer. It was found that for the inclination of the fluid layer with the horizontal upto 73° , the instability is characterized by longitudinal vortices, while for the inclination beyond 76° , the instability is characterized by the transverse vortices, where for the inclinations between 73° - 76° a transition occurs between the two modes of the instability.

These results were further confirmed by experimental and detailed theoretical work of Hart [19] on ILC with an excellent correlation between theory and experiment.

Clever and Busse [7] performed a numerical study on the stability analysis of longitudinal rolls in ILC and found a possibility of three types of transitions from the longitudinal rolls to the three dimensional form of convection, depending upon the inclination of the fluid layer.

Hideo [8] studied experimentally the flow and heat transfer behavior of ILC in a finite box of large aspect ratio revealing a good agreement with the past theoretical studies.

Daniels et al. [20] performed experiments on ILC for a fluid of Prandtl number 1 and found many new interesting nonlinear chaotic states. These findings have been found to be in correlation with the recent numerical work of Subramanian et al. [21], Reetz and Schneider [22], Reetz et al. [23], and Tuckermann [24] on ILC, where a variety of spatio-temporal patterns have been found to be exhibited by ILC for the fluids having Prandtl number near unity.

A rich variety of patterns exhibited by ILC as evident from the aforementioned experimental and theoretical research witnesses the technological importance of ILC for further scientific investigations. Moreover, ILC has served as a model problem for practical utility from micro scale to mega scale [25] in a number of heat transfer, material processing, and other industrial applications.

The heat and mass transfer characteristics of thermal convection in ILC can be controlled by an external time-periodic forcing of the bounding planes. In view of this, the parametric excitation of Faraday instability [26–29], RBC under time-periodic temperature modulation [12, 30–36] or gravity modulation [37–40], and time-periodic temperature or gravity modulation of VLC [41–43] are known to execute harmonic, or subharmonic, or quasi-periodic oscillations at the onset of the instability, depending upon the modulation and Prandtl number of the fluid. The literature is vast on the past researches on these themes, and the reader is referred to go through the excellent reviews in [12, 44, 45]. Each of these time-periodic modulation types can lead to advancement or delay of the onset of convection in different parametric ranges of the frequency and the amplitude of modulation.

Using Floquet theory Singh and Bajaj [42] have performed a linear instability analysis of VLC under time-periodic modulation of the temperatures of the vertical planes bounding the layer for the fluids with Prandtl number < 12.5 . Besides the destabilizing and stabilizing effects of modulation parameters on the onset of the instability, they observed that the onset of the instability is either a harmonic, or a subharmonic mode where the mode switching always occurs through an intermediate bicritical state. For a particular combination of amplitude and frequency of forcing, the bicritical state may correspond to coexistence of a pair of either purely harmonic modes, or purely subharmonic modes, or one harmonic and one subharmonic mode. Further, for fluids with Prandtl number < 12.5 , Singh et al. [43] have found a much wider parameter space for observing bicritical states exhibited by the temperature modulated VLC under two-frequency forcing of the temperatures of the vertical planes bounding the layer.

The practical utility of the temperature modulated ILC (hereafter referred to as TMILC) offers a good control over time-periodic heat and mass transfer. In fact TMILC has a wide range of applications in the processes where rapid heat and mass transfer is required (e.g. designing heat sinks for cooling of electronic devices, heat exchangers in nuclear reactors, air conditioning, microwaves, etc.) In this view, only the two particular configurations of TMILC, that is, the temperature modulated RBC and the temperature modulated VLC have been investigated in detail in the recent past [42, 43], which restrict its application in the case of a tilted configuration of the layer. This serves as a motivation for the present work for investigating the hydrodynamic behavior of TMILC for all possible configurations. So, in the present paper, within the framework of linear instability theory, we examine TMILC for the fluids with Prandtl number < 12.5 under single frequency time-periodic excitation of the temperatures of the two planes bounding the fluid-layer. The Floquet theory is utilized for the purpose.

The paper is organized as follows. The problem and the basic state are discussed in Sec. 2, where a linear instability analysis of the basic state is carried out. In Sec. 3, Floquet analysis of the underlying linear system is performed and the problem is reduced to an equivalent generalized eigenvalue

problem for the control parameter. Most of the numerical results are discussed in Sec. 4 for the Prandtl number of air. The effect of Prandtl number on the angle of inclination corresponding to the codimension-2 point in TMILC is discussed separately in Sec. 5. The conclusions are presented in Sec. 6.

2 Mathematical Formulation

We consider a layer of thickness $d > 0$ of a viscous, incompressible, and Newtonian fluid between two rigid parallel planes inclined at an angle β degrees with respect to the horizontal. Affixing the coordinate system with the fluid layer as shown in Fig. 1, the planes bounding the layer are $x = -d/2$ and $x = d/2$, which are maintained at temperatures $T_1^* - \epsilon^* \cos(\omega^* t^*)$ and $T_2^* + \epsilon^* \cos(\omega^* t^*)$, respectively with the base frequency $\omega^* > 0$ and amplitude of modulation $\epsilon^* \geq 0$, such that $T_1^* > T_2^* \geq 0$.

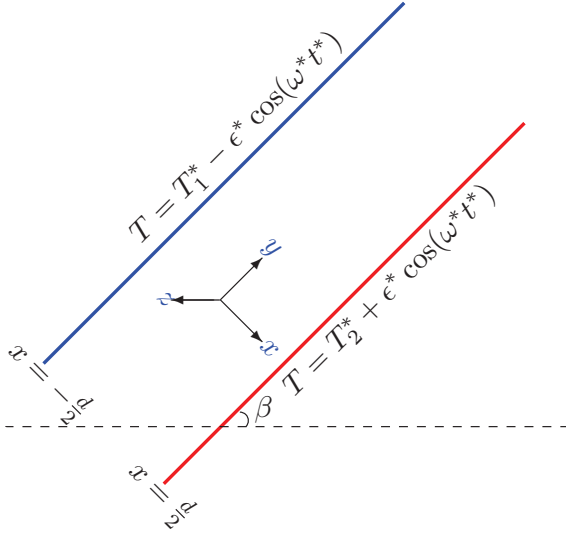


Fig. 1 Geometry of TMILC.

We introduce the scales to measure length, time, velocity, pressure, and temperature as d , $1/\omega^*$, κ/d , $\rho_0 \kappa^2/d^2$, and $\Delta T^* = T_1^* - T_2^*$, respectively where κ is the thermal diffusivity of the fluid and ρ_0 is the density of the fluid at temperature $T_0^* = (T_1^* + T_2^*)/2$. Using these scales in laws of conservation of mass, momentum, and energy, we obtain the Grashof number $\text{Gr} = \alpha d^3 \rho_0^2 g \Delta T^* / \eta^2$, the Prandtl number $\sigma = \eta / (\rho_0 \kappa)$, the amplitude of modulation $\epsilon = \epsilon^* / \Delta T^*$, and the basic frequency of modulation $\omega = d^2 \omega^* / \kappa$ as the four dimensionless parameters governing the flow, where g and η denote the gravitational acceleration and the dynamic viscosity of fluid, respectively. Also, $\alpha = \frac{1}{\rho_0} \frac{\partial \rho}{\partial T^*}$, where the fluid density ρ at temperature T^* is given by the equation of state

as follows:

$$\rho = \rho_0\{1 - \alpha(T^* - T_0^*)\}. \quad (1)$$

In view of the aforementioned scaling, we further scale the temperature field within the layer so that

$$T = (T^* - T_0^*)/\Delta T^* \quad (2)$$

is the dimensionless form of the temperature. So, mathematically the working domain of the fluid layer is the set $\mathcal{D} = (-\frac{1}{2}, \frac{1}{2}) \times \mathbb{R} \times \mathbb{R}$. The basic state in dimensionless form consists of the basic velocity field $(0, \sigma \text{Gr} V_e(x, t) \sin \beta, 0)$ obeying zero net flux $\int_{-1/2}^{1/2} V_e(x, t) dx = 0$, the basic temperature field $T = T_e(x, t)$, and the basic pressure $P = P_e(x, t)$ associated with the fluid layer which are given as follows:

$$V_e(x, t) = \frac{x}{6} \left(x^2 - \frac{1}{4} \right) + \epsilon \sigma \Re \left\{ \frac{f_1(x, \omega) - f_\sigma(x, \omega)}{(1 - \sigma) i \omega} e^{i t} \right\}, \quad (3)$$

$$T_e(x, t) = -x + \epsilon \Re \{ f_1(x, \omega) e^{i t} \}, \quad (4)$$

$$P_e(x, t) = P_e(-1/2) - \frac{d^3 g}{\kappa^2} (x \cos \beta + y \sin \beta) - \sigma^2 \text{Gr} \cos \beta \int_{-1/2}^x T_e(s, t) ds, \quad (5)$$

where $\Re[\cdot]$ denotes the real part of $[\cdot]$, and

$$f_\sigma(x, \omega) = \sinh\{\sqrt{i\omega/\sigma}x\}/\sinh\{(1/2)\sqrt{i\omega/\sigma}\}, \quad (6)$$

where we have $f_1 = f_\sigma|_{\sigma=1}$.

Considering small perturbations in (3)-(5) so that the perturbed velocity $(0, \sigma \text{Gr} V_e, 0) + (u, v, w)$, the perturbed temperature $T_e + \theta$, and the perturbed pressure $P_e + P$ satisfy the governing equations subject to the no-slip conditions at the rigid walls; the small perturbations u, v, w, θ, P after retaining linear terms and possibly eliminating v, w and the pressure term P from the governing equations lead to the following PDEs

$$\begin{aligned} \frac{\omega}{\sigma} \frac{\partial \nabla^2 u}{\partial t} + \text{Gr} \sin \beta \left(V_e \nabla^2 - \frac{\partial^2 V_e}{\partial x^2} \right) \frac{\partial u}{\partial y} &= \nabla^4 u - \sigma \text{Gr} \sin \beta \frac{\partial^2 \theta}{\partial y \partial x} \\ &+ \sigma \text{Gr} \cos \beta \left(\frac{\partial^2 \theta}{\partial y^2} + \frac{\partial^2 \theta}{\partial z^2} \right), \end{aligned} \quad (7)$$

$$\omega \frac{\partial \theta}{\partial t} + u \frac{\partial T_e}{\partial x} + \sigma \text{Gr} \sin \beta V_e \frac{\partial \theta}{\partial y} = \nabla^2 \theta, \quad (8)$$

along with the boundary conditions given by

$$\left(u, \frac{\partial u}{\partial x}, \theta\right)|_{x=\pm\frac{1}{2}} = (0, 0, 0). \quad (9)$$

3 Method of solution

In view of the fact that the perturbations remain bounded on \mathcal{D} and periodic in y and z and t , we expand u and θ in the following appropriate Fourier-Floquet form [9, 46]

$$u = \sum_{q=-L}^L \sum_{\ell=1}^N \{a_{\ell q} \Phi_{\ell}(x) + \iota b_{\ell q} \Psi_{\ell}(x)\} e^{\iota(s+q)t} e^{\iota \mathbf{k} \cdot \mathbf{z}} \quad (10a)$$

$$\theta = \sum_{q=-L}^L \sum_{\ell=1}^N \{\iota c_{\ell q} \mathcal{S}_{2\ell}(x) + d_{\ell q} \mathcal{C}_{2\ell-1}(x)\} e^{\iota(s+q)t} e^{\iota \mathbf{k} \cdot \mathbf{z}} \quad (10b)$$

where $\mathbf{z} = (0, y, z)$ and $\mathbf{k} = (0, k \cos \gamma, k \sin \gamma)$ for $0 \leq \gamma \leq \frac{\pi}{2}$ is the wave vector of perturbations with the wave number $k > 0$, and the number of Galerkin terms N in the above expansions is chosen large enough to meet numerical convergence. For each ℓ , the functions Φ_{ℓ} , Ψ_{ℓ} , \mathcal{S}_{ℓ} , and \mathcal{C}_{ℓ} are known as Chandrasekhar functions [9] and are defined as

$$\Phi_{\ell}(x) = \frac{\cosh \lambda_{\ell} x}{\cosh \frac{\lambda_{\ell}}{2}} - \frac{\cos \lambda_{\ell} x}{\cos \frac{\lambda_{\ell}}{2}}; \quad \Psi_{\ell}(x) = \frac{\sinh \mu_{\ell} x}{\sinh \frac{\mu_{\ell}}{2}} - \frac{\sin \mu_{\ell} x}{\sin \frac{\mu_{\ell}}{2}},$$

$$\mathcal{S}_{\ell}(x) = \sin\{\ell\pi x\}; \quad \mathcal{C}_{\ell}(x) = \cos\{\ell\pi x\},$$

where λ_{ℓ} and μ_{ℓ} satisfy the following:

$$\tan \frac{\lambda_{\ell}}{2} + \tanh \frac{\lambda_{\ell}}{2} = 0; \quad \cot \frac{\mu_{\ell}}{2} - \coth \frac{\mu_{\ell}}{2} = 0.$$

Finally, $s = 0$ and $s = 1/2$ correspond to the harmonic and the subharmonic responses of the perturbations, respectively.

Substituting the truncated expansions for u and θ from (10a)-(10b) into (7)-(8) and performing Galerkin operations by taking unity as the weight function, we obtain the following:

$$\begin{aligned} \{\mathbf{L}_q - \sigma \text{Gr}(\mathbf{U}_1 \cos \beta + \mathbf{U}_2 \sin \beta)\} \zeta_q - \epsilon \sin \beta (\mathbf{V} + \sigma \text{Gr} \mathbf{W}) \zeta_{q-1} \\ - \epsilon \sin \beta (\bar{\mathbf{V}} + \sigma \text{Gr} \bar{\mathbf{W}}) \zeta_{q+1} = 0, \end{aligned} \quad (11)$$

where \mathbf{L}_q , \mathbf{U}_1 , \mathbf{U}_2 , \mathbf{V} , and \mathbf{W} , are square matrices defined in the Appendix A, and for each q ,

$$\zeta_q = (a_{1q}, \dots, a_{Nq}, b_{1q}, \dots, b_{Nq}, c_{1q}, \dots, c_{Nq}, d_{1q}, \dots, d_{Nq})^t$$

is the $4N \times 1$ matrix of unknowns. The system (11) leads to the following generalized eigenvalue problem.

$$\mathbf{L}\zeta = \sigma \text{Gr}(\mathbf{Z}_1 \cos \beta + \mathbf{Z}_2 \sin \beta)\zeta, \quad (12)$$

where \mathbf{L} , \mathbf{Z}_1 , and \mathbf{Z}_2 are block matrices given by

$$\mathbf{L} = \begin{pmatrix} \ddots & \vdots & \vdots & \vdots & \vdots \\ \cdots & -\mathbf{L}_{-1} & \epsilon \bar{\mathbf{V}} \sin \beta & \mathbf{O} & \cdots \\ \cdots & \epsilon \mathbf{V} \sin \beta & -\mathbf{L}_0 & \epsilon \bar{\mathbf{V}} \sin \beta & \cdots \\ \cdots & \mathbf{O} & \epsilon \mathbf{V} \sin \beta & -\mathbf{L}_1 & \cdots \\ \vdots & \vdots & \vdots & \vdots & \ddots \end{pmatrix}; \quad \zeta = \begin{pmatrix} \vdots \\ \zeta_{-1} \\ \zeta_0 \\ \zeta_1 \\ \vdots \end{pmatrix},$$

$$\mathbf{Z}_1 = \begin{pmatrix} \ddots & \vdots & \vdots & \vdots & \vdots \\ \cdots & \mathbf{U}_1 & \mathbf{O} & \mathbf{O} & \cdots \\ \cdots & \mathbf{O} & \mathbf{U}_1 & \mathbf{O} & \cdots \\ \cdots & \mathbf{O} & \mathbf{O} & \mathbf{U}_1 & \cdots \\ \vdots & \vdots & \vdots & \vdots & \ddots \end{pmatrix}; \quad \mathbf{Z}_2 = \begin{pmatrix} \ddots & \vdots & \vdots & \vdots & \vdots \\ \cdots & \mathbf{U}_2 & \epsilon \bar{\mathbf{W}} & \mathbf{O} & \cdots \\ \cdots & \epsilon \mathbf{W} & \mathbf{U}_2 & \epsilon \bar{\mathbf{W}} & \cdots \\ \cdots & \mathbf{O} & \epsilon \mathbf{W} & \mathbf{U}_2 & \cdots \\ \vdots & \vdots & \vdots & \vdots & \ddots \end{pmatrix}.$$

We solve the generalized eigenvalue problem (12) numerically on computer in order to obtain Gr^{-1} as the real eigenvalue after feeding a trial value of k in the interval $[0, 8]$ for fixed values of the other parameters. The procedure is repeated for the other values of k . The critical Grashof number for the onset of the instability is then computed using the following formula

$$\text{Gr}_c = \min_s \inf_{k, \gamma} \text{Gr}(\sigma, \epsilon, \omega, \beta, s, k). \quad (13)$$

The critical wave number k_c is the value of k corresponding to Gr_c .

For numerical computations, we have taken $0 \leq \epsilon \leq 0.5$, $0^\circ \leq \beta < 180^\circ$, and $0 < \omega \leq 200$. In this work, most of the numerical calculations have been performed for $\sigma = 0.71$ (air). Dependence of the onset and nature of TMILC on σ is discussed separately.

Notations. Throughout, we shall denote by k_c^H and k_c^S , the critical wave numbers corresponding to harmonic and subharmonic types of modes, respectively in TMILC. Also, it has been found that the onset of the instability of ILC is either a longitudinal mode ($\gamma = 90^\circ$) or a transverse mode ($\gamma = 0^\circ$). We shall use the notation k_c^L and k_c^T for the wave numbers corresponding to longitudinal and transverse modes of unmodulated ILC. Under modulation, we

shall denote by k_c^{LH} , the longitudinal harmonic mode; k_c^{TH} or k_c^{TS} to denote the correspondingly transverse harmonic or transverse subharmonic mode of TMILC. Finally, the symbol β_c will denote the value of β corresponding to the codimension-2 point in TMILC. Thus, for a given set of other fixed parametric values, the preferred mode of the onset of TMILC is longitudinal for $\beta < \beta_c$ and transverse for $\beta > \beta_c$.

4 Numerical results and discussion

The equation (13) has been solved numerically with the help of MATLAB programming in order to obtain the critical value of the control parameter for a given set of the other dimensionless parameters. To verify correctness of the numerical code, we have compared the numerical results obtained using the present numerical scheme with those of Hart [19] in Table 4 for the unmodulated ILC for the Prandtl number of air, that is, $\sigma = 0.71$. Clearly, the values

Table 1 Comparison of present numerical results with those obtained in Hart [19] for the transverse mode of unmodulated ILC.

β	σ	Gr (Present)	Gr Hart [19]
0°	6.7	254.8898	254.9253
12°	6.7	278.3455	275.9701
24°	6.7	509.8482	500.0000
12°	0.71	2587.028	2569.014

of Gr as obtained using the present numerical method are in good agreement with the corresponding values given in Hart [19]. The partial deviation in the numerical values of Gr might be due to the difference in the numerical methods used. Moreover, for $\epsilon = 0$ and $\sigma = 1.07$, the angle of inclination corresponding to the codimension-2 point has been found to occur for

$$(k_c^L, k_c^T, Gr_c) = (3.117875, 2.830625, 7526.231081),$$

where $\beta_c = 77.7567^\circ$ for $N = 10$, which is very close to the corresponding value $\beta_c = 77.7560^\circ$ as obtained recently in [21].

Finally, for $\epsilon > 0$, we have the following numerical values for $\beta = 90^\circ$

$$(\sigma, \epsilon, \omega, k_c^H, k_c^S, Gr_c) = (0.71, 0.3406, 5, 3.033, 2.648, 8561.187812)$$

for $N = 10$ and $L = 30$ which are in close agreement with the corresponding values obtained by Singh and bajaj [42]. These observations verify the correctness of our numerical code.

After several numerical experiments, we have found that the present numerical scheme converges for $N \geq 10$ and $L \geq 20$, where for $\beta > 150^\circ$ larger values of $N \geq 15$ and $L \geq 30$ are required to meet the numerical convergence. We have taken care of fixing N and L accordingly.

4.1 Marginal instability curves

Figure 2 shows the marginal curves in (k, Gr) -plane for $\sigma = 0.71$, $\epsilon = 0.5$, and $\omega = 5$. Each subfigure in Fig. 2 has been obtained for one value of β . In each

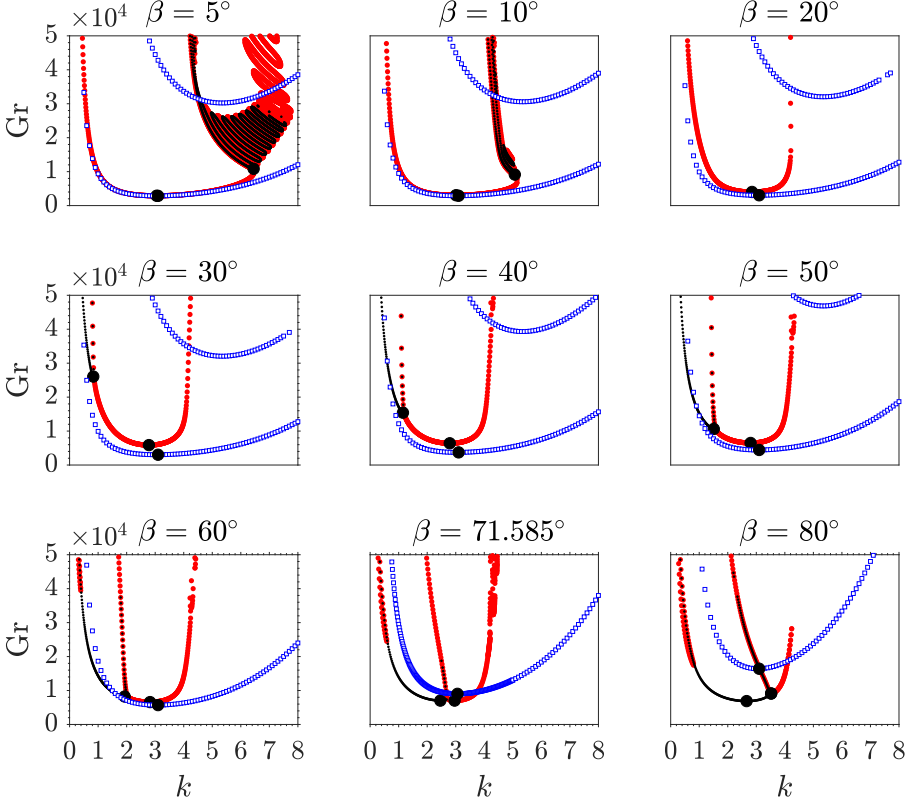


Fig. 2 The neutral instability curves in (k, Gr) -plane for $\sigma = 0.71$, $\epsilon = 0.5$, and $\omega = 5$. The points marked \square in blue correspond to the longitudinal harmonic mode. The larger (red) and smaller (black) points correspond to the transverse harmonic and subharmonic instability responses respectively. The point marked \bullet in each case denotes the minimum for the particular type of instability mode.

of the subfigures, the points marked \square in blue correspond to the longitudinal harmonic(LH) mode. The larger (red) and smaller (black) points correspond to the transverse harmonic(TH) and transverse subharmonic(TS) instability responses respectively. The point marked \bullet in a particular marginal curve corresponds to the minimum for the particular type of instability mode. The marginal curves for $\beta = 0^\circ$ consists only of a single harmonic branch [42]. However, even for the small value of $\beta = 5^\circ$, the marginal instability curves for the transverse mode consist of alternate harmonic and subharmonic tongues, where a comparatively wide harmonic instability tongue is followed by narrow pattern of alternate subharmonic and harmonic closed curves. The basic state

is unstable for the points within each such closed curve and stable outside it. The lowest value of Gr for the transverse mode occurs on the wider harmonic branch of the marginal curves. On the other hand, the marginal curve for the longitudinal mode consists of a single wide harmonic tongue on which Gr_c is attained and no subharmonic response is found to occur. For $\beta = 5^\circ$, the critical value of the control parameter for the temperature modulated ILC corresponds to a longitudinal-harmonic(LH) mode. The pattern of closed TH and TS curves appears for up to $\beta = 10^\circ$, where the number of such closed marginal curves decreases on incrementing β from 10° to 90° . The leftmost wide TH marginal curve becomes narrower on increasing β . The closed marginal curves do not appear for β in the range 10° – 90° . A small subharmonic (TH) marginal curve appears for $\beta = 30^\circ$ to the left of the wider TH branch. The entire pattern of TH, TS, and LH marginal curves shifts upwards in the (k, Gr) -plane on incrementing β from 0° to 90° , which indicates that in TMILC, the critical Grashof number increases with increasing β . The critical mode for the onset of TMILC remains LH for $0^\circ \leq \beta \leq 64.806^\circ$, where the angle of inclination $\beta = \beta_c$ denotes the codimension-2 point for the mode switching between longitudinal and transverse types with the following critical values.

$$(\beta_c, k_c^{LH}, k_c^{TH}, Gr_c) = (64.806^\circ, 3.0578, 2.8475, 6693.30).$$

We provide a more detailed description of the marginal curves for $\beta = \beta_c$ separately in Fig. 3. A meandering pattern of marginal curve is observed in a

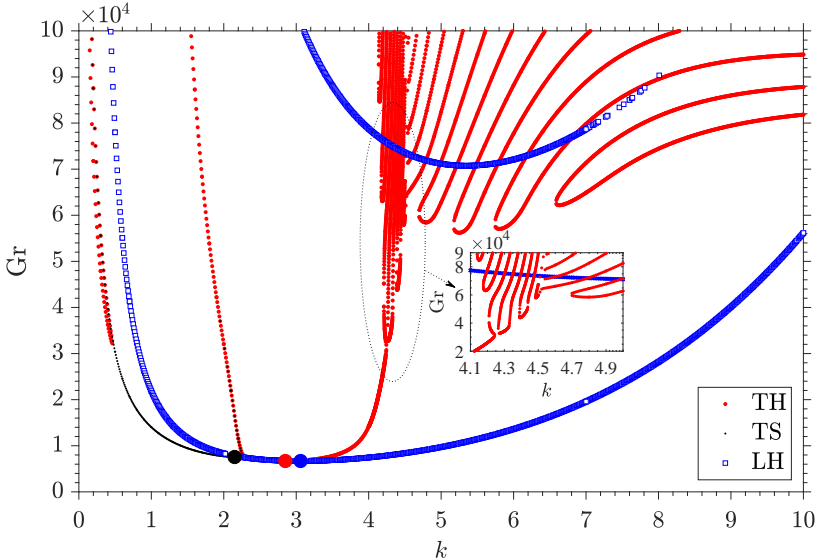


Fig. 3 Neutral instability curve in (k, Gr) -plane for $\beta = 64.806^\circ$. The other fixed parametric values are same as in Fig. 2. Each of \bullet , \cdot , and \bullet denote the minimum for TS, TH, and LH responses respectively.

neighborhood of $k = 4.1$. This meandering pattern is found to be a characteristic of the marginal curve not only for $\beta = \beta_c$ but also for rest of all positive inclinations. Also, the marginal curves for TH or LH responses are found to occur for larger wave numbers, whereas TS response is not observed for large wave numbers.

Coming back to Fig. 2, we find that for $\beta \geq \beta_c$, the critical Grashof number always corresponds to TH or TS mode. On further incrementing β , a bicritical state is observed to occur for $\beta \approx 71.585^\circ$, where

$$(k_c^{TH}, k_c^{TS}, Gr_c) = (2.9675, 2.4675, 7025.85).$$

The instability tongues corresponding to this bicritical state are of comparable sizes. For $\beta = 80^\circ$, the critical mode of instability is in the form of a pattern of transverse convective rolls executing subharmonic oscillations.

The marginal instability curves for $\beta \geq 90^\circ$ have been shown in Fig. 4 for the fixed parametric values as in Fig. 2. For $90^\circ \leq \beta < 180^\circ$ the longitudinal

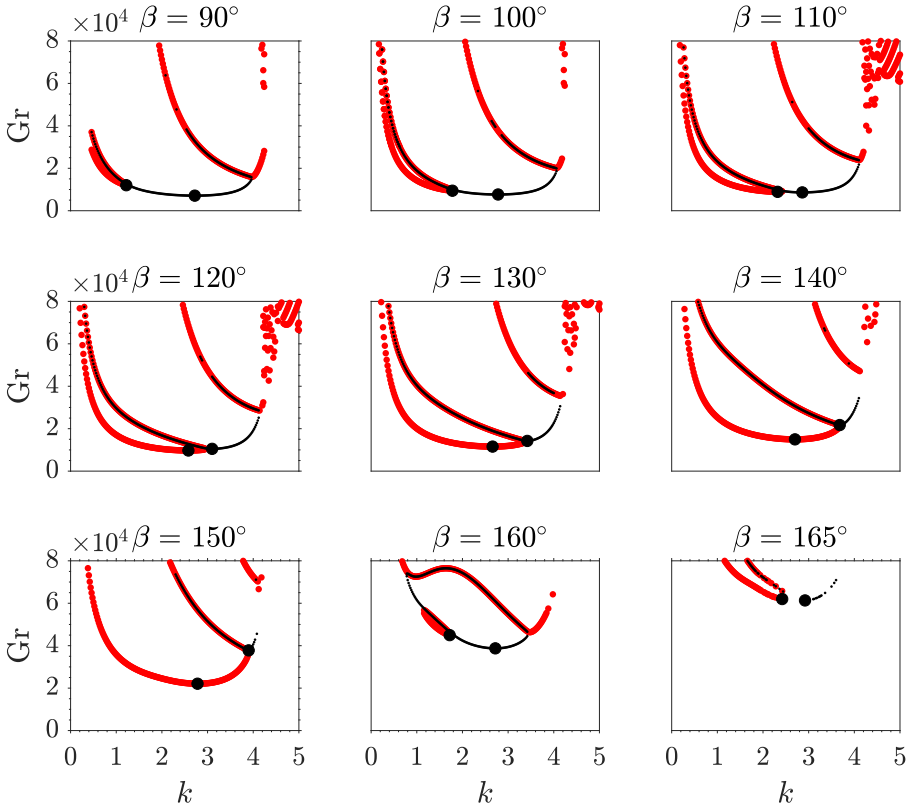


Fig. 4 The neutral instability curves in (k, Gr) -plane for the fixed parametric values and the other detail as in Fig. 2.

mode has not been found to occur in TMILC. Consequently, the instability response is either TH or TS, depending upon β . The lowest value of Grashof number occurs on the middle subharmonic marginal curve for $\beta = 90^\circ, 100^\circ$, and 110° . In each of these cases, the marginal curves alternate between the middle subharmonic branch accompanied by two left and right harmonic branches. The leftmost harmonic branch is narrow which widens as β is incremented, and for $\beta = 120^\circ$, Gr_c occurs on the leftmost harmonic marginal curve in the (k, Gr) -plane.

Under high frequency modulation and small inclinations of the fluid layer, we have observed a beautiful “Boot-pattern” of the marginal curves corresponding to the transverse mode. Figure 5 shows such a pattern for the Prandtl number of air $\epsilon = 0.5$ and $\omega = 50$. For $\beta = 0^\circ$ there is a single wide TH

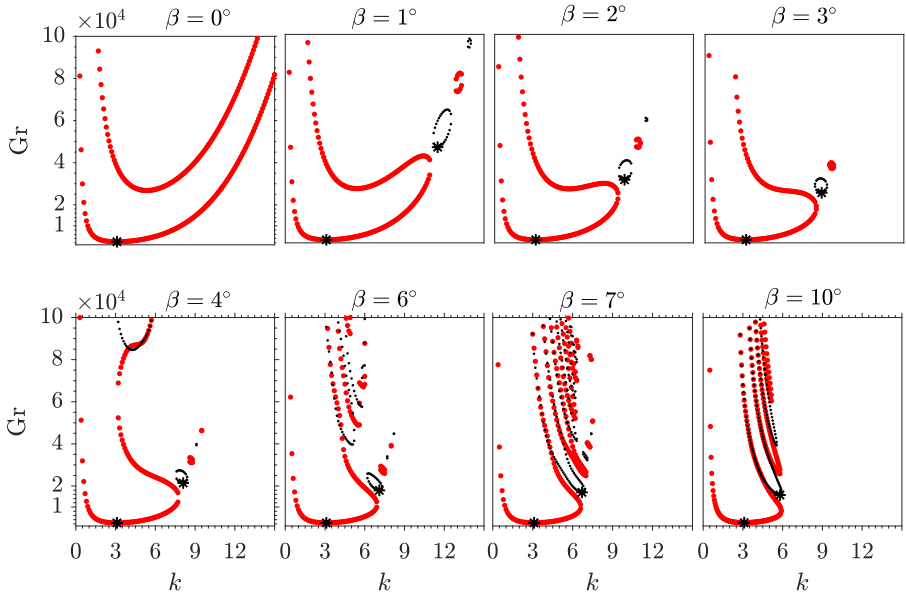


Fig. 5 Marginal curve in (k, Gr) -plane for the transverse mode of TMILC for $\sigma = 0.71$, $\epsilon = 0.5$, and $\omega = 50$. The thicker (red) and thinner (black) parts of the curve correspond to TH and TS responses respectively. Each of the points marked \bullet corresponds to a bicritical state.

instability tongue in the (k, Gr) -plane within which the basic flow is unstable and stable otherwise. For $\beta = 1^\circ$, multiple marginal curves alternate between harmonic and subharmonic branches, where there is a leftmost boot-shaped larger harmonic branch on which Gr_c occurs, followed by alternate subharmonic and harmonic small closed curves. The entire pattern shifts towards the lower wave-numbers on incrementing β . For $\beta = 6^\circ$, a single larger harmonic instability tongue appears along with multiple smaller marginal curves alternating between harmonic and subharmonic types and also a pattern of closed curves alternating between harmonic and subharmonic types. With a

further increase of β , the entire pattern of the smaller instability tongues and the closed loops come closer, and eventually the closed curves disappear for $\beta \approx 10^\circ$.

4.2 Effect of the angle of inclination on the onset

Figure 6 shows the variation of Gr_c with β for $\sigma = 0.71$, $\epsilon = 0, 0.5$, and $\omega = 5$. For the unmodulated ILC, that is for $\epsilon = 0$, the instability response

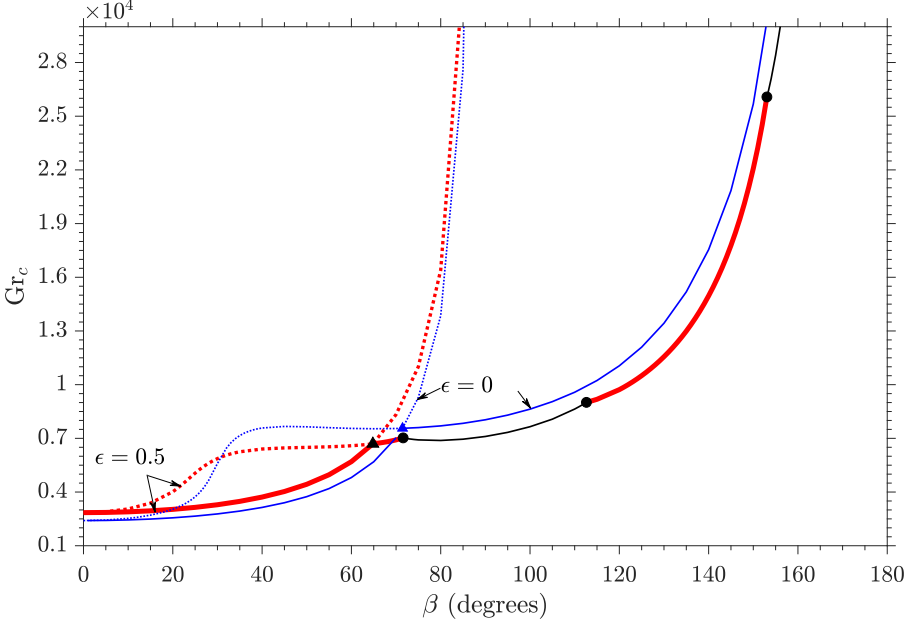


Fig. 6 Gr_c vs β for $\sigma = 0.71$, $\epsilon = 0, 0.5$, and $\omega = 5$. The thinner (magenta) curves and the thicker (red) curves correspond to $\epsilon = 0$ and $\epsilon = 0.5$, respectively. The thick (blue) curve for $\epsilon = 0.5$ corresponds to LH mode. The thicker (red) and thinner (black) points on the curve $\epsilon = 0.5$ correspond to TS and TH modes, respectively. The points marked \bullet correspond to bicritical states. The points marked \blacktriangle on curves $\epsilon = 0$ and $\epsilon = 0.5$ correspond to β_c .

is a longitudinal mode for β in the range 0° – 71.44° , whereas the instability response is a transverse mode for $71.44^\circ < \beta < 180^\circ$. Also, Gr_c is an increasing function of β where the increase is abrupt in a neighborhood of $\beta = 180^\circ$.

A similar variation of Gr_c with β is found to occur under modulation for $\epsilon = 0.5$ and $\omega = 5$. Here, the preferred mode for the onset of TMILC is a LH mode for $0^\circ \leq \beta < 64.806^\circ$. The angle of inclination 64.806° corresponds to the codimension-2 point (See Fig. 3). For $64.806^\circ < \beta < 71.585^\circ$, the instability response is a transverse harmonic mode, and a bicritical state is observed to occur for $\beta \approx 71.585^\circ$ with the following critical values.

$$(k_c^{TH}, k_c^{TS}, Gr_c) = (2.9675, 2.4675, 7025.846).$$

For $71.585^\circ < \beta < 112.63^\circ$, the instability response in TMILC is a TS mode till another bicritical state occurs for

$$(\beta, k_c^{TS}, k_c^{TH}, \text{Gr}_c) = (112.63^\circ, 2.9143, 2.4300, 9011.171).$$

For $112.63^\circ < \beta < 153.0470^\circ$, the instability response is a TH mode. Yet another bicritical state is observed for $\beta \approx 153.0470^\circ$ with

$$(k_c^{TH}, k_c^{TS}, \text{Gr}_c) = (2.9060, 2.4690, 26076.20).$$

Beyond $\beta = 153.0470^\circ$, the instability response is found to be a TS mode. It is interesting to observe that

$$\text{Gr}_c |_{\epsilon=0} \begin{cases} < \text{Gr}_c |_{\epsilon=0.5} & \text{for } 0^\circ \leq \beta < 70^\circ; \\ > \text{Gr}_c |_{\epsilon=0.5} & \text{for } 70^\circ < \beta < 180^\circ. \end{cases}$$

This shows that the onset of TMILC gets delayed by modulation for $0^\circ \leq \beta < 71.585^\circ$ and the onset gets advanced under modulation for $71.585^\circ < \beta < 180^\circ$.

The corresponding variation of k_c with β is shown in Fig. 7. The critical

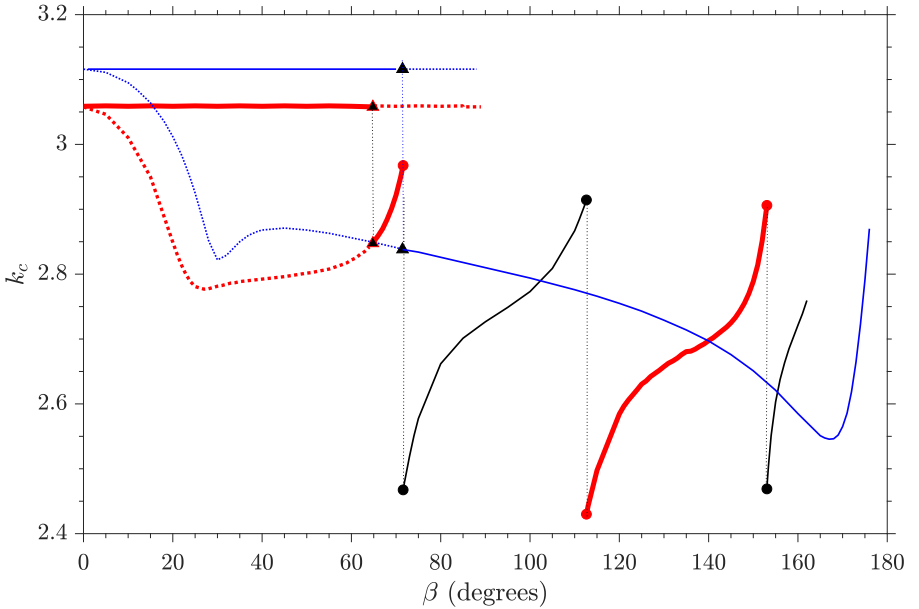


Fig. 7 k_c vs β for the fixed parametric values and other detail as in Fig. 6.

wave number k_c^L or k_c^{LH} for the onset of TMILC is independent of β under the absence as well as the presence of the modulation. However, the critical wave number corresponding to the transverse mode is a nonconstant function

of β . For $\epsilon = 0$, k_c^T is a decreasing continuous function of β upto 168° approximately, beyond which k_c^T increases sharply with β on further increase of β . Under modulation, a discontinuity occurs in k_c for the value of β at which a bicritical state occurs in TMILC. Such a bicritical state is responsible for a mode switching between harmonic and subharmonic types. Between any two consecutive bicritical states, k_c is an increasing function of β .

4.3 Effect of modulation on mode switching

The angle of inclination for the codimension-2 point for the steady ILC is $\beta_c \approx 71.4483^\circ$ for the Prandtl number of air, with the following critical values

$$(k_c^L, k_c^T, Gr_c) \approx (3.116, 2.838, 7560.021990).$$

Under modulation, the parameter β_c is a function of the modulation parameters. In this view, we have obtained Fig. 8, which shows the variation of β_c with ϵ for $\sigma = 0.71$, and for $\omega = 5, 10$. The curve for each value of ω consists of alternate harmonic and subharmonic parts separated by an intermediate bicritical state.

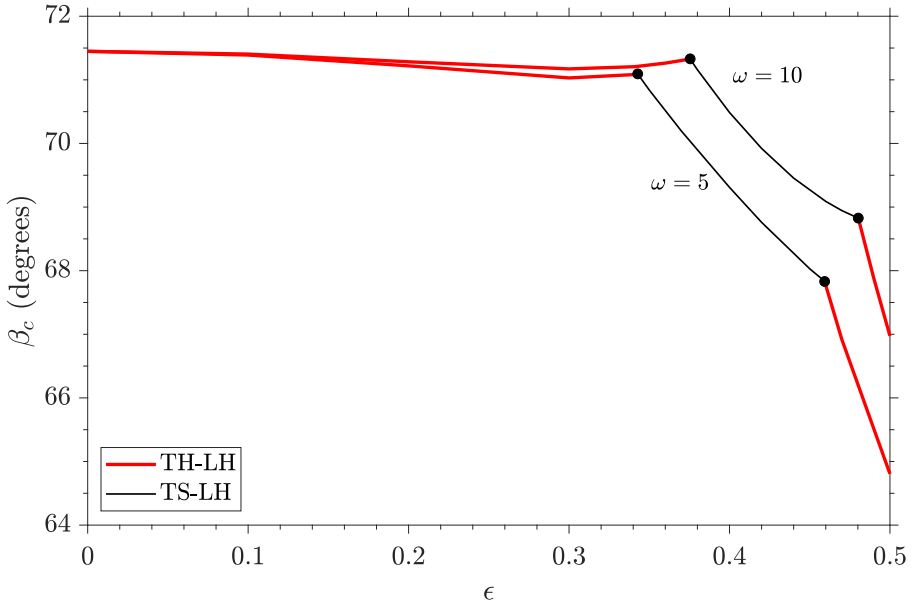


Fig. 8 β_c vs ϵ for $\sigma = 0.71$ and $\omega = 5, 10$. The thicker (red) and thinner (black) parts of the curve correspond to harmonic and subharmonic responses respectively. Each of the points marked \bullet corresponds to a bicritical state.

First we explain the curve $\omega = 5$. The parameter β_c decreases slightly from 71.4483° to 71.0300° , when ϵ is varied from 0 to 0.3 approximately, where the instability response of TMILC is harmonic. For $0.3 \leq \epsilon \leq 0.3428$, the

parameter β_c increases slightly with ϵ , and a bicritical state is observed to occur for $\epsilon \approx 0.3428$ with the following critical values.

$$(\beta_c, k_c^{TH}, k_c^{TS}, k_c^{LH}, \text{Gr}_c) \approx (71.094^\circ, 3.019, 2.579, 3.104, 7903.3).$$

For $0.3428 < \epsilon < 0.4593$, the instability response is subharmonic and β_c decreases significantly to 67.830° for $\epsilon = 0.4528$ when another bicritical state occurs for the following critical values

$$(\epsilon, \beta_c, k_c^{TS}, k_c^{TH}, k_c^{LH}, \text{Gr}_c) \approx (0.4528, 67.83^\circ, 2.486, 2.980, 3.081, 7264.6).$$

Beyond $\epsilon = 0.4593$, β_c decreases rapidly with ϵ and the instability response remains harmonic. These observations show that under modulation, the inclination corresponding to the codimension-2 point is either harmonic, or subharmonic, or bicritical, depending upon the amplitude of modulation.

A similar variation of β_c with ϵ occurs for $\omega = 10$. Here, the instability region for the onset of longitudinal mode expands in comparison with the one that corresponds to $\omega = 5$.

To see the dependence of β_c on ω , we have obtained Fig. 9 for two distinct values of $\epsilon = 0.3428, 0.5$ and $\sigma = 0.71$. The thicker (red) and thinner (black) parts of each of the curves in Fig. 9 correspond to harmonic and subharmonic responses respectively. Each of the points marked \bullet corresponds to a bicritical state. It is evident from Fig. 9 that the locus of the angle of inclination corresponding to the codimension-2 point in the (ω, Gr_c) -plane for TMILC consists of alternating TH-LH and TS-LH branches connected through an intermediate bicritical state. First we explain the curve $\epsilon = 0.3428$. For $2 \leq \omega < 5$, the codimension-2 point occurs through a TS-LH response, where β_c decreases with ω for $2 \leq \omega < 4$, attains a minimum for $\omega \approx 4$, and increases with omega for $4 < \omega < 5$. For $\omega = 5$ the codimension-2 point corresponds to a bicritical state as discussed earlier for $\beta_c \approx 71.094^\circ$. For $\omega > 5$, the value of β_c corresponds to a TH-LH response, where β_c increases with ω for $5 < \omega < 50$ and attains a maximum value $\beta_c \approx 72.0620^\circ$ for $\omega \approx 50$. Only 1.36% increase in β_c with ω is observed to occur for $\omega > 5$, which shows that in TMILC, the high frequency modulation will have little effect on the angle of inclination corresponding to the codimension-2 point. Beyond $\omega = 50$, β_c decreases slowly with a further increase of ω and eventually approaches the following:

$$\lim_{\omega \rightarrow \infty} \beta_c(\omega) = 71.4483^\circ = \lim_{\epsilon \rightarrow 0} \beta_c.$$

A similar dependence of β_c on ω can be observed for $\epsilon = 0.5$, where the dependence is significant for $2 \leq \omega \leq 22.254$. Here, β_c corresponds to a TH-LH response for $2 \leq \omega < 12.469$, and a bicritical state is observed for

$$(\omega, \beta_c, k_c^{TH}, k_c^{TS}, k_c^{LH}, \text{Gr}_c) = (12.469, 69.237^\circ, 3.018, 2.239, 3.071, 7715.8).$$

The parameter β_c decreases with ω for $2 \leq \omega \leq 3$, attains a minimum for $\omega = 3$, and then β_c increases rapidly with ω for $3 \leq \omega \leq 22.254$. For $12.469 < \omega < 22.254$, β_c corresponds to a TS-LH response, when another bicritical state occurs for $\omega \approx 22.254$, which corresponds to the following values

$$(\beta_c, k_c^{TS}, k_c^{TH}, k_c^{LH}, \text{Gr}_c) = (72.829^\circ, 2.023, 3.009, 3.081, 8837.8).$$

Beyond $\omega = 22.254$, the variation in β_c with ω for $\epsilon = 0.5$ is similar as in the case of $\epsilon = 0.3428$.

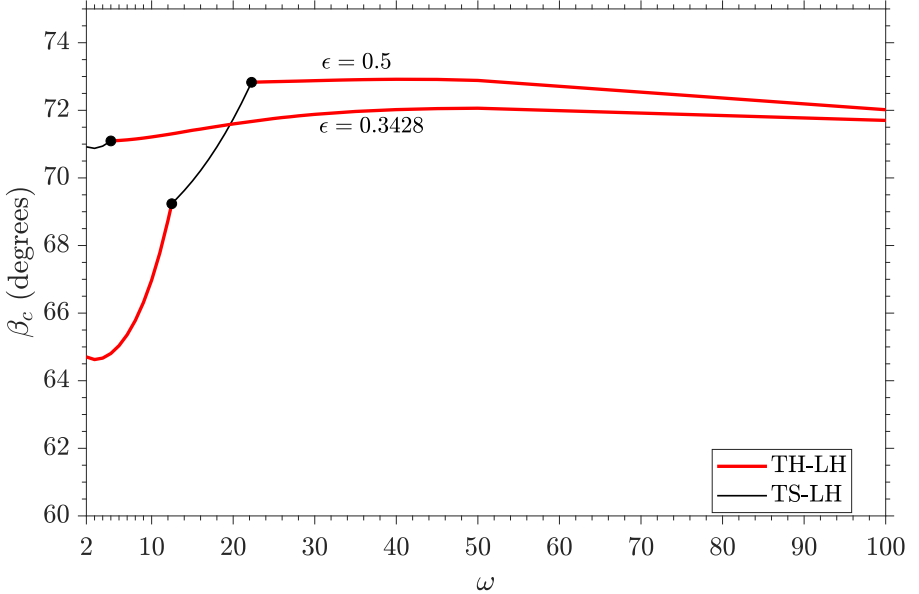


Fig. 9 β_c vs ω for $\sigma = 0.71$ and $\epsilon = 0.5, 0.3428$. The thicker (red) and thinner (black) parts of the curve correspond to TH-LH and TS-LH responses respectively. Each of the points marked \bullet corresponds to a bicritical state.

5 Prandtl number dependence

Figure 10 shows variation of β_c with σ for $\epsilon = 0, 0.5$ and $\omega = 5, 10$. The dotted, dashed, and solid curves correspond to $\epsilon = 0$, $(\epsilon, \omega) = (0.5, 5)$, and $(\epsilon, \omega) = (0.5, 10)$, respectively. The thicker (red, blue) and thinner (black) parts of each of the curves for $\epsilon = 0.5$ correspond to TH-LH and TS-LH responses, respectively. In the absence of modulation ($\epsilon = 0$), the parameter β_c is a monotonically increasing function of σ , where the rate of increase of β_c with respect to σ is sharp for small values of σ and the rate is negligible for large values of σ . It is well known that for the unmodulated ILC, $\beta_c = 0^\circ$ for all fluids with $\sigma < 0.26$ and $\beta_c > 0$ for $\sigma \geq 0.26$ approximately [47, 48].

Under modulation ($\epsilon = 0.5$), a similar observation prevails. In fact the variation of β_c with σ is similar in the two typical cases $\epsilon = 0$ and $\epsilon = 0.5$ except that for $\epsilon = 0.5$, the nature of the onset of the instability for β_c can be one of the three modes TH-LH, TS-LH, and TH-TS-LH. More precisely, for $\epsilon = 0.5$ and $\omega = 5$, $\beta_c > 0^\circ$ for all $\sigma \geq 0.24$ and $\beta_c = 0^\circ$ otherwise. Also, β_c corresponds to TH-LH mode for $0 < \sigma < 0.7766$ and a bicritical state (a TH-TS-LH mode) with

$$(\sigma, \beta_c, k_c^{TH}, k_c^{TS}, k_c^{LH}, \text{Gr}_c) \approx (0.7766, 67.996^\circ, 2.971, 2.492, 3.051, 6921.34).$$

For $0.7766 < \sigma < 1.0308$, the parameter β_c corresponds to a TS-LH mode. The value $\sigma = 1.0308$ corresponds to another bicritical state with the following numerical values

$$(\beta_c, k_c^{TS}, k_c^{TH}, k_c^{LH}, \text{Gr}_c) \approx (73.4314^\circ, 2.900, 2.478, 3.038, 6719.5).$$

For $\sigma > 1.0308$, β_c corresponds to a TH-LH mode where for all sufficiently large values of σ , the rate of change of β_c with σ is negligible.

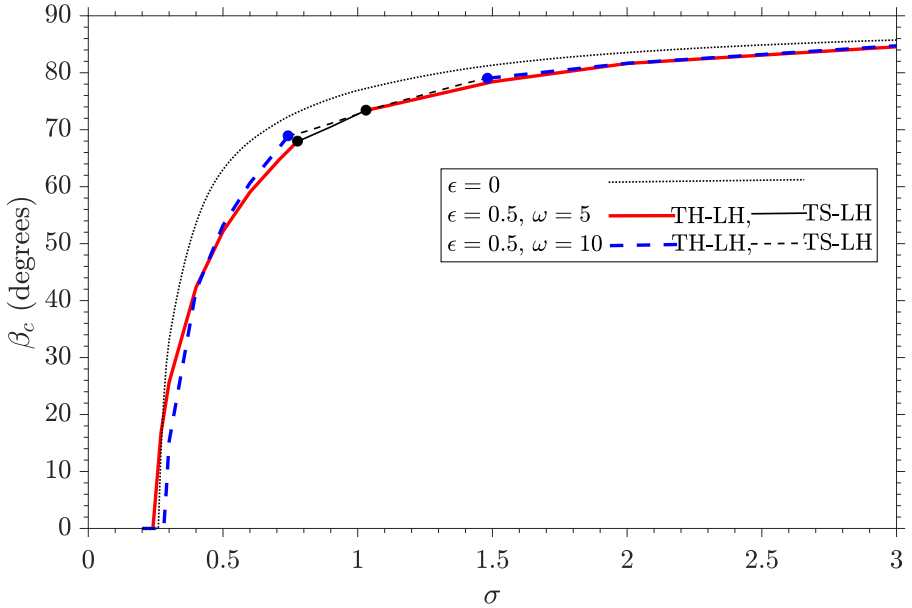


Fig. 10 β_c vs σ for $\epsilon = 0, 0.5$, and $\omega = 5, 10$. The dotted curve corresponds to $\epsilon = 0$. The thicker (red) and thinner (black) solid curves are drawn for $(\epsilon, \omega) = (0.5, 5)$. The thicker (blue) and thinner (black) dashed curves are drawn for $(\epsilon, \omega) = (0.5, 10)$. The thicker and thinner curves for $\epsilon = 0.5$ correspond to TH-LH and TS-LH responses respectively. Each of the points marked \bullet corresponds to a bicritical state.

A similar variation of β_c with σ occurs for $\epsilon = 0.5$ and $\omega = 10$ (dashed curves), where we note that $\beta_c = 0^\circ$ for $\sigma < 0.279$ and $\beta_c > 0^\circ$ otherwise.

Also, β_c corresponds to a TH-LH mode for $0 < \sigma < 0.7414$, a TS-LH mode for $0.7414 < \sigma < 1.4815$, and a TH-TS-LH mode for $\sigma = 0.7414, 1.4815$. The curves $\omega = 5$ and $\omega = 10$ are practically indistinguishable for $\sigma > 1$, which indicates that under modulation, an increase of ω has negligible effect on β_c for the fluids having large Prandtl number.

6 Concluding remarks

The Floquet analysis of TMILC reveals interesting pattern of the nature of the onset of the instability.

The marginal instability curve for the longitudinal perturbations in TMILC consists of a single wide instability tongue in the space of the wave number of the perturbations and the Grashof number, and the instability response is harmonic.

On the other hand, the marginal instability curves for the transverse perturbations in TMILC consist of an alternate pattern of harmonic and subharmonic regions in the space of the wave number of the perturbations and the Grashof number. In this case the instability response of TMILC can be either harmonic, or subharmonic, or bicritical, depending upon the modulation parameters and the angle of inclination of the layer with respect to the horizontal.

The onset mode of TMILC is found to be a time periodically oscillating pattern of convective rolls which corresponds to any of the following six modes: TH, TS, LH, TH-LH, TS-LH, TH-TS-LH, depending upon the orientation of the layer with respect to the horizontal and the modulation parameters. The modulation effects are significant for low to moderate forcing frequencies, and are negligible for sufficiently large frequencies.

Except for a neighborhood of the angle of inclination for the codimension-2 point, the modulation delays the onset of the longitudinal mode of TMILC and the modulation favors the onset of the transverse mode of TMILC.

The angle of inclination for the codimension-2 point is also a function of the modulation parameters and Prandtl number of the fluid. The rate of variation of the angle of inclination for the codimension-2 point with the Prandtl number is significant for the low Prandtl number fluids.

The present analysis on TMILC is mainly focussed on investigating the effect of modulation on the value of the angle of inclination of the fluid layer with respect to the horizontal below which the preferred onset mode of TMILC is longitudinal and above which the preferred onset mode is transverse. For such an inclination, Floquet theory allows us to further classify the nature of the onset of the instability in the form of a time-periodic flow among the harmonic and the subharmonic types.

However, for large Prandtl number fluids, the onset of the instability even in the unmodulated ILC can be an oscillatory mode for $\sigma > 12.5$. Under modulation, such a mode becomes a quasi-periodic mode. Consequently, for a fluid with $\sigma > 12.5$, a further investigation of the onset of TMILC is needed to be done to include the possibility of a quasi-periodic mode, and we leave this task for future research.

Acknowledgments. The present research work is supported by Science and Engineering Research Board (SERB), Government of India under MATRICS Scheme wide project grant no. **MTR/2017/000575** awarded to the author.

Declarations

The author declares that he has no competing interest.

Appendix A

To define various matrices and block matrices, we proceed as follows: Let O and I respectively denote the zero matrix and the identity matrix each of order $N \times N$. Also, for $X_\ell, Y_j \in \mathcal{L}^2(-\frac{1}{2}, \frac{1}{2})$ with $1 \leq \ell, j \leq N$, we define $\langle X_\ell, Y_j \rangle$ as the $N \times N$ matrix whose (ℓ, j) th entry is equal to $\int_{-\frac{1}{2}}^{\frac{1}{2}} X_\ell(x) \overline{Y_j(x)} dx$. Having said this, the following block matrices have been used in (11) for each $q = -L, \dots, L$.

$$\mathbf{L}_q = \frac{i\omega(s+q)}{\sigma} \begin{pmatrix} L_1(q) - A_1 & O & O & O \\ O & L_2(q) - B_2 & O & O \\ O & -\langle \Psi_\ell, \mathcal{S}_j \rangle & \frac{\sigma}{2}I - C_3 & O \\ -\langle \Phi_\ell, \mathcal{C}_j \rangle & O & O & \frac{\sigma}{2}I - D_4 \end{pmatrix} - \mathbf{U}_0, \quad (\text{A1})$$

$$\mathbf{U}_1 = k^2 \begin{pmatrix} O & O & O & \langle \mathcal{C}_\ell, \Phi_j \rangle \\ O & O & \langle \mathcal{S}_\ell, \Psi_j \rangle & O \\ O & O & O & O \\ O & O & O & O \end{pmatrix}, \quad (\text{A2})$$

$$\mathbf{U}_2 = \frac{k}{6} \begin{pmatrix} O & A_2 & 6A_3 & O \\ B_1 & O & O & 6B_4 \\ O & O & O & -\langle h(x)\mathcal{C}_\ell, \mathcal{S}_j \rangle \\ O & O & -\langle h(x)\mathcal{S}_\ell, \mathcal{C}_j \rangle & O \end{pmatrix}, \quad (\text{A3})$$

$$\mathbf{V} = \begin{pmatrix} O & O & O & O \\ O & O & O & O \\ O & G_2 & O & O \\ H_1 & O & O & O \end{pmatrix}; \quad \mathbf{W} = \frac{k}{2i\omega(1-\sigma)} \begin{pmatrix} O & E_2 & O & O \\ F_1 & O & O & O \\ O & O & O & \sigma G_4 \\ O & O & \sigma H_3 & O \end{pmatrix}, \sigma \neq 1. \quad (\text{A4})$$

Letting $h(x) = x(x^2 - \frac{1}{4})$, we have for all $1 \leq j, \ell \leq N$ the following matrices.

$$L_1(q) = \langle \Phi_\ell'', \Phi_j \rangle - k^2 \langle \delta_{\ell j} \rangle; \quad L_2(q) = \langle \Psi_\ell'', \Psi_j \rangle - k^2 \langle \delta_{\ell j} \rangle, \quad (\text{A5})$$

$$A_1 = \langle (\lambda_\ell^4 + k^4) \delta_{\ell j} \rangle - 2k^2 \langle \Phi_\ell'', \Phi_j \rangle, \quad (\text{A6})$$

$$A_2 = \frac{1}{\sigma} \{ \langle h(x) \Psi_\ell'', \Phi_j \rangle - \langle h''(x) \Psi_\ell, \Phi_j \rangle - k^2 \langle h(x) \Psi_\ell, \Phi_j \rangle \}, \quad (\text{A7})$$

$$A_3 = 2\pi \langle \ell \cos\{2\ell\pi x\}, \Phi_j \rangle, \quad (\text{A8})$$

$$B_1 = \frac{1}{\sigma} \{ \langle h''(x) \Phi_\ell, \Psi_j \rangle - \langle h(x) \Phi_\ell'', \Psi_j \rangle + k^2 \langle h(x) \Phi_\ell, \Psi_j \rangle \}, \quad (\text{A9})$$

$$B_2 = \langle (\mu_\ell^4 + k^4) \delta_{\ell j} \rangle - 2k^2 \langle \Psi_\ell'', \Psi_j \rangle, \quad (\text{A10})$$

$$B_4 = \pi \langle (2\ell - 1) \sin\{(2\ell - 1)\pi x\}, \Psi_j \rangle, \quad (\text{A11})$$

$$C_3 = -\frac{1}{2} \langle (4\pi^2 \ell^2 + k^2) \delta_{\ell j} \rangle; \quad D_4 = -\frac{1}{2} \langle ((2\ell - 1)^2 \pi^2 + k^2) \delta_{\ell j} \rangle. \quad (\text{A12})$$

For $\sigma > 0$ and X_ℓ, Y_j in $\mathcal{L}^2(-\frac{1}{2}, \frac{1}{2})$, we define $\langle M_\sigma(X_\ell, Y_j) \rangle$ and $\langle N_\sigma(X_\ell, Y_j) \rangle$ as the $N \times N$ matrices whose (ℓ, j) th entries are $\int_{-1/2}^{1/2} f_\sigma(x, \omega) X(x) \overline{Y(x)} dx$ and $\int_{-1/2}^{1/2} X(x) \frac{\partial}{\partial x} f_\sigma(x, \omega) \overline{Y(x)} dx$, respectively. The following matrix entries are used in (A4).

$$E_2 = \langle M_1(\Psi_\ell'', \Phi_j) \rangle - (\iota\omega + k^2) \langle M_1(\Psi_\ell, \Phi_j) \rangle + \left(\frac{\iota\omega}{\sigma} + k^2 \right) \langle M_\sigma(\Psi_\ell, \Phi_j) \rangle - \langle M_\sigma(\Psi_\ell'', \Phi_j) \rangle, \quad (\text{A13})$$

$$F_1 = (\iota\omega + k^2) \langle M_1(\Phi_\ell, \Psi_j) \rangle - \langle M_1(\Phi_\ell'', \Psi_j) \rangle - \left(\frac{\iota\omega}{\sigma} + k^2 \right) \langle M_\sigma(\Phi_\ell, \Psi_j) \rangle + \langle M_\sigma(\Phi_\ell'', \Psi_j) \rangle, \quad (\text{A14})$$

$$G_2 = -\frac{1}{2} \langle N_1(\Psi_\ell, \mathcal{S}_j) \rangle; \quad G_4 = -\langle M_1(\mathcal{C}_\ell, \mathcal{S}_j) \rangle + \langle M_\sigma(\mathcal{C}_\ell, \mathcal{S}_j) \rangle, \quad (\text{A15})$$

$$H_1 = -\frac{1}{2} \langle N_1(\Phi_\ell, \mathcal{C}_j) \rangle; \quad H_3 = \langle M_1(\mathcal{S}_\ell, \mathcal{C}_j) \rangle - \langle M_\sigma(\mathcal{S}_\ell, \mathcal{C}_j) \rangle. \quad (\text{A16})$$

References

- [1] Tritton, D.J.: Transition to turbulence in the free convection boundary layers on an inclined heated plate. *J. Fluid Mech.* **16**(3), 417–435 (1963)
- [2] Kierkus, W.T.: An analysis of laminar free convection flow and heat transfer about an inclined isothermal plate. *Int. J. Heat Mass Trans.* **11**(2), 241–253 (1968)
- [3] Sparrow, E.M., Husar, R.B.: Longitudinal vortices in natural convection flow on inclined plates. *J. Fluid Mech.* **37**(2), 251–255 (1969)
- [4] Lloyd, J.R., Sparrow, E.M.: On the instability of natural convection flow on inclined plates. *J. Fluid Mech.* **42**(3), 465–470 (1970)
- [5] Clever, R.M.: Finite amplitude longitudinal convection rolls in an inclined layer. *J. Heat Trans.* **95**(3), 407–408 (1973)

- [6] Hollands, K.G.T., Unny, T.E., Raithby, G.D., Konicek, L.: Free convective heat transfer across inclined air layers. *J. Heat Trans.* **98**(2), 189–193 (1976)
- [7] Clever, R.M., Busse, F.H.: Instabilities of longitudinal convection rolls in an inclined layer. *J. Fluid Mech.* **81**(1), 107–127 (1977)
- [8] Hideo, I.: Experimental study of natural convection in an inclined air layer. *Int. J. Heat Mass Trans.* **27**(8), 1127–1139 (1984)
- [9] Chandrasekhar, S.: *Hydrodynamic and Hydromagnetic Stability*. Oxford University Press, Oxford, ??? (1966)
- [10] Drazin, P.G., Reid, W.H.: *Hydrodynamic stability*. Cambridge University Press, Cambridge, England, ??? (2004)
- [11] Koschmieder, E.L.: *Bénard Cells and Taylor Vortices*. Cambridge University Press, ??? (1993)
- [12] Bodenschatz, E., Pesch, W., Ahlers, G.: Recent developments in Rayleigh-Bénard convection. *Annu. Rev. Fluid Mech.* **32**, 709–778 (2000)
- [13] Batchelor, G.K.: Heat transfer by free convection across a closed cavity between vertical boundaries at different temperatures. *Quart. Appl. Math.* **XII**, 209–233 (1954)
- [14] Vest, C.M., Arpaci, V.S.: Stability of natural convection in a vertical slot. *J. Fluid Mech.* **36**, 1–15 (1969)
- [15] Chait, A., Korpela, S.A.: The secondary flow and its stability for natural convection in a tall vertical enclosure. *J. Fluid Mech.* **200**, 189–216 (1989)
- [16] Korpela, S.A., Gözum, D., Baxi, C.B.: On the stability of the conduction regime of natural convection in a vertical slot. *Int. J. Heat Mass Tran.* **16**, 1683–1690 (1973)
- [17] Bergholz, R.F.: Instability of steady natural convection in a vertical fluid layer. *J. Fluid Mech.* **84**, 743–768 (1978)
- [18] Suslov, S.A.: Thermomagnetic convection in a vertical layer of ferromagnetic fluid. *Phys. Fluids* **20**, 084101 (2008)
- [19] Hart, J.E.: Stability of the flow in a differentially heated inclined box. *J. Fluid Mech.* **47**(3), 547–576 (1971)
- [20] Daniels, K.E., Plapp, B.B., Bodenschatz, E.: Pattern formation in inclined layer convection. *Phys. Rev. Lett.* **84**(23), 5320–5323 (2000)

- [21] Subramanian, P., Brausch, O., Daniels, K.E., Bodenschatz, E., Schneider, T.M., Pesch, W.: Spatio-temporal patterns in inclined layer convection. *J. Fluid Mech.* **794**, 719–745 (2016)
- [22] Reetz, F., Schneider, T.M.: Invariant states in inclined layer convection. part 1. temporal transitions along dynamical connections between invariant states. *J. Fluid Mech.* **898**(A22), 1–31 (2020)
- [23] Reetz, F., Subramanian, P., Schneider, T.M.: Invariant states in inclined layer convection. part 2. bifurcations and connections between branches of invariant states. *J. Fluid Mech.* **898**(A23), 1–38 (2020)
- [24] Tuckerman, L.S.: Ricocheting inclined layer convection states. *J. Fluid Mech.* **900**(F1), 1–4 (2020)
- [25] Arora, M., Singh, J., Bajaj, R.: Nonlinear stability of natural convection in an inclined fluid layer. *Int. J. Appl. Comput. Math.* **6:21**, 1–15 (2020)
- [26] Edwards, W.S., Fauve, S.: Patterns and quasi-patterns in the Faraday experiment. *J. Fluid Mech.* **278**, 123 (1994)
- [27] Besson, T., Edwards, W.S., Tuckerman, L.S.: Two-frequency parametric excitation of surface waves. *Phys. Rev. E* **54**, 507–513 (1996)
- [28] Arbell, H., Fineberg, J.: Pattern formation in two-frequency forced parametric waves. *Phys. Rev. E* **65**, 036224 (2002)
- [29] Batson, W., Zoueshtiagh, F., Narayanan, R.: Two-frequency excitation of single-mode Faraday waves. *J. Fluid Mech.* **764**, 538–571 (2015)
- [30] Singh, J., Bajaj, R.: Temperature modulation in Rayleigh-Bénard convection. *ANZIAM J.* **20**, 231 (2008)
- [31] Smorodin, B.L., Lücke, M.: Convection in binary mixtures with modulated heating. *Phys. Rev. E* **79**, 026315 (2009)
- [32] Singh, J., Bajaj, R.: Temperature modulation in ferrofluid convection. *Phys. Fluids* **21**, 064105 (2009)
- [33] Singh, J., Bajaj, R.: Convective instability in a ferrofluid layer with temperature-modulated rigid boundaries. *Fluid Dyn. Res.* **43**, 025502 (2011)
- [34] Singh, J., Bajaj, R., Kaur, P.: Bicritical states in temperature-modulated Rayleigh-Bénard convection. *Phys. Rev. E* **92**, 013005 (2015)
- [35] Kaur, P., Singh, J., Bajaj, R.: Rayleigh-Bénard convection with two-frequency temperature modulation. *Phys. Rev. E* **93**, 043111 (2016)

- [36] Kaur, P., Singh, J.: Heat transfer in thermally modulated two-dimensional Rayleigh Bénard convection. *Int. J. Ther. Sci.* **114**, 35–43 (2017)
- [37] Farooq, A., Homsy, G.M.: Linear and nonlinear dynamics of a differentially heated slot under gravity modulation. *J. Fluid Mech.* **313**, 1–38 (1996)
- [38] Volmer, U.E., Müller, H.W.: Quasiperiodic patterns in Rayleigh-Bénard convection under gravity modulation. *Phys. Rev. E* **56**, 5423–5430 (1997)
- [39] Bajaj, R.: Thermodiffusive magneto convection in ferrofluids with two-frequency gravity modulation. *J. Magn. Magn. Mater.* **288**, 483–494 (2005)
- [40] Chen, W.Y., Chen, C.F.: Effect of gravity modulation on the stability of convection in a vertical slot. *J. Fluid Mech.* **395**, 327–344 (1999)
- [41] Baxi, C.B., Arpaci, V.S., Vest, C.M.: Stability of natural convection in an oscillating vertical slot. *Proc. Heat Transfer and Fluid Mechanics Inst.* (Ed. L. R. Davis and R. E. Wilson Stanford University Press), 171–183 (1974)
- [42] Singh, J., Bajaj, R.: Stability of temperature modulated convection in a vertical fluid layer. *Appl. Math. Model.* **61**, 408–420 (2018)
- [43] Singh, J., Kaur, P., Bajaj, R.: Bicritical states in a vertical layer of fluid under two frequency temperature modulation. *Phys. Rev. E* **101**, 023109 (2020)
- [44] Davis, S.H.: The stability of time periodic flows. *Annu. Rev. Fluid Mech.* **8**, 57–74 (1976)
- [45] Miles, J., Henderson, D.: Parametrically forced surface waves. *Annu. Rev. Fluid Mech.* **22**, 143–165 (1990)
- [46] Kumar, K., Tuckerman, L.S.: Parametric instability of the interface between two fluids. *J. Fluid Mech.* **279**, 49–68 (1994)
- [47] Korpela, S.A.: A study on the effect of Prandtl number on the stability of the conduction regime of natural convection in an inclined slot. *Int. J. Heat Mass Trans.* **17**, 215–222 (1974)
- [48] Chen, Y.M., Pearlstein, A.J.: Stability of free-convection flows of variable-viscosity fluids in vertical and inclined slots. *J. Fluid Mech.* **198**, 513–541 (1989)