

Design What You Desire: Icon Generation from Orthogonal Application and Theme Labels

Yinpeng Chen*

yinpengchen@hust.edu.cn
School of AIA, Huazhong University
of Science and Technology

Zhiyu Pan*

zhiyupan@hust.edu.cn
School of AIA, Huazhong University
of Science and Technology

Min Shi

min_shi@hust.edu.cn
School of AIA, Huazhong University
of Science and Technology

Hao Lu†

hlu@hust.edu.cn
School of AIA, Huazhong University
of Science and Technology

Zhiguo Cao

zgcao@hust.edu.cn
School of AIA, Huazhong University
of Science and Technology

Weicai Zhong

zhongweicai@huawei.com
CBG Search & Maps BU, Huawei Inc.



Figure 1: Designing icons that you desire. (a) Icons from the proposed AppIcon dataset. The icons in the same column and row share the same app and theme label, respectively. The blanks denote there is no such an icon for the given app-theme combination. (b) Icons generated by StyleGAN2 tend to only learn the superficial representation of icons in the dataset. (c) Icons generated by our IconGAN designs new icons conditioned on the combination of learned app and theme representations. The blue and red boxes highlight two different cases where StyleGAN2 generates icons with unreasonable contents.

ABSTRACT

Generative adversarial networks (GANs) have been trained to be professional artists able to create stunning artworks such as face generation and image style transfer. In this paper, we focus on a realistic business scenario: automated generation of customizable icons given desired mobile applications and theme styles. We first introduce a theme-application icon dataset, termed AppIcon, where each icon has two orthogonal theme and app labels. By investigating a strong baseline StyleGAN2, we observe mode collapse caused by the entanglement of the orthogonal labels. To solve this challenge, we propose IconGAN composed of a conditional generator and dual discriminators with orthogonal augmentations, and a contrastive

feature disentanglement strategy is further designed to regularize the feature space of the two discriminators. Compared with other approaches, IconGAN indicates a superior advantage on the AppIcon benchmark. Further analysis also justifies the effectiveness of disentangling app and theme representations. Our project will be released at: <https://github.com/architect-road/IconGAN>.

CCS CONCEPTS

• Computing methodologies → Computer vision tasks; • Applied computing → Fine arts.

KEYWORDS

GAN, icon generation, orthogonal labels, feature disentanglement

ACM Reference Format:

Yinpeng Chen, Zhiyu Pan, Min Shi, Hao Lu, Zhiguo Cao, and Weicai Zhong. 2022. Design What You Desire: Icon Generation from Orthogonal Application and Theme Labels. In *Proceedings of the 30th ACM International Conference on Multimedia (MM '22)*, October 10–14, 2022, Lisboa, Portugal. ACM, New York, NY, USA, 13 pages. <https://doi.org/10.1145/3503161.3548109>

1 INTRODUCTION

People have been playing with various smartphone applications in their everyday life. Suddenly one day one may be tried of looking

*These authors contributed equally to this work.

†Corresponding author.

Permission to make digital or hard copies of all or part of this work for personal or classroom use is granted without fee provided that copies are not made or distributed for profit or commercial advantage and that copies bear this notice and the full citation on the first page. Copyrights for components of this work owned by others than ACM must be honored. Abstracting with credit is permitted. To copy otherwise, or republish, to post on servers or to redistribute to lists, requires prior specific permission and/or a fee. Request permissions from [permissions@acm.org](https://permissions.acm.org).

MM '22, October 10–14, 2022, Lisboa, Portugal.

© 2022 Association for Computing Machinery.

ACM ISBN 978-1-4503-9203-7/22/10...\$15.00

<https://doi.org/10.1145/3503161.3548109>

at the same app icon and decides to make some changes such as switching to a personalized theme. Once the theme is set, one may disappointingly find that some icons remain unchanged as they are not designed in the theme. The unchanged icons seem like square pegs in round holes, and somehow the icon designer would be made a scapegoat. The designer, however, should not be blamed. Icon designing is expensive, because a well-designed icon should not only conform to the style of the theme but also inform the function of the application. Nowadays hundreds of new apps are produced every day; it is infeasible to achieve icon designing and completion over a large number of apps with only manual efforts. The need for large-scale, theme-consistent icon designing therefore poses a new challenge to our community: can high-quality icon designing be automated by machine?

Having achieved tremendous success in creating various artworks [3, 12, 43], generative adversarial networks (GANs) [6] can be a preferable choice for designing icons. In this work, we investigate the potential of GANs on this novel icon designing task, *i.e.*, designing style-consistent and app-informative icons given target themes and applications. This task can also be extended to other scenarios where user interfaces or icons need to be designed.

However, we find this task confronted with two obstacles: 1) there is no such an icon dataset annotated with both apps and themes; 2) the existing cutting-edge GAN model suffers from mode collapse due to the entanglement of theme style and app content, as shown in Fig. 1 (b). To address both issues, we first elaborate a high-quality and well-organized icon dataset named AppIcon, where each icon is annotated with two orthogonal labels: app and theme. Some samples are exemplified in Fig. 1 (a). Here the orthogonal labels mean the implication and distribution of two labels are completely irrelevant. And there is only one icon given two certain app and theme labels in our AppIcon dataset which renders great challenges for a vanilla conditional GAN.

To investigate whether existing GANs can be directly adopted, we test a strong baseline based on conditional StyleGAN2 [19], where conditions are conveyed by concatenating the theme and app labels. As shown in Fig. 1 (b), in most cases, the model simply learns to reproduce the original icons in the dataset and cannot create new app-informative content. If an app-theme label does not hold any icon in the dataset or corresponds with an outlier which is hard to remember, the generation result shows obvious artifacts. This indicates that the model only learns the superficial representation related to the combined labels rather than the intrinsically orthogonal app and theme representations for each icon. In another word, the model regards the combination of theme and app labels as a joint condition, and fails to disentangle them as two orthogonal labels. By observing the artifacts caused by the entanglement of app and theme labels in the baseline, we hypothesize the crux of our theme-app icon generation task is *how to disentangle the representations for apps and themes*.

To this end, we present a novel icon generation model named IconGAN. Its core idea is to disentangle the learning of app and theme representations. The disentanglement is achieved via a dual-discriminator architecture and a novel contrastive feature disentanglement loss. In particular, two different discriminators are employed to distinguish whether the theme and app of the generated icons are consistent with the input labels. We also develop

a heuristic augmentation strategy to enhance the data diversity for discriminators to understand contents and styles. In this way, the app-related contents and theme styles can be independently encoded. To decouple the encoded app and theme features, we further devise a contrastive feature disentanglement loss where icon app features with the same app labels are encouraged to be close while their theme features are required to be separated. On the contrary, icons under the same theme are constrained to possess similar theme features but differing app features.

Extensive experiments on our dataset show that, the proposed IconGAN can create various app-informative contents in harmony with the theme styles, as shown in Fig. 1 (c). Ablation studies and the visualizations also demonstrate the effectiveness of our disentanglement strategies for app contents and theme styles. Furthermore, we visualize the feature distribution of the encoded app and theme features. The results show our disentanglement strategy reaches its goal: training a GAN model that is truly aware of the app-related contents and theme styles.

Our contributions are three-fold:

- We introduce a novel task – icon generation conditioned on both app and theme labels.
- We collect a high-quality and well-organized icon dataset, including 23, 164 icons from 476 themes and 52 mobile applications.
- We propose a novel icon generation model with dual discriminators and contrastive feature disentangling, termed IconGAN.

2 RELATED WORK

Conditional Generative Adversarial Networks. Compared with the vanilla GAN, conditional GAN (cGAN) [30] aims to generate more controllable contents given some conditions, *e.g.*, class conditional image generation [14, 15, 31, 32], text-based image generation [3, 24, 46] and image-to-image translation [12, 34, 47]. In early stage, AC-GAN [32] proposes to use an auxiliary classifier to discriminate whether the generated images accord with input conditions. However, employing such an auxiliary classifier may unwittingly cause degeneration to trivial solutions. Hence, Miyato *et al.* propose projection discriminator [31] that directly constrain the condition and the discriminator representation based on a novel projection way. More recently, to help model distinguish different conditions in feature space, ContraGAN [14] and ReACGAN [15] adapts contrastive loss [7] into the training of GANs. In icon generation, our condition is the orthogonal labels w.r.t. app and theme. The proposed IconGAN hence inherit the vein of cGAN. However, we find simply adopting existing cGAN models or ideas struggles from the entanglement of two labels, which yields inferior results.

Icon Generation. Unlike real-world images or paintings, icons or logos are built from neat, clear lines and color blocks, and display more abstract patterns. Compared with natural images that have smooth distributions, the distribution for icon/logo data is more discrete, which poses great challenges for GAN-based icon generation. Recently, some approaches [4, 26, 29, 33, 36] attempt to employ GANs for icon/logo generation. Sage *et al.* [36] uses synthetic labels obtained from heuristic clustering to disentangle and stabilize the training process. LoGANs [29, 33] generate icons based on main color and synthetic class conditions. Yang *et al.* [44] directly employs the StyleGAN [18] with the self-attention mechanism [45] to

Table 1: Comparison of different logo/icon datasets. ‘Alpha’ refers the transparent channel of images.

Dataset	Images	Labels	Alpha	Source
FlickLogos-32 [35]	8k	32	-	real world
WebLogo-2M [38]	186k	194	-	twitter
Logo-2K+ [41]	167k	2314	-	real world
LLD-icon [36]	480k	0	-	favicons
LLD-logo [36]	120k	0	-	twitter
icons-50 [9]	10k	50	-	business
Yang <i>et al.</i> [44]	21k	8	-	website
AppIcon (Ours)	23k	476×52	✓	designers

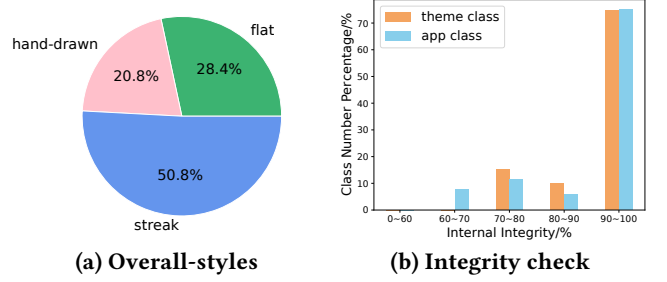
generate icons conditioned on 8 application categories. Different from the GAN-based approaches, DeepSVG [1] designs a hierarchical transformer-based architecture to generate icons in a scalable vector graphics format. However, none of previous literature attempts to generate icons conditioned on both app and theme labels, which mostly aligns with the realistic business scenario. Here we propose a well-organized icon dataset with abundant app and theme labels. With the help of the dataset, we generate high-quality icons successfully under full control of app and theme.

Disentanglement in GANs. In open literature, three typical types of disentanglement are mainly studied: input space, content&style, and attribute disentangling. For the disentanglement of input latent space, InfoGAN [2] maximizes the mutual information between part of latent codes and generation results. StyleGAN [18] proposes mapping network to project random latent codes to a more linear sub-space. And for the content&style disentangling, which originated from style transfer [5, 11, 13], Mathieu *et al.* [27] and Lee *et al.* [23] disentangle the sub-space of content and style by adding an adversarial constraint to the encoders. Kotovenko *et al.* [21] proposes novel losses to regularize style encoders to produce disentangled features. To disentangle different attributes, HiSD [25] decomposes labels into independent tags and employs multiple manipulation networks for each tag separately. Different from prior arts which disentangle in latent space or generator space, in the setting of designing customizable icons given desired app and theme, our work aims to disentangle two orthogonal concepts w.r.t. the theme and app in the discriminator space.

3 THE APPICON DATASET

We propose a novel and high-quality icon dataset with 23, 164 well-organized icons covering 52 mobile applications and 476 theme styles, named AppIcon. Along with these icon images, we design an orthogonal label system describing the theme and application of each icon. With this label system, highly customizable icon generation models can be developed. Although a few icon datasets have been released, they are mostly not tailored for conditional icon designing tasks. And they do not have enough labels indicating the content and style for each icon, which is vital for icon designing. Table 1 shows difference between AppIcon and these datasets.

Data Collection. The original image data are collected from different icon designers. We manually check all the samples and discard

**Figure 2: AppIcon dataset. (a) The proportion of three overall-styles. (b) Internal icon integrity of theme and app classes.**

icons with 1) weird themes, 2) wrong labels, and 3) too many characters. To balance the number of images in each class, apps and themes with few icons are removed. All the icons are resized from 192×192 to 256×256 using the Lanczos [22] filter in Pillow. Finally, we yield a clean dataset containing 23, 164 icons. These icons cover 52 frequently used apps with 476 different themes. According to different designing approaches, the whole dataset can be divided into three overall-styles: hand-drawn, flat and streak. The proportion of the three overall-styles in the dataset is shown in Fig. 2(a). Refer to appendix for the visualization of AppIcon dataset.

Orthogonal Label System. As shown in Fig. 1 (a), the proposed AppIcon dataset has two orthogonal labels: theme and app label. Here the orthogonality means that the two different labels stand for two completely unrelated concepts: we infer the app of an icon from its contents, such as cloud and sun for weather app, while we infer the theme from the designing styles, e.g., line-styles or colors. Ideally, every individual icon can be retrieved given a pair of theme and app label. But there are always some omissions in the realistic dataset. So we check the integrity of our dataset in Fig. 2(b). It can be observed 70% of app or theme classes are a full set of icons, and there is no class whose inner icon integrity is below 60%. This denotes there is only few absence in our AppIcon dataset.

Differences against natural images. Compared with commonly-used datasets in generation tasks that consist of realistic photos, images in AppIcon dataset are artificially elaborated. Icons from different themes and apps may show completely different appearances. And both the distribution within one class or of overall dataset are not so smooth as that of natural images. These factors render great challenges for the training of GAN models. Besides, due to the orthogonal label system in AppIcon dataset, there is only one icon at most given both labels. And this can be viewed as one-shot generation which also challenges conditional generator.

4 APPROACH

4.1 Motivation Analysis

Our goal is to generate icons that are consistent with desired app and theme labels, so the information of both apps and themes need to be injected into a generative model. Here we first construct a straightforward baseline based on StyleGAN2 [17], which comprises a style-based generator G and a discriminator D . We simply

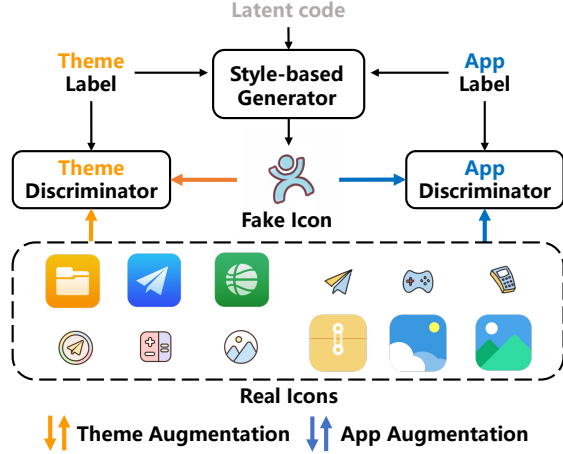


Figure 3: Icon generation with dual discriminators. Each pair of real and generated images are sent to both theme and app discriminators. With irrelevant networks and orthogonal augmentations, the meaning of app and theme labels can be disentangled gradually.

concatenate one-hot theme and app labels to form a conditional vector c . For the generator, we send both the conditional vector c and random latent code z to the mapping network in StyleGAN2. For the discriminator, we follow the projection idea [31] by computing the inner product of the embedded condition feature v and the intermediate feature f as its output. Note that v is obtained by processing c with a learnable linear projection, and f denotes the encoded image feature from the discriminator D .

However, as shown in Fig. 1(b), we find this baseline fails to generate meaningful or high-quality icons. The trained model simply tends to reproduce the original icons without creating new contents or styles. And the quality of generated icons deteriorates significantly when the given app-theme label pair does not exist in the dataset. This indicates this baseline fails to understand theme styles and app contents individually. Instead, it recognizes the concatenation of app and theme label as a joint style condition and learns a malformed relation between the icons and the concatenated labels. Such a problem can be viewed as an entanglement of two orthogonal labels. Even worse, the orthogonality of the label space exacerbates such an entanglement problem since there is only one image conditioned on a concatenated theme and app label. To address this, we propose a dual-discriminator setting and a contrastive feature disentanglement loss.

4.2 IconGAN with Dual Discriminators

In the baseline, only one discriminator is adopted to align the generated icons with the real ones. The discriminator learns to mimic the contents of apps and styles of themes simultaneously, which easily induces the entanglement between two concepts. To avoid the entanglement problem caused by network architecture, we propose to use two different discriminators: one for content alignment defined by app labels; the other for style alignment of themes.

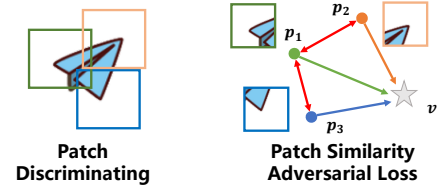


Figure 4: Patch similarity adversarial loss. The theme discriminator extracts different features from image patches to enrich the data from one theme. And the loss applies constraints on patch features from two aspects: to be close to the embedded condition feature and to be similar with each other for correct and spatially-invariant representation.

As shown in Fig. 3, our network consists of a generator G , an app discriminator D_{app} , and a theme discriminator D_{thm} . When training, the generator receives both labels and outputs corresponding icons, and each discriminator concentrates on discriminating just one type of label. In this way, the independent characteristics of app and theme can be better captured. And each discriminator learns one condition representation from a data distribution rather than a single icon, which also helps to reduce the entanglement.

Beyond that, the dual discriminator architecture enables us to apply two types of augmentation for each icon image. Different from existing augmentations used in GANs, which is mainly designed to help overcome overfitting of the discriminator, we design two orthogonal augmentations to further disentangle two discriminators: i) using x-flip and rotation for the theme discriminator to encourage capturing direction-consistent theme information; ii) using scaling and color transformation for the app discriminator to encourage capturing color-independent and size-independent app information. Note that we apply these two augmentations to both real samples and generated images for non-leaking learning [17]. With these additional augmentations, app and theme discriminators can gradually learn more accurate and disentangled representations.

In addition, we employ the patch discriminator [12] to D_{thm} for expanding few training samples (at most 52) of one theme to more image patches. Thanks to the architecture of separated discriminators, both the global and local information can be supervised by app and theme discriminators respectively and simultaneously. Furthermore, to make the extracted theme information spatially invariant for the theme discriminator and to improve the style consistency in one icon for the generator, we propose a novel patch similarity adversarial loss based on patch discriminator. As shown in Fig. 4, different from the widely-used PatchGAN [12] which only constrains the patch features p with embedded condition feature v independently, we additionally pull together different patch features extracted from one image. Here we define the conditional adversarial loss and patch similarity adversarial loss as

$$\mathcal{L}_{adv} = \mathbb{E}_{x \sim p_d} [\log(D_{app}(x, c_x))] + \mathbb{E}_{z \sim p_z} [\log(1 - D_{app}(G(z, c), c))] , \quad (1)$$

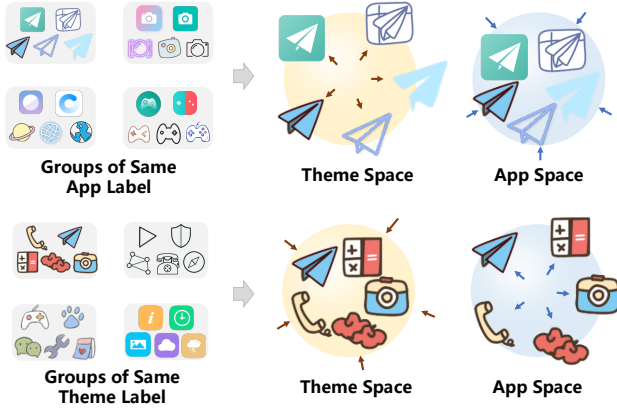


Figure 5: Contrastive feature disentanglement. Given different icon groups sampled from a minibatch, we pull the positive and push the negative discriminator features on two unit hyperspheres within each group.

$$\mathcal{L}_{sim-adv} = \mathbb{E}_{x \sim p_d} \mathbb{E}_{0 \leq i < j \leq M} [\log(\bar{p}_i \cdot \bar{p}_j + p_i \cdot v_{c_x})] + \mathbb{E}_{x \sim p_g} \mathbb{E}_{0 \leq i < j \leq M} [\log(1 - (\bar{p}_i \cdot \bar{p}_j + p_i \cdot v_{c_x}))], \quad (2)$$

where M is the number of patches, c is the label input, \bar{p} represents the ℓ_2 -normalized patch features, and v_{c_x} denotes the embedding vector w.r.t. the theme class of image x . The generator is trained to minimize both adversarial losses, while app and theme discriminators are trained to maximize \mathcal{L}_{adv} and $\mathcal{L}_{sim-adv}$ respectively.

4.3 Contrastive Feature Disentanglement

Equipped with dual-discriminator architecture, the encoded feature from app and theme discriminators are still cannot be guaranteed to be disentangled, as shown in Fig. 8. We attribute this problem to the unique distribution characteristics conditioned on app and theme labels in the AppIcon dataset. As shown in Fig. 1 (a), the icons belonging to one app class vary greatly in different themes, which makes it very hard to capture its core representation by the app discriminator. Conversely, one theme style is easier to learn due to the more pronounced inner distribution patterns, but it is also difficult for the theme discriminator to capture the subtle differences among various similar styles. Even for humans, it is not easy to accurately understand the unique and decoupled characteristics for each category without a large amount of data to compare. So both discriminators may unwittingly learn inaccurate features with uncorrelated information, which causes the generator to produce mismatched icons occasionally.

To help discriminators independently extract correct features of different app and theme icons. We propose the idea of contrastive feature disentanglement (CFD), as illustrated in Fig. 5. We first sample the icons in one mini-batch into groups with the same app or theme labels. In the two feature spaces from both discriminators, we pull the app features in the group with same app label to be close and push away their theme features. In contrast, the app features in the group with the same theme label are required to be dispersed, while their theme features are encouraged to be close.

Note that icons with the same theme (app) label must belong to different app (theme) classes due to the orthogonality of AppIcon dataset, and we only regularize features within each group, which means there is no constraint on features between different groups. Along with training of IconGAN, only features of real icons are used to regularize discriminators. Specifically, we implement the CFD using the alignment loss and uniformity loss following [42], which take the form

$$\mathcal{L}_{align} = \sum_{s=a,h} \mathbb{E}_{0 \leq k \leq R^s} \mathbb{E}_{0 \leq i < j \leq N_k} [\max(\|\bar{f}_i^s - \bar{f}_j^s\|_2^2 - \epsilon, 0)], \quad (3)$$

$$\mathcal{L}_{uniform} = \sum_{s=a,h} \mathbb{E}_{0 \leq k \leq R^s} \mathbb{E}_{0 \leq i < j \leq N_k} [e^{-t\|\bar{f}_i^s - \bar{f}_j^s\|_2^2}], \quad (4)$$

where \bar{f} is the normalized icon feature from the discriminator, s is an indicator for an app a or a theme h , R represents the groups of icons, N denotes the number of images in the corresponding group, t is the temperature of the contrastive loss, and ϵ controls the nearest distance between two normalized features. Note that we use the center patch feature p as the icon feature f when training with patch discriminator. The final loss is defined by

$$\mathcal{L} = \mathcal{L}_{sim-adv} + \mathcal{L}_{adv} + \lambda_1 \mathcal{L}_{align} + \lambda_2 \mathcal{L}_{uniform}, \quad (5)$$

where λ_1 and λ_2 are the hyper-parameters controlling the importance of CFD. The pseudo code of training process is provided in the appendix.

Difference between CFD and contrastive loss in GANs. Our CFD is inspired by the conditional contrastive loss in [14] which takes data-to-data relations into consideration. However, different from their proposed data-to-data cross entropy loss [15] or 2C loss [14] designed to improve the performance of cGANs, CFD loss aims to help the two orthogonal discriminators capture accurate class information. Compared with common contrastive losses that leverage as many samples as possible, our CFD only uses negative samples within each group which accounts for only a small part of all negative samples. This is to prevent discriminators from learning entangled representations caused by pushing away the features with both different app and theme labels.

5 EXPERIMENTS

5.1 Implementation Details

We build our model upon StyleGAN2-ada [17], and derive the full method step by step. Most training configurations are kept the same as StyleGAN2 [19], including the historical average of generator weights [16], the lazy regularization of R1 gradient penalty [28], the path length constraint [19], the style mixing regularization [18], and the minibatch standard deviation [16]. For the adversarial loss, we use the non-saturating logistic form [6]. For the uniformity loss, we set $\lambda_1 = 1$ and $t = 2$. For the alignment loss, we set $\lambda_2 = 1$; $\epsilon = 0.25$ and $\epsilon = 0.1$ for app group and theme group, respectively. Especially, the weight for R1 regularization is set to 50 for stable training, and the patch size in D_{thm} is set to 95. All the parameters are optimized with Adam [20] optimizer, whose $\beta_1 = 0$, $\beta_2 = 0.99$, $\epsilon = 10^{-8}$, and learning rate is set to 0.002. Training ends when both discriminators have seen 10,000k images. Each training batch

includes 64 icon images with the shape of $256 \times 256 \times 4$, which are evenly distributed on 4 RTX 3090 GPUs.

5.2 Comparing Methods and Metrics

Comparing Methods. We compare our IconGAN with these approaches: (1) StyleGAN2 [19], which is a strong generative model applied in many natural scenes. We train it under three experimental settings: i) trained using both app and theme labels (default). ii) trained only with app labels. iii) trained only with theme labels. (2) StyleGAN2-ada [17], which proposes an adaptive augmentation mechanism for better results when training with limited data. (3) ReACGAN [15], which proposes a novel data-to-data cross-entropy loss to improve image quality of conditional generation. Note that the loss has been verified its harmony with StyleGAN2 architecture in original paper. We employ the loss under two experimental settings: i) StyleGAN2 with one discriminator. ii) StyleGAN2 with two discriminators for a fair comparison with our CFD loss, marked as ReACGAN \dagger . (4) LogoSyn [36], which is the first to generate icon/logo images with synthetic labels. Here we employ their proposed DCGAN-LC architecture for conditional generation and replace the synthetic labels with real labels in our AppIcon dataset.

Metrics. We quantitatively evaluate the generated icons from three aspects: i) accuracy, which represents whether the generated icons conform to the input app and theme labels. ii) Image quality, which reflects how the generated icons resemble the real icons designed artificially. iii) Diversity, indicating the capability of a model producing diverse icons with certain condition and different latent codes. For accuracy, we use two auxiliary ResNet-50 [8] classifiers pretrained on AppIcon dataset to distinguish which app and theme class the generated icons belongs to respectively. And we report the top1 and top5 accuracy using 20k randomly generated icons for both theme and app conditions. For image quality, we employ the inception scores (IS) [37] and Fréchet Inception Distance (FID) [10] metrics, which are widely-used in GANs. Specifically, we compute FID-all between 50k generated icons and all dataset icons using Inception-V3 [39] classifier pretrained on ImageNet. And we compute FID-app and FID-sty for each of app and overall-style (hand-drawn, streak and flat) classes. Finally, we report their mean FID, termed mFID-app and mFID-sty respectively. For inception score, we compute it among 50k generated icons using the same classifier as of FID. To measure diversity, we employ learned perceptual image patch similarity (LPIPS) as the metric and compute it between every pair of 10 generated icons with different latent codes under randomly chosen 1000 conditions. Finally we report the mean LPIPS value of three overall -styles, termed mLPIPS.

5.3 Comparisons on AppIcon Dataset

Qualitative Comparison. Qualitative comparisons of different methods are shown in Fig. 6. We generate icons with random app and theme labels. The proposed IconGAN can generate correct and clear icons, most of which are quite different from the original ones in the dataset. This indicates IconGAN truly understands different labels and accordingly generate proper contents and styles, even when some conditions do not exist in the dataset. However, StyleGAN2 tends to simply reproduce the original icons without new




Figure 6: Generated results with random labels. The first column presents the corresponding icons in the dataset. The second column gives a style reference belonging to the same theme class to better illustrate theme styles. Note that the last row shows the generated results of app “Mirror” which does not exist in dataset. Zoom in for best visualization.

creations. Even with the adaptive augmentation [17], StyleGAN2-ada shows similar problem. This indicates the entanglement of app and theme labels: the models fail to mimic the theme styles and create app-related contents individually. For the other conditional GAN models, ReACGAN, ReACGAN \dagger and LogoSyn, apparent artifacts in icon images can be observed. Meaningless or wrong contents are generated (row 3, 5 and 7), and the styles may be also inconsistent with the required themes (row 1 and 4). Comparing with these methods, our IconGAN show superior icon generation capability in terms of both visual harmony, correctness and creativity.

Quantitative Comparison. Quantitative comparisons are shown in Table 2. The proposed IconGAN outperforms all the other methods in both image quality and icon diversity. Especially, our method obtains significantly better FID, with a relative improvement of 31% on FID-all comparing with the second best method. From the prospective of generation accuracy, our methods outperforms all the methods which use both app and theme conditions, indicating that our method can generate correct app contents conformed to the desired theme styles. When training uses only one label as condition input for StyleGAN2 models, we find they prefer to generate very similar icons under one specified condition, such as only generating several main apps given one theme label for StyleGAN2 (thm). Thus they get poor FID and IS scores. Interestingly, StyleGAN2 (app) get highest app top accuracy but StyleGAN2 (thm) get a relatively low theme top accuracy. The reason may come from the different distribution of app and theme clustering. Note that ReACGAN gets extremely low generation accuracy as it fails to generate icons corresponding to input labels. The mLPIPS score of ReACGAN \dagger seems good, but it actually yields variously incorrect icons conditioned on certain labels. And the FID performance of LogoSyn is obviously poor because it generates noisy background

Table 2: Quantitative comparison with other methods. The generation of the first two rows use only one label and other rows uses both labels. In each column, the best performance is in bold and the second best is underlined.

	Top1-thm \uparrow	Top5-thm \uparrow	Top1-app \uparrow	Top5-app \uparrow	mFID-sty \downarrow	mFID-app \downarrow	FID-all \downarrow	IS \uparrow	mLPIPS \uparrow
StyleGAN2 (app)	-	-	0.6795	0.8329	-	80.23	34.45	4.48	-
StyleGAN2 (thm)	0.1353	0.2469	-	-	42.39	-	32.43	4.51	-
StyleGAN2 [19]	0.1431	0.2492	0.5964	0.7798	37.61	69.91	33.50	<u>4.66</u>	0.0835
StyleGAN2-ada [17]	<u>0.1676</u>	<u>0.2665</u>	0.6010	0.7807	<u>37.55</u>	<u>69.78</u>	<u>29.23</u>	4.55	0.0814
ReACGAN [15]	0.024	0.0721	0.0199	0.0988	48.24	97.41	36.75	4.39	0.0903
ReACGAN [†] [15]	0.0193	0.0490	0.3343	0.5992	42.87	115.52	32.15	4.32	<u>0.1134</u>
LogoSyn [36]	0.0130	0.0398	0.2183	0.4264	202.86	250.72	186.52	4.14	0.0910
Ours	0.2054	0.3394	<u>0.6753</u>	<u>0.8290</u>	26.86	61.86	20.17	4.69	0.1267

**Figure 7: Qualitative results of ablation study. The first column is randomly chosen generated icons with different labels using our IconGAN. The other columns show the results under different configuration.**

for icons. We also notice that the IS score is low for all methods. A plausible explanation is that IS metric computation relies on the features extracted by classifiers pretrained on real-world images, which may not be suitable for describing icons.

5.4 Ablation Studies

Here, we discuss and verify the effectiveness of different components including orthogonal augmentations, CFD loss, patch discriminator and patch similarity adversarial loss. Qualitative and quantitative results are shown in Fig 7 and Table 3.

Orthogonal augmentations. As shown in Table 3, after removing both augmentations for discriminators (w/o aug), generation accuracy drops slightly and the image quality also deteriorates. When applying identically merged augmentation for both discriminators (aug-all), the generation accuracy for theme label falls greatly and the other metrics also drops a lot except for mLPIPS, which

increases because of the variously mismatched themes in the generated icons. This demonstrates our proposed orthogonal augmentations effectively guides the discriminator focusing on the key representation that can truly distinguish different themes and apps.

CFD loss. Removing CFD loss (w/o CFD) from the training loss functions leads to performance drop in all metrics. And the contents of the generated icons become less meaningful, as shown in Fig. 7 (row 6 and 8). Then we test a variant loss, CFD-all, where the icons with both different app and theme labels are also used as negative samples to compute the uniformity loss (Note CFD loss only uses a small part of negative samples within group of one same label). Such a modification also brings a significant drop in all metrics. These phenomena verify the necessity of our CFD loss which correctly disentangles app and theme information.


Patch and patch similarity adversarial loss. When totally removing the patch discriminator and patch similarity adversarial loss (w/o patch), from Fig. 7 one can observe that the model fails to learn accurate theme characteristics and cannot produce completely transparent areas in generated icons. Accordingly, theme accuracy and mFID also drop significantly. When only employing patch discriminator without patch similarity adversarial loss (w/o sim), we find the color in a generated icon image sometimes not harmonious since there is no consistency constraint among patches of one image, as shown in Fig 7 (row 6 and 8). Hence, all metrics deteriorate, especially the theme accuracy. These results illustrate that our patch discriminator is helpful for capturing consistent and accurate style information.

5.5 Analysis of Disentanglement.

Feature Level. To verify whether the features are truly disentangled, we visualize the distributions of app and theme features from two discriminators via t-SNE [40] in Fig. 8. Without CFD, different app features with the same theme labels cluster into groups. This indicates that the learned app features are correlated with the theme information, *i.e.*, the entanglement of app and theme features. After applying CFD, obviously, the app features show no cluster indication with theme labels, demonstrating the success of disentanglement. Besides, the features of different themes become more distinguishable comparing with no CFD. This helps model generate distinct styles instead of mixed styles from various themes, which are common artifacts for other methods. Replacing CFD with

Table 3: Quantitative results of ablation study. Best performance is in boldface and second performance is underlined.

	Top1-thm \uparrow	Top5-thm \uparrow	Top1-app \uparrow	Top5-app \uparrow	mFID-sty \downarrow	mFID-app \downarrow	FID-all \downarrow	IS \uparrow	mLPIPS \uparrow
w/o aug	<u>0.1994</u>	<u>0.3215</u>	<u>0.6694</u>	0.8240	32.38	66.66	24.75	4.76	0.1138
w/ aug-all	0.0207	0.0689	0.6407	0.8022	32.21	69.34	<u>23.01</u>	4.46	0.1491
w/o CFD	0.1886	0.3040	0.6574	0.8136	32.81	<u>64.87</u>	25.32	4.56	0.1049
w/ CFD-all	0.1670	0.2776	0.6530	0.8135	38.98	72.86	31.67	4.68	0.1014
w/o patch	0.1647	0.2863	0.6659	<u>0.8248</u>	<u>31.20</u>	66.76	25.36	4.59	0.1139
w/o sim	0.1703	0.2931	0.6605	0.8154	33.96	66.23	25.80	4.59	0.1082
Ours full	0.2054	0.3394	0.6753	0.8290	26.86	61.86	20.17	<u>4.69</u>	<u>0.1267</u>

**Figure 8: Visualized distribution of discriminator features using t-SNE. The upper plots feature embeddings of theme discriminator. The lower is feature embeddings from app discriminator. Note that different colors represent different themes. Red circles highlight the theme entanglement in app feature space. Best viewed in color.****Figure 9: Qualitative results of generation diversity. Each column contains the generated icons with same label and different latent codes using our IconGAN.**

CFD-all seems to yield better theme feature clusters, but the entanglement on app features re-appears, which we think is caused by pushing negative samples with both different apps and themes.

Image Level. A good designer can give various designs that satisfy the requirements, so does our IconGAN. Human can represent one app with different contents, e.g., a shopping bag or a stall for “app store”. If app and theme labels are properly disentangled, the

generation results should vary by switching those contents while leaving the style unchanged. We show some generated examples in Fig. 9, where icons in the same column are with the same conditional labels but different latent codes. The results show that our method can generate icons with different patterns such as various colors or shapes, which also demonstrates that the proposed IconGAN indeed disentangles two orthogonal labels and understands the meaning of app and theme correctly.

6 CONCLUSION

In this work, we introduce a novel icon generation task where icons are required to be generated conditioned on both app and theme labels. To address this new task, we propose a high-quality and well-organized icon dataset annotated with orthogonal theme and app labels. We also examine a baseline on the proposed dataset using StyleGAN2 and observe that it fails to produce meaningful and high-quality icons due to the entanglement of app contents and theme styles. To solve the new challenge with orthogonal labels, we propose IconGAN consisting of several novel disentanglement strategies including dual-discriminator architecture and contrastive

feature disentanglement, which guides both the generator and discriminator to learn app content creation and theme style alignment separately. Extensive experiments and visualizations demonstrate the superiority of IconGAN and the effectiveness of our disentanglement strategies.

ACKNOWLEDGMENTS

This work was funded by the DigiX Joint Innovation Center of Huawei-HUST.

REFERENCES

- [1] Alexandre Carlier, Martin Danelljan, Alexandre Alahi, and Radu Timofte. 2020. Deepsvg: A hierarchical generative network for vector graphics animation. *Proc. Adv. Neural Inf. Process. Syst.* 33 (2020), 16351–16361.
- [2] Xi Chen, Yan Duan, Rein Houthoofd, John Schulman, Ilya Sutskever, and Pieter Abbeel. 2016. InfoGAN: Interpretable representation learning by information maximizing generative adversarial nets. *Proc. Adv. Neural Inf. Process. Syst.* 29 (2016).
- [3] Jun Cheng, Fuxiang Wu, Yanling Tian, Lei Wang, and Dapeng Tao. 2020. RiFeGAN: Rich feature generation for text-to-image synthesis from prior knowledge. In *Proc. IEEE Conf. Comput. Vis. Pattern Recog.* Computer Vision Foundation / IEEE, 10911–10920.
- [4] Lisha Dong, Yu Zhou, and Jianmin Jiang. 2022. Generative synthesis of logos across DCT domain. *Neurocomputing* 467 (2022), 163–172.
- [5] Leon A Gatys, Alexander S Ecker, and Matthias Bethge. 2016. Image style transfer using convolutional neural networks. In *Proc. IEEE Conf. Comput. Vis. Pattern Recog.* IEEE Computer Society, 2414–2423.
- [6] Ian Goodfellow, Jean Pouget-Abadie, Mehdi Mirza, Bing Xu, David Warde-Farley, Sherjil Ozair, Aaron Courville, and Yoshua Bengio. 2014. Generative adversarial nets. *Proc. Adv. Neural Inf. Process. Syst.* 27 (2014), 2672–2680.
- [7] Raia Hadsell, Sumit Chopra, and Yann LeCun. 2006. Dimensionality reduction by learning an invariant mapping. In *Proc. IEEE Conf. Comput. Vis. Pattern Recog.*, Vol. 2. IEEE, 1735–1742.
- [8] Kaiming He, Xiangyu Zhang, Shaoqing Ren, and Jian Sun. 2016. Deep residual learning for image recognition. In *Proc. IEEE Conf. Comput. Vis. Pattern Recog.* IEEE Computer Society, 770–778.
- [9] Dan Hendrycks and Thomas Dietterich. 2018. Benchmarking neural network robustness to common corruptions and surface variations. *arXiv preprint arXiv:1807.01697* (2018).
- [10] Martin Heusel, Hubert Ramsauer, Thomas Unterthiner, Bernhard Nessler, and Sepp Hochreiter. 2017. GANs trained by a two time-scale update rule converge to a local nash equilibrium. *Proc. Adv. Neural Inf. Process. Syst.* 30 (2017), 6626–6637.
- [11] Xun Huang and Serge Belongie. 2017. Arbitrary style transfer in real-time with adaptive instance normalization. In *Proc. IEEE Int. Conf. Comput. Vis.* IEEE Computer Society, 1501–1510.
- [12] Phillip Isola, Jun-Yan Zhu, Tinghui Zhou, and Alexei A Efros. 2017. Image-to-image translation with conditional adversarial networks. In *Proc. IEEE Conf. Comput. Vis. Pattern Recog.* IEEE Computer Society, 1125–1134.
- [13] Justin Johnson, Alexandre Alahi, and Li Fei-Fei. 2016. Perceptual losses for real-time style transfer and super-resolution. In *Proc. Eur. Conf. Comput. Vis.* Springer, 694–711.
- [14] Minguk Kang and Jaesik Park. 2020. ContraGAN: Contrastive learning for conditional image generation. *Proc. Adv. Neural Inf. Process. Syst.* 33 (2020), 21357–21369.
- [15] Minguk Kang, Woohyeon Shim, Minsu Cho, and Jaesik Park. 2021. Rebooting ACGAN: Auxiliary Classifier GANs with Stable Training. *Proc. Adv. Neural Inf. Process. Syst.* 34 (2021).
- [16] Tero Karras, Timo Aila, Samuli Laine, and Jaakko Lehtinen. 2018. Progressive growing of GANs for improved quality, stability, and variation. In *Proc. Int. Conf. Learn. Repr. OpenReview.net*.
- [17] Tero Karras, Miika Aittala, Janne Hellsten, Samuli Laine, Jaakko Lehtinen, and Timo Aila. 2020. Training generative adversarial networks with limited data. *Proc. Adv. Neural Inf. Process. Syst.* 33 (2020), 12104–12114.
- [18] Tero Karras, Samuli Laine, and Timo Aila. 2019. A style-based generator architecture for generative adversarial networks. In *Proc. IEEE Conf. Comput. Vis. Pattern Recog.* Computer Vision Foundation / IEEE, 4401–4410.
- [19] Tero Karras, Samuli Laine, Miika Aittala, Janne Hellsten, Jaakko Lehtinen, and Timo Aila. 2020. Analyzing and improving the image quality of styleGAN. In *Proc. IEEE Conf. Comput. Vis. Pattern Recog.* Computer Vision Foundation / IEEE, 8110–8119.
- [20] Diederik P Kingma and Jimmy Ba. 2015. Adam: A method for stochastic optimization. In *Proc. Int. Conf. Learn. Repr.*
- [21] Dmytro Kotovenko, Artsiom Sanakoyeu, Sabine Lang, and Bjorn Ommer. 2019. Content and style disentanglement for artistic style transfer. In *Proc. IEEE Int. Conf. Comput. Vis.* IEEE, 4422–4431.
- [22] Cornelius Lanczos. 1950. An iteration method for the solution of the eigenvalue problem of linear differential and integral operators. (1950).
- [23] Hsin-Ying Lee, Hung-Yu Tseng, Jia-Bin Huang, Maneesh Singh, and Ming-Hsuan Yang. 2018. Diverse image-to-image translation via disentangled representations. In *Proc. Eur. Conf. Comput. Vis.*, Vol. 11205. Springer, 35–51.
- [24] Bowen Li, Xiaojuan Qi, Thomas Lukasiewicz, and Philip Torr. 2019. Controllable text-to-image generation. *Proc. Adv. Neural Inf. Process. Syst.* 32 (2019).
- [25] Xinyang Li, Shengchuan Zhang, Jie Hu, Liujuan Cao, Xiaopeng Hong, Xudong Mao, Feiyue Huang, Yongjian Wu, and Rongrong Ji. 2021. Image-to-image translation via hierarchical style disentanglement. In *Proc. IEEE Conf. Comput. Vis. Pattern Recog.* Computer Vision Foundation / IEEE, 8639–8648.
- [26] Longchun Mao, Jinghua Wang, and Jianmin Jiang. 2020. Computerized logo synthesis with wavelets-enhanced adversarial learning. In *2020 IEEE International Symposium on Circuits and Systems (ISCAS)*. IEEE, 1–5.
- [27] Michael F Mathieu, Junbo Jake Zhao, Junbo Zhao, Aditya Ramesh, Pablo Sprechmann, and Yann LeCun. 2016. Disentangling factors of variation in deep representation using adversarial training. *Proc. Adv. Neural Inf. Process. Syst.* 29 (2016), 5041–5049.
- [28] Lars Mescheder, Andreas Geiger, and Sebastian Nowozin. 2018. Which training methods for GANs do actually converge?. In *Proc. Int. Conf. Mach. Learn.*, Vol. 80. PMLR, 3481–3490.
- [29] Ajkel Mino and Gerasimos Spanakis. 2018. LoGAN: Generating logos with a generative adversarial neural network conditioned on color. In *2018 17th IEEE International Conference on Machine Learning and Applications (ICMLA)*. IEEE, 965–970.
- [30] Mehdi Mirza and Simon Osindero. 2014. Conditional generative adversarial nets. *arXiv preprint arXiv:1411.1784* (2014).
- [31] Takeru Miyato and Masanori Koyama. 2018. cGANs with projection discriminator. In *Proc. Int. Conf. Learn. Repr. OpenReview.net*.
- [32] Augustus Odena, Christopher Olah, and Jonathon Shlens. 2017. Conditional image synthesis with auxiliary classifier GANs. In *Proc. Int. Conf. Mach. Learn.*, Vol. 70. PMLR, 2642–2651.
- [33] Cedric Oeldorf and Gerasimos Spanakis. 2019. LoGANv2: Conditional style-based logo generation with generative adversarial networks. In *2019 18th IEEE International Conference On Machine Learning And Applications (ICMLA)*. IEEE, 462–468.
- [34] Taesung Park, Alexei A Efros, Richard Zhang, and Jun-Yan Zhu. 2020. Contrastive learning for unpaired image-to-image translation. In *Proc. Eur. Conf. Comput. Vis.*, Vol. 12354. Springer, 319–345.
- [35] Stefan Romberg, Lluís Garcia Pueyo, Rainer Lienhart, and Roelof Van Zwol. 2011. Scalable logo recognition in real-world images. In *Proc. ACM Int. Conf. Multimedia*. ACM, 1–8.
- [36] Alexander Sage, Eirikur Agustsson, Radu Timofte, and Luc Van Gool. 2018. Logo synthesis and manipulation with clustered generative adversarial networks. In *Proc. IEEE Conf. Comput. Vis. Pattern Recog.* Computer Vision Foundation / IEEE Computer Society, 5879–5888.
- [37] Tim Salimans, Ian Goodfellow, Wojciech Zaremba, Vicki Cheung, Alec Radford, and Xi Chen. 2016. Improved techniques for training GANs. *Proc. Adv. Neural Inf. Process. Syst.* 29 (2016), 2226–2234.
- [38] Hang Su, Shaogang Gong, and Xiatian Zhu. 2017. Weblogo-2m: Scalable logo detection by deep learning from the web. In *Proc. IEEE Int. Conf. Comput. Vis. Workshop*. IEEE Computer Society, 270–279.
- [39] Christian Szegedy, Vincent Vanhoucke, Sergey Ioffe, Jon Shlens, and Zbigniew Wojna. 2016. Rethinking the inception architecture for computer vision. In *Proc. IEEE Conf. Comput. Vis. Pattern Recog.* IEEE Computer Society, 2818–2826.
- [40] Laurens Van der Maaten and Geoffrey Hinton. 2008. Visualizing data using t-SNE. *J. Mach. Learn. Res.* 9, 11 (2008).
- [41] Jing Wang, Weiqing Min, Sujuan Hou, Shengnan Ma, Yuanjie Zheng, Haishuai Wang, and Shuqiang Jiang. 2020. Logo-2K+: A large-scale logo dataset for scalable logo classification. In *Proc. AAAI Conf. Artificial Intell.*, Vol. 34. AAAI Press, 6194–6201.
- [42] Tongzhou Wang and Phillip Isola. 2020. Understanding contrastive representation learning through alignment and uniformity on the hypersphere. In *Proc. Int. Conf. Mach. Learn.*, Vol. 119. PMLR, 9929–9939.
- [43] Qi Wen, Shuang Li, Bingfeng Han, and Yi Yuan. 2021. ZiGAN: fine-grained Chinese calligraphy font generation via a few-shot style transfer approach. In *Proc. ACM Int. Conf. Multimedia*. ACM, 621–629.
- [44] Hongyi Yang, Chengqi Xue, Xiaoying Yang, and Han Yang. 2021. Icon generation based on generative adversarial networks. *Applied Sciences* 11, 17 (2021), 7890.
- [45] Han Zhang, Ian Goodfellow, Dimitris Metaxas, and Augustus Odena. 2019. Self-attention generative adversarial networks. In *Proc. Int. Conf. Mach. Learn.*, Vol. 97. PMLR, 7354–7363.
- [46] Han Zhang, Jing Yu Koh, Jason Baldridge, Honglak Lee, and Yinfei Yang. 2021. Cross-modal contrastive learning for text-to-image generation. In *Proc. IEEE Conf. Comput. Vis. Pattern Recog.* Computer Vision Foundation / IEEE, 833–842.

- [47] Jun-Yan Zhu, Taesung Park, Phillip Isola, and Alexei A Efros. 2017. Unpaired image-to-image translation using cycle-consistent adversarial networks. In *Proc. IEEE Int. Conf. Comput. Vis.* IEEE Computer Society, 2223–2232.

A TRAINING ALGORITHM

Algorithm 1 Training IconGAN.

Input: Batchsize: N ; Parameters of G : θ ; Parameters of D_{thm} : ϕ_t ; Parameters of D_{app} : ϕ_a ; Feature extractor of D_{app} : Df_{app} ; Feature extractor of D_{thm} : Df_{thm} ; Loss hyperparameters: λ_1, λ_2 ; Adam hyperparameters: β_1, β_2 ; Learning rate: α .

Output: Optimized (θ, ϕ_a, ϕ_t)

```

1: Initialize  $\theta, \phi_a, \phi_t$ 
2: repeat
3:   Sample  $z \leftarrow \{z_i\}_{i=1}^N \sim \mathcal{N}(0, 1)$ 
4:   Sample  $\tilde{c} \leftarrow \{c_i\}_{i=1}^N \sim p_{real}(c)$ 
5:   Sample  $x, c \leftarrow \{x_i\}_{i=1}^N, \{c_i\}_{i=1}^N \sim p_{real}(x, c)$ 
6:    $\tilde{x} \leftarrow G(z, \tilde{c})$  ▷generate fake images
7:   Split  $c = c^a, c^t; \tilde{c} = \tilde{c}^a, \tilde{c}^t$  ▷conditions of app & theme
8:   for  $\{i = 1, 2, \dots, N\}$  do ▷sample features to groups
9:      $align\_apps[c_i^a] \leftarrow Df_{app}(x_i)$ 
10:     $unif\_apps[c_i^t] \leftarrow Df_{app}(x_i)$ 
11:     $align\_thms[c_i^a] \leftarrow Df_{thm}(x_i)[center]$ 
12:     $unif\_thms[c_i^t] \leftarrow Df_{thm}(x_i)[center]$ 
13:  end for
14:   $\mathcal{L}_{adv} \leftarrow \mathcal{L}_{adv}(c^a, \tilde{c}^a, x, \tilde{x})$ 
15:   $\mathcal{L}_{sim-adv} \leftarrow \mathcal{L}_{sim-adv}(c^t, \tilde{c}^t, x, \tilde{x})$ 
16:   $\mathcal{L}_{align} \leftarrow \mathcal{L}_{align}(align\_thms, align\_apps)$ 
17:   $\mathcal{L}_{unif} \leftarrow \mathcal{L}_{unif}(unif\_thms, unif\_apps)$ 
18:   $\mathcal{L}_{CFD} = \lambda_1 \mathcal{L}_{unif} + \lambda_2 \mathcal{L}_{align}$ 
19:   $\theta \leftarrow Adam(\mathcal{L}_{adv} + \mathcal{L}_{sim-adv}, \alpha, \beta_1, \beta_2)$ 
20:   $\phi_a \leftarrow Adam(\mathcal{L}_{adv} + \mathcal{L}_{CFD}, \alpha, \beta_1, \beta_2)$ 
21:   $\phi_t \leftarrow Adam(\mathcal{L}_{sim-adv} + \mathcal{L}_{CFD}, \alpha, \beta_1, \beta_2)$ 
22: until Discriminator has seen 10,000k real images.

```

B OVERALL ARCHITECTURE

Fig. 10 presents the overall architecture of our IconGAN. The generator is a conditional style-based generator: Input labels(one-hot app and theme labels) are first concatenated and then projected by a linear mapping layer to obtain the condition vector c ; The embedded code which is obtained by combining random latent code with condition vector is sent to the mapping network to produce style codes; Finally the style codes are injected into the synthesis network to generate icon images which is the same way as StyleGAN2 [21]. And the dual discriminators are two separate models: After passing orthogonal augmentations, fake and real icon images are sent to dual-discriminators to produce corresponding features for computing adversarial and contrastive losses. The encoders of

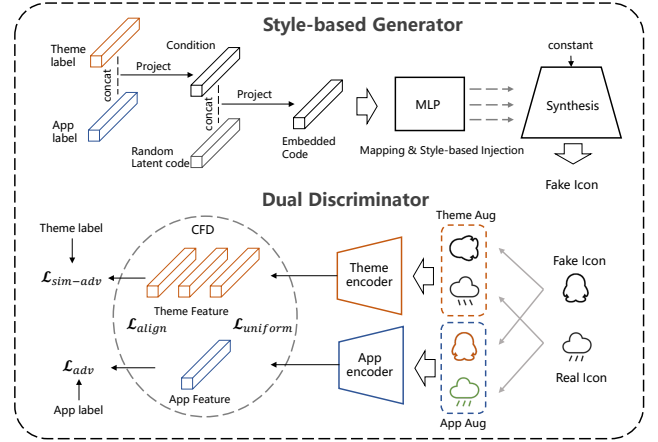


Figure 10: The Overall Architecture of IconGAN. The orange color represents theme-related features or networks and the blue color represents app-related ones. Gray dotted circles indicates where the contrastive feature disentanglement constrains. Zoom in for best visualization.

two discriminators are composed of several residual blocks with leaky relu activations.

C DATASET VISUALIZATION

As shown in Fig. 11, we manually divide the whole dataset to three overall-styles: i) streak overall-style, where the icons are mostly made of geometric lines in white or black colors. ii) hand-drawn overall-style, where the icons are mainly composed of hand-drawn edges filled with several colors. iii) flat overall-style, where the icons are square with a monotone background. Due to the different distribution of three overall-styles, we compute FID and LPIPS metrics on each overall-style individually and calculate the mean value of them as the final mFID-sty and mLPIPS.

D USER STUDY

To more comprehensively assess generation results of different models, we conduct an additional user study. In detail, we randomly choose 20 app-theme combinations and one fixed noise latent code as the input of all models, thus generating 100 icon images. 52 participants are invited to score each icon image by making one choice from five options("excellent", "good", "not bad", "poor" and "meaningless") according to the generation accuracy and quality. As Table ?? shows, user satisfaction of our results is obviously higher than the others, which demonstrates the superiority of our method on a subjective level.

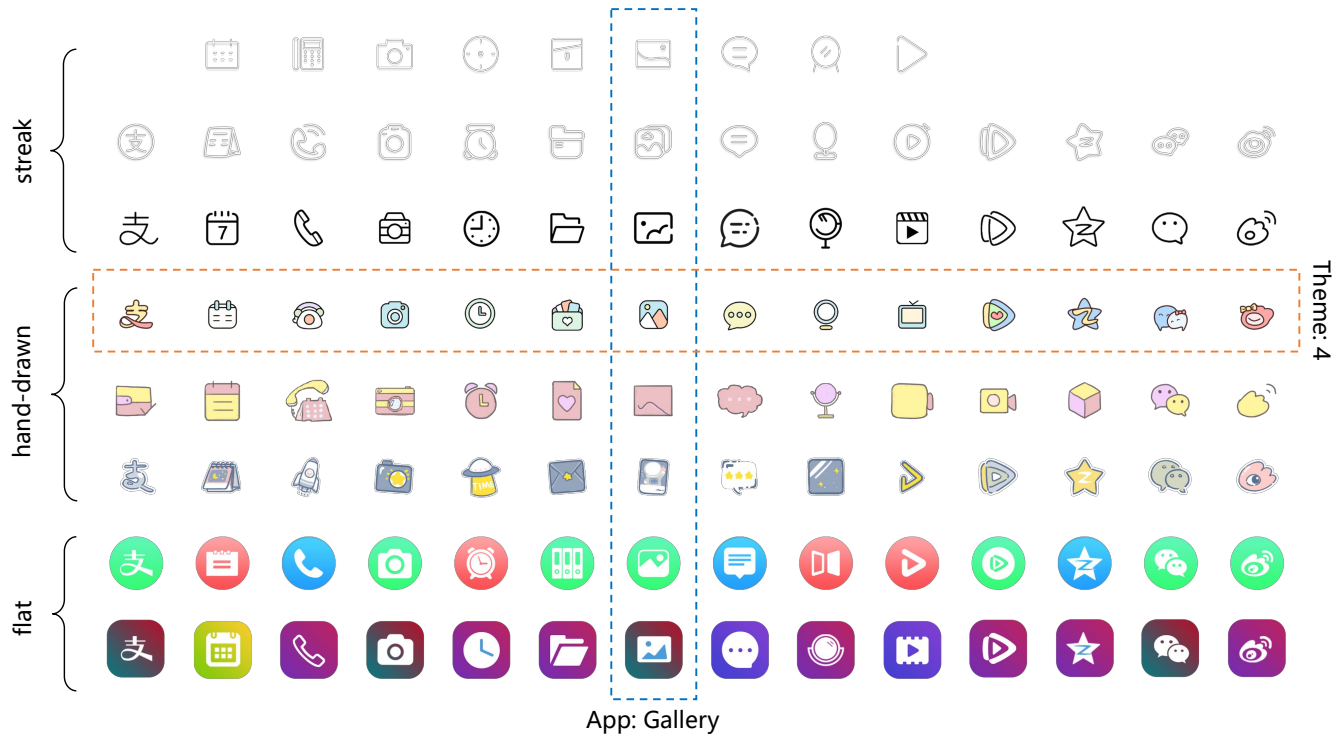


Figure 11: Visualization of AppIcon dataset. The icons in each column are the same mobile application, and the icons in each row share same theme style. The dotted orange and blue boxes highlight an example. The rows from top to bottom correspond to three different overall-styles in order. Note that the blanks denote there is no such an icon for that app-theme combination.

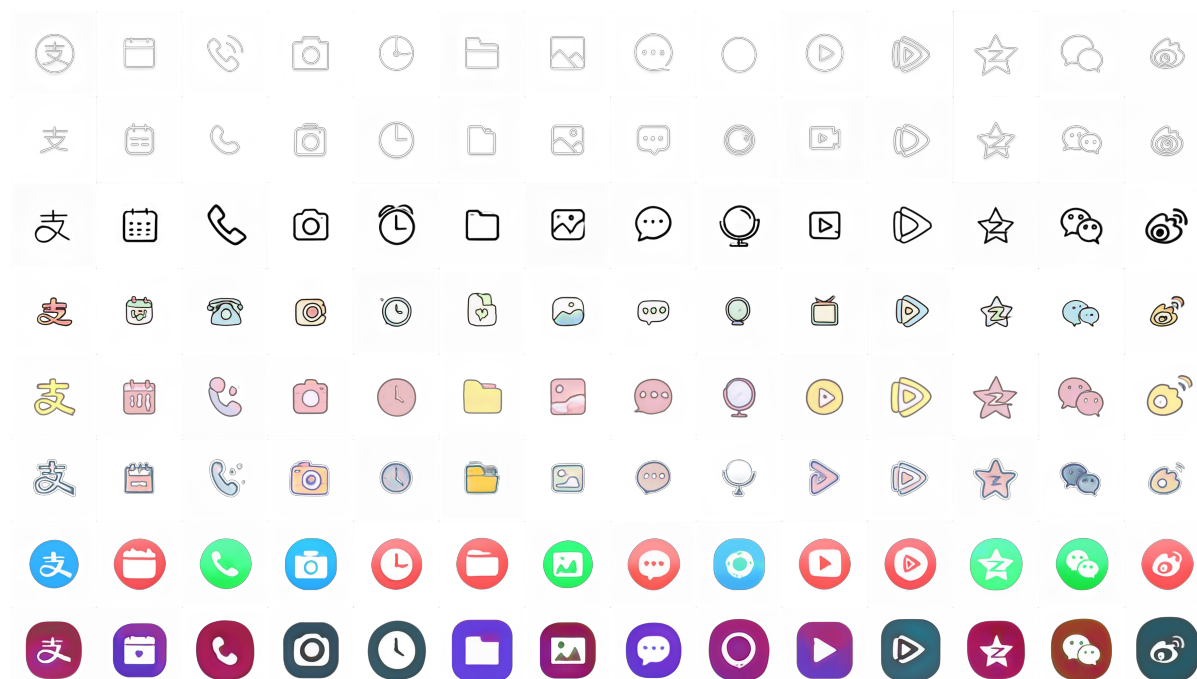


Figure 12: Generated results by IconGAN, corresponding to the dataset icons displayed in Fig. 11.

