

Generalizing Homophily to Simplicial Complexes

Arnab Sarker^{a,*}, Natalie Northrup^b, and Ali Jadbabaie^{a,b}

^aInstitute for Data, Systems, and Society, MIT

^bDepartment of Civil and Environmental Engineering, MIT

*Corresponding Author, E-mail: arnabs@mit.edu

June 2022

Abstract

Group interactions occur frequently in social settings, yet their properties beyond pairwise relationships in network models remain unexplored. In this work, we study homophily, the nearly ubiquitous phenomena wherein similar individuals are more likely than random to form connections with one another, and define it on simplicial complexes, a generalization of network models that goes beyond dyadic interactions. While some group homophily definitions have been proposed in the literature, we provide theoretical and empirical evidence that prior definitions mostly inherit properties of homophily in pairwise interactions rather than capture the homophily of group dynamics. Hence, we propose a new measure, k -simplicial homophily, which properly identifies homophily in group dynamics. Across 16 empirical networks, k -simplicial homophily provides information uncorrelated with homophily measures on pairwise interactions. Moreover, we show the empirical value of k -simplicial homophily in identifying when metadata on nodes is useful for predicting group interactions, whereas previous measures are uninformative.

1 Introduction

Group interactions fundamentally differ from interactions between pairs of individuals. When individuals assemble in groups of size three or more, social pressure increases [2], social loafing may occur [16], and joint decisions can become polarized [5]. However, fundamental properties of group interactions in complex networks are not yet fully explored. As such, *higher order* models, which explicitly encode group interactions with data structures such as simplicial complexes and hypergraphs, have received attention in recent literature [3, 4, 23].

In this work, we consider the principle of homophily as it pertains to group interactions. Homophily, the well-known tendency for individuals to form social

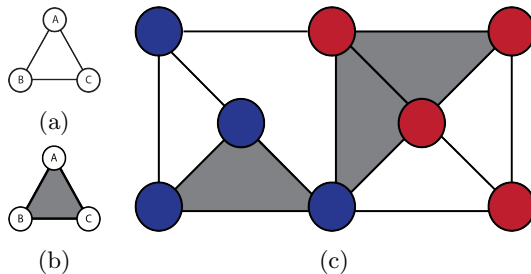


Figure 1: (a) A closed but not filled triangle, indicating only pairwise interactions (e.g., three separate two-author papers). (b) A closed and filled triangle, indicating a group interaction (e.g., a single paper by three authors). (c) Example where group homophily is inherited from edge structure. If nodes were randomly labeled, then $1/7$ filled triangles would have nodes of the same type on average (c.f. (3)), suggesting the presence of homophily (2 out of 3 filled triangles have nodes of the same type, and $2/3 > 1/7$). However, the edge structure of the network is such that 4 out of 6 closed (filled or unfilled) triangles have nodes of the same type, which suggests that the homophily of filled triangles is as if they were randomly placed into the underlying edge structure.

connections with those similar to themselves, is a core organizing principle of social networks [17, 18]. This notion is nearly ubiquitous, appearing in contexts such as marriage, friendship, information transfer, physical contact, and online social networks [14, 18, 24]. In such networks, social ties are correlated with similarity in age, occupation, religion, and/or each individual’s local network structure [6, 18]. Although this empirical ubiquity of homophily makes it valuable in understanding social structure, previous studies have restricted to analysis of graphs, which only encode pairwise interactions between individuals.

Our work builds on definitions of group homophily considered recently in the context of hypergraphs, a generalization of graphs that can encode interactions between arbitrarily large groups of individuals [25]. For a particular hypergraph with labeled nodes, prior work considers all hyperedges of fixed size $g \geq 3$, and defines homophily relative to if nodes were labeled at random, which we refer to as a *node baseline*. However, this approach can potentially inherit the dyadic, graph-based notion of homophily rather than that of group interactions. In other words, much of the variation of group homophily scores with a node baseline can be explained by the standard dyadic notion (Figure 1c). This observation goes beyond the provided example: in the 16 empirical datasets of this work, nearly 70% of the variation in group homophily (for groups of size 3) using a node baseline can be explained by homophily scores defined only on edges. Hence, we introduce a new measure, k -simplicial homophily, which properly isolates homophily due to group dynamics.

Contributions. In Section 3, we precisely define k -simplicial homophily as a formal way to account for underlying interactions in a network when establishing the presence of homophily for groups. Rather than model the social

network with a hypergraph, we use a simplicial complex which requires additional structure in the network model. We establish theoretically that when k -simplicial homophily is applied to edges, we recover a standard definition of homophily on graphs, suggesting it is a natural generalization of homophily for groups.

Furthermore, contrary to the existing notions of homophily, k -simplicial homophily successfully isolates properties of group dynamics. We provide theoretical evidence of this in Section 4, where we introduce the simplicial stochastic block model, a generative network model which allows for homophily in pairwise interactions to be decoupled from that of triadic interactions. We show prior measures can incorrectly conclude the presence of group homophily, whereas k -simplicial homophily identifies group homophily if and only if the formation of triadic interactions depends on node class labels.

We then apply group homophily definitions to empirical data.¹ In 15 out of 16 empirical datasets, we find that homophily scores using k -simplicial homophily are lower than scores computed using a baseline that depends on the proportion of each class of nodes. Moreover, in 4 of these datasets, we find anti-homophily with respect to k -simplicial homophily, and note that the presence of anti-homophily is justified in each dataset. Importantly, we do not find a significant relationship between edge homophily scores and k -simplicial homophily scores on triangles, suggesting that k -simplicial homophily provides novel insights into group dynamics which are not explained by homophily in edges.

In Section 5, we show the utility of the new information provided by k -simplicial homophily in the data-driven application of higher order link prediction. Originally proposed by Benson et al [4] as a benchmark problem for higher order models and algorithms, higher order link prediction involves using network information up to a certain time t to predict if new group interactions will occur after time t . We find that k -simplicial homophily indicates whether node labels are useful in the prediction task, whereas previous definitions of group homophily are uninformative in determining the utility of node labels.

1.1 Related Work

Group homophily has been considered for data-driven applications such as transductive learning [22] and clustering [15]. In such works, the authors use a homophily parameter as an input into a generative hypergraph model, and homophily is defined relative to a baseline distribution computed using frequencies of node class labels. Here, we instead propose homophily measures which describe existing datasets to aid analysis of group interactions in empirical settings.

A particularly relevant work is Veldt et al [25], as it aims to broadly define homophily in the context of hypergraphs. Like previous work, the baseline considered by the authors uses randomization of node labels in order to determine

¹Code and experimental details can be found at <https://github.com/arnabsarker/SimplicialHomophily>.

if hyperedges in a network are more likely than random to be among nodes of the same type. The author’s main focus in the work is understanding the complexity that arises in group homophily due to the fact that different numbers of each category of individuals can be present in a particular group. That is, for the setting considered by the authors where nodes are given one of two labels, a hyperedge of size k can have t members of one group, and $k - t$ members of the other for any $0 \leq t \leq k$. For a fixed k , the authors define a homophily score for each t , and prove impossibility results showing their homophily scores can not be strictly increasing in t and can not be greater than unity for all $t \geq k/2$. In this work, we define similar metrics for homophily which are based on simplicial complexes as opposed to hypergraphs. We also consider a more general setting where three or more class labels are allowed, which helps to avoid impossibility results from prior work and allows for a broader selection of data.

2 Preliminaries

We discuss three data structures, each of which considers a set of nodes V , where $|V| = n$, and a labeling function $C : V \rightarrow \{1, \dots, m\}$, which maps each node to one of $m \geq 2$ classes.

Graphs and Hypergraphs. Graphs and hypergraphs are common models of interactions in complex networks [3]. We consider undirected graphs which consist of a set of nodes V and a set of edges E , where each edge $e \in E$ denotes a pairwise interaction between nodes. Hypergraphs, in contrast, have a set of hyperedges $H \subseteq 2^V$ which are unrestricted in size. Hence, group interactions can be encoded as elements of H , with no additional structure required of H .

Simplicial Complexes. Simplicial complexes provide a way to encode group interactions which requires more structure than hypergraphs. A simplicial complex is a set of simplices $X \subseteq 2^V$, where each element $x \in X$ is referred to as a k -simplex if it contains $k + 1$ different elements of V . In Figure 1c, nodes would then correspond to 0-simplices, edges to 1-simplices, and filled triangles to 2-simplices. Simplicial complexes also have the following structural property:

$$x \in X \implies \sigma \in X, \forall \sigma \subseteq x.$$

That is, for every simplex x in X , all subsets of x must also be contained in the simplicial complex. In Figure 1c the network can be modeled as a simplicial complex because for each filled triangle, all edges associated with the triangle are in the network. This simple assumption leads to a rich mathematical theory from algebraic topology [12]. While we will not discuss algebraic topology at length (instead, see [11, 12]), we do utilize the definition of a k -skeleton.

Definition 1 (k -skeleton [11]). *For a simplicial complex X , let X^j denote the set of all j -simplices in X , i.e. those elements of X with exactly $j + 1$ elements. The k -skeleton of X , denoted $X^{(k)}$, is defined*

$$X^{(k)} = \bigcup_{j=0}^k X^j. \tag{1}$$

As we will see, the k -skeleton accounts for underlying interactions when defining group homophily, as it encodes all interactions of size at most $k + 1$. For example, in Figure 1c, we used the 1-skeleton, referred to as the underlying graph, to argue that homophily in triadic interactions (filled triangles) can be inherited from homophily in closed triangles, which are defined by pairwise interactions.

3 Defining Group Homophily

Defining homophily for groups is far more complex than for edges, as there are significantly more options for node labels to be assigned in a group of size $g \geq 3$ than there are for an edge which only contains two nodes. To reduce this complexity, we focus on two types of homophily in this work: one based on the proportion of homogeneous groups in a network, and another which takes into account the number of individuals in a group which share a particular class label.

3.1 Homophily of Homogeneous Groups

In what follows, we refer to a group as homogeneous if all nodes share the same class. We use g to refer to group size in a hypergraph, and k to refer to k -simplices in a simplicial complex, which have size $g = k + 1$. For an arbitrary hypergraph H , let H^g represent the hyperedges of size g and $H_h^g \subseteq H^g$ represent the homogeneous hyperedges of size g . The affinity score is then defined

$$a^g(H) = |H_h^g| / |H^g|. \quad (2)$$

The following random baseline formalizes notions of higher order homophily from previous literature [22, 15, 25], and can be applied to arbitrary hypergraphs:

$$b_h^g(H) = \sum_{c=1}^m \binom{n_c}{g} / \binom{n}{g}, \quad (3)$$

where n_c represents the number of individuals in class c , so $b_h^g(H)$ represents probability that a group of size g in H with random node labels is homogeneous.

Definition 2 (Hypergraph Homophily Score [25]). *The hypergraph homophily score $s_h^g(H)$ is defined*

$$s_h^g(H) = a^g(H) / b_h^g(H). \quad (4)$$

The score $s_h^g(H)$ indicates the presence of homophily if $s_h^g(H) > 1$, or anti-homophily if $s_h^g(H) < 1$. The score also coincides with a traditional metric of graph homophily when $g = 2$, which we refer to as the *graph homophily score*.

The second random baseline applies only to simplicial complexes. Let $\overline{X^{(k-1),k}}$ represent the possible k -simplices that may occur in X .² The baseline is then

$$b_x^k(X) = a^{k+1}(\overline{X^{(k-1),k}}). \quad (5)$$

Intuitively, $b_x^k(X)$ is the probability that a randomly placed k -simplex into the $(k-1)$ -skeleton of X is homogeneous. The corresponding homophily score is:

Definition 3 (*k*-Simplicial Homophily Score). *The k -simplicial homophily score $s_x^k(X)$ is*

$$s_x^k(X) = a^{k+1}(X) / b_x^k(X). \quad (6)$$

The primary difference between k -simplicial homophily and hypergraph homophily lies in the definition of the baseline score. In hypergraph homophily, the baseline depends only on the composition of nodes, whereas for k -simplicial homophily, the $(k-1)$ -skeleton accounts for the underlying interactions.

Example. In Figure 1c, consider the case $k=2$, such that we are focused on triangles. Then, $X^{(k-1)}$ represents the underlying graph, and $\overline{X^{(k-1),k}}$ represents closed triangles in the underlying graph. Because 4 out of 6 closed triangles are homogeneous, $b_x^2(X) = 4/6$, and similarly because 2 out of 3 filled triangles are homogeneous, $a^3(X) = 2/3$. Therefore, $s_x^2(X) = 1$.

Notably, simplicial homophily and hypergraph homophily coincide when edges are the focus, as both generalize the standard definition of homophily in edges.

Proposition 1. *Let $G = (V, E)$ represent an undirected graph, and let $C : V \rightarrow \{1, \dots, m\}$ represent a labeling of nodes into m classes. Then, the graph homophily score and the k -simplicial homophily score on edges coincide.*

The proof of the claim follows directly from the equivalence of (3) and (5) when applied to edges. Proposition 1 shows that k -simplicial homophily is actually a natural extension of graph-based notions of homophily [7, 20]. However, the two approaches to homophily differ when group size increases beyond 2, as edges in a simplicial complex can impose structure on triads.

3.2 Homophily in Heterogeneous Groups

While the scores of the previous section conveniently summarize homophily into a single value, they cannot handle heterogeneity in node labels for a group. To handle this distinction, we focus on type- t interactions as defined in [25]. For a class c and group size g , a type- t interaction is an interaction with exactly t members from class c . The type- t affinity score for class c is defined [25]:

$$a_c^g(t; H) = t \times |H_c^{t,g}| / \sum_{i=1}^g i \times |H_{h,c}^{t,g}|, \quad (7)$$

²Formally, given $X^{(k-1)}$ is the $(k-1)$ -skeleton of X , $\overline{X^{(k-1),k}}$ represents the maximal set of k -simplices which could be added to $X^{(k-1)}$ while preserving that $X^{(k-1)} \cup \overline{X^{(k-1),k}}$ is a simplicial complex.

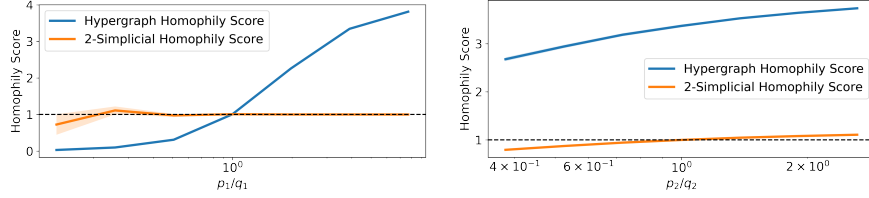


Figure 2: Triadic homophily in the simplicial stochastic block model. Error bars represent 95% confidence intervals. (Left) Varying p_1/q_1 with $p_2 = q_2 = 0.5$. The hypergraph homophily score defined on triangles inherits the homophily due to edges, whereas the 2-simplicial homophily is near 1. (Right) Varying p_2/q_2 with $p_1 = 4q_1$. The k -simplicial homophily score is larger than 1 if and only if $p_2/q_2 > 1$, and hence correctly captures homophilous group dynamics. In contrast, since $p_1 > q_1$, hypergraph homophily scores are consistently inflated.

where $H_{h,c}^{i,g}$ is the set of type- i hyperedges for class c . The random baselines for the heterogeneous scores are then

$$b_h^g(t; H) = \frac{\binom{n_c-1}{t-1} \times \binom{n-n_c}{g-t}}{\binom{n-1}{g-t}}, \quad \text{and} \quad b_x^k(t; X) = a_c^{k+1}(t; \overline{X^{(k-1),k}}), \quad (8)$$

where the former can be shown to be the expectation of $a_c^g(t; H)$ when node labels are assigned randomly, and the latter generalizes the randomization scheme of Section 3.1. The heterogeneous homophily scores can then be defined as follows.

Definition 4 (Heterogeneous Homophily Scores). *For a hypergraph H , group size g , and class c , the heterogeneous hypergraph homophily score is [25]*

$$s_{h,c}^g(t; H) = a_c^g(t; H) / b_h^g(t; H). \quad (9)$$

For a simplicial complex X , the heterogeneous k -simplicial homophily score is

$$s_{x,c}^k(t; H) = a_c^{k+1}(t; X) / b_x^k(t; H). \quad (10)$$

These definitions provide additional granularity when understanding homophily. However, we note that they do suffer from impossibility results which limit how scores can behave with respect to the group type parameter t [25].

4 Homophily in Network Data

Synthetic Networks In order to show the difference in homophily definitions, we build upon recent models of random simplicial complexes to introduce the *simplicial stochastic block model*, a straightforward generalization of the Δ -ensemble of Kahle [13]. The generative model has the following inputs:

Table 1: Summary statistics for the 16 datasets used for homophily comparisons, 9 of which are also used for link prediction experiments.

Dataset	nodes	classes	edges	triangles	time steps
cont-village [21]	46	5	329	610	—
cont-hospital [10]	81	5	1,381	6,268	12,605
cont-workplace-13 [10]	100	5	3,915	80,173	20,129
email-Enron [4]	148	2	1,344	1,159	—
cont-workplace-15 [10]	232	12	16,725	329,056	21,536
cont-primary-school [10]	241	11	8,317	5,139	3,124
bills-senate [8, 9]	297	4	10,555	11,460	4,975
cont-high-school [10]	326	9	5,818	2,370	8,938
bills-house [8, 9]	1,495	3	29,959	16,884	4,871
hosp-DAWN [4]	2,558	364	124,155	1,081,440	8
soc-youtube [19]	10,513	10	85,134	24,903	—
soc-flickr [19]	54,104	10	1,231,068	2,692,349	—
coauth-dblp [1]	105,256	2	316,631	384,549	55
clicks-trivago [4]	172,737	160	176,194	116,264	—
soc-livejournal [19]	259,865	10	329,954	176,547	—
soc-orkut [19]	399,314	10	1,120,880	17,339	—

- n_1, \dots, n_m , the number of nodes in each class for the model.
- p_1 and q_1 , the probability of an edge (1-simplex) forming between nodes in the same or different communities, respectively.
- p_2 , the probability that a closed triangle consisting of nodes in the same community becomes filled as a 2-simplex.
- q_2 , the probability that a closed triangle consisting of nodes in different communities becomes filled.

Each random simplicial complex is then built using a generative process. First, edges form between communities with probabilities p_1 and q_1 as noted above, creating a graph G . Then, for each closed triangle in G , the triangle becomes filled with probability p_2 if all nodes in the closed triangle are of the same community, or with probability q_2 otherwise.

This model can control the presence of homogeneous edges and homogeneous triangles in the network while maintaining the structural requirement of a simplicial complex. p_1 and q_1 determine whether there is homophily in pairwise interactions, and p_2 and q_2 dictate how much homophily occurs in the filled triangles beyond that of the underlying pairwise interactions.

We provide two sets of experimental results on the simplicial stochastic block model, each using two classes of nodes and community sizes of 1,000 for each class. In the left of Figure 2, we set $p_2 = q_2$ which indicates that by construction group formation is not influenced by class labels. k -simplicial homophily detects

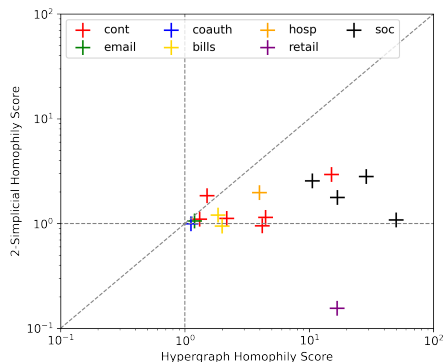


Figure 3: Scatterplot of global homophily scores with a hypergraph baseline compared to a simplicial complex baseline. In 15 out of 16 datasets, the 2-simplicial homophily score is lower than the hypergraph homophily score, as the hypergraph homophily score inherits properties from edges.

that $p_2 = q_2$ and reports a value close to 1, whereas the value reported by hypergraph homophily depends on the parameters p_1 and q_1 . The hypergraph homophily score in this case is above 1 if and only if $p_1/q_1 > 1$, indicating that hypergraph homophily defined on *triangles* inherits the properties of *edge* homophily prescribed in the model. In contrast, the right figure illustrates that k -simplicial homophily can effectively identify whether group dynamics are homophilous. We let $p_1 > q_1$ and vary the ratio p_2/q_2 . The k -simplicial homophily score on triangles is above 1 if and only if p_2/q_2 is above 1, whereas the hypergraph score is consistently above 1 because $p_1 > q_1$. Because the hypergraph score is influenced by both p_1/q_1 and p_2/q_2 , it can not decouple their effects.

Empirical Networks To understand the effect of different homophily definitions in empirical networks, we apply the definitions to the 16 publicly available datasets described in Table 1. With the empirical networks, we are able to quantify the difference between the k -simplicial homophily score and the hypergraph homophily score for triadic interactions. Using the definitions from Section 3.1, we compute the homogeneous homophily scores for all 16 datasets and display them in Figure 3. For all but one dataset (**contact-hospital**), the hypergraph homophily score is higher than the k -simplicial homophily score, consistent with synthetic experiments where $p_1 > q_1$. The result is particularly strong for **retail-trivago**, **cont-high-school**, **bills-house**, and **coauth-dblp**, for which k -simplicial homophily suggests anti-homophily in group formation. In **retail-trivago**, which has the strongest tendency for anti-homophily, we posit that travelers headed to a specific destination might look at two hotels to compare cost and amenities, but if a traveler is browsing more than three hotels, they are likely taking a longer trip or have more flexibility for their search. For the remaining three datasets, the tendency for anti-homophily is

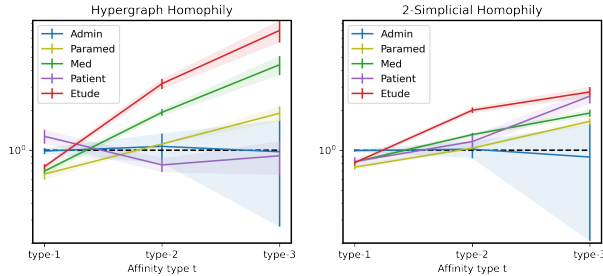


Figure 4: Homophily Scores with Heterogenous Group Composition for `cont-hospital`. Error bars represent 95% confidence intervals. We find that the simplicial complex baseline often results in less extreme values of homophily for the majority of classes in the data and all values of t , suggesting that pairwise interactions account for much of what is observed in hypergraph homophily.

much smaller, but can still be explained by a desire for diversity in larger group sizes.

In the context of heterogeneous homophily definitions, it appears that pairwise interactions explain much of hypergraph homophily, as suggested in Figure 4. For nearly all classes and each value of t , the observed metric is closer to the random baseline of k -simplicial homophily than that of hypergraph homophily. That is, the baseline in k -simplicial homophily tends to “flatten” the homophily scores as a function of type t . This intuition is confirmed with homogeneous homophily scores. When using the graph homophily score to predict hypergraph homophily, we find that a simple linear model results in an R^2 value of 0.698 ($p < 0.001$), with a positive coefficient that further indicates that edge homophily positively influences hypergraph homophily. In contrast, the same analysis using graph homophily to explain k -simplicial homophily on triads results in an R^2 value of 0.167 ($p = 0.117$), suggesting that k -simplicial homophily offers distinct insights on group dynamics. In particular, we show that this distinct information is particularly useful in the task of higher order link prediction.

5 Homophily and Higher Order Link Prediction

Higher order link prediction has been introduced as a “benchmark problem to assess models and algorithms that predict higher-order structure” [4]. One is given a partial time series of network data up to a time t , and then is asked to predict if a closed but not filled triangle will become filled the after time t . In the prediction task, we learn two separate logistic regression models on the first 50% of simplices observed in the data, and test the logistic regression model on the remaining 50% of data. The first model (“Without Labels”) serves as a baseline and uses the local features described in Benson et al [4] to predict the binary outcome of whether a particular closed but not filled triangle will

Table 2: Group Formation Prediction Performance. Prediction performance is measured using the AUC-PR and presented relative to a random baseline. Bolded entries indicate a statistically significant larger performance metric via a bootstrapping procedure which also produces confidence intervals. Table is sorted by 2-simplicial homophily score of the training set, and shows that extreme 2-simplicial homophily scores indicate when node labels are useful.

Dataset	Prediction Performance		Homophily Score	
	Without Labels	With Labels	2-Simplicial ↓	Hypergraph
bills-house	1.12 (± 0.016)	1.18 (± 0.031)	0.92	2.01
coauth-dblp	1.25 (± 0.029)	1.42 (± 0.037)	0.99	1.12
cont-workplace-13	2.36 (± 0.019)	2.22 (± 0.016)	1.05	1.30
bills-senate	4.74 (± 0.257)	3.38 (± 0.161)	1.16	1.76
cont-workplace-15	1.16 (± 0.001)	1.16 (± 0.001)	1.17	3.87
cont-primary-school	1.08 (± 0.000)	1.08 (± 0.000)	1.34	2.03
cont-hospital	3.38 (± 0.028)	4.46 (± 0.038)	1.79	1.56
hosp-DAWN	4.48 (± 0.001)	4.50 (± 0.001)	2.36	6.82
cont-high-school	1.48 (± 0.001)	1.55 (± 0.001)	2.84	8.05

become filled. The features of this regression include the frequency with which each tie occurs between each pair of nodes in the closed triangle, the degree of each node (in the traditional graph sense and weighted by the number of simplices each node is in), the number of common neighbors between the nodes, and logarithmic rescalings of all of these factors. The second model (“With Labels”) uses the features of the first model and an additional binary indicator feature which is 1 if and only if all nodes in the closed triangle are the same type.

The results of the logistic regression are presented in Table 2. We evaluate performance of different features using the area under the precision-recall curve (AUC-PR) and report the score relative to a random baseline, as has been done in the literature [4]. The table is sorted by the 2-simplicial homophily score computed on the training set of data, i.e. the first 50% of simplices which are used to train the logistic regression model. We find that for extreme values of the 2-simplicial homophily score, indicating either homophily or anti-homophily, that the prediction performance increases when homogeneous node labels are used as a regressor. Specifically, the two lowest 2-simplicial homophily scores and the three highest 2-simplicial homophily scores are for datasets where node labels increase predictive performance, whereas the four datasets with moderate scores see no change or decreases in performance. In contrast, when hypergraph homophily scores are sorted, no clear patterns emerge.

6 Conclusions

We proposed a measure for homophily in simplicial complexes, k -simplicial homophily, which isolates the homophily present in group dynamics. The necessity of such a definition was established on synthetic and empirical data, which indicated that prior notions of homophily for arbitrary hypergraphs can inherit homophilous structure from underlying pairwise interactions and miss the effect of group dynamics. k -simplicial homophily applies to groups of arbitrary size, and we provided experimental and theoretical evidence on triadic interactions that k -simplicial homophily provides distinct information from homophily scores on edges. Moreover, we showed the empirical value of k -simplicial homophily, as extreme scores indicate the value of node labels for predicting if group interactions will occur. These techniques ultimately provide a general approach to isolate group dynamics in simplicial complexes, which we believe will be useful in analyzing group interactions in complex networks more broadly.

References

- [1] Swati Agarwal, Nitish Mittal, Rohan Katyal, Ashish Sureka, and Denzil Correa. Women in computer science research: What is the bibliography data telling us? *Acm Sigcas Computers and Society*, 46(1):7–19, 2016.
- [2] Solomon E Asch. Opinions and social pressure. *Scientific American*, 193(5):31–35, 1955.
- [3] Federico Battiston, Giulia Cencetti, Iacopo Iacopini, Vito Latora, Maxime Lucas, Alice Patania, Jean-Gabriel Young, and Giovanni Petri. Networks beyond pairwise interactions: structure and dynamics. *Physics Reports*, 2020.
- [4] Austin R Benson, Rediet Abebe, Michael T Schaub, Ali Jadbabaie, and Jon Kleinberg. Simplicial closure and higher-order link prediction. *Proceedings of the National Academy of Sciences*, 115(48):E11221–E11230, 2018.
- [5] Roger Brown. *Social psychology*. Simon and Schuster, 1986.
- [6] Yuxiao Dong, Reid A Johnson, Jian Xu, and Nitesh V Chawla. Structural diversity and homophily: A study across more than one hundred big networks. In *Proceedings of the 23rd ACM SIGKDD International Conference on Knowledge Discovery and Data Mining*, pages 807–816, 2017.
- [7] David Easley, Jon Kleinberg, et al. *Networks, crowds, and markets*, volume 8. Cambridge university press Cambridge, 2010.
- [8] James H Fowler. Connecting the congress: A study of cosponsorship networks. *Political Analysis*, 14(4):456–487, 2006.
- [9] James H Fowler. Legislative cosponsorship networks in the us house and senate. *Social Networks*, 28(4):454–465, 2006.

- [10] Mathieu Génois and Alain Barrat. Can co-location be used as a proxy for face-to-face contacts? *EPJ Data Science*, 7(1):11, May 2018.
- [11] Robert W Ghrist. *Elementary applied topology*, volume 1. Createspace Seattle, 2014.
- [12] Allen Hatcher. *Algebraic Topology*. 2002.
- [13] Matthew Kahle et al. Topology of random simplicial complexes: a survey. *AMS Contemp. Math*, 620:201–222, 2014.
- [14] Gueorgi Kossinets and Duncan J Watts. Empirical analysis of an evolving social network. *science*, 311(5757):88–90, 2006.
- [15] Tarun Kumar, Sankaran Vaidyanathan, Harini Ananthapadmanabhan, Srinivasan Parthasarathy, and Balaraman Ravindran. Hypergraph clustering by iteratively reweighted modularity maximization. *Applied Network Science*, 5(1):1–22, 2020.
- [16] Bibb Latané, Kipling Williams, and Stephen Harkins. Many hands make light the work: The causes and consequences of social loafing. *Journal of personality and social psychology*, 37(6):822, 1979.
- [17] Paul F Lazarsfeld, Robert K Merton, et al. Friendship as a social process: A substantive and methodological analysis. *Freedom and control in modern society*, 18(1):18–66, 1954.
- [18] Miller McPherson, Lynn Smith-Lovin, and James M Cook. Birds of a feather: Homophily in social networks. *Annual review of sociology*, 27(1):415–444, 2001.
- [19] Alan Mislove, Massimiliano Marcon, Krishna P Gummadi, Peter Druschel, and Bobby Bhattacharjee. Measurement and analysis of online social networks. In *Proceedings of the 7th ACM SIGCOMM conference on Internet measurement*, pages 29–42, 2007.
- [20] Mark EJ Newman. Assortative mixing in networks. *Physical review letters*, 89(20):208701, 2002.
- [21] Laura Ozella, Daniela Paolotti, Guilherme Lichand, Jorge P Rodríguez, Simon Haenni, John Phuka, Onicio B Leal-Neto, and Ciro Cattuto. Using wearable proximity sensors to characterize social contact patterns in a village of rural malawi. *EPJ Data Science*, 10(1):46, 2021.
- [22] Sai Nageswar Satchidanand, Harini Ananthapadmanaban, and Balaraman Ravindran. Extended discriminative random walk: a hypergraph approach to multi-view multi-relational transductive learning. In *Twenty-Fourth International Joint Conference on Artificial Intelligence*, 2015.

- [23] Michael T Schaub, Austin R Benson, Paul Horn, Gabor Lippner, and Ali Jadbabaie. Random walks on simplicial complexes and the normalized hodge 1-laplacian. *SIAM Review*, 62(2):353–391, 2020.
- [24] Juliette Stehlé, Nicolas Voirin, Alain Barrat, Ciro Cattuto, Lorenzo Isella, Jean-François Pinton, Marco Quaggiotto, Wouter Van den Broeck, Corinne Régis, Bruno Lina, et al. High-resolution measurements of face-to-face contact patterns in a primary school. *PloS one*, 6(8):e23176, 2011.
- [25] Nate Veldt, Austin R Benson, and Jon Kleinberg. Higher-order homophily is combinatorially impossible. *arXiv preprint arXiv:2103.11818*, 2021.