

Flexible Ramping Product Procurement in Day-Ahead Markets

Ogun Yurdakul¹, Erik Ela², Sahin Albayrak¹

¹Department of Electrical Engineering and Computer Science, Technical University of Berlin, Berlin, Germany (e-mail: yurdakul, sahin.albayrak@tu-berlin.de).

²Power Delivery and Utilization Department, Electric Power Research Institute, Palo Alto, CA 94304-1395 USA (e-mail: eela@epri.com).

Abstract

This article puts forward a methodology for procuring flexible ramping products (FRPs) in the day-ahead market (DAM). The proposed methodology comprises two market passes, the first of which employs a stochastic unit commitment (SUC) model that explicitly evaluates the uncertainty and the intra-hourly and inter-hourly variability of net load so as to minimize the expected total operating cost. The second pass clears the DAM while imposing FRP requirements. The cornerstone of our work is to set the FRP requirements at levels that drive the DAM decisions toward the optimal SUC decisions. Our methodology provides an economic underpinning for the stipulated FRP requirements, and it brings forth DAM awards that reduce the costs toward the expected total cost under SUC, while conforming to the chief DAM design principles. By preemptively considering the dispatch costs before awarding FRPs, it can further avert unexpectedly high costs that could result with the deployment of procured FRPs. We conduct numerical studies and lay out the relative merits of the proposed methodology vis-à-vis selected benchmarks based on various evaluation metrics.

Index terms— day-ahead market, flexible ramping product, stochastic programming, unit commitment

Nomenclature

Sets,Indices

| | |
|---------------------|---|
| \mathcal{H}, h | set, index of hourly periods |
| \mathcal{K}, k | set, index of intra-hourly subperiods |
| \mathcal{N}, n | set, index of nodes |
| \mathcal{L}, ℓ | set, index of lines |
| \mathcal{G}, g | set, index of dispatchable generators (DGs) |
| \mathcal{S}_g, s | set, index of piecewise cost intervals for DG g |

Variables

| | |
|--|--|
| u_g | $\in \{0, 1\}$, commitment status of DG g |
| v_g | $\in \{0, 1\}$, startup status of DG g |
| w_g | $\in \{0, 1\}$, shutdown status of DG g |
| p_g | power generated above minimum by DG g (MW) |
| p_g^s | power from linear segment s for DG g (MW) |
| p_c^n | curtailed load at node n (MW) |
| d_n | net demand at node n (MW) |
| r_g^\uparrow | upward flexible ramping product (up-FRP) provided by DG g (MW) |
| r_g^\downarrow | downward FRP (down-FRP) provided by DG g (MW) |
| $r_\zeta^\uparrow(r_\zeta^\downarrow)$ | up-FRP (down-FRP) shortfall (MW) |
| λ^n | locational marginal price at node n (dual) (\$/MWh) |
| $\varphi^\uparrow(\varphi^\downarrow)$ | up-FRP (down-FRP) price (dual) (\$/MWh) |

Parameters

| | |
|--|--|
| p_g° | initial power generated above minimum by DG g (MW) |
| u_g° | $\in \{0, 1\}$, initial commitment status of DG g |
| $T_g^\uparrow(T_g^\downarrow)$ | minimum uptime (downtime) of DG g (h) |
| $T_g^{\uparrow,\circ}(T_g^{\downarrow,\circ})$ | number of hours DG g has been online (offline) before the scheduling horizon (h) |
| \bar{P}_g^s | maximum power available from piecewise segment s for DG g (MW) |
| $\bar{P}_g(P_g)$ | maximum (minimum) power output of DG g (MW) |
| α_g^s | cost coefficient for piecewise segment s for DG g (\$/MWh) |

| | |
|--|--|
| α^c | penalty cost for load curtailment (\$/MWh) |
| α^r | penalty cost for FRP shortfall (\$/MWh) |
| α_g^v | startup cost of DG g (\$) |
| α_g^u | cost of DG g running and operating at \underline{P}_g (\$/h) |
| $\Delta_g^\uparrow(\Delta_g^\downarrow)$ | ramp-up (ramp-down) rate limit of DG g (MW/h) |
| $\Delta_g^{\uparrow,\circ}(\Delta_g^{\downarrow,\circ})$ | startup (shutdown) rate limit of DG g (MW) |
| $\bar{f}_\ell(\underline{f}_\ell)$ | maximum (minimum) real power flow allowed on line ℓ (MW) |
| Ψ_ℓ^n | injection shift factor of line ℓ with respect to node n by DG g (MW) |
| \hat{d}_n | net demand at node n (MW) |
| ξ_i^n | net load for realization i at node n (MW) |
| $\underline{\rho}^\uparrow(\underline{\rho}^\downarrow)$ | system-wide up-FRP (down-FRP) requirement (MW) |

1 Introduction

WITH the deepening penetration of variable energy resources (VERs) into electric power systems, the uncertainty in net load, i.e., system load less VER generation, is expected to further increase. Since neither system load nor VER generation levels can be known with perfect accuracy ahead of time, the net load levels considered by day-ahead planning tools are inherently uncertain, often materializing differently than predicted.

VERs further exacerbate the variability in net load, which refers to changing net load levels that are anticipated. We bifurcate net load variability based on its temporal granularity to intra-hourly and inter-hourly net load variability. Since day-ahead markets (DAMs) and residual (or reliability) unit commitment (RUC) processes are executed based on hourly snapshots, whereas real-time markets (RTMs) are cleared with a finer temporal granularity, the intra-hourly variation of net load is not recognized by most day-ahead planning tools. On the flip side, DAMs inherently take into account the inter-hourly variation of net load by virtue of solving a time-coupled multi-interval unit commitment (UC) problem. Nevertheless, since system operators¹ (SOs) use the bid-in, not the forecast, net demand to clear the DAM, the DAM energy schedules may not be able to meet steep inter-hourly net load variations.

¹We use the generic term *system operator* to represent the independent entity responsible for operating and controlling the transmission network—be it an independent system operator (ISO), regional transmission organization (RTO), or a transmission system operator.

Repercussions of the uncertainty and variability of net load include intervals with a ramp shortage, during which system assets lack the ramping capability for meeting the load in the subsequent interval. Such ramp shortages may force SOs to use up spinning or regulation reserves, thus jeopardizing power system reliability, and may also yield price spikes in RTMs. Previous studies maintain that such transient extreme prices are not necessarily indicative of an underlying chronic scarcity of ramping capability, but rather point to the shortcomings of the utilized scheduling methods [1]. To avoid ramp shortages, SOs may make out-of-market (OOM) adjustments, such as withholding some generation capacity, committing dispatchable generators (DGs) outside of market mechanisms, and the manual modification of load forecast. Resorting to OOM actions to engage with ramp shortages not only cloaks the severity of the problem, but also undermines the development of an efficient market-based solution that should work hand and glove with existing market mechanisms, including providing the necessary incentives that may attract existing and emerging resources to offer flexibly.

In recent years, California ISO (CAISO) and Midcontinent ISO (MISO) augmented their markets with “flexiramp” [2] and “ramp capability” [3] products, respectively, which is a short-term rampable capacity designated to meet a level of net load higher or lower than expected in subsequent time periods. We henceforth refer to such products for upward and downward ramping capability by upward flexible ramping product (up-FRP) and downward FRP (down-FRP), respectively. Separate non-zero availability bids are not submitted for FRPs, and it is assumed that a resource submitting an energy offer is willing to provide both energy and FRP, unless it chooses to opt out of clearing for FRPs. The market clearing model co-optimizes energy and FRP quantity with other ancillary services and sets the price for FRPs based on the lost opportunity cost of the marginal unit, that is, the foregone net profit from the energy market that the resource could have earned, had it not received an FRP award.

The effective acquisition of FRPs calls for approaches that set FRP requirements so as to safeguard against the uncertainty and the inter-hourly and intra-hourly variability of net load. As shall be described in Section 2, many methods procure FRPs based on the 95% confidence interval of net load. These methods set rules that influence the decisions of an optimization problem that is inherently stochastic, without assessing how such rules will impact the expected cost function. Absent economic underpinnings, imposing rules in markets that lay down specific numerical thresholds may lack a warranted basis and so seem

arbitrary. Regulators and SOs need to have a clear picture of the costs and benefits of FRPs to ratepayers so that they can render proper value judgments on FRP requirements.

Another major drawback of most FRP procurement methodologies is the lack of consideration for the production costs that would be incurred, were the procured FRPs to be deployed. Since FRPs are expected to be called on frequently, methodologies need to be devised that can take account of the production costs while awarding FRPs. Further, these methodologies must be able to be brought into force with few modifications to existing market mechanisms and send transparent price signals that provide incentives for the provision of FRPs when required and ultimately give impetus to investments in DGs with a fast-ramping capability. For instance, one of the approaches considered as part of the Day-Ahead Market Enhancements (DAME) program of CAISO was the joint utilization of bid-in demand and forecast load in a single market pass to clear energy, FRP, and other ancillary services, which faced criticism from stakeholders for being overly reliant on the accuracy of load forecasts in setting the prices [4].

In this paper, we map out a methodology for FRP acquisition in the DAM, which comprises two market passes that are executed sequentially. The first pass is a stochastic unit commitment (SUC) problem that explicitly models the uncertainty in net load and is formulated at an intra-hourly granularity. While the optimal solution to the SUC problem would theoretically yield the minimum expected total cost, both its stochastic nature and its temporal granularity do not conform to existing DAM designs.

To surmount these challenges in the design of our methodology, we marry the quantitative insights obtained from the optimal SUC solution with today's DAM models. We evaluate the FRP requirements based on the optimal SUC solution and impose them in the second pass, which is a DAM clearing (DAMC) problem with little modification to current DAM models. Our design choices impart the capability to procure FRPs in a way that brings DAM schedules toward the optimal SUC solution, thereby reducing the expected total cost.

We draw upon the optimal DAMC decisions to clear the DAM and set the prices: we harness the shadow price of the nodal power balance constraint to set the locational marginal price (LMP) of energy and the dual variable of the up and down-FRP procurement constraints for pricing up and down-FRP, respectively. By utilizing the bid-in demand in the second pass, we preclude the energy and FRP prices from being directly exposed to the SO forecasts. Ow-

ing to the explicit incorporation of transmission constraints in both passes, we further provide for the nodal deliverability of procured FRPs for all considered scenarios.

1.1 Contributions and Structure of the Paper

Broadly, the contributions of this paper are as follows:

1. We work out a methodology for FRP procurement that sets the FRP requirements and clears the DAM so as to drive the DAM decisions toward the optimal decisions of the SUC problem, which assesses the uncertainty and the inter-hourly and intra-hourly variability of net load. As such, the stipulated FRP requirements are explicitly buttressed by an economic pillar.
2. In awarding FRPs, the proposed approach is equipped to take explicit consideration of the dispatch costs that will arise due to the deployment of the procured FRPs.
3. The proposed methodology adheres to the key principles of the DAM: it clears FRPs and energy schedules at an hourly granularity and leverages the optimal dual variables to set the FRP and energy prices.

The remainder of this paper contains four sections. In Section 2, we provide an overview of FRP practices and designs from the industry and academic literature. In Section 3, we lay out the analytical underpinnings of our methodology and present our problem formulations. We describe the numerical studies conducted to demonstrate the application and effectiveness of the proposed methodology in Section 4 and discuss the results. We summarize the paper and provide directions for future studies in Section 5.

2 FRPs: Background and Related Work

In this section, we provide an overview of the approaches to FRP design and procurement that are proposed in the academic literature and implemented by SOs.

2.1 Literature Review

In recent years, FRPs have received considerable attention in the literature (see [5] and the references therein for a comprehensive review). The studies carried out in [1, 6–8] focus on FRP procurement in RTMs, which is pivotal especially because the RTM may clear based on a single-interval dispatch model, or even when it clears based on a multi-interval dispatch model, the dispatch and prices for only one interval may be binding, with those for the remaining intervals acting as advisory.

In [6], the authors set up a real-time UC formulation that procures up and down-FRPs based on the forecast change in net load and an assumed error range, and they set the FRP prices by using the dual variable of the FRP procurement constraints. They compare their approach with a multi-stage stochastic UC problem and show that their approach may underestimate the cost of relying on an expensive generator for FRP provision, when it disregards the dispatch costs that would arise should an expensive generator receiving an FRP award be called on to generate power. The study in [1] aims to develop an incentive-compatible pricing method in a multi-interval dispatch model for RTMs to meet the variability of net load but does not address net load uncertainty.

In contrast to [1, 6], [7] incorporates a demand curve for FRP into its problem formulation, considers FRP procurement on a both zonal and system-wide basis, and studies the influence of having FRP availability offers on cleared FRP quantities and prices. Reference [8] lays out a methodology to use a portion of the spinning reserve committed in the DAM for FRP procurement in the RTM, which assesses the net load variation between successive intervals jointly with the 95% confidence interval for net load forecast error.

References [9, 10] address FRP procurement in the DAM, for which the studies need to take into account the granularity difference with the RTM and recognize that the cleared demand may deviate from the load forecast of the SO. To this end, the approach proposed in [9] augments the hourly FRP requirements to ensure sufficient ramp capability for each of the four 15-minute intervals within the hour. Nevertheless, [9] does not distinguish between bid-in and forecast load, and it assumes that the net load forecast errors follow a pre-specified distribution and makes use of the 95% confidence interval in acquiring FRPs. Reference [10] takes as its primary focus the environmental ramifications of FRP procurement and leverages the dual variables of the FRP procurement constraints to set the FRP prices, as adopted in [1, 6–9]. However, [10] fails to

distinguish between bid-in and forecast load and, similar to [8, 9], utilizes the 95% confidence interval to acquire FRPs for meeting net load uncertainty.

2.2 Industry Practices

The incorporation of FRPs into wholesale electricity markets was spearheaded by CAISO and MISO in 2010s. Currently, CAISO acquires FRPs only in its RTM, for which it does not accept separate financial bids and relies on a demand curve that considers both the variability and uncertainty of net load [11]. For incorporating FRPs into the DAM, discussions among CAISO and other stakeholders have been underway as part of the DAME program. In the published DAME straw proposals [4], CAISO put forth the integration of reliability capacity up/down products to the DAM for meeting the ramping requirement difference between the cleared and forecast hourly net load. CAISO further proposes the integration of imbalance reserves up/down products to the DAM so as to meet the imbalances due to net load uncertainty and the granularity difference between hourly and 15-minute forecasts.

In contrast, MISO procures FRPs in both the DAM and RTM. In its market clearing model, MISO employs a separate single-segment demand curve for up and down-FRP and co-optimizes FRPs with energy and other ancillary services [3]. By assessing both the variability and uncertainty of net load, MISO determines FRP requirements and leverages the dual variable of the FRP procurement constraints to set the price for FRPs. In addition, Southwest Power Pool recently introduced FRPs to its RTM, which are designed to manage the short-term variability and uncertainty in net load [12].

Note that while the FRPs currently in force are predominantly geared to meet the short-term variability and uncertainty in net load, the discussion in Section 1 made clear that there is a substantial need to explore how similar products can be designed and leveraged so as to engage with the challenges due to said variability and uncertainty in the day-ahead time frame. In the next section, we map out our methodology for FRP procurement in the day-ahead time frame, which aims to address precisely these challenges.

3 Analytical Underpinnings of the Proposed Methodology

In this section, we set forth the analytical underpinnings of the proposed FRP procurement methodology. We discretize the time axis and—commensurate with the typical planning horizon of DAMs—adopt 24 hours as the scheduling horizon. We denote by h the index for the hourly periods of a day and construct the set $\mathcal{H} := \{h: h = 1, \dots, 24\}$. We consider K intra-hourly subperiods of equal duration for each hour h and introduce the index k for intra-hourly subperiods, such that $k = 1, \dots, 24 \cdot K$. We denote by ζ the duration of each intra-hourly subperiod in minutes. For each hour $h \in \mathcal{H}$, we construct the set $\mathcal{K}_h := \{k: k = (h-1) \cdot K + 1, \dots, h \cdot K\}$. We define the set $\mathcal{K} := \cup_{h \in \mathcal{H}} \mathcal{K}_h$. Note that both the set \mathcal{H} and the set \mathcal{K} represent time periods that span over 24 hours, yet their cardinalities are different, as their representations adopt different temporal granularities. While the set \mathcal{H} contains 24 elements representing 24 hourly periods, the set \mathcal{K} contains $24 \cdot K$ elements for $24 \cdot K$ intra-hourly time periods, each with a ζ -minute duration.

Since the problem formulations that will be laid out in the next subsections have different time characteristics, we distinguish the temporal granularity of variables in our notation. We denote by $x[k]$ the variable x in the intra-hourly subperiod k , which adopts ζ minutes as the smallest indecomposable unit of time and assumes that system conditions remain constant over each subperiod k . On the flip side, the term $x(h)$ denotes the variable x in hour h , which has an hourly granularity, thus assuming that system conditions hold constant over each hour $h \in \mathcal{H}$. The primary objective in the design of the proposed methodology is to explicitly assess the expected costs under the uncertainty and variability of net load—all the while observing the chief design principles of DAMs. To achieve this objective, we design our methodology such that it consists of two market passes that are executed back to back.

The first pass is the (SUC) problem, which expressly recognizes the uncertainty in net load and is solved at an intra-hourly temporal granularity. Optimal solutions to the SUC problem are leveraged in setting the FRP requirements in the second pass DAMC problem, which is a deterministic UC problem solved to clear the DAM, evaluate energy and FRP awards, and set the up-FRP and down-FRP prices. We next describe each market pass in turn.

3.1 Stochastic Unit Commitment (SUC) Problem Formulation

In this subsection, we present the mathematical formulation of the SUC problem, which is modeled at a ζ -minute granularity so as to assess both the inter-hourly and intra-hourly variability of net load.

The SUC problem explicitly models the uncertainty in net load. We represent the uncertain net load in the transmission network over the study period by ξ defined on the probability space $(\Omega, \mathcal{F}, \mathcal{P})$, where Ω is a sample space, \mathcal{F} is a set of subsets of Ω that is a σ -algebra, and \mathcal{P} is a probability distribution on \mathcal{F} . Suppose we draw an independent and identically distributed (*i.i.d.*) random sample $\{\xi_1, \dots, \xi_i, \dots, \xi_I\}$ of size I of the random net load ξ . For ease of notation, we define the set $\mathcal{I} := \{i: i = 1, \dots, I\}$ and express by $\xi_i^n[k]$ the net load at node $n \in \mathcal{N}$ in the intra-hourly subperiod $k \in \mathcal{K}$ for the net load realization with index $i \in \mathcal{I}$.

The SUC problem is a two-stage mixed-integer program that reflects the sequence in which the UC and economic dispatch decisions are rolled out. We make use of the sample average approximation to express the first-stage problem as

$$\begin{aligned} & \underset{u_g[k], v_g[k]}{\text{minimize}} && \sum_{k \in \mathcal{K}} \sum_{g \in \mathcal{G}} \left[\alpha_g^u u_g[k] + \alpha_g^v v_g[k] \right] + \frac{1}{I} \sum_{i \in \mathcal{I}} \mathcal{Q}(x, \xi_i), & (1) \\ & \text{subject to} && \end{aligned}$$

$$\begin{aligned} u_g[k] - u_g[k-1] &= v_g[k] - w_g[k] && \forall k \in \mathcal{K} \setminus \{1\}, & (2) \end{aligned}$$

$$u_g[k] - u_g^\circ = v_g[k] - w_g[k] \quad \forall k \in \{1\}, \quad (3)$$

$$\sum_{k'=k-(T_g^\uparrow \cdot K)+1}^k v_g[k'] \leq u_g[k] \quad \forall k \in \{T_g^\uparrow \cdot K, \dots, 24 \cdot K\}, \quad (4)$$

$$\sum_{k'=k-(T_g^\downarrow \cdot K)+1}^k w_g[k'] \leq 1 - u_g[k] \quad \forall k \in \{T_g^\downarrow \cdot K, \dots, 24 \cdot K\}, \quad (5)$$

$$\sum_{k'=1}^{\min\{u_g^\circ \cdot (T_g^\uparrow - T_g^{\uparrow, \circ}) \cdot K, 24 \cdot K\}} w_g[k'] = 0, \quad (6)$$

$$\min\{(1-u_g^\circ) \cdot (T_g^\downarrow - T_g^{\downarrow, \circ}) \cdot K, 24 \cdot K\} \sum_{k'=1} v_g[k'] = 0, \quad (7)$$

$$u_g[k], v_g[k], w_g[k] \in \{0, 1\} \quad \forall k \in \mathcal{K}, \quad (8)$$

$$u_g[k] = u_g[h \cdot K] \quad \forall k \in \mathcal{K}_h \setminus \{K \cdot h\}, \forall h \in \mathcal{H}, \quad (9)$$

where (2)–(9) hold for all DGs $g \in \mathcal{G}$. The objective (1) of the first stage is to minimize the commitment and startup costs plus the expected dispatch and load curtailment costs.

We adopt a three-binary formulation for DGs and enforce by (2, 3) logical constraints that relate the variables $u[k]$, $v[k]$, and $w[k]$. The minimum uptime requirement of the the DGs is imposed by (4, 6), and the minimum downtime requirements of the the DGs is stated in (5, 7). We enforce by (9) the constraint that the commitment variables attain equal values for all intra-hourly subperiods $k \in \mathcal{K}_h$ within each hour $h \in \mathcal{H}$. As such, (9) ensures that optimal SUC decisions can be implemented in the second pass by the DAMC problem, which, as will be spelled out in Section 3.2, has an hourly granularity. We represent all first-stage decision variables by the vector x , which comprises $u_g[k]$, $v_g[k]$, and $w_g[k]$. For a specific vector of first-stage decision variables x and net load realization ξ_i , the value function $\mathcal{Q}(x, \xi_i)$ is computed by solving the following second-stage problem:

$$\underset{\substack{p_g[k], p_g^s[k], \\ p_c^n[k]}}{\text{minimize}} \sum_{k \in \mathcal{K}} \left[\sum_{g \in \mathcal{G}} \sum_{s \in \mathcal{S}_g} \alpha_g^s p_g^s[k] + \sum_{n \in \mathcal{N}} \alpha_c p_c^n[k] \right], \quad (10)$$

subject to

$$p_g[k] \leq (\bar{P}_g - \underline{P}_g) u_g[k], \quad (11)$$

$$p_g[k] \leq p_g^\circ + \frac{\Delta_g^\uparrow}{K} u_g^\circ + (\Delta_g^{\uparrow, \circ} - \underline{P}_g) v_g[k], \quad (12)$$

$$p_g[k] \geq p_g^\circ - \frac{\Delta_g^\downarrow}{K} u_g^\circ - (\Delta_g^{\uparrow, \circ} - \frac{\Delta_g^\uparrow}{K} - \underline{P}_g) w_g[k], \quad (13)$$

$$p_g[k] \leq p_g[k-1] + \frac{\Delta_g^\uparrow}{K} u_g[k-1] + (\Delta_g^{\uparrow, \circ} - \underline{P}_g) v_g[k], \quad (14)$$

$$p_g[k] \geq p_g[k-1] - \frac{\Delta_g^\downarrow}{K} u_g[k-1] - (\Delta_g^{\uparrow, \circ} - \frac{\Delta_g^\uparrow}{K} - \underline{P}_g) w_g[k], \quad (15)$$

$$p_g[k] = \sum_{s \in \mathcal{S}_g} p_g^s[k] \quad (16)$$

$$p_g^s[k] \leq \bar{P}_g^s - \bar{P}_g^{s-1} \quad \forall s \in \mathcal{S}_g, \quad (17)$$

$$p_g[k] \in \mathbb{R}_+, \quad (18)$$

$$p_g^s[k] \in \mathbb{R}_+ \quad \forall s \in \mathcal{S}_g, \quad (19)$$

$$p^n[k] = \sum_{g \in \mathcal{G}^n} p_g[k] + p_c^n[k] - \xi_i^n[k] \quad \forall n \in \mathcal{N}, \quad (20)$$

$$\sum_{n \in \mathcal{N}} p^n[k] = 0, \quad (21)$$

$$\underline{f}_\ell \leq \sum_{n \in \mathcal{N}} \Psi_\ell^n p^n[k] \leq \bar{f}_\ell \quad \forall \ell \in \mathcal{L}, \quad (22)$$

$$p_c^n[k] \in \mathbb{R}_+ \quad \forall n \in \mathcal{N}, \quad (23)$$

where (11) and (16)–(23) hold for all intra-hourly subperiods $k \in \mathcal{K}$, (12)–(13) for $k \in \{1\}$, (14)–(15) for $k \in \mathcal{K} \setminus \{1\}$, and (11)–(19) for all DGs $g \in \mathcal{G}$. The second-stage problem (10)–(23) seeks to determine the power dispatch of the DGs ($p_g[k]$), power from each linear segment ($p_g^s[k]$) and the curtailed load ($p_c^n[k]$) for all $k \in \mathcal{K}$ with the objective (10) to minimize the dispatch costs of DGs and the penalty cost incurred due to load curtailment. For each net load realization ξ_i , we succinctly express by y_i the second-stage decision variables, *viz.*: $p_g[k]$, $p_g^s[k]$, and $p_c^n[k]$. We model the generator dispatch cost to be convex and piecewise linear in $p_g[k]$ in (10) based on the formulation presented in [13].

Equations (11)–(15) enforce DG generation and ramping limits. While (11)–(13) are based on the formulation laid out in [14], they additionally take into account the case that the startup (resp. shutdown) rate limit of a DG may be higher than its ramp-up (resp. ramp-down) rate limit and further explicitly model the initial subperiod of the simulation. We constrain the power output above minimum for each DG g , *viz.*, $p_g[k]$, based on its maximum and minimum power output and commitment status in (11). We enforce that each DG respects its startup and ramp-up rate limits in the initial subperiod of the simulation and in the remaining subperiods of the simulation by (12) and (14), respectively. Similarly, (13) and (15) ensure for each DG g that the power output above minimum is within its shutdown and ramp-down rate limits in the initial subperiod of the simulation and in the remaining subperiods of the simulation, respectively. For each DG g , (16) defines the relationship between power output above minimum and the power from each linear segment $s \in \mathcal{S}_g$, *viz.*, $p_g^s[k]$, and (17) constrains $p_g^s[k]$ by the maximum power available from each linear segment, *viz.*, \bar{P}_g^s , for $s \in \mathcal{S}_g$.

We state in (20) the net real power injection at each node $n \in \mathcal{N}$ with the

convention that $p^n[k] > 0$ if real power is injected into the system and lay down the system-wide power balance constraint in (21). We adopt the DC power flow model to represent the transmission constraints and use injection shift factors (ISFs) for network representation. We denote by Ψ_ℓ^n the ISF of line ℓ with respect to a change in injection at node n . (See [15] for the derivation of ISFs based on the DC power flow model.) In (22), we represent the real power flow on each line ℓ in terms of nodal injections and ISFs and constrain it to be within its real power line flow limits. Finally, we impose a nonnegativity constraint on $p_g[k]$, $p_g^s[k]$, and $p_c^n[k]$ in (18), (19), and (23), respectively.

3.2 Evaluation of FRP Requirements

The SUC problem is an ideal case whose solution yields optimal commitment decisions for DGs and optimal decisions on served (i.e., not curtailed) net load levels for each realization. If it were possible to employ this ideal case, SUC would deliver the minimum expected total cost, under the assumption that it utilizes the true underlying probability distribution of net load. Unfortunately, employing the SUC solution to clear the market would necessitate radical changes to existing DAM practices and so remains unrealistic under current conditions.

As such, we treat the optimal SUC decisions as the gold standard from which we derive the FRP requirements, and we accordingly formulate the DAMC problem in such a way that brings the optimal DAMC decisions, as close as possible, toward the optimal SUC decisions. We set the FRP requirements so that the optimal net load levels that are met in the optimal second-stage solution to SUC can analogously be served by DGs that clear the DAM under the DAMC solution. Note that the optimal SUC solution for a particular realization could wind up curtailing load, thus only partially meeting a ramping requirement. Such a case would materialize if meeting the ramping requirement in its entirety entailed commitment and generation decisions that markedly drive up the expected total cost. By utilizing the optimal SUC solution rather than the original net load realizations, we set the FRP requirements so that the ramping requirements are met as long as doing so yields a lower expected total cost.

Specifically, we analyze the change in served net load levels across all consecutive subperiods in all scenarios and determine the maximum and minimum change in net load between each subperiod and its subsequent subperiod over all scenarios. To ensure that the hourly FRP requirements for each hour $h \in \mathcal{H}$ can meet the change in the served net load levels within each of the K subpe-

riods, we multiply the maximum and minimum change in net load within each hour by K to set the hourly up-FRP and down-FRP requirements, respectively.

The FRP requirements are analytically expressed as

$$\begin{aligned} \underline{\rho}^\uparrow(h) = & K \cdot \left(\max_{k \in \mathcal{K}_h} \max_{i \in \mathcal{I}} \sum_{n \in \mathcal{N}} \left[(\xi_i^n[k+1] \right. \right. \\ & \left. \left. - p_c^n[k+1] \Big|_{y_i=y_i^{*,\text{SUC}}} - (\xi_i^n[k] - p_c^n[k] \Big|_{y_i=y_i^{*,\text{SUC}}}) \right] \right), \end{aligned} \quad (24)$$

$$\begin{aligned} \underline{\rho}^\uparrow(h) = & K \cdot \left(\max_{\substack{k \in \\ \mathcal{K}_h \setminus \{K \cdot h\}}} \max_{i \in \mathcal{I}} \sum_{n \in \mathcal{N}} \left[(\xi_i^n[k+1] \right. \right. \\ & \left. \left. - p_c^n[k+1] \Big|_{y_i=y_i^{*,\text{SUC}}} - (\xi_i^n[k] - p_c^n[k] \Big|_{y_i=y_i^{*,\text{SUC}}}) \right] \right), \end{aligned} \quad (25)$$

$$\begin{aligned} \underline{\rho}^\downarrow(h) = & -K \cdot \left(\min_{k \in \mathcal{K}_h} \min_{i \in \mathcal{I}} \sum_{n \in \mathcal{N}} \left[(\xi_i^n[k+1] \right. \right. \\ & \left. \left. - p_c^n[k+1] \Big|_{y_i=y_i^{*,\text{SUC}}} - (\xi_i^n[k] - p_c^n[k] \Big|_{y_i=y_i^{*,\text{SUC}}}) \right] \right), \end{aligned} \quad (26)$$

$$\begin{aligned} \underline{\rho}^\downarrow(h) = & -K \cdot \left(\min_{\substack{k \in \\ \mathcal{K}_h \setminus \{K \cdot h\}}} \min_{i \in \mathcal{I}} \sum_{n \in \mathcal{N}} \left[(\xi_i^n[k+1] \right. \right. \\ & \left. \left. - p_c^n[k+1] \Big|_{y_i=y_i^{*,\text{SUC}}} - (\xi_i^n[k] - p_c^n[k] \Big|_{y_i=y_i^{*,\text{SUC}}}) \right] \right), \end{aligned} \quad (27)$$

where $x^{*,\text{SUC}}$ denotes the optimal first-stage decisions of the SUC problem, $y_i^{*,\text{SUC}}$ denotes the optimal second-stage decisions of the SUC problem corresponding to the net load realization ξ_i , (24, 26) hold for all hours $h \in \mathcal{H} \setminus \{24\}$ and (25, 27) hold for hour 24.

3.3 Day-ahead market clearing (DAMC) problem formulation

We devote this subsection to the description of the DAMC problem, which is formulated as

$$\begin{aligned} & \underset{\substack{u_g(h), v_g(h), p_g(h), \\ p_g^s(h), p_c^n(h), d^n(h), \\ r_\uparrow^\uparrow(h), r_\uparrow^\downarrow(h)}}{\text{minimize}} \sum_{h \in \mathcal{H}} \left[\sum_{g \in \mathcal{G}} \left[\alpha_g^u u_g(h) + \alpha_g^v v_g(h) + \sum_{s \in \mathcal{S}_g} \alpha_g^s p_g^s(h) \right] \right. \\ & \left. + \sum_{n \in \mathcal{N}} \alpha_c p_c^n(h) + \alpha_r \left(r_\uparrow^\uparrow(h) + r_\uparrow^\downarrow(h) \right) \right], \end{aligned} \quad (28)$$

subject to

$$u_g(h) - u_g(h-1) = v_g(h) - w_g(h), \quad (29)$$

$$u_g(h) - u_g^\circ = v_g(h) - w_g(h), \quad (30)$$

$$\sum_{h'=h-T_g^\uparrow+1}^h v_g(h') \leq u_g(h) \quad \forall h \in \{T_g^\uparrow, \dots, 24\}, \quad (31)$$

$$\sum_{h'=h-T_g^\downarrow+1}^h w_g(h') \leq 1 - u_g(h) \quad \forall h \in \{T_g^\downarrow, \dots, 24\}, \quad (32)$$

$$\sum_{h'=1}^{\min\{u_g^\circ \cdot (T_g^\uparrow - T_g^{\uparrow,\circ}), 24\}} w_g(h') = 0, \quad (33)$$

$$\sum_{h'=1}^{\min\{(1-u_g^\circ) \cdot (T_g^\downarrow - T_g^{\downarrow,\circ}), 24\}} v_g(h') = 0, \quad (34)$$

$$u_g(h), v_g(h), w_g(h) \in \{0, 1\}, \quad (35)$$

$$p_g(h) \leq (\bar{P}_g - \underline{P}_g)u_g(h), \quad (36)$$

$$p_g(h) \leq p_g^\circ + \Delta_g^\uparrow u_g^\circ + (\Delta_g^{\uparrow,\circ} - \underline{P}_g)v_g(h), \quad (37)$$

$$p_g(h) \geq p_g^\circ - \Delta_g^\downarrow u_g^\circ - (\Delta_g^{\uparrow,\circ} - \Delta_g^\uparrow - \underline{P}_g)w_g(h), \quad (38)$$

$$p_g(h) \leq p_g(h-1) + \Delta_g^\uparrow u_g(h-1) + (\Delta_g^{\uparrow,\circ} - \underline{P}_g)v_g(h), \quad (39)$$

$$p_g(h) \geq p_g(h-1) - \Delta_g^\downarrow u_g(h-1) - (\Delta_g^{\uparrow,\circ} - \Delta_g^\uparrow - \underline{P}_g)w_g(h), \quad (40)$$

$$p_g(h) = \sum_{s \in \mathcal{S}_g} p_g^s(h), \quad (41)$$

$$p_g^s(h) \leq \bar{P}_g^s - \bar{P}_g^{s-1} \quad \forall s \in \mathcal{S}_g, \quad (42)$$

$$p_g(h) \in \mathbb{R}_+, \quad (43)$$

$$p_g^s(h) \in \mathbb{R}_+ \quad \forall s \in \mathcal{S}_g, \quad (44)$$

$$p^n(h) = \sum_{g \in \mathcal{G}^n} p_g(h) + p_c^n(h) - d^n(h) \quad \forall n \in \mathcal{N}, \quad (45)$$

$$\sum_{n \in \mathcal{N}} p^n(h) = 0, \quad (46)$$

$$d^n(h) = \hat{d}^n(h) \iff \lambda^n(h) \quad \forall n \in \mathcal{N}, \quad (47)$$

$$\underline{f}_\ell \leq \sum_{n \in \mathcal{N}} \Psi_\ell^n p^n(h) \leq \bar{f}_\ell \quad \forall \ell \in \mathcal{L}, \quad (48)$$

$$p_c^n(h) \in \mathbb{R}_+ \quad \forall n \in \mathcal{N}, \quad (49)$$

$$\begin{aligned} -\Delta_g^\downarrow u_g(h) + (\Delta_g^\downarrow - \Delta_g^{\downarrow,\circ})w_g(h+1) + \underline{P}_g v_g[h+1] &\leq r_g^\uparrow(h) \\ &\leq \Delta_g^\uparrow u_g(h+1) + (\Delta_g^{\uparrow,\circ} - \Delta_g^\uparrow)v_g(h+1), \end{aligned} \quad (50)$$

$$-\Delta_g^\uparrow u_g(h+1) + (\Delta_g^\uparrow - \Delta_g^{\uparrow,\circ})v_g(h+1) \leq r_g^\downarrow(h)$$

$$\leq \Delta_g^\downarrow u_g(h) + (\Delta_g^{\downarrow,\circ} - \Delta_g^\downarrow) w_g(h+1) - \underline{P}_g v_g(h+1), \quad (51)$$

$$\begin{aligned} -\underline{P}_g + \underline{P}_g u_g(h+1) &\leq r_g^\uparrow(h) + p_g(h) \\ &\leq \bar{P}_g - \underline{P}_g u_g(h) + (\Delta_g^{\uparrow,\circ} - \bar{P}_g) v_g(h+1), \end{aligned} \quad (52)$$

$$\begin{aligned} -\underline{P}_g + \underline{P}_g u_g(h+1) &\leq -r_g^\downarrow(h) + p_g(h) \\ &\leq \bar{P}_g - \underline{P}_g u_g(h) + (\Delta_g^{\uparrow,\circ} - \bar{P}_g) v_g(h+1), \end{aligned} \quad (53)$$

$$\sum_{g \in \mathcal{G}} r_g^\uparrow(h) + r_\gamma^\uparrow(h) \geq \underline{\rho}^\uparrow(h) \iff \varphi^\uparrow(h), \quad (54)$$

$$\sum_{g \in \mathcal{G}} r_g^\downarrow(h) + r_\gamma^\downarrow(h) \geq \underline{\rho}^\downarrow(h) \iff \varphi^\downarrow(h), \quad (55)$$

$$u_g(h) \geq u_g[h \cdot K] \Big|_{x=x^*, \text{suc}}, \quad (56)$$

where (35)–(36) and (41)–(56) hold for all hours $h \in \mathcal{H}$, (30) and (37)–(38) hold for $h \in \{1\}$, and (29) and (39)–(40) hold for $h \in \mathcal{H} \setminus \{1\}$. The objective of the DAMC problem is to minimize the commitment, startup, and dispatch costs of DGs plus the penalty costs due to involuntary load curtailment and FRP shortfall. We assume each load has an infinite willingness to pay, and the net demand at each node \hat{d}^n , $\forall n \in \mathcal{N}$, is perfectly inelastic. The variables and constraints introduced in the DAMC formulation mirror those of SUC at an hourly granularity. We state in (31)–(34) the minimum uptime and downtime constraints of DGs, in (41)–(42) constraints on the power from each linear segment and the power above minimum, and in (45)–(48) constraints on net nodal injections and power flows in the network.

We bound from above and below the FRP provided by each DG $g \in \mathcal{G}$ based on its commitment, startup, and shutdown variables in (50) and (51), and we jointly constrain the FRP provided by each DG in each hour $h \in \mathcal{H}$ and its change in power output between each two consecutive hours in (52)–(53). The equations (50)–(53) are based on the three-binary formulation of the FRP constraints set forth in [6].

In our methodology, the up-FRP and down-FRP requirements are evaluated based on (24)–(27) as expounded in Section 3.2 and are imposed as soft constraints in the DAMC formulation in (54) and (55), respectively. The terms $r_\gamma^\uparrow(h)$ and $r_\gamma^\downarrow(h)$ denote the system-wide up-FRP and down-FRP shortfall in hour $h \in \mathcal{H}$, respectively.

To ensure compatibility with the DAM design principles, we formulate the DAMC problem at an hourly granularity and employ the hourly net demand $\hat{d}^n(h)$ in clearing the DAM, which is a bid-in quantity that often differs from

the intra-hourly net load realizations. In the event that the bid-in net demand is markedly lower than the net load realizations, imposing FRP requirements through (52)–(53) alone will not suffice to serve the net load levels in the RTM that were met in the optimal SUC solution. To overcome this shortcoming and drive the optimal DAM decisions toward the optimal SUC solution, we include the constraint (56) in the DAMC formulation. By committing the DGs in DAMC that were committed in the optimal SUC solution, (52)–(53) and (56) jointly ensure that the DGs receiving DAM awards can serve the net load levels that were met in the optimal SUC solution for each considered net load realization $\xi_i^n[k]$, $i \in \mathcal{I}$. As such, albeit the use of the bid-in net demand in the second pass, our methodology can bring forth DAM awards that help bring operating costs closer to the minimum expected total cost of the SUC solution.

In line with the current ISO/RTO market models, the objective function (28) does not include a term for the dispatch costs that may arise due to the deployment of procured FRPs. As such, if we were to enforce FRP requirements through (52)–(53) without stipulating (56), we could potentially observe undesirable DAM schedules. Specifically, in bringing online additional DGs to meet the FRP requirements, the optimal DAM solution could prioritize DGs with lower startup and commitment costs without taking into account their dispatch costs. Such a DAM solution would clearly run counter to our objective of driving the DAM decisions toward the optimal SUC solution; furthermore, it could bring substantial dispatch costs that would have to be borne if the acquired FRPs were called upon. The constraint (56) aids our methodology in surmounting these challenges, as it enforces that the DAMC solution prioritize for DAM awards those DGs that were committed under the optimal solution to the SUC problem, which intrinsically assesses the dispatch costs of DGs in conjunction with the commitment and startup costs. Owing to (56), DAMC can capitalize on this cost assessment in obviating unexpectedly high dispatch costs, all the while tapering off the total operating cost of DAMC closer to that of SUC.

Our methodology further takes into account the nodal deliverability of the procured FRPs. Since the SUC problem explicitly includes power flow constraints for all scenarios and intra-hourly subperiods, our methodology ensures that the DGs that were committed in the SUC solution and receive FRP awards under the DAMC solution can deliver their FRPs to serve the net load levels that were met in the SUC solution.

We model the nodal net demand $d^n(h)$ to be a continuous variable and, in

(47), set it equal to the parameter $\hat{d}^n(h)$, which denotes the bid-in net demand at node n in hour h . The shadow price² for the constraint (47) for node n and hour h , expressed by $\lambda^n(h)$, denotes the sensitivity of the cost function with respect to the value of net demand at node n and hour h and as such directly corresponds to the LMP at node n for hour h [17]. We further utilize the shadow price for the constraints (54) and (55) to set the price for up-FRP and down-FRP in hour h , respectively. The up-FRP (resp. down-FRP) price represents the opportunity cost of dispatching downward a cheap DG and in turn dispatching upward an expensive DG so as to meet up-FRP (resp. down-FRP) requirements, and is equal to the difference between the dispatch cost of the cheap DG and energy price.³ We do not include spinning reserves, virtual bidding, or contingencies in our formulation, as their inclusion would complicate the DAMC formulation without shedding light on the fundamental issues concerning FRPs.

3.4 Computational Issues

The capability of the proposed methodology to assist SOs in real-life applications is contingent upon its computation time. While the development of specific methods that target the efficient application of our methodology for real-life systems is beyond the scope of this article, we point out studies from the literature that could prove useful to this end.

Utilizing a greater number of scenarios in our methodology could help more effectively capture the uncertainty of net load and thus lead to more judicious FRP requirements. Nevertheless, under increasing number of scenarios, solving the SUC problem could be computationally prohibitive and thus hamper the feasibility of our methodology. To address this problem, [19] proposes scenario reduction techniques to represent uncertainty with fewer scenarios. Since the performance of a stochastic programming model greatly depends on how well the utilized scenarios represent the underlying uncertainty, [20] puts forward a scenario mapping technology that aims to reduce model complexity—all the while preserving the uncertainty of wind generation to the greatest extent. Studies

²The DAMC problem is formulated as a mixed-integer linear problem, for which dual variables are not well defined. To evaluate the shadow prices, we follow a common practice [16] also used by most North American ISOs/RTOs, whereby we first solve the DAMC problem, fix the binary variables to their optimal values, relax the binary variables to being continuous, solve the resulting continuous convex problem, and finally evaluate the shadow prices as a by-product of the continuous problem solution.

³See [18, Sec. 6] and Footnote 6 in [6] for a detailed discussion on the implications of FRP prices.

in [21, 22] utilize the k-means clustering algorithm to partition similar scenarios into clusters, among which [22] employs distance measures tailored to quantify the similarity between time series. Such techniques could be leveraged to determine those few net load scenarios whose utilization in solving the SUC problem ultimately yields FRP procurement levels that can meet both the variability and uncertainty in net load. In addition, a great deal of studies in the literature works out decomposition techniques for efficiently applying stochastic programming models to take UC decisions in real-life systems, such as decomposing the problem on the basis of units [23], scenarios [24], and time periods [25]. Drawing upon these techniques in applying our methodology will allow for a faster solution of SUC, which will greatly aid in the application of our approach for real-life systems.

4 Numerical Experiments

In this section, we carry out numerical studies using various benchmarks and evaluation metrics to demonstrate the application and effectiveness of the proposed methodology.

4.1 Benchmark Methods

To illustrate the relative merits of the proposed methodology, we include as benchmark methods three different approaches to FRP procurement. The benchmark method termed DAMC – nf (nf as in not fixed) procures FRPs in the DAM based on the levels evaluated by (24)–(27), yet it does not fix the commitment status of the DGs based on the optimal SUC decisions and as such does not include (56) in its formulation. The formulation for the DAMC – nf problem is expressed as

$$\begin{aligned} & \text{minimize} && (28) \\ & \text{subject to} && (29)–(55) \\ & && (24)–(27). \end{aligned}$$

Another benchmark method we utilize is the DAMC – 95 method, which sets the hourly up-FRP and down-FRP requirement based on the upper and lower bound of the 95% confidence interval of net load in each hour and procures FRPs without considering the commitment decisions taken under the SUC problem.

The mathematical formulation of the DAMC – 95 method is

$$\begin{aligned} & \text{minimize} && (28) \\ & \text{subject to} && (29)–(55). \end{aligned}$$

To insulate the effects of acquired FRP capacity on the results, we further utilize a benchmark method termed DAMC – w/o that does not procure FRPs, expressed as

$$\begin{aligned} & \underset{\substack{u_g(h), v_g(h), \\ p_g(h), p_g^s(h), \\ p_c^n(h)}}{\text{minimize}} && \sum_{h \in \mathcal{H}} \left[\sum_{g \in \mathcal{G}} \left[\alpha_g^u u_g(h) + \alpha_g^v v_g(h) + \sum_{s \in \mathcal{S}_g} \alpha_g^s p_g^s(h) \right] \right. \\ & && \left. + \sum_{n \in \mathcal{N}} \alpha_c p_c^n(h) \right] && (57) \\ & \text{subject to} && (29)–(49). \end{aligned}$$

4.2 Evaluation Metrics

In this subsection, we introduce evaluation metrics that we draw upon to compare the performance of the proposed DAMC methodology with that of the benchmark methods set forth in Section 4.1. In our numerical studies, we employ a two-settlement system that is standard in U.S. organized markets. The solution of the DAMC problem as well as that of each benchmark method constitutes a forward DAM with financially binding awards, and the deviations from the day-ahead schedules of each method are exposed to the prices of its associated RTM. While RTMs in different jurisdictions may involve various processes, we solely consider the fifteen-minute market (FMM). We assume that the commitment decisions of the DAM cannot be altered in the FMM.

For simplicity, we model the FMM with a two-hour scheduling horizon and eight subperiods, and we run the FMM at the top of each hour, thus running a sequence of 24 FMMs for a given day. We further suppose that, in each FMM run, the decisions for only the first four subperiods are binding. We do not procure FRPs in the FMM so as to isolate the impact of FRP procurement in the day-ahead time frame. Each simulation includes the same set of DGs for the DAM and its FMM in order to highlight the performance of the methods themselves and preclude the results from being affected by the characteristics of fast-ramping resources that turn on in the FMM after the DAM results are

published. Commensurate with the choice of FMM, we consider four intra-hourly subperiods in the SUC formulation, that is, $K = 4$.

In our experiments, we model the net load at each node for each intra-hourly subperiod to be normally distributed with mean $\bar{\xi}_n[k]$ and standard deviation equal to one percent of its mean, i.e., $\xi_n[k] \sim \mathcal{N}(\bar{\xi}_n[k], \bar{\xi}_n[k] \cdot 1\%)$. We further model the hourly net demand at each node for the DAMC method, as well as the benchmark methods, to be equal to the statistical average of the mean value of net load in its K constituent intra-hourly subperiods, i.e., $\hat{d}^n(h) = \frac{1}{K} \sum_{k \in \mathcal{X}_h} \bar{\xi}_n[k]$, $\forall h \in \mathcal{H}$. It is worth noting that the methodology presented in Section 3 is generic, in that it can be tailored to any choice of representation of the uncertain intra-hourly net load $\xi[k]$ as well as the hourly net demand $\hat{d}^n(h)$. To evaluate the out-of-sample performances, we draw a new *i.i.d.* random sample of R' realizations of the random net load ξ , generated independently of the sample used to solve the SUC problem. For each method and each of the R' realizations, we clear the 24 FMMs and record the results for the binding intervals.

A metric that is commonly used to assess the performance of market-based solutions is social welfare, i.e., producer surplus plus consumer surplus. Nevertheless, social welfare is not well defined in our case as the demand is modeled to be inelastic and so the consumer surplus of all methods goes to infinity. As such, in line with previous work [26] that modeled the demand to have zero price elasticity, we take the social welfare as the negative of the total payments, and compute the total payments in all binding subperiods of the 24 FMM runs over all R' realizations. Note that the total payments include uplifts in the form of make-whole payments, whereby each DG that incurs costs higher than the payments it receives for its energy and FRP awards receives an uplift payment so that it breaks even. In addition, we employ as an evaluation metric the total curtailed load in all binding subperiods of the 24 FMM runs over all R' realizations.

4.3 Results

We tested our methodology on several systems that varied in size from 1 to 118 buses. To demonstrate the effectiveness of our methodology in a clear manner, we present in this article the results on a modified IEEE 14-bus test system [27] with 5 DGs, 20 transmission lines, and 11 loads⁴ which has sufficient scope to

⁴The simulation data is provided in <https://github.com/oyurdakul/damc>.

illustrate the capabilities of our methodology. The results are representative and are not limited to systems of this size. We solve the SUC problem for $R = 100$ and conduct the RTM out-of-sample assessments for $R' = 50$. We build all models in Julia and modify the `UC.jl` package [28] for our tests by extending it to the two-stage stochastic setting and incorporating FRPs to its base formulation. We use Gurobi 9.5 for solving all optimization problems and conduct the simulations on a 2.6 GHz Intel Core i7 CPU with 16 GB of RAM.

Table 1: Case study results

| | total payment | total load curtailment (MW) |
|------------|-----------------|--------------------------------|
| DAMC | \$19,942,069.96 | 2.21 |
| DAMC – nf | \$20,383,836.90 | 9.17 |
| DAMC – 95 | \$24,483,164.43 | 376.58 |
| DAMC – w/o | \$27,962,586.92 | 766.71 |

We provide in Table 1 the results under the proposed DAMC formulation as well as the benchmark methods for different evaluation metrics. Table 1 makes clear the monetary benefits that can be reaped by applying our methodology. The proposed methodology delivers the lowest total payment and notches a 2.17% reduction in total payment compared to the runner-up DAMC – nf method. These results bear out the central role of taking into account the dispatch costs that would be incurred if the procured FRPs were to be deployed. The lower total payment achieved by the DAMC – nf method vis-à-vis the other benchmark methods drives home the merits of evaluating the FRP requirements as per the results of the SUC problem in lieu of pre-specified limits, such as the 95% confidence interval. Among all methods, the DAMC – w/o method yields the highest total payment, which brings out the importance of FRP procurement in the DAM. The higher performance of our methodology based on this monetary metric is echoed in fending off involuntary load curtailment, as the total curtailed load attains its lowest value under the proposed methodology, followed by the DAMC – nf method, yet it climbs sharply under the DAMC – w/o method.

We next investigate the LMPs over the simulation horizon for the FMM of each method. In Fig. 1, we illustrate the average LMP of all system buses for the

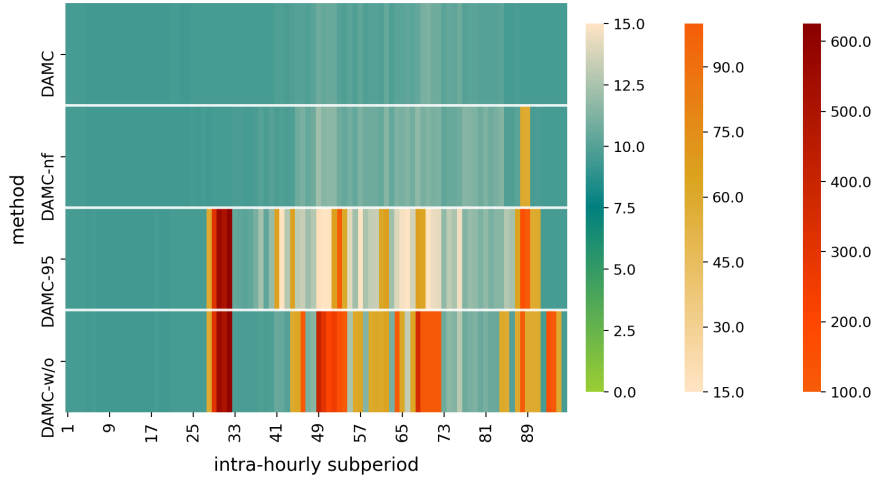


Figure 1: The average LMP of all system buses in the FMM

FMM of each method in each 15-minute subperiod. We observe in Fig. 1 that the LMPs under the proposed methodology are, by and large, lower than those under the benchmark methods. Most notably, the LMPs under the benchmark methods surge in the subperiods of hours 8, 13, and 23, whereas those under the proposed methodology remain at a relatively low ebb.

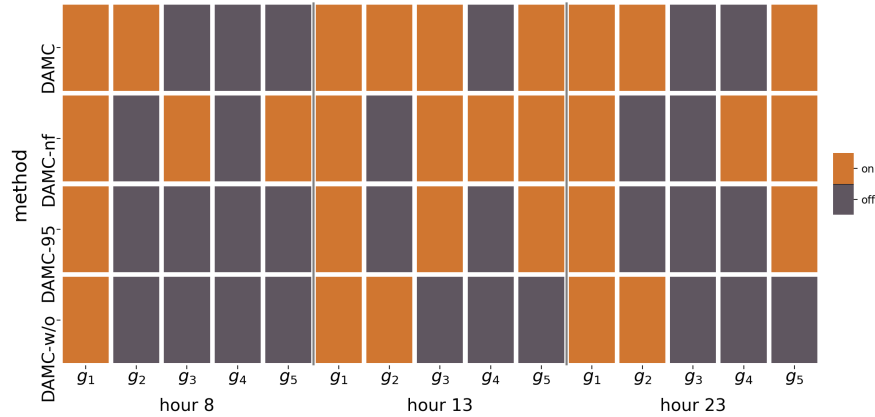


Figure 2: The commitment decisions in hours 8, 13, and 23

To gain insights into the factors that inflate the LMPs under these methods, we depict in Fig. 2 the commitment status of the five DGs under all methods in hours 8, 13, and 23. Fig. 2 shows that, in hour 8, g_1 is commit-

ted under all methods. Additionally, DAMC commits g_2 , whereas DAMC – nf commits g_3 and g_5 , and DAMC – 95 and DAMC – w/o commit no additional DGs. In a similar vein, in hour 13, g_1 , g_3 , and g_5 are committed by all methods except DAMC – w/o. Additionally, DAMC commits g_2 , while DAMC – nf commits g_4 , and DAMC – 95 does not commit further DGs. In all these three hours, DAMC – w/o commits the fewest DGs.

We ascribe the prioritized commitment of g_2 in lieu of g_3 , g_4 , and g_5 under DAMC to DAMC’s capability in effectively exploiting the optimal SUC decisions. Compared with the other generators, g_2 has higher startup and commitment costs yet a lower dispatch cost. On account of leveraging the optimal solution to the SUC problem, which comprehensively evaluates the commitment, startup, and dispatch costs, DAMC prudently elects to meet FRP requirements through g_2 . The DAMC – nf and DAMC – 95 methods, however, solely consider the startup and commitment costs in committing DGs to meet FRP requirements. As such, in hours 8, 13, and 23, DAMC – nf commits g_5 , which has a relatively low startup and commitment cost but a high dispatch cost. Ultimately, the preferential commitment of g_2 under DAMC brings forth a lower marginal cost of energy and in turn lower LMPs. In light of both the high ramping capability and low dispatch cost of g_2 compared with the other DGs, these results attest to the capacity of DAMC to spur investments in DGs that can meet steep ramping requirements at a low cost of dispatch. Furthermore, we point out that the commitment decisions under DAMC – 95 and DAMC – w/o lead to numerous subperiods of involuntary load curtailment and hence to markedly high LMPs in the FMM.

Another assessment of particular interest is whether increasing the size of the *i.i.d.* random sample used in solving the SUC problem can help the SUC problem better grasp the underlying uncertainty and variability of net load, thereby further reducing the total payment under the proposed methodology. To this end, we repeat our experiments for the following values of $R = 5, 10, 20, 50, 100, 150,$ and 200 . We observe in Fig. 3 that the total payment under the proposed methodology generally decreases as R increases. This shows that enlarging the sample size augments the ability of SUC to evaluate the FRP requirements and commitment decisions, which is in turn leveraged by the DAMC methodology.

Similar to DAMC, the total payment under DAMC – nf generally decreases with increasing sample size, yet it exhibits larger fluctuations compared with DAMC. We attribute these larger fluctuations to the fact that the deployment

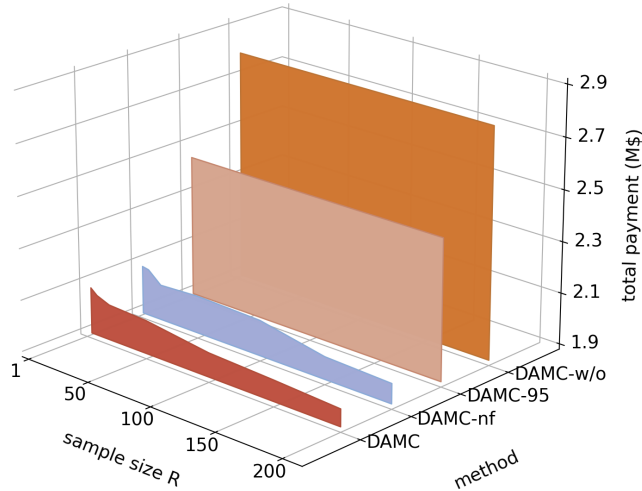


Figure 3: Total payment under different methods as a function of sample size

of FRPs procured under DAMC – nf may prompt hefty dispatch costs. By contrast, the total payments under DAMC – 95 and DAMC – w/o remain constant as R increases, since these methods do not take into account the optimal SUC decisions.

5 Conclusion

This paper maps out a methodology for the acquisition of flexible ramping product (FRP) in the day-ahead market (DAM). The proposed methodology comprises two market passes that are consecutively executed, which allows for not only a comprehensive evaluation of the expected total operating cost, but also a close adherence to today’s DAM designs.

A principal strength of our methodology is the derivation of the FRP requirements based on the optimal solution to a stochastic unit commitment (SUC) problem that considers the uncertainty and the inter-hourly and intra-hourly variability of net load. As such, our methodology warrants an economic basis for the stipulated FRP levels, which indeed are imposed in a way that pushes the DAM awards toward the optimal decision of the SUC problem, thereby driving the costs closer to the minimum expected total cost obtained under SUC. By assessing the expected dispatch costs in determining FRP awards, our approach can forestall extortionate costs that could result from the deployment of pro-

cured FRPs. We demonstrate the application and effectiveness of the proposed methodology using representative studies. The results lay out the quantifiable improvement that the proposed methodology brings over selected benchmark methods under various evaluation metrics.

A natural extension of this work is to set the requirements of and price FRPs on a nodal basis. Another avenue for future research is the utilization of a distributionally robust optimization model in the first market pass to help avoid a poor out-of-sample performance that a stochastic optimization model may exhibit, if the assumed probability distribution for net load is markedly different than its true distribution. We further set out to develop scenario reduction and decomposition techniques that ensure solving SUC in an efficient manner, thus providing for the application of our methodology in real-life systems.

References

- [1] E. Ela and M. O'Malley, "Scheduling and pricing for expected ramp capability in real-time power markets," *IEEE Transactions on Power Systems*, vol. 31, no. 3, pp. 1681–1691, 2015.
- [2] California ISO, "Flexible ramping product refinements: Final proposal," 2020. [Online]. Available: <http://www.caiso.com/InitiativeDocuments/FinalProposal-FlexibleRampingProductRefinements.pdf>
- [3] N. Navid and G. Rosenwald, "Ramp capability product design for miso markets," *Market Development and Analysis*, 2013. [Online]. Available: <https://cdn.misoenergy.org/Ramp%20Capability%20for%20Load%20Following%20in%20MISO%20Markets%20White%20Paper271169.pdf>
- [4] California ISO, "Day-ahead market enhancements: Revised straw proposal," 2020. [Online]. Available: <http://www.caiso.com/InitiativeDocuments/RevisedStrawProposal-Day-AheadMarketEnhancements.pdf>
- [5] Q. Wang and B.-M. Hodge, "Enhancing power system operational flexibility with flexible ramping products: A review," *IEEE Transactions on Industrial Informatics*, vol. 13, no. 4, pp. 1652–1664, 2016.

- [6] B. Wang and B. F. Hobbs, “Real-time markets for flexiramp: A stochastic unit commitment-based analysis,” *IEEE Transactions on Power Systems*, vol. 31, no. 2, pp. 846–860, 2015.
- [7] N. Navid and G. Rosenwald, “Market solutions for managing ramp flexibility with high penetration of renewable resource,” *IEEE Transactions on Sustainable Energy*, vol. 3, no. 4, pp. 784–790, 2012.
- [8] M. Khoshjahan, P. Dehghanian, M. Moeini-Aghaie, and M. Fotuhi-Firuzabad, “Harnessing ramp capability of spinning reserve services for enhanced power grid flexibility,” *IEEE Transactions on Industry Applications*, vol. 55, no. 6, pp. 7103–7112, 2019.
- [9] M. Ghaljehei and M. Khorsand, “Day-ahead operational planning with enhanced flexible ramping product: Design and analysis,” *arXiv preprint arXiv:2012.04799*, 2020.
- [10] A. Cornelius, R. Bandyopadhyay, and D. Patiño-Echeverri, “Assessing environmental, economic, and reliability impacts of flexible ramp products in miso’s electricity market,” *Renewable and Sustainable Energy Reviews*, vol. 81, pp. 2291–2298, 2018.
- [11] California ISO, “Flexible ramping product: Revised draft final proposal,” 2015. [Online]. Available: <https://www.caiso.com/Documents/RevisedDraftFinalProposal-FlexibleRampingProduct-2015.pdf>
- [12] Southwest Power Pool ISO, “Rr361 ramp products, rr288 dver dispatch clean-up,” 2022. [Online]. Available: <https://spp.org/documents/66295/mp%20testing%20kickoff%20presentation%20ramp%20product%20and%20dver%20dispatch%2020220105.pdf>
- [13] B. Knueven, J. Ostrowski, and J.-P. Watson, “Exploiting identical generators in unit commitment,” *IEEE Transactions on Power Systems*, vol. 33, no. 4, pp. 4496–4507, 2017.
- [14] G. Morales-España, J. M. Latorre, and A. Ramos, “Tight and compact milp formulation for the thermal unit commitment problem,” *IEEE Transactions on Power Systems*, vol. 28, no. 4, pp. 4897–4908, 2013.
- [15] K. E. Van Horn, A. D. Dominguez-Garcia, and P. W. Sauer, “Measurement-based real-time security-constrained economic dispatch,” *IEEE Transactions on Power Systems*, vol. 31, no. 5, pp. 3548–3560, 2015.

- [16] R. P. O’Neill, P. M. Sotkiewicz, B. F. Hobbs, M. H. Rothkopf, and W. R. Stewart Jr, “Efficient market-clearing prices in markets with nonconvexities,” *European journal of operational research*, vol. 164, no. 1, pp. 269–285, 2005.
- [17] M. Khorsand, K. W. Hedman, L. Tong, and A. Papavasiliou, “Newly implemented and proposed market products and reformulations: Pricing implications, analysis, and enhancements: Final project report,” Power Systems Engineering Research Center, Tech. Rep., 2020. [Online]. Available: https://documents.pserc.wisc.edu/documents/publications/reports/2020_reports/M_39_Final_Report.pdf
- [18] “Flexible ramping product draft final technical appendix,” California ISO, Tech. Rep., 2016. [Online]. Available: <http://www.caiso.com/documents/addendum-draftfinaltechnicalappendix-flexiblerampingproduct.pdf>
- [19] H. Heitsch and W. Römisich, “Scenario reduction algorithms in stochastic programming,” *Computational optimization and applications*, vol. 24, no. 2, pp. 187–206, 2003.
- [20] E. Du, N. Zhang, C. Kang, and Q. Xia, “Scenario map based stochastic unit commitment,” *IEEE Transactions on Power Systems*, vol. 33, no. 5, pp. 4694–4705, 2018.
- [21] I. Blanco and J. M. Morales, “An efficient robust solution to the two-stage stochastic unit commitment problem,” *IEEE Transactions on Power Systems*, vol. 32, no. 6, pp. 4477–4488, 2017.
- [22] O. Yurdakul, F. Sivrikaya, and S. Albayrak, “Kullback-leibler divergence-based distributionally robust unit commitment under net load uncertainty,” in *2021 IEEE Madrid PowerTech*. IEEE, 2021, pp. 1–6.
- [23] P. Carpentier, G. Gohen, J.-C. Culioli, and A. Renaud, “Stochastic optimization of unit commitment: a new decomposition framework,” *IEEE Transactions on Power Systems*, vol. 11, no. 2, pp. 1067–1073, 1996.
- [24] T. Schulze, A. Grothey, and K. McKinnon, “A stabilised scenario decomposition algorithm applied to stochastic unit commitment problems,” *European Journal of Operational Research*, vol. 261, no. 1, pp. 247–259, 2017.

- [25] C. J. López-Salgado, O. Añó, and D. M. Ojeda-Esteybar, “Stochastic unit commitment and optimal allocation of reserves: A hybrid decomposition approach,” *IEEE Transactions on Power Systems*, vol. 33, no. 5, pp. 5542–5552, 2018.
- [26] R. D. Christie, B. F. Wollenberg, and I. Wangensteen, “Transmission management in the deregulated environment,” *Proceedings of the IEEE*, vol. 88, no. 2, pp. 170–195, 2000.
- [27] University of Washington, Dept. of Electrical Engineering. Power systems test case archive. [Online]. Available: <http://www.ee.washington.edu/research/pstca/>
- [28] A. S. Xavier, A. M. Kazachkov, and F. Qui. Unitcommitment.jl: A julia/jump optimization package for security-constrained unit commitment. Zenodo (2020). [Online]. Available: [DOI:10.5281/zenodo.4269874](https://doi.org/10.5281/zenodo.4269874)