

Adversarial Robustness of Visual Dialog

Lu Yu, Verena Rieser

Abstract—Adversarial robustness evaluates the worst-case performance scenario of a machine learning model to ensure its safety and reliability. This study is the first to investigate the robustness of visually grounded dialog models towards textual attacks. These attacks represent a worst-case scenario where the input question contains a synonym which causes the previously correct model to return a wrong answer. Using this scenario, we first aim to understand how multimodal input components contribute to model robustness. Our results show that models which encode dialog history are more robust, and when launching an attack on history, model prediction becomes more uncertain. This is in contrast to prior work which finds that dialog history is negligible for model performance on this task. We also evaluate how to generate adversarial test examples which successfully fool the model but remain undetected by the user/software designer. We find that the textual, as well as the visual context are important to generate plausible worst-case scenarios.

Index Terms—Adversarial attacks, visual dialog, model robust.

I. INTRODUCTION

NEURAL networks have been shown to be vulnerable to adversarial attacks, e.g. [1], [2], [3]. These attacks represent a worst-case scenario where applying a small perturbation on the original input causes the model to predict an incorrect output with high confidence. While some adversarial attacks are targeted and malicious, some also occur naturally, e.g. when the user input contains an adversarial word, as in this paper, or a natural visual phenomena, such as fog [4]. Testing for adversarial robustness is thus crucial to ensure safety and reliability of a system.

In this paper, we evaluate the adversarial robustness of state-of-the-art Visual Dialog (VisDial) models with the aim to understand how different input components contribute to robustness. It has previously been established that multiple input modalities increase robustness of pre-neural conversational interfaces, e.g. [5], [6]. Here, we want to know which modalities can mitigate attacks on neural visual dialog systems, and to what extent. We also aim to understand how to best generate adversarial examples which successfully attack the model while at the same time remain unnoticed by the user/ software developer. This is important, since plausible attacks are attacks which can also occur naturally during user interaction.

To the best of our knowledge, we are the first to explore adversarial attacks on VisDial, which was introduced as a shared task by [7]. A visual dialog system consists of three components: an image (with a caption), a question and the dialog history, i.e. previous user and system turns. The latter

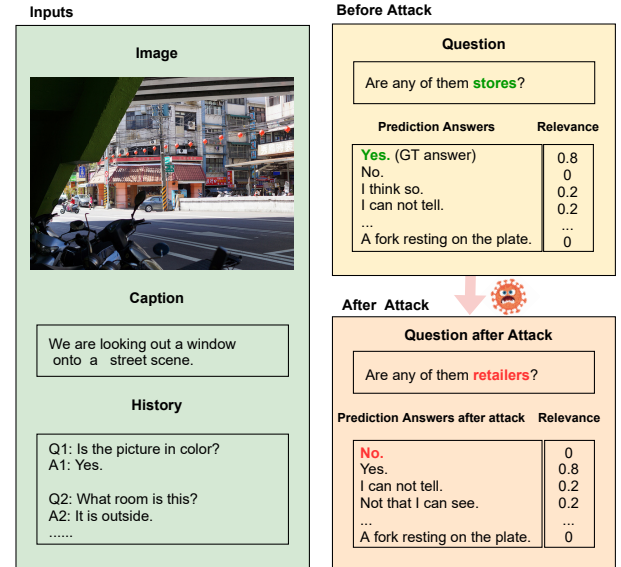


Fig. 1. A VisDial agent aims to answer a question related to an image by ranking a list of candidate answers, given the dialog history. The attacker attacks the text (question or history) via replacing a word with the synonym so that the ranking of the predicted answers changes. ‘Relevance’ refers to a human-annotated similarity score between answer candidates and the ground truth for computing NDCG.

distinguishes VisDial from other tasks such as Visual Question Answering (VQA) [8]. In order to answer the question accurately, the AI agent has to ground the question in the image and infer the context from history, see Fig. 1. VisDial has attracted considerable interest over the past years, e.g. [9], [10], [11], [12], [13], [14], [15], [16], [17]. Most existing research has focused on improving the modelling performance on this task, whereas our aim is to evaluate model robustness via adversarial attacks.

In addition, we use these attacks to improve our understanding of how the model works (i.e. interpretability). Previous work, such as [18] uses random perturbations to investigate whether text-based neural dialog systems make use of dialog history. In a similar vein, we use adversarial attacks on important words (rather than random perturbations) on multi-modal systems to estimate the impact of various input modalities on model robustness, including history.

Our main contributions are:

- *We show that dialog history contributes to model robustness:* We attack ten VisDial models which represent a snapshot of current methods, including different encoding and attention mechanisms, as well as recent graphical networks and knowledge transfer using pretraining. We measure the performance change before and after attack and show that encoding history helps to increase the

Lu Yu is with School of Computer Science and Engineering, Tianjin University of Technology, China, 300384.; Verena Rieser is with School of Mathematical and Computer Sciences, Heriot Watt University, Edinburgh, UK, EH14 4AS, e-mail:{luyu@email.tjut.edu.cn; v.t.rieser@hw.ac.uk.}

robustness against adversarial questions. We also show that models become more uncertain when the history is attacked.

- *We evaluate adversarial text-generation within VisDial:* We leverage recent *Synonym Substitution* methods for adversarial black-box attack [19], [20] and show that BERT-based models are able to generate more contextually coherent perturbations. We also conduct an ablation study to study the trade-off between the effectiveness of the attack versus the overall text quality.
- *We conduct a detailed human evaluation:* We investigate the trade-off between successful attacks and their ability to remain unnoticed by humans. In particular, we evaluate semantic similarity, fluency/grammaticality and label consistency. We find that human evaluators are able to identify an attack from the textual and multimodal context.

II. RELATED WORK

A. Adversarial Attack for Text

Adversarial attacks have been widely investigated within *uni-modal* applications, foremost for computer vision [21], [22], [23]. Adversarial attacks on text are more challenging due to its discrete nature, which makes it harder to stay undetected. Textual attacks have been studied for tasks such as sentiment analysis [19], natural language inference [20], dialogue systems [24], [25] etc.

Adversarial textual attack methods can be divided into three levels of granularity [26], [27]: character-level, word-level and sentence-level attacks. Character-level attack [28], [29] can often be detected by a spell checker. Sentence-level attack [30], [31], [32], [33] permutes longer phrases or paraphrases the whole sentence, which makes it challenging to maintain the original semantics. Recent word-level attack methods [34], [19], [20], [35], on the other hand, are more subtle and harder to detect: they are targeted towards ‘vulnerable’ words, which are substituted via their synonyms in order to preserve semantic meaning. In our paper, we explore word-level attack methods on VisDial.

B. Adversarial Attack for Multi-modal Systems

There is less research on adversarial attacks for multi-modal tasks. For example, Optical Character Recognition [36], Scene Text Recognition [37], Image Captioning [38] and VQA [39], [40]. Most of these works utilise white box attack, where the parameters, gradient and architecture of the model are available, e.g. by attacking attention [39], [41]. *Whereas we follow a more realistic black-box setting which assumes that the attacker only has access to the model’s prediction on test data.*

[40] is the closest related to our work: they generate adversarial textual attacks for the VQA task using contrastive examples and thus don’t pay attention to semantic similarity. In contrast, we are interested in generating adversarial attacks which follow three desiderata, as outlined by [42]: An adversarial text should (1) keep the same semantic meaning (*semantic similarity*); (2) guarantee fluency and grammar

(*grammaticality*); (3) stay unnoticed by humans, i.e. the human still assigns the correct label, while the model prediction changes (*label consistency*).

III. METHOD

A. Problem Formulation

VisDial is formulated as a discriminative learning task, where the model is given an image I , the dialog history (including the image caption C) $H = (\underbrace{C}_{H_0}, \underbrace{(Q_1, A_1)}_{H_1}, \dots, \underbrace{(Q_{t-1}, A_{t-1})}_{H_{t-1}})$, the question Q_t , and $N = 100$ candidate answers $A_t = (A_t^1, A_t^2, \dots, A_t^{100})$ to rank, including the ground truth (GT), which is labelled Y_t , where t indicates the round ID.

In the following, we focus on generating textual adversarial examples for the question and history (including the caption). That is, for a sentence $X \in \{Q, H\}$, and $F(X) = Y$, a successful adversarial attack sentence X_{adv} should result in $F(X_{adv}) \neq Y$, while meeting the following requirements:

- **Semantic Similarity:** $Sim(X, X_{adv}) \geq \varepsilon$, where $Sim(\cdot)$ is a semantic and syntactic similarity function. The semantic similarity between the original sentence X and the adversarial attack sentence X_{adv} should be above a similarity threshold ε ; Following [19], we use Universal Sentence Encoder [43] to encode the two sentences into high dimensional vectors and use their cosine similarity score as an approximation of semantic similarity.
- **Grammaticality:** The adversarial attack sentence X_{adv} should be fluent and grammatical.
- **Label Consistency:** Human annotators still assigns the correct GT label Y after the original sentence X changes to X_{adv} .

B. Visual Dialog Models

We adopt ten state-of-the-art VisDial models from [17], [13], [15], [44] as the target models to attack – representing a snapshot of current techniques popular for VisDial.¹ [17] experiment with several multi-modal encodings based on **Modular Co-Attention (MCA)** networks [45]: MCA-I encodes the image and question representation using late fusion; MCA-H only encodes the textual history with late fusion; MCA-I-H encodes image and history with late fusion; MCA-I-HGQ encodes all three input modalities using early fusion between question and history; MCA-I-VGH is another early fusion variant which first grounds the image and history.

We also consider **Recursive Visual Attention (RvA)** [13] as an alternative to MCA, encoding history and image information.

In addition, we test two variants of causal graphs from [15] by adding to **causal principles P1/P2**: P1 removes the history input to the model to avoid a harmful shortcut bias; P2 adds one new (unobserved) node U and three new links to history, question and answer respectively.

Finally, we test a **Knowledge Transfer (KT)** method based on a **Sparse Graph Learning (SGL)** [44] framework using pre-training model P1/P2.

¹Details on model architecture can be found in the original papers.

C. Synonym-based Methods

For generating attacks, we explore two state-of-the-art synonym-based methods, which first find the vulnerable words of the sentence, and then replace them with a semantically similar word.² These two methods differ in the way they generate the synonyms:

- **TextFooler** [19] finds the synonym by using specialised word embeddings from [46]. Candidates are selected according to the cosine similarity between the word and every other word.
- **BertAttack** [20] generates the synonym via BERT’s masked language model using contextually embedded perturbations.

In following these previous works, we first detect vulnerable words by calculating prediction change before and after deleting a word. We then impose additional constraints to improve the quality (and in particular the grammaticality) of our attacks, which we will further analyse in an ablation study: We apply a stop word list before synonym substitution, extending the list by [19], [20] for our domain. We also apply additional quality checks for selecting synonym candidates: We filter by part-of-speech (POS)³ to maintain the grammar of the sentence. We then experiment with a semantic similarity threshold ε to choose the top k synonyms. Finally, we iteratively select the word with the highest similarity until the attack is successful.

D. Adversarial Attack on Visual Dialog Models

1) *Question Attack*: Attacking the question in VisDial differs from other common textual attacks, such as sentiment classification, image captioning or news classification, in the following ways:

Question: The question in VisDial is generally much shorter than a typical declarative sentence in the above tasks. The average length of the question in the VisDial dataset is 6.2 words, which makes it harder to find a word to attack. For instance, “*Is it sunny?*”, “*What color?*”, “*How many?*”, there is only one word left to attack after filtering out the stop words, i.e. $\{is, it, what, how\}$.

Answer: For the VisDial task, the model ranks N possible candidate answers according to its log-likelihood scores. The attack is considered successful once the *top ranked answer* differs from the GT. However, there can be several candidate answers which are semantically similar or equivalent, such as “*yes/yep/yeah*”. This is different from other labelling tasks, such as “*positive/neutral/negative*” sentiment. We account for this fact by considering several common retrieval metrics before and after the attack, including $R@k$ ($k=1,5,10$), *Mean Reciprocal Rank (MRR)*, and *Normalized Discounted Cumulative Gain (NDCG)* – a measure of ranking quality according to manually annotated semantic relevance scores in a 2k subset of VisDial.

²Note that previous work refers to these methods as “synonym-based”, e.g. [42], but not all of the substitutions are synonyms. They can also include different lemmas of the same lexeme, such as singular and plural, as well as different spellings, etc. Also see Table VIII.

³Using SpaCy <https://spacy.io/api/tagger>.

Model: In contrast to other common textual attacks applications, our model has several input modalities, which it can leverage to answer the question. These input modalities can be combined in different ways as explained above. One of the goals of this paper is to understand how multiple input encodings can contribute to model robustness.

2) *History Attack*: We also attack the textual history using the same procedure. The use of history is the main distinguishing feature between the VisDial and the VQA task, and thus of central interest in this work. History is mainly used for contextual question understanding, including co-reference resolution, e.g. “*What color are they?*”, and ellipsis, e.g. “*Any others?*” [47], [48].

Our preliminary results indicate that attacking history is hardly ever successful, i.e. does not result in label change. This is in line with previous work, which suggests that history only plays a negligible role for improving model performance on the VisDial task, e.g. [49], [17]. However, there is also some evidence that history helps, but to a smaller extent. For example, [14] show that accuracy can be improved when forcing the model to pay attention to history. Similarly, [17] show that history matters for a sub-section of the data.

In a similar vein, we investigate how history contributes to the model’s robustness and, in particular, can increase the model’s certainty in making a prediction. We adopt the *perplexity* metric, following [18], to measure the change of prediction distribution after (unsuccessfully) attacking the history, i.e. after adding the perturbation to the history while the top-1 prediction is unchanged. The difference between the perplexity before and after the attack reflects the uncertainty change of the model. The perplexity with the original history input is calculated with the following equation:

$$PPL(F(X), Y) = - \sum_X F(X) \log_2 Y \quad (1)$$

And the perplexity after attack is:

$$PPL(F(X_{adv}), Y) = - \sum_{X_{adv}} F(X_{adv}) \log_2 Y \quad (2)$$

IV. EXPERIMENTAL SETUP

A. Dataset

We use the VisDial v1.0 dataset, which contains 123,287 dialogs for training and 2,064 dialogs for validation. The ten target models are trained on the training set and the adversarial attacks are generated for *validation* set (as the test set is only available to challenge participants).

B. Automatic Evaluation Metrics

In order to assess the impact of an attack, we use the automatic evaluation metrics from [19]: The accuracy of the model tested on the original validation data is indicated as *original accuracy* and *after accuracy* on the adversarial samples – the larger gap between these two accuracy means the more successful of our attack (cf. relative performance drop $[\Delta]$). The *perturbed word percentage* is the ratio of the perturbed words and the length of the text. The *semantic*

Question Attack												
Inputs	Methods	Orig.R@1	Aft.R@1 [Δ]	Orig.R@5	Aft.R@5 [Δ]	Orig.NDCG	Aft.NDCG [Δ]	Orig.MRR	Aft.MRR [Δ]	Pert.	S.S.	Quer.
BertAttack												
I-only	MCA-I	46.6	38.2 [-18.0]	76.3	62.7 [-17.8]	61.5	54.9 [-10.7]	60.0	47.7 [-20.5]	16.7	74.4	5.2
H-only	MCA-H	45.9	40.0 [-12.9]	76.8	67.3 [-12.4]	52.2	48.4 [-7.3]	60.0	51.1 [-14.8]	16.7	75.4	5.2
	MCA-I-HGQ	50.8	45.6 [-10.2]	81.7	71.4 [-12.6]	60.0	55.2 [-8.0]	64.3	55.6 [-13.5]	17.1	74.1	5.2
I+H	MCA-I-VGH	48.6	43.3 [-10.9]	78.7	68.0 [-13.6]	62.6	57.3 [-8.5]	62.2	53.3 [-14.3]	16.7	74.3	5.2
	MCA-I-H	50.0	45.2 [-9.6]	81.4	69.5 [-14.6]	59.6	54.6 [-8.4]	63.8	54.6 [-14.4]	16.7	74.8	5.2
I+H	RvA	49.9	43.9 [-12.0]	82.2	72.2 [-12.2]	56.3	50.9 [-9.6]	64.2	54.5 [-15.1]	17.0	74.4	5.2
I-only	P1	48.8	43.5 [-10.9]	80.2	69.2 [-13.7]	60.0	54.2 [-9.7]	62.9	54.1 [-14.0]	17.4	74.2	5.2
I+H	P1+P2	41.9	37.1 [-11.5]	66.9	57.8 [-13.6]	73.4	67.9 [-7.5]	54.0	46.2 [-14.4]	17.0	73.7	5.2
I+H	SLG	49.1	43.9 [-10.6]	81.1	72.1 [-11.1]	63.4	58.4 [-7.9]	63.4	55.0 [-13.2]	17.5	73.4	5.2
	SLG+KT	48.7	42.6 [-12.5]	71.3	60.8 [-14.7]	74.5	68.2 [-8.5]	59.9	50.3 [-16.0]	17.3	74.6	5.2
TextFooler												
I-only	MCA-I	46.6	36.1 [-22.5]	76.3	63.9 [-16.3]	61.5	53.9 [-12.4]	60.0	47.1 [-20.5]	16.8	74.4	19.7
H-only	MCA-H	45.9	39.1 [-14.8]	76.8	68.5 [-10.8]	52.2	48.0 [-8.0]	60.0	51.1 [-14.8]	17.1	74.6	19.7
	MCA-I-HGQ	50.8	44.2 [-13.0]	81.7	71.6 [-12.4]	60.0	54.4 [-9.3]	64.3	54.8 [-14.8]	17.0	74.4	19.9
I+H	MCA-I-VGH	48.6	41.5 [-14.6]	78.7	68.2 [-13.3]	62.6	56.5 [-9.7]	62.2	52.3 [-15.9]	16.5	74.4	19.8
	MCA-I-H	50.0	43.1 [-13.8]	81.4	71.2 [-12.5]	59.6	53.7 [-9.9]	63.8	54.0 [-15.4]	16.9	74.7	19.8
I+H	RvA	49.9	43.6 [-12.6]	82.2	73.2 [-10.9]	56.3	50.2 [-10.8]	64.2	55.3 [-13.9]	16.9	74.9	19.9
I-only	P1	48.8	42.6 [-12.7]	80.2	71.1 [-11.3]	60.0	53.5 [-10.8]	62.9	54.4 [-13.5]	17.3	74.3	20.1
I+H	P1+P2	41.9	35.8 [-14.6]	66.9	56.9 [-14.9]	73.4	66.9 [-8.9]	54.0	45.1 [-16.5]	17.1	73.7	19.8
I+H	SLG	49.1	43.1 [-12.2]	81.1	73.4 [-9.5]	63.4	57.8 [-8.8]	63.4	55.3 [-12.8]	17.3	74.2	19.9
	SLG+KT	48.7	41.6 [-14.6]	71.3	59.7 [-16.3]	74.5	67.6 [-9.3]	59.9	49.8 [-16.9]	17.1	74.6	19.9

TABLE I

VisDIAL MODEL PERFORMANCE BEFORE ATTACKING QUESTION (ORIG.) AND AFTER (AFT.). IN ADDITION TO STANDARD METRICS, WE MEASURE THE PERTURBED WORD PERCENTAGE (PERT.), SEMANTIC SIMILARITY (S.S) AND THE NUMBER OF QUERIES (QUER.) TO ASSESS BERTATTACK VS. TEXTFOOLER. THE *relative* PERFORMANCE DROP IS LISTED AS [Δ]. HIGHLIGHTS INDICATE THE **LEAST ROBUST** AND **MOST ROBUST** MODEL.

similarity measures the similarity between the original text and the adversarial text by cosine similarity score. The *number of queries* shows the efficiency of the attack (lower better). In addition, we use retrieval based metrics to account for the fact that VisDial is a ranking task: *original/after R@{5, 10}* measures the performance of top 5/10 results before and after attack (where R@1 corresponds to accuracy); we also report *original/after mean reciprocal rank (MRR)* and *original/after Normalized Discounted Cumulative Gain (NDCG)* which measure the quality of the ranking.

C. Implementation Details

All models are implemented with Pytorch. We embedded BertAttack and TextFooler to our VisDial system⁴. We initially set the semantic similarity threshold 0.5 for attacking both question and history (but see ablation study of different threshold in Table VI). Detailed results with *R@k (k=10)* are shown in Appendix A and B due to space limitations. All our code will be made available.

V. RESULTS

A. Question Attack

Table I summarises the results. We first compare the **results of input encodings and fusion mechanisms**. We find that MCA-I (with image input only) is the least robust model with a relative performance drop of over 22% on R@1 using TextFooler. MCA-H (with no image input) is vulnerable with respect to R@1, but does well on NDCG, suggesting that history helps to produce a semantically similar response

despite the attack and lack of input image. One possible explanation of these results is given by previous research claiming that VisDial models mainly pay attention to text, e.g. [49]. However, in contrast to claims by [49], we find that history is important for robustness: In general, models encoding history are more robust with the *MCA-I-H* model being the least vulnerable model. Note that this is also the best performing model in [17]. Recursive visual Attention (RvA) in general shows lower robustness than MCA-based methods. Causal encodings using graphs lead to comparable robustness results for P1. Adding P2 results in a slight drop in robustness. This is interesting, because P2 adds an unobserved node to represent history while avoiding spurious correlations from training data. This drop thus might suggest that previous robustness is due to the very same bias. Additionally, we observe that knowledge transfer (KT) via pre-training for the SLG method helps to boost the performance of NDCG, however not the robustness.

We further perform an example based analysis of the top-1 predicted answer changes after a successful question attack, see Fig. 2. We observe answer changes to the opposite meaning (e.g. from “no” to “yes”), which can be considered as a maximum successful attack. Some answers change to a similar meaning in context (e.g. from “No pets or people” to “No”), which is reflected in fewer NDCG changes. In some cases, the answer changes from certain / definite to uncertain / noncommittal and the other way round (e.g. from “white” to “Not sure”).

Next, we **compare the two attack methods**. We find that TextFooler is more effective: It achieves up to 4.5% higher drop than BertAttack. However, BertAttack is more efficient: It reduces the number of queries (Quer.) about

⁴BertAttack code from <https://github.com/LinyangLee/BERT-Attack> and TextFooler code from <https://github.com/jind11/TextFooler>.

Question	R@1 Answer
Orig.: Is the mannequin a woman ?	Orig.: No.
Aft.: Is the mannequin a girl ?	Aft.: Yes.
Orig.: Are there any pets in the photo?	Orig.: No pets or people.
Aft.: Are there any animals in the photo?	Aft.: No.
Orig.: What color is the plane?	Orig.: White.
Aft.: What colour is the plane?	Aft.: Not sure.

Fig. 2. Examples of answer change after question attack on MCA-I-H model with BertAttack.

BertAttack	TextFooler
N/A	Orig.: Is it a flat screen? Aft.: Is it a loft screen?
Orig.: Is it a close up of their faces or their bodies? Aft.: Is it a close up of their face or their bodies?	Orig.: Is it a close up of their faces or their bodies? Aft.: Is it a close up of their confront or their bodies?
Orig.: What color is the house ? Aft.: What color is the home ?	Orig.: What color is the house ? Aft.: What color is the residence ?
Orig.: Are there trees no the mountain? Aft.: Are there woods on the mountain?	Orig.: Are there trees no the mountain? Aft.: Are there sapling on the mountain?

Fig. 3. Example attacks on the MCA-I-H target model generated by BertAttack and TextFooler.

four times compared to TextFooler. Efficiency is important in attack settings, as attackers always run into danger of being discovered. Furthermore, the perturbed word percentage (Pert.) for both methods is around 17%, which means the average perturbation is about one word for each question (since the average length of the question is 6.2). Similarly, the semantic similarity (S.S.) is over 70% which is about the same across all models.

We further compare TextFooler and BertAttack using an example-based analysis, see Fig. 3. We find that TextFooler is not able to distinguish words with multiple meanings (homonyms), whereas BertAttack is able to use BERT context-embeddings to disambiguate. Consider the examples where TextFooler replaces “flat” (adverb) with “loft” (noun) and “faces” (noun) with “confront” (verb), which POS tagger failed to catch. **Based on the above results, we use BertAttack to attack the MCA-I-H model in the following experiments.**

B. History Attack

We followed the same procedure to attack the history, which includes the caption, as well as the user questions and the system answers. As explained in Section III-D2, we consider an attack ‘successful’ once the probability of the corresponding GT decreases and we use perplexity to measure the uncertainty of the prediction. The results in Table II show that attacking history increases the uncertainty of almost all the models, especially when the history is the unique input component (MCA-H model).⁵ This confirms our previous results that encoding history increases robustness.

When analysing which part of history was attacked the most (see Table III), we find that 44.9% of the time the image

⁵Attacking the history of MCA-I-VGH model doesn’t change the prediction distribution because its encoder only uses a single round of history following [17].

	History Attack	
	Orig.PPL	Aft.PPL [Δ]
MCA-I	-	-
MCA-H	53.2	60.0 [+6.8]
MCA-I-HGQ	49.4	52.2 [+2.8]
MCA-I-VGH	52.3	52.3 [0]
MCA-I-H	49.5	51.9 [+2.4]
RvA	53.4	56.4 [+3.0]
P1	-	-
P1+P2	77.0	77.0 [0]
SLG	52.7	53.4 [+0.7]
SLG+KT	65.0	65.3 [+0.3]

TABLE II
COMPARISON OF PERPLEXITY INCREASE [Δ] WHEN ATTACKING THE HISTORY OF DIFFERENT VISDIAL MODELS WITH BERTATTACK.

	Caption	User (question)	System (answer)
Attack	44.9%	30.8%	24.3%

TABLE III
COMPARING WHICH PART OF HISTORY WAS CHOSEN FOR AN ATTACK ON MCA-I-H MODEL WITH BERTATTACK.

caption was attacked, followed by system answer 30.8% and user question 24.3%. We thus conclude that the image caption is the most vulnerable part (and ergo the most informative) compared to the rest of history.

VI. ABLATION STUDY

We perform several ablation studies to analyze the impact of the quality constraints. We are interested in the trade-off between using these constraints to produce high quality text (which increases the chance of the attack to remain unnoticed by humans) versus an effective attack (which increases the chance of the model changing its prediction).

1) *Effect of Selecting Vulnerable Words*: First, we compare the results of choosing a random word in text to attack and our vulnerable word attack. The results in Table IV show that attacking the vulnerable word achieves a 2.0% higher relative drop for R@1, NDCG and MRR.

2) *Effect of Stop Words Set*: Next, we compare the results with/without stop words. The results in Table V show that attacking all words leads to more successful attack in terms of R@1 and NDCG, while attacking with stopwords leads more successful attacks for MRR. We use stop words list for all the experiments since attacking question words, preposition or pronouns result in highly ungrammatical sentences.

3) *Effect of Semantic Similarity*: The semantic similarity threshold between the original text and adversarial text is used to guarantee the similar meaning of the attack. In the previous experiments, we set 0.5 as default threshold. Table VI shows results with different semantic similarity thresholds (0.1, 0.3, 0.5 and 0.7) respectively. The results show that when increasing the threshold ε from 0.1 to 0.7, the number of successful attack decreases 4.1%, while R@1 and NDCG drop around 3% after attack, which means there are more successful attacks if we loosen the semantic similarity constraint. In addition, the examples in Fig. 4 illustrate that a lower semantic similarity threshold comes at the cost of lower fluency and

	$\Delta R@1$	$\Delta NDCG$	ΔMRR
Random	-7.6	-6.0	-12.4
Ours	-9.6	-8.4	-14.4

TABLE IV

EFFECT OF VULNERABLE WORD ATTACK ON MCA-I-H MODEL WITH BERTATTACK.

	$\Delta R@1$	$\Delta NDCG$	ΔMRR
All	-12.6	-9.2	-10.3
Ours	-9.6	-8.4	-14.4

TABLE V

EFFECT OF STOP WORDS SET ON MCA-I-H MODEL WITH BERTATTACK.

grammaticality, i.e. at the price of being more easily detectable by humans. We will explore this in more detail in human study.

We analyze the combined effect of adding POS, semantic similarity constraint and grammar check modules (We used the same grammar tool as by [42]). From Table VII, we can see that in general it results in less successful attack when the number of constraints increases. The success from raw attack to ‘disguised’ attack decreases 2.4% on R@1, 3.7% on NDCG, but there is little effect on MRR. In addition, the examples in Fig. 5 show that adding constraints improves the textual quality of the adversarial attack and its likelihood to be undetected by humans, which we investigate further in the following evaluation study.

VII. HUMAN EVALUATION STUDY

We evaluate the quality of our generated adversarial question attack by asking human judges on Amazon Mechanical Turk (AMT) to rate three aspects: if the generated

Constraints	Examples
ε (0.7)	Orig.: Is it a large church? Aft.: Is it a big church?
	Orig.: What color is the wine? Aft.: What colour is the wine?
ε (0.5)	+ Orig.: Is her hair pulled back? Aft.: Is her wig pulled back?
	+ Orig.: Is the fireplace lit? Aft.: Is the furnace lit?
ε (0.3)	+ Orig.: What is the adult doing ? Aft.: What is the adult done ?
	+ Orig.: Is there buildings ? Aft.: Is there houses ?
ε (0.1)	+ Orig.: Is the picture outside ? Aft.: Is the picture beyond ?
	+ Orig.: Are they titled ? Aft.: Are they untitled ?

Fig. 4. Attack examples with different semantic similarity thresholds ε on MCA-I-H model with BertAttack.

ε	Num./(%)	$\Delta R@1$	$\Delta NDCG$	ΔMRR
0.1	219 (10.6%)	-10.8	-9.6	-14.1
0.3	215 (10.4%)	-10.8	-9.2	-14.1
0.5	198 (9.6%)	-9.6	-8.4	-14.4
0.7	135 (6.5%)	-6.0	-6.7	-15.2

TABLE VI

COMPARISON OF NUMBER OF SUCCESSFUL ATTACKS (*total val set* $n=2064$) WITH DIFFERENT SEMANTIC SIMILARITY THRESHOLDS ε ON MCA-I-H MODEL WITH BERTATTACK.

	Num./(%)	$\Delta R@1$	$\Delta NDCG$	ΔMRR
Raw Attack	224 (10.9%)	-11.6	-9.9	-13.9
+POS	221 (10.7%)	-11.0	-9.7	-14.1
+POS+ ε (0.5)	198 (9.6%)	-9.6	-8.4	-14.4
+POS+ ε (0.5)+Gram.	190 (9.2%)	-9.2	-6.2	-13.6

TABLE VII

EFFECT OF DIFFERENT QUALITY CONSTRAINTS ON MCA-I-H MODEL WITH BERTATTACK.

question preserve the semantic similarity (*semantic similarity with/without given image*); if the generated question is natural and grammatical (*grammaticality*); if the human’s prediction is unchanged for the generated question (*label consistency*). We evaluate a total of 198 generated attacks, randomly sampled from the development set, where three users are asked to rate each instance.

1) *Evaluation of Semantics*: We first ask crowd workers to evaluate whether the original and the adversarial question still have the same meaning on a scale from 1 to 4, where 1 is “One text means something completely different” and 4 is “They have exactly the same meaning”. Fig. 6 shows the crowdsourcing interface and instructions. We elicited ratings with and without showing the image in order to measure the effects of multimodal grounding. Our results show that the semantic similarity is rated slightly lower when shown together with the original image (average score **3.518 / 4**) than without image (average score **3.564 / 4**). The example

Constraints	Examples
Raw + POS + ε (0.5) + Gram	Orig.: Is it a large church? Aft.: Is it a big church?
	Orig.: Can you see the sun ? Aft.: Can you see the sunlight ?
Raw + POS + ε (0.5)	+ Orig.: What color is the tennis court? Aft.: What colour is the tennis court?
	+ Orig.: Does the snow appear fresh? Aft.: Does the snow appears fresh?
Raw + POS	+ Orig.: Are they indoors ? Aft.: Are they outdoors ?
	+ Orig.: Is this inside ? Aft.: Is this interior ?
Raw	+ Orig.: Is it red ? Aft.: Is it reds ?
	+ Orig.: How tall is the man? Aft.: How big is the man?

Fig. 5. Generated adversarial examples under different quality constraints on MCA-I-H model with BertAttack.

Instructions

We give some examples for the different options.

A - One text means something completely different
e.g. "Can you see big ben"/ Can you see huge ben? (Entity changes - independent of picture)
e.g. "Are the planes close to each other" / "Are the planes close to any other?" (Question scope changes)

B - One text means something different
e.g. "Is the dog/ dogs a Cocker Spaniel?" depends on whether there is more than 1 dog.


C - The meaning is somehow similar but one of texts means something slightly different.
e.g. "Are any of them stores?"/"Are any of them retailers?" (Similar meaning)

D - They have exactly the same meaning
e.g. "Does it have color?"/ "Does it have colour?" (Pretty much only applies to BE/ AE spelling?)

Text (and image)

Text 1: Is it night ?

Text 2: Is it evening ?



Question

How similar is the meaning of these two pieces of text ?

Select an option

1 - One text means something completely different.	1
2 - One text means something different, dependent on the context.	2
3 - The meaning is somehow similar but one of texts means something slightly different.	3
4 - They have exactly the same meaning	4

Fig. 6. AMT task description and interface to evaluate semantic consistency before and after the attack w/o image.

Attack Types	Percentage	Gram. Score
British vs. American English	34.9%	4.923
Synonyms/near synonyms	34.3%	4.417
Singular vs. Plural	19.7%	3.974
Comparatives and Superlatives	4.0%	4.208
Others	7.1%	3.452

TABLE VIII

PERCENTAGE AND GRAMMATICALITY SCORE OF DIFFERENT TYPES OF ATTACK ON MCA-I-H MODEL WITH BERTATTACK.



Orig.: Is the **fireplace** lit ?

Aft.: Is the **furnace** lit ?

Rate w/o image:
2.33

Rate w/ image:
1.67

Fig. 7. The visual context changes the perceived similarity rating by humans: ‘furnace’ becomes more dissimilar to ‘fireplace’ in a living room context.

in Fig. 7 demonstrates how the visual context can change the semantic similarity ratings. Therefore, one future avenue is to use visually grounded word embeddings for generating

synonyms for V+L tasks.

2) *Evaluation of Grammaticality*: We evaluated whether the utterance is fluent and grammatical (as defined in Fig. 8) on a scale from 1-5, where 1 is “Not understandable” and 5 is “Everything is perfect; could have been produced by a native speaker”. Overall, our attacks are rated as highly grammatical (average score 4.429 / 5). We furthermore investigate the effect of different attacks. In particular we manually identify **five common types of successful attacks**. Table VIII lists their frequencies and average grammaticality rating. *Synonyms/near synonyms* is the main type of attack, closely followed by *British vs. American English* (e.g. “color” vs. “colour”, “bathroom” vs. “restroom”), others include *Singular vs. Plural*, *Comparatives and Superlatives* (e.g. “great/greater/greatest”) and *Others* mainly include grammar operations like uncaught POS change (e.g. “sunny” vs. “sun”) and tense change (e.g. “eat” vs. “ate”). Looking at the grammar ratings, we conclude that substituting *British vs. American English* has the least impact on grammaticality, whereas grammatical operations, such as replacing singular with plural, as well as changes classified under *Others* have the worst impact.

3) *Evaluation of Label Consistency*: Finally, we evaluate label consistency by asking users to judge whether the answer remains unchanged for the adversarial question by selecting among “1 - Yes, answer is correct”, “2 - No, answer is incorrect” and “3 - Unsure” as shown in Fig. 9. We ask three

Instructions

'Fluent' - could this have been produced by a native speaker?

'Grammatical' - are there any grammar errors, such as verb agreement?

Question

How fluent/grammatical is the text?

Text

Is the blanket cleaned ?

Select an option

1 - Not understandable	1
2- hard to understand because of grammar and fluency issues	2
3 - Somewhat hard to understand because of grammar and fluency issues	3
4 - One or two minor errors but still easy to understand	4
5 - Everything is perfect; could have been produced by a native speaker	5

Fig. 8. Interface of 'Evaluation of Grammaticality' for AMT task.

judges to rate each instance and describe results by averaging and by (a more conservative) majority vote to assign a gold label. The results show that most (**82.0%** by averaging and **86.4%** by majority vote) crowdworkers think the answer is unchanged, few (9.6% and 8.1%) think the answer changes, and the rest (8.4% and 5.5%) are not sure about the change. We conclude that synonym-based attacks are successful in remaining undetected by humans.

VIII. CONCLUSIONS

We evaluate the robustness of ten visual dialog models by attacking question and history with two state-of-the-art synonym based textual adversarial attack methods. We find that dialog history substantially contributes to model robustness, despite previous results which suggest that history has negligible effect on model performance, e.g. [49], [17]. We also show limitations of current synonym-based textual attack models, and stress the importance of context (both textual as well as multi-modal) to generate semantically coherent and grammatically fluent adversarial attacks, which are likely remain undetected by the user/ software developer. This is important, since plausible attacks are attacks which can also occur naturally during the interaction with a user, e.g. when the user utterance contains an adversarial synonym. While the observed effects of visually-grounded interpretations in our human evaluation were relatively small, we do believe that it is an important future direction. For example, we expect improved results by using synonym substitution methods based on visually-grounded word embeddings, e.g. using Visual-Word2Vec [50]. We also believe that a more focused evaluation on this issue would show stronger results, e.g. using targeted contrast sets [51].

REFERENCES

- [1] I. J. Goodfellow, J. Shlens, and C. Szegedy, "Explaining and harnessing adversarial examples," *arXiv preprint arXiv:1412.6572*, 2014.
- [2] A. Kurakin, I. Goodfellow, and S. Bengio, "Adversarial machine learning at scale," *arXiv preprint arXiv:1611.01236*, 2016.
- [3] A. Kurakin, I. Goodfellow, S. Bengio *et al.*, "Adversarial examples in the physical world," 2016.
- [4] A. Ramanathan, L. Pullum, Z. Husein, S. Raj, N. Torosdagli, S. Patanaik, and S. K. Jha, "Adversarial attacks on computer vision algorithms using natural perturbations," in *2017 Tenth International Conference on Contemporary Computing (IC3)*. IEEE, 2017, pp. 1–6.
- [5] S. Oviatt, "Breaking the robustness barrier: Recent progress on the design of robust multimodal systems," *Advances in computers*, vol. 56, pp. 305–341, 2002.
- [6] S. Bangalore and M. Johnston, "Robust understanding in multimodal interfaces," *Computational Linguistics*, vol. 35, no. 3, pp. 345–397, 2009.
- [7] A. Das, S. Kottur, K. Gupta, A. Singh, D. Yadav, J. M. Moura, D. Parikh, and D. Batra, "Visual dialog," in *CVPR*, 2017, pp. 326–335.
- [8] S. Antol, A. Agrawal, J. Lu, M. Mitchell, D. Batra, C. L. Zitnick, and D. Parikh, "VQA: Visual Question Answering," in *ICCV*, 2015.
- [9] A. Das, S. Kottur, J. M. Moura, S. Lee, and D. Batra, "Learning cooperative visual dialog agents with deep reinforcement learning," in *ICCV*, 2017, pp. 2951–2960.
- [10] S. Kottur, J. M. Moura, D. Parikh, D. Batra, and M. Rohrbach, "Visual coreference resolution in visual dialog using neural module networks," in *Proceedings of the European Conference on Computer Vision (ECCV)*, 2018, pp. 153–169.
- [11] U. Jain, S. Lazebnik, and A. G. Schwing, "Two can play this game: visual dialog with discriminative question generation and answering," in *CVPR*, 2018, pp. 5754–5763.
- [12] Z. Zheng, W. Wang, S. Qi, and S.-C. Zhu, "Reasoning visual dialogs with structural and partial observations," in *Proceedings of the IEEE/CVF Conference on Computer Vision and Pattern Recognition*, 2019, pp. 6669–6678.
- [13] Y. Niu, H. Zhang, M. Zhang, J. Zhang, Z. Lu, and J.-R. Wen, "Recursive visual attention in visual dialog," in *Proceedings of the IEEE/CVF Conference on Computer Vision and Pattern Recognition*, 2019, pp. 6679–6688.
- [14] T. Yang, Z.-J. Zha, and H. Zhang, "Making history matter: History-advantage sequence training for visual dialog," in *ICCV*, 2019, pp. 2561–2569.

Instructions

We give some examples for 'unsure' option.

"Unsure - the question doesn't make sense given the picture." (e.g. question asking about "a man" when there is only a child in the picture.)

"Unsure - I can't verify the answer given the picture." (e.g. question asking whether someone smiles, but it's hard to see.)


"Unsure - the question is difficult to understand because it's ungrammatical" (e.g. the question is highly ungrammatical and disfluent)

"Unsure - the question is ambiguous given the picture." (e.g. the question has more than one answer)

Text (and image)

Question: What colour is the train ?

Answer: Black and red.



Question

Is it a correct/resonable answer for the question given the image?

Select an option

1 - Yes, answer is correct	1
2 - No, answer is incorrect	2
3 - Unsure	3

Fig. 9. Interface of 'Evaluation of Label Consistency' for AMT task.

- [15] J. Qi, Y. Niu, J. Huang, and H. Zhang, "Two causal principles for improving visual dialog," in *Proceedings of the IEEE/CVF Conference on Computer Vision and Pattern Recognition*, 2020, pp. 10860–10869.
- [16] V. Murahari, D. Batra, D. Parikh, and A. Das, "Large-scale pretraining for visual dialog: A simple state-of-the-art baseline," in *European Conference on Computer Vision*. Springer, 2020, pp. 336–352.
- [17] S. Agarwal, T. Bui, J.-Y. Lee, I. Konstas, and V. Rieser, "History for visual dialog: Do we really need it?" in *Proceedings of the 58th Annual Meeting of the Association for Computational Linguistics*, 2020, pp. 8182–8197.
- [18] C. Sankar, S. Subramanian, C. Pal, S. Chandar, and Y. Bengio, "Do neural dialog systems use the conversation history effectively? an empirical study," in *Proceedings of the 57th Annual Meeting of the Association for Computational Linguistics*. Florence, Italy: Association for Computational Linguistics, Jul. 2019, pp. 32–37. [Online]. Available: <https://www.aclweb.org/anthology/P19-1004>
- [19] D. Jin, Z. Jin, J. T. Zhou, and P. Szolovits, "Is bert really robust? a strong baseline for natural language attack on text classification and entailment," in *Proceedings of the AAAI conference on artificial intelligence*, vol. 34, no. 05, 2020, pp. 8018–8025.
- [20] L. Li, R. Ma, Q. Guo, X. Xue, and X. Qiu, "Bert-attack: Adversarial attack against bert using bert," *arXiv preprint arXiv:2004.09984*, 2020.
- [21] N. Narodytska and S. P. Kasiviswanathan, "Simple black-box adversarial perturbations for deep networks," *arXiv preprint arXiv:1612.06299*, 2016.
- [22] Y. Dong, F. Liao, T. Pang, H. Su, J. Zhu, X. Hu, and J. Li, "Boosting adversarial attacks with momentum," in *CVPR*, 2018, pp. 9185–9193.
- [23] C. Xie, Z. Zhang, Y. Zhou, S. Bai, J. Wang, Z. Ren, and A. L. Yuille, "Improving transferability of adversarial examples with input diversity," in *Proceedings of the IEEE/CVF Conference on Computer Vision and Pattern Recognition*, 2019, pp. 2730–2739.
- [24] T. Niu and M. Bansal, "Adversarial over-sensitivity and over-stability strategies for dialogue models," in *Proceedings of the 22nd Conference on Computational Natural Language Learning*, 2018, pp. 486–496.
- [25] E. Dinan, S. Humeau, B. Chintagunta, and J. Weston, "Build it break it fix it for dialogue safety: Robustness from adversarial human attack," in *Proceedings of the 2019 Conference on Empirical Methods in Natural Language Processing and the 9th International Joint Conference on Natural Language Processing (EMNLP-IJCNLP)*, 2019, pp. 4529–4538.
- [26] W. E. Zhang, Q. Z. Sheng, A. Alhazmi, and C. Li, "Adversarial attacks on deep-learning models in natural language processing: A survey," *ACM Transactions on Intelligent Systems and Technology (TIST)*, vol. 11, no. 3, pp. 1–41, 2020.
- [27] W. Wang, L. Wang, R. Wang, Z. Wang, and A. Ye, "Towards a robust deep neural network in texts: A survey," *arXiv preprint arXiv:1902.07285*, 2019.
- [28] S. Eger, G. G. Şahin, A. Rücklé, J.-U. Lee, C. Schulz, M. Mesgar, K. Swarnkar, E. Simpson, and I. Gurevych, "Text processing like humans do: Visually attacking and shielding nlp systems," in *Proceedings of the 2019 Conference of the North American Chapter of the Association for Computational Linguistics: Human Language Technologies, Volume 1 (Long and Short Papers)*, 2019, pp. 1634–1647.
- [29] J. Gao, J. Lanchantin, M. L. Soffa, and Y. Qi, "Black-box generation of adversarial text sequences to evade deep learning classifiers," in *2018 IEEE Security and Privacy Workshops (SPW)*. IEEE, 2018, pp. 50–56.
- [30] M. T. Ribeiro, S. Singh, and C. Guestrin, "Semantically equivalent adversarial rules for debugging nlp models," in *Proceedings of the 56th Annual Meeting of the Association for Computational Linguistics (Volume 1: Long Papers)*, 2018, pp. 856–865.
- [31] M. Iyyer, J. Wieting, K. Gimpel, and L. Zettlemoyer, "Adversarial example generation with syntactically controlled paraphrase networks," in *Proceedings of the 2018 Conference of the North American Chapter of the Association for Computational Linguistics: Human Language Technologies, Volume 1 (Long Papers)*, 2018, pp. 1875–1885.
- [32] Z. Zhao, D. Dua, and S. Singh, "Generating natural adversarial examples," in *International Conference on Learning Representations*, 2018.
- [33] W. C. Gan and H. T. Ng, "Improving the robustness of question answering systems to question paraphrasing," in *Proceedings of the 57th Annual Meeting of the Association for Computational Linguistics*, 2019, pp. 6065–6075.
- [34] Y. Zang, F. Qi, C. Yang, Z. Liu, M. Zhang, Q. Liu, and M. Sun, "Word-level textual adversarial attacking as combinatorial optimization," in *Proceedings of the 58th Annual Meeting of the Association for Computational Linguistics*, 2020, pp. 6066–6080.
- [35] S. Ren, Y. Deng, K. He, and W. Che, "Generating natural language

adversarial examples through probability weighted word saliency,” in *Proceedings of the 57th annual meeting of the association for computational linguistics*, 2019, pp. 1085–1097.

- [36] C. Song and V. Shmatikov, “Fooling ocr systems with adversarial text images,” *arXiv preprint arXiv:1802.05385*, 2018.
- [37] X. Yuan, P. He, X. Lit, and D. Wu, “Adaptive adversarial attack on scene text recognition,” in *IEEE INFOCOM 2020-IEEE Conference on Computer Communications Workshops (INFOCOM WKSHPS)*. IEEE, 2020, pp. 358–363.
- [38] H. Chen, H. Zhang, P.-Y. Chen, J. Yi, and C.-J. Hsieh, “Attacking visual language grounding with adversarial examples: A case study on neural image captioning,” *arXiv preprint arXiv:1712.02051*, 2017.
- [39] X. Xu, X. Chen, C. Liu, A. Rohrbach, T. Darrell, and D. Song, “Fooling vision and language models despite localization and attention mechanism,” in *CVPR*, 2018, pp. 4951–4961.
- [40] H. Shi, J. Mao, T. Xiao, Y. Jiang, and J. Sun, “Learning visually-grounded semantics from contrastive adversarial samples,” in *Proceedings of the 27th International Conference on Computational Linguistics*, 2018, pp. 3715–3727.
- [41] V. Sharma, A. Kalra, S. C. Vaibhav, L. Patel, and L.-P. Morency, “Attend and attack: Attention guided adversarial attacks on visual question answering models,” in *Proc. Conf. Neural Inf. Process. Syst. Workshop Secur. Mach. Learn.*, vol. 4323, 2018.
- [42] J. Morris, E. Lifland, J. Lanchantin, Y. Ji, and Y. Qi, “Reevaluating adversarial examples in natural language,” in *Findings of the Association for Computational Linguistics: EMNLP 2020*. Online: Association for Computational Linguistics, Nov. 2020, pp. 3829–3839. [Online]. Available: <https://www.aclweb.org/anthology/2020.findings-emnlp.341>
- [43] D. Cer, Y. Yang, S.-y. Kong, N. Hua, N. Limtiaco, R. S. John, N. Constant, M. Guajardo-Céspedes, S. Yuan, C. Tar *et al.*, “Universal sentence encoder,” *arXiv preprint arXiv:1803.11175*, 2018.
- [44] G.-C. Kang, J. Park, H. Lee, B.-T. Zhang, and J.-H. Kim, “Reasoning visual dialog with sparse graph learning and knowledge transfer,” in *Findings of the Association for Computational Linguistics: EMNLP 2021*, 2021, pp. 327–339.
- [45] Z. Yu, J. Yu, Y. Cui, D. Tao, and Q. Tian, “Deep modular co-attention networks for visual question answering,” in *Proceedings of the IEEE/CVF Conference on Computer Vision and Pattern Recognition*, 2019, pp. 6281–6290.
- [46] N. Mrkšić, D. O’Séaghdha, B. Thomson, M. Gašić, L. Rojas-Barahona, P.-H. Su, D. Vandyke, T.-H. Wen, and S. Young, “Counter-fitting word vectors to linguistic constraints,” in *Proceedings of NAACL-HLT*, 2016, pp. 142–148.
- [47] X. Yu, H. Zhang, Y. Song, Y. Song, and C. Zhang, “What you see is what you get: Visual pronoun coreference resolution in dialogues,” in *Proceedings of the 2019 Conference on Empirical Methods in Natural Language Processing and the 9th International Joint Conference on Natural Language Processing (EMNLP-IJCNLP)*. Hong Kong, China: Association for Computational Linguistics, Nov. 2019, pp. 5123–5132. [Online]. Available: <https://www.aclweb.org/anthology/D19-1516>
- [48] M. Li and M.-F. Moens, “Modeling coreference relations in visual dialog,” in *Proceedings of the 16th Conference of the European Chapter of the Association for Computational Linguistics: Main Volume*. Online: Association for Computational Linguistics, Apr. 2021, pp. 3306–3318. [Online]. Available: <https://www.aclweb.org/anthology/2021.eacl-main.290>
- [49] D. Massiceti, P. Dokania, N. Siddharth, and P. Torr, “Visual dialogue without vision or dialogue,” in *Proceedings of the NeurIPS Workshop on Critiquing and Correcting Trends in Machine Learning*, 2018.
- [50] S. Kottur, R. Vedantam, J. M. Moura, and D. Parikh, “Visual word2vec (vis-w2v): Learning visually grounded word embeddings using abstract scenes,” in *Proceedings of the IEEE Conference on Computer Vision and Pattern Recognition*, 2016, pp. 4985–4994.
- [51] M. Gardner, Y. Artzi, V. Basmov, J. Berant, B. Bogin, S. Chen, P. Dasigi, D. Dua, Y. Elazar, A. Gottumukkala, N. Gupta, H. Hajishirzi, G. Ilharco, D. Khashabi, K. Lin, J. Liu, N. F. Liu, P. Mulcaire, Q. Ning, S. Singh, N. A. Smith, S. Subramanian, R. Tsarfaty, E. Wallace, A. Zhang, and B. Zhou, “Evaluating models’ local decision boundaries via contrast sets,” in *Findings of the Association for Computational Linguistics: EMNLP 2020*. Online: Association for Computational Linguistics, Nov. 2020, pp. 1307–1323. [Online]. Available: <https://www.aclweb.org/anthology/2020.findings-emnlp.117>

APPENDIX

A. Full Table of Question Attack

We show the full table of question attack results including R@10 in Table IX as supplement of Table I.

B. Detailed Results for Ablation Study

We list the full tables of ablation study in Table X, Table XI, Table XII and Table XIII, as supplement Table IV, Table V, Table VI, Table VII respectively.

Question Attack													
	Orig.R@1	Aft.R@1 Δ	Orig.R@5	Aft.R@5 Δ	Orig.R@10	Aft.R@10 Δ	Orig.NDCG	Aft.NDCG Δ	Orig.MRR Δ	Aft.MRR	Pert.	S.S.	Quer.
BertAttack													
MCA-I	46.6	38.2 [-18.0]	76.3	62.7 [-17.8]	86.6	74.1 [-14.4]	61.5	54.9 [-10.7]	60.0	47.7 [-20.5]	16.7	74.4	5.2
MCA-H	45.9	40.0 [-12.9]	76.8	67.3 [-12.4]	86.8	76.6 [-11.8]	52.2	48.4 [-7.3]	60.0	51.1 [-14.8]	16.7	75.4	5.2
MCA-I-HGQ	50.8	45.6 [-10.2]	81.7	71.4 [-12.6]	90.2	80.3 [-11.0]	60.0	55.2 [-8.0]	64.3	55.6 [-13.5]	17.1	74.1	5.2
MCA-I-VGH	48.6	43.3 [-10.9]	78.7	68.0 [-13.6]	88.6	78.4 [-11.5]	62.6	57.3 [-8.5]	62.2	53.3 [-14.3]	16.7	74.3	5.2
MCA-I-H	50.0	45.2 [-9.6]	81.4	69.5 [-14.6]	90.8	80.0 [-11.9]	59.6	54.6 [-8.4]	63.8	54.6 [-14.4]	16.7	74.8	5.2
RvA	49.9	43.9 [-12.0]	82.2	72.2 [-12.2]	91.1	82.6 [-9.3]	56.3	50.9 [-9.6]	64.2	54.5 [-15.1]	17.0	74.4	5.2
P1	48.8	43.5 [-10.9]	80.2	69.2 [-13.7]	89.7	80.7 [-10.0]	60.0	54.2 [-9.7]	62.9	54.1 [-14.0]	17.4	74.2	5.2
P1+P2	41.9	37.1 [-11.5]	66.9	57.8 [-13.6]	80.2	71.1 [-11.3]	73.4	67.9 [-7.5]	54.0	46.2 [-14.4]	17.0	73.7	5.2
SLG	49.1	43.9 [-10.6]	81.1	72.1 [-11.1]	90.4	81.2 [-10.2]	63.4	58.4 [-7.9]	63.4	55.0 [-13.2]	17.5	73.4	5.2
SLG+KT	48.7	42.6 [-12.5]	71.3	60.8 [-14.7]	83.4	74.4 [-10.8]	74.5	68.2 [-8.5]	59.9	50.3 [-16.0]	17.3	74.6	5.2
TextFooler													
MCA-I	46.6	36.1 [-22.5]	76.3	63.9 [-16.3]	86.6	74.9 [-13.5]	61.5	53.9 [-12.4]	60.0	47.1 [-20.5]	16.8	74.4	19.7
MCA-H	45.9	39.1 [-14.8]	76.8	68.5 [-10.8]	86.8	78.3 [-9.8]	52.2	48.0 [-8.0]	60.0	51.1 [-14.8]	17.1	74.6	19.7
MCA-I-HGQ	50.8	44.2 [-13.0]	81.7	71.6 [-12.4]	90.2	81.2 [-10.0]	60.0	54.4 [-9.3]	64.3	54.8 [-14.8]	17.0	74.4	19.9
MCA-I-VGH	48.6	41.5 [-14.6]	78.7	68.2 [-13.3]	88.6	78.9 [-10.9]	62.6	56.5 [-9.7]	62.2	52.3 [-15.9]	16.5	74.4	19.8
MCA-I-H	50.0	43.1 [-13.8]	81.4	71.2 [-12.5]	90.8	81.3 [-10.5]	59.6	53.7 [-9.9]	63.8	54.0 [-15.4]	16.9	74.7	19.8
RvA	49.9	43.6 [-12.6]	82.2	73.2 [-10.9]	91.1	84.2 [-7.6]	56.3	50.2 [-10.8]	64.2	55.3 [-13.9]	16.9	74.9	19.9
P1	48.8	42.6 [-12.7]	80.2	71.1 [-11.3]	89.7	82.2 [-8.4]	60.0	53.5 [-10.8]	62.9	54.4 [-13.5]	17.3	74.3	20.1
P1+P2	41.9	35.8 [-14.6]	66.9	56.9 [-14.9]	80.2	71.8 [-10.5]	73.4	66.9 [-8.9]	54.0	45.1 [-16.5]	17.1	73.7	19.8
SLG	49.1	43.1 [-12.2]	81.1	73.4 [-9.5]	90.4	82.7 [-8.5]	63.4	57.8 [-8.8]	63.4	55.3 [-12.8]	17.3	74.2	19.9
SLG+KT	48.7	41.6 [-14.6]	71.3	59.7 [-16.3]	83.4	74.9 [-10.2]	74.5	67.6 [-9.3]	59.9	49.8 [-16.9]	17.1	74.6	19.9

TABLE IX

COMPARISON OF PERFORMANCE BEFORE ATTACKING QUESTION (ORIG.) AND AFTER (AFT.) ON DIFFERENT VISDIAL MODELS. IN ADDITION TO STANDARD METRICS, WE MEASURE THE PERTURBED WORD PERCENTAGE (PERT.), SEMANTIC SIMILARITY (S.S) AND THE NUMBER OF QUERIES (QUER.) TO ASSESS BERTATTACK VS. TEXTFOOLER. THE *relative* PERFORMANCE DROP IS LISTED AS Δ . HIGHLIGHTS INDICATE THE **LEAST ROBUST** AND **MOST ROBUST** MODEL, SUPPLEMENT OF TABLE I.

	Orig.R@1	Aft.R@1	Orig.R@5	Aft.R@5	Orig.R@10	Aft.R@10	Orig.NDCG	Aft.NDCG	Orig.MRR	Aft.MRR	Pert.	S.S.	Quer.
Random		46.2		71.7		81.4		56.0		55.9	17.0	73.4	5.2
Ours	50.0	45.2	81.4	69.5	90.8	80.0	59.6	54.6	63.8	54.6	16.7	74.8	5.2

TABLE X

EFFECT OF VULNERABLE WORD ATTACK (FULL TABLE) ON MCA-I-H MODEL WITH BERTATTACK, SUPPLEMENT OF TABLE IV.

	Orig.R@1	Aft.R@1	Orig.R@5	Aft.R@5	Orig.R@10	Aft.R@10	Orig.NDCG	Aft.NDCG	Orig.MRR	Aft.MRR	Pert.	S.S.	Quer.
All		43.7		73.3		84.3		54.1		57.2	16.7	74.4	6.1
Ours	50.0	45.2	81.4	69.5	90.8	80.0	59.6	54.6	63.8	54.6	16.7	74.8	5.2

TABLE XI

EFFECT OF STOP WORDS SET (FULL TABLE) ON MCA-I-H MODEL WITH BERTATTACK, SUPPLEMENT OF TABLE V.

ε	Orig.R@1	Aft.R@1	Orig.R@5	Aft.R@5	Orig.R@10	Aft.R@10	Orig.NDCG	Aft.NDCG	Orig.MRR	Aft.MRR	Pert.	S.S.	Quer.
0.7		47.0		69.2		79.4		55.6		54.1	16.1	82.0	5.8
0.5		45.2		69.5		80.0		54.6		54.6	16.7	74.8	5.2
0.3	50.0	44.6	81.4	69.5	90.8	79.9	59.6	54.1	63.8	54.8	16.9	71.8	5.1
0.1		44.6		69.5		80.0		53.9		54.8	17.1	70.9	5.1

TABLE XII

EFFECT OF SEMANTIC SIMILARITY THRESHOLD ε (FULL TABLE) ON MCA-I-H MODEL WITH BERTATTACK, SUPPLEMENT OF TABLE VI.

	Orig.R@1	Aft.R@1	Orig.R@5	Aft.R@5	Orig.R@10	Aft.R@10	Orig.NDCG	Aft.NDCG	Orig.MRR	Aft.MRR	Pert.	S.S.	Quer.
Raw Attack			44.2	69.8		80.2		53.7		54.9	17.4	70.3	4.9
+POS			44.5	69.5		80.0		53.8		54.8	17.1	70.3	5.1
+POS+S.S.(0.5)	50.0		45.2	69.5	90.8	80.0	59.6	54.6	63.8	54.6	16.7	74.8	5.2
+POS+S.S.(0.5)+Gram.			45.4	70.9		81.2		55.9		55.1	13.0	71.4	5.2

TABLE XIII

EFFECT OF DIFFERENT CONSTRAINTS FOR ADVERSARIAL ATTACK (FULL TABLE) ON MCA-I-H MODEL WITH BERTATTACK, SUPPLEMENT OF TABLE VII.