
SWISS GERMAN SPEECH TO TEXT EVALUATION

A PREPRINT

Yanick Schraner, Christian Scheller, Michel Plüss, Manfred Vogel
University of Applied Sciences and Arts Northwestern Switzerland

ABSTRACT

We present an in-depth evaluation of four commercially available Speech-to-Text (STT) systems for Swiss German. The systems are anonymized and referred to as system a-d in this report. We compare the four systems to our STT model, referred to as FHNW from hereon after, and provide details on how we trained our model. To evaluate the models, we use two STT datasets from different domains. The Swiss Parliament Corpus (SPC) test set and a private dataset in the news domain with an even distribution across seven dialect regions. We provide a detailed error analysis to detect the three systems' strengths and weaknesses. This analysis is limited by the characteristics of the two test sets. Our model scored the highest bilingual evaluation understudy (BLEU) on both datasets. On the SPC test set, we obtain a BLEU score of 0.607, whereas the best commercial system reaches a BLEU score of 0.509. On our private test set, we obtain a BLEU score of 0.722 and the best commercial system a BLEU score of 0.568.

Keywords Speech to Text · System Evaluation · Speech Translation · Swiss German

1 Introduction

We present an in-depth evaluation of four commercially available Automatic Speech Recognition (ASR) systems for Swiss German. We compare the four systems to our ASR model and provide details on how we trained our model. To evaluate the models, we use two ASR datasets from different domains. The Swiss Parliament Corpus (SPC) Plüss et al. [2021a] test set and a private dataset in the news domain with an even distribution across seven dialect regions. We provide a detailed error analysis to detect the three systems' strengths and weaknesses. This analysis is limited by the characteristics of the two test sets. Our model scored the highest bilingual evaluation understudy (BLEU) on both datasets. On the SPC test set, we obtain a BLEU score of 0.607, whereas the best commercial system reaches a BLEU score of 0.509. On our private test set, we obtain a BLEU score of 0.722 and the best commercial system a BLEU score of 0.568.

Swiss German is a family of German dialects spoken by around five million people in Switzerland. It differs from Standard German regarding phonetics, vocabulary, morphology, and syntax and is primarily a spoken language. While it is also used in writing, particularly in informal text messages, it lacks a standardized orthography. This leads to difficulties for automated text processing due to spelling ambiguities and huge vocabulary size. Therefore, it is often preferable to work with Standard German text, for which automated processing tools exist in abundance. The main challenge is that Swiss German is not a unified language but a collection of dialects, which sometimes differ significantly in phonetics, grammar, and vocabulary. The immense vocabulary makes it hard to create a Swiss German ASR system. Due to these reasons, Swiss German is a low-resource language. One way to tackle Swiss German ASR is an end-to-end Swiss German speech to Standard German text approach. This can be viewed as a speech translation (ST) task with similar source and target languages. To our knowledge, three public datasets with Swiss German audio and Standard German transcripts are available. The Radio Rottu Oberwallis dataset Garner et al. [2014] and the SwissDial dataset Dogan-Schönberger et al. [2021] combined consist of 28 hours of audio with clean labels. The Swiss Parliaments Corpus (SPC) Plüss et al. [2021a] consists of 293 hours of audio with noisy labels. In contrast, speech recordings with approximate transcripts are available in large amounts (e.g. recorded parliament sessions Plüss et al. [2021b]). In addition to the word error rate (WER), we report the BLEU Papineni et al. [2002] score as this is common in ST tasks.

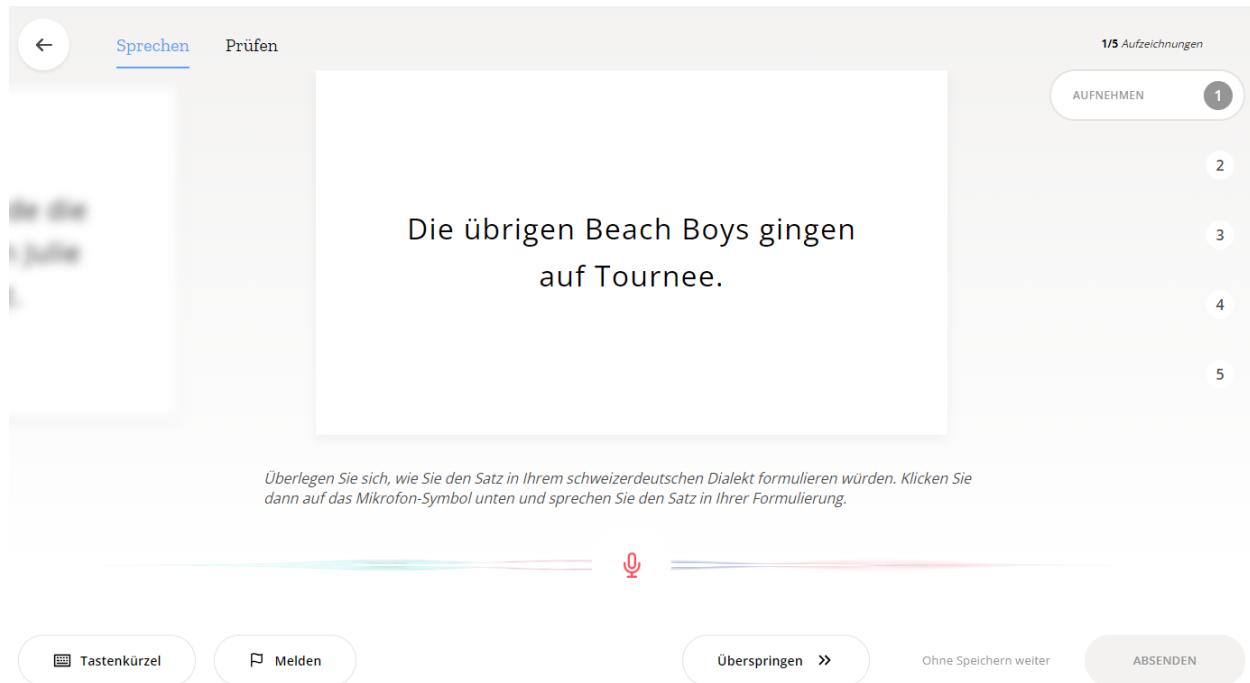


Figure 1: Recording step in our tool. "Die übrigen Beach Boys gingen auf Tournee." is the sentence to be recorded.

The main contribution of this research is a comparison between four commercially available ASR systems and our ASR model. We evaluate the systems on a corpus, speaker, and dialect level. In addition, we analyze the performance of sentences containing named entities. For our ASR system, we perform an out-of-vocabulary analysis. We use two different test sets. The SPC test set contains 6 hours of parliament speeches in the Bernese dialect. The private test set contains 35 hours read news sentences in seven different dialects. Each dialect contains 5 hours of audio recorded using the same sentences. In section 2 we provide a detailed explanation how we collected the private test set. The characteristics of the two test corpora are provided in section 3. We provide a description of our own model in section 4 and the actual evaluation is done in section 5.

2 Data Collection

Our data collection tool is based on the Common Voice platform Ardila et al. [2020]. We adapted the annotation guidelines to the particular case of Swiss German. We use the original platform recording step see Figure 1. The validation of the speakers is done manually. We presented Standard German sentences from Swiss newspapers covering diverse topics and Switzerland-specific named entities for the recording step. They were then asked to translate each sentence into their Swiss German dialect and record it. For the validation step, we validate ten random utterances per speaker for correctness, completeness, and general good recording quality. If more than 8 out of 10 recordings per speaker were valid, then we accept all audios of that speaker.

The goal was to create a corpus with 5 hours for each of the seven dialect regions. For each dialect region, we collect recordings of the same 3'602 sentences. To achieve this goal, we recruited participants with an equal gender and age distribution among the participants and the same number of speakers for each dialect region. As some dialect regions are less populated, some speakers recorded more utterances than others.

2.1 Sentence Selection

The sentences used for the recordings were derived from Swiss newspapers and transcribed Swiss Parliament speeches. We used newspaper articles from all categories from the past five years. As the speakers' task consisted of translating the sentences from Standard German to Swiss German, not just reading them, we expected the speakers' cognitive effort to be larger, hence the error probability to be higher. Keeping this in mind, we carefully selected sentences to

ensure lexical diversity and reduce sentence complexity. To this end, we selected only sentences between 5 and 12 tokens long. We applied the following filtering criteria:

- Exclude sentences containing tokens that occur less than 1000 times per billion words. We use the Exquisite Corpus¹ to compute the word frequencies.
- Exclude sentences with a large number of rare words having an average word frequency below 10'000 per billion words.
- We removed sentences with dates and numbers with more than three digits. This is to reduce inconsistencies in how speakers read or translate the prompts.
- Sentences containing citations, e-mail addresses, hashtags, and phrases in brackets are also removed.
- We kept only complete sentences. We used simple heuristics to remove incomplete sentences. For instance, each sentence begins with an uppercase letter or a digit, and a sentence should contain at least one noun, pronoun, or proper noun and one verb.
- Sentences that are present in one of our internal Speech-to-Text datasets.

The final set of prompts contains 3'602 sentences. Our tool samples newspaper sentences in 80% of cases, and in 20% of cases, it samples from the German Common Voice pool.

2.2 Recording Tool

We made two adaptations to the original Common Voice Ardila et al. [2020] platform. First, we added the possibility for the participants to specify the zip code of origin of their dialect². This allows us to investigate dialects in different granularity levels: coarse dialect regions, cantons, fine-grained dialect regions, and even individual municipalities. Additional demographic information such as age and gender selection is already available in Common Voice. Second, we adapt the annotation guidelines to cover the particular case of Swiss German. The annotation is performed in two steps: a recording step and a validation step.

Step 1: Recording. During the recording step, depicted in Figure 1, the participant is shown a Standard German sentence and asked to translate it into Swiss German speech. Sentences are recorded in packages of 5 and can be skipped or reported if necessary. One crucial point for our Swiss German speech to Standard German text use case is the inherent translation step the participant has to do before recording. For example, the participant is presented with the following Standard German sentence: "*Robben verstand dies wie viele andere Spieler nicht.*". The participant should then think about how he or she would formulate this sentence in his or her Swiss German dialect, e.g. "*De Robben het das wie vieli anderi Spieler nid verstande.*", before actually recording the Swiss German version. This can include vocabulary as well as grammar changes, such as changing the past tense from Standard German "*verstand*" to Swiss German "*het (...) verstande*", which is necessary because the imperfect tense does not exist in Swiss German, where the perfect tense is used instead. We display an explanation popup with examples before the first recording to clarify this to participants. We also display a short explanation below the sentence to be recorded (see Figure 1).

Step 2: Validation. We manually evaluated ten sentences per user. If more than 8 out of 10 recordings per speaker were found valid, then we flag the speaker as valid. Otherwise, we exchange that speaker with a new one.

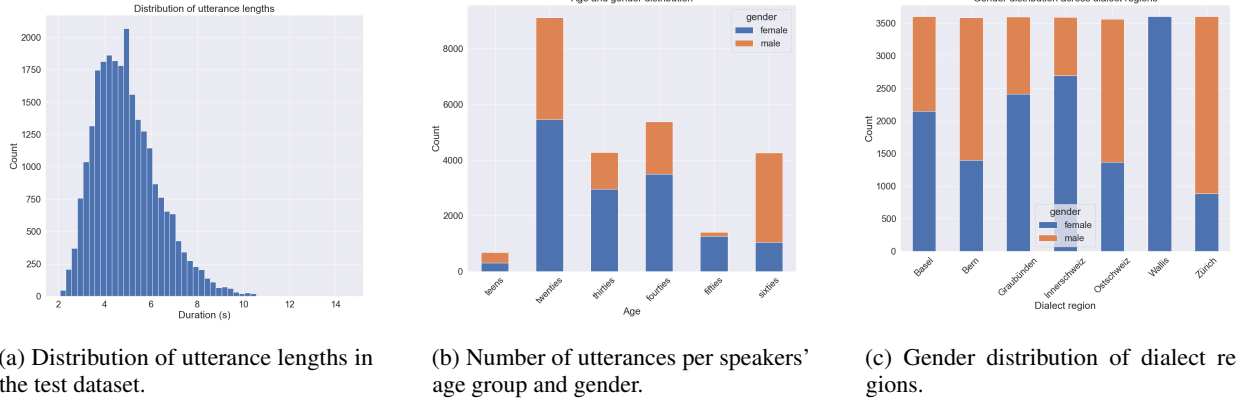
3 Evaluation Data

3.1 Private Test Corpus

The private test corpus contains in total 25'144 utterances. On average, an utterance is 4.9 seconds long with a standard deviation of 1.4 seconds. The shortest and longest utterances are 2 and 14.6 seconds long, respectively. In Figure 2a we display the utterance length distribution. In total we have 35 hours of evaluation data. The evaluation corpus contains an equal amount of utterances for each of the following seven speech regions in Switzerland: Basel, Bern, Graubünden, Innerschweiz, Ostschweiz, Wallis and Zürich. Therefore, we the evaluation corpus contains 5 hours of audio per region. Each speech region contains the same 3'602 sentences to ensure an equal vocabulary when comparing the performance on different dialects.

¹<https://github.com/LuminosoInsight/exquisite-corpus>

²The origin of a participant's dialect could, for example, be the place where he or she grew up and/or went to school. The specified zip code is not to be confused with the current place of residence, which would not allow reliable inference of a participant's dialect.



(a) Distribution of utterance lengths in the test dataset.

(b) Number of utterances per speakers' age group and gender.

(c) Gender distribution of dialect regions.

Out of 76 speakers, 36 are male and 40 are female. We display the age and gender distribution over the recorded utterances in Figure 2b. The dialect region Wallis contains only female speakers because, during our recruitment phase, we could not recruit any male speakers from Wallis.

3.2 SPC Test Corpus

The test set of the Swiss Parliament Corpus Plüss et al. [2021a] contains in total 3'332 utterances of 26 different speakers. On average, an utterance is 6.5 seconds long with a standard deviation of 3.2 seconds. The shortest and longest utterances are 1 and 15 seconds long, respectively. In Figure 3 we display the utterance length distribution. In total, we have 6 hours of evaluation data. On average each speaker voiced 128.2 utterances with a standard deviation of 82.8 utterances. The lowest and highest number of voiced utterances per speaker are 2 and 270, respectively. We do not have metadata for the speakers' gender, age, and dialect region. However, the corpus is based on speeches at the Bernese cantonal parliament. Therefore almost all of the utterances are in the Bernese dialect. The recordings in the SPC dataset have a generally higher amount of background noise compared to our private test set.

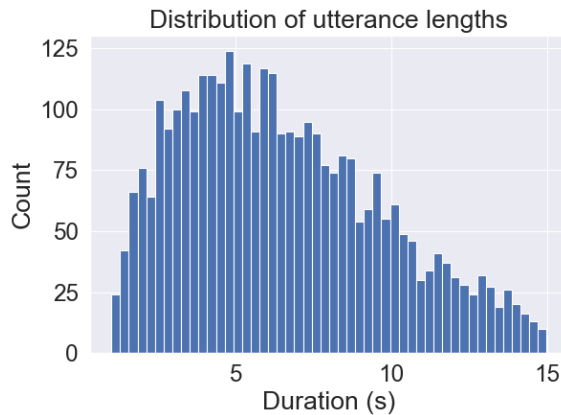


Figure 3: Distribution of utterance lengths in the SPC test set.

4 Model

Our model is based on the XLS-R 1B model Babu et al. [2021] that was pre-trained on 436K hours of unlabeled speech data covering more than 128 languages. This model is publicly available³. Swiss German was not part of the training data. XLS-R Wav2vec models consist of a convolutional feature encoder, followed by a stack of transformer blocks. Details of the architecture configurations can be found in Babu et al. [2021]. For the finetuning on swiss german data, we followed the procedure and hyper-parameters described by the authors. For the finetuning of the XLS-R 1B model

³<https://github.com/pytorch/fairseq/tree/main/examples/wav2vec/xlsr>

System	Overall		Basel		Bern		Graubünden		Innerschweiz		Ostschweiz		Wallis		Zürich	
	WER	BLEU	WER	BLEU	WER	BLEU	WER	BLEU	WER	BLEU	WER	BLEU	WER	BLEU	WER	BLEU
System a	30.15%	0.545	29.99%	0.540	34.83%	0.498	28.72%	0.561	26.92%	0.583	31.33%	0.540	31.56%	0.514	27.70%	0.575
System b	27.91%	0.542	29.47%	0.520	28.75%	0.539	25.79%	0.555	24.52%	0.583	28.10%	0.545	34.38%	0.462	24.36%	0.593
System c	27.26%	0.568	28.35%	0.554	31.49%	0.526	24.71%	0.600	24.21%	0.603	26.70%	0.576	30.42%	0.524	24.94%	0.600
System d	27.23%	0.558	28.58%	0.532	28.72%	0.557	24.96%	0.576	23.63%	0.600	26.76%	0.565	32.76%	0.491	24.85%	0.587
FHNW XLS-R	15.32%	0.722	16.30%	0.702	15.74%	0.719	14.32%	0.736	13.26%	0.753	16.45%	0.710	17.75%	0.684	13.41%	0.749
FHNW Transformer	19.19%	0.682	21.24%	0.663	20.96%	0.654	17.29%	0.703	16.37%	0.722	18.58%	0.688	22.64%	0.636	17.30%	0.708

Table 1: Overall and per dialect region performance on the private test.

we use following datasets: SDS-200 Plüss et al. [2022], SPC Plüss et al. [2021a] and SwissDial Dogan-Schönberger et al. [2021].

We use KenLM Heafield [2011] to train 4-gram language models. We combined europarl Koehn [2005], news-crawl 2019 Barrault et al. [2019], parlspreech v2 Rauh and Schwalbach [2020], and SPC-public and SPC-private train texts to obtain a total of 67 Million German sentences. The language model is used during decoding with a beam width of 200.

We trained and evaluated an additional model for our private test set that does not rely on unsupervised training data. Training such a model allows us to compare a model that heavily uses unsupervised learning on an enormous data set to a simple supervised learning approach. This model is trained on following datasets: SDS-200, SPC, SwissDial, and Commonvoice German. We employed Transformer Vaswani et al. [2017] based models implemented in the FAIRSEQ S2T library Ott et al. [2019], Wang et al. [2020]. These models consist of a two-layer convolutional subsampler followed by a Transformer network with 12 encoder layers and six decoder layers. We employed eight attention heads for the Transformer network, an embedding dimension size of 512, and a dropout rate of 0.15. We used the default model hyper-parameters and learning rate schedules provided by the library without any task-specific tuning. This model is denoted as FHNW Transformer in the evaluation section.

Instead of a KenLM language model, we train a Transformer-based language model (LM) with 12 decoder layers, 16 attention heads, an embedding dimension of 512, and a fully connected layer with 1024 units. The LM is trained on the same 67M Standard German sentences as the KenLM model. We use a beam width of 60 during decoding.

5 Evaluation

We split the evaluation into two subsections, one for each test corpus. We report the BLEU score and WER on a corpus level. Additionally, we analyze the influence of named entities on the BLEU score. We report sentences and speakers with low scores across the five tested ASR systems. For our private test set, we use the available metadata to report the metrics on a dialect, age, and gender level to measure the influence of those variables. To calculate the WER and BLEU score we normalized the outputs of the various ASR systems to a common vocabulary.

5.1 Private Test Set

In Table 1 we report the BLEU score and WER of system a-d and our systems (called FHNW XLS-R and FHNW Transformer) on a corpus and dialect level. Our models are described in Section 4. System b-d have a very similar overall WER and BLEU score System a has the highest WER of all five ASR models. Our model has almost half the word error rate and a 15 points higher BLEU score than the second-best system. The performance on a dialect region level for all ASR systems is similar relative to the overall performance. The Innerschweiz dialect region is the easiest dialect, whereas the Wallis dialect is the most difficult one. Especially System b and d have a hard time with this dialect. This is surprising as our model is trained with the most training data for the Bern and Zürich dialect region. We have 10 and 45 times more training data for Zürich and Bern dialect regions than Innerschweiz.

We see that unsupervised learning on 436K hours improves the scores when comparing our XLS-R-based model to the transformer baseline model. The differences across the various dialects for both models behave very similarly. We conclude that the reason for the different performance levels lies in the (finetuning) training and test data and does not stem from the transfer learning happening when finetuning a large XLS-R model to Swiss German.

To assess the influence of sentences containing named entities such as organization names and locations, we calculate the BLEU score on sentences containing such named entities. We use spaCy to detect named entities in our test set. Our private test set contains 7'148 sentences with named entities. In Table 2 we report the BLEU score on sentences containing named entities. The reported averages are macro-average precisions, whereas the corpus level statistics are micro-average precisions. Therefore those averages can not be compared directly. The overall performance of all systems drops by about 10 BLEU points. Sentences containing person names are tricky, whereas organizations and locations seem more accessible.

System	Overall	Organisation	Person	Location	Miscellaneous
System a	0.456	0.433	0.398	0.489	0.471
System b	0.426	0.402	0.371	0.445	0.434
System c	0.453	0.432	0.389	0.487	0.469
System d	0.446	0.423	0.393	0.476	0.461
FHNW XLS-R	0.614	0.657	0.514	0.657	0.596
FHNW Transformer	0.591	0.626	0.510	0.652	0.555

Table 2: BLEU score of sentences containing named entities in the private test set. The column "overall" provides the overall BLEU score regardless of the named entity type, whereas the other columns detail the results for the different named entity types.

System	Avg. BLEU	std	min	max
System a	0.483	0.023	0.441	0.547
System b	0.475	0.038	0.389	0.571
System c	0.484	0.021	0.420	0.530
System d	0.478	0.032	0.422	0.571
FHNW XLS-R	0.657	0.072	0.497	0.785
FHNW Transformer	0.614	0.089	0.403	0.755

Table 3: Per speaker macro-average BLEU score statistics on the private test set. For each speaker we calculate the average BLEU score and calculate the average, standard deviation, minimum and maximum average BLEU over all speakers.

We see similar characteristics of our XLS-R-based model and transformer-based model on sentences containing named entities.

In Table 3 we report the per speaker BLEU score statistics. The reported averages are macro-average precisions, whereas the corpus level statistics are micro-average precisions. Therefore those averages can not be compared directly. For each speaker, we calculate his average BLEU score. In the second and third columns, we report the mean and standard deviation over all the speakers' average BLEU scores. In the last two columns, we report the average BLEU score of the speaker with the lowest or highest average BLEU score. We see that our system is sensitive to individual speakers. The average BLEU score across the speakers has a standard deviation of 7.2 BLEU points. Systems a and c are the most stable ones across the speakers. A manual inspection showed that speakers with a low BLEU score in our ASR system could have a higher BLEU score on other systems, even though we have an overall higher BLEU score.

In Table 4 we report the per gender BLEU score statistics. The reported averages are macro-average precisions, whereas the corpus level statistics are micro-average precisions. Therefore those averages can not be compared directly. The performance on male and female voices does not depend on the gender for System a and c. In case of the other systems we see a 1 BLEU point difference between male and female voices which is negligible.

In Table 5 we report the per age BLEU score statistics. The reported averages are macro-average precisions, whereas the corpus level statistics are micro-average precisions. Therefore those averages can not be compared directly. There is no clear trend visible in the results. For some systems c and d, the BLEU score is the highest on teen voices. System a and our models reach the highest BLEU scores in the fifties age. System b, on the other hand, System B obtains its

System	male BLEU	female BLEU
System a	0.484	0.485
System b	0.483	0.468
System c	0.485	0.484
System d	0.471	0.481
FHNW XLS-R	0.661	0.659
FHNW Transformer	0.614	0.622

Table 4: Per gender macro-average BLEU scores on the private test set.

System	teens	twenties	thirties	fourties	fifties	sixties
System a	0.482	0.486	0.479	0.477	0.509	0.489
System b	0.441	0.464	0.496	0.469	0.471	0.489
System c	0.514	0.483	0.492	0.479	0.469	0.486
System d	0.510	0.470	0.490	0.471	0.487	0.475
FHNW XLS-R	0.685	0.654	0.679	0.638	0.700	0.664
FHNW Transformer	0.641	0.601	0.659	0.601	0.665	0.617

Table 5: Per age group macro-average BLEU scores on the private test set.

System	WER	BLEU
System a	n/a	n/a
System b	n/a	n/a
System c	36.46%	0.460
System d	33.44%	0.509
FHNW XLS-R	23.65%	0.607

Table 6: WER and BLEU score on the SPC test set.

highest BLEU score in the twenties. We conclude that the difficulties for an ASR system on our private test set are balanced across the different age groups.

5.2 Swiss Parliament Corpus

The data in the SPC corpus is not annotated with gender, age, and dialect data. At the time of testing, systems a and b were no longer available. We did not evaluate our transformer based model on the SPC corpus as there was no systematic difference measurable between this model and our XLS-R-based model apart from a overall lower BLEU score. Therefore the analysis of this test set is limited.

In Table 6 we display the overall BLEU score and WER on the SPC test set for all evaluated systems. On our private test set system c achieved a higher a 1% BLEU score than system d. On the SPC test set system d clearly outperforms system c by 4 BLEU points and a 3% lower WER. Again our XLS-R-based model has the lowest WER and highest BLEU score.

In Table 7 we repeat our named entity analysis on the SPC test set. System d shows a significant higher BLEU score than system c on all named entity types. Sentences containing person names are the most challenging ones leading to an overall lower BLEU score for all systems.

System	Overall	Organisation	Person	Location	Miscellaneous
System a	n/a	n/a	n/a	n/a	n/a
System b	n/a	n/a	n/a	n/a	n/a
System c	0.416	0.427	0.337	0.405	0.440
System d	0.476	0.491	0.415	0.468	0.485
FHNW XLS-R	0.573	0.607	0.469	0.559	0.577

Table 7: BLEU score of sentences containing named entities in the SPC test set. The column "overall" provides the overall BLEU score regardless of the named entity type, whereas the other columns detail the results for the different named entity types.

Ground Truth	System a	System b	System c	System d	FHNW XLS-R
Darauf zeigte A.M. ihn an.	da drauf hat a punkt m punkt in angezeigt	darauf hat der a punkt n punkt ihn angezeigt	da daruf hat a punk m punkt in angezeigt	darauf hat der a punkt n punkt ihn angezeigt	darauf zeigte er an
	daraufhin hat der angezeigt	daraufhin hat der ami angezeigt	daraufhin hat der angezeigt	daraufhin hat der ami angezeigt	daraufhin zeigte ihn an
Last but not least	last but not least last but not least last but not least	lasst not liest la parmar liest last gleist	last but not least last but not least last but not least	lasst not liest la parmar liest last gleist	last but not least das bad ist das bad noch die liste
Für die Fraktion FDP wäre eine Dereglamentierung wünschenswert und nicht umgekehrt.	für die fraktion fdp wäre die reglementierung wünschenswert und nicht umgekehrt	für die fraktion fdp wäre die reglementierung wünschenswert und nicht umgekehrt	für die fraktion fdp wäre die reglementierung wünschenswert und nicht umgekehrt	für die fraktion fdp wäre die reglementierung wünschenswert und nicht umgekehrt	für die fraktion fdp wäre diese reglementierung wünschenswert und nicht umgekehrt
	für die fraktion fdp wäre eine die reglementierung wünschenswert und nicht umgekehrt	für die fraktion fdp wäre eine reglementierung wünschenswert und nicht umgekehrt	für die fraktion fdp wäre eine die reglementierung wünschenswert und nicht umgekehrt	für die fraktion fdp wäre eine reglementierung wünschenswert und nicht umgekehrt	für die fraktion fdp wäre eine dereglamentierung wünschenswert und nicht umgekehrt

Table 8: Example sentences of the private test set across the five systems.

5.3 Example sentences

In Table 8 we list the transcripts produced by the different ASR systems for three example sentences. We list the German sentence in the column ground truth. We have seven audios in the test corpus for each sentence, one for each dialect region. We list two or three produced transcripts for each system in the other columns.

The first example contains an abbreviated name (A. M.). Some of the recruited speakers voiced the abbreviation’s punctuation while others did not. Systems a-d correctly transcribed the punctuation but will be punished by the BLEU and WER calculation as they are not part of the ground truth. In that specific example system, a-d created more accurate transcripts than our model. All systems fail to transcribe A. M., when the speaker did not voice the punctuation.

The second example contains the English saying "last but not least", which is also common in Switzerland. Systems a and c can create the correct English transcript. Our model produced the correct transcript in one case, and systems b and d failed on all utterances.

The third example contains a common named entity (FDP; a swiss political party also existing under the same name in Germany.) in a long sentence. The first recording of this example is wrong. The speaker read "Reglementierung" instead of "Dereglamentierung"; therefore, the transcript of all systems is perfect. In the second recording, the speaker said "Dereglamentierung" but all except our system failed to produce this antonym. System a and c transcribed "die Reglementierung" instead and system b and d ignored it producing "Reglementierung".

6 Conclusion

Our private test set allows us to evaluate ASR systems on the seven most prominent Swiss dialects. Some dialects are closer to standard German than others. We would have estimated that ASR systems obtain higher scores on dialects closer to Standard German, but this is not the case. For example, we obtain the highest BLEU score on the dialect region Innerschweiz with all evaluated ASR systems, except for system b. This dialect region includes very strong dialects from rural regions. It is more difficult to recruit speakers from rural regions than townspeople, which often speak a less pronounced dialect. We assume that we failed to obtain enough speech data from rural regions to perform a

more meaningful evaluation, even though we collected a large test corpus with the same amount of speech data for all seven dialect regions. This will be assessed in-depth in future work.

Our system performs significantly better on the two test sets. We evaluate all systems on two domains: parliament speeches and read-out news sentences. System d obtained higher BLEU scores on parliament speech data than system c and performed on par on read-out news data. The characteristics of the two test corpora are similar in that both are short audios on a sentence level with a limited amount of background noise.

This analysis shows that our model trained on publicly available data can outperform all other systems significantly in this particular setting. It is left to future work to evaluate the systems on a more general ASR setting containing free speech, longer audios, dialogues, and more background noise.

References

- Michel Plüss, Lukas Neukom, Christian Scheller, and Manfred Vogel. Swiss parliaments corpus, an automatically aligned swiss german speech to standard german text corpus. In *Proceedings of the Swiss Text Analytics Conference 2021*, 2021a.
- Philip Garner, David Imseng, and Thomas Meyer. Automatic speech recognition and translation of a swiss german dialect: Walliserdeutsch. In *Proc. Interspeech 2014*, 2014.
- Pelin Dogan-Schönberger, Julian Mäder, and Thomas Hofmann. Swisssdial: Parallel multidialectal corpus of spoken swiss german. *arXiv preprint arXiv:2104.02133*, 2021.
- Michel Plüss, Lukas Neukom, and Manfred Vogel. Swisstext 2021 task 3: Swiss german speech to standard german text. In *Proceedings of the Swiss Text Analytics Conference 2021*, 2021b.
- Kishore Papineni, Salim Roukos, Todd Ward, and Wei-Jing Zhu. Bleu: a method for automatic evaluation of machine translation. In *Proceedings of the 40th Annual Meeting of the Association for Computational Linguistics*, 2002.
- R. Ardila, M. Branson, K. Davis, M. Henretty, M. Kohler, J. Meyer, R. Morais, L. Saunders, F. M. Tyers, and G. Weber. Common Voice: A Massively-Multilingual Speech Corpus. In *Proceedings of the 12th Conference on Language Resources and Evaluation (LREC 2020)*, pages 4211–4215, 2020.
- Arun Babu, Changhan Wang, Andros Tjandra, Kushal Lakhota, Qiantong Xu, Naman Goyal, Kritika Singh, Patrick von Platen, Yatharth Saraf, Juan Pino, Alexei Baevski, Alexis Conneau, and Michael Auli. Xls-r: Self-supervised cross-lingual speech representation learning at scale. *arXiv*, abs/2111.09296, 2021.
- Michel Plüss, Manuela Hürlimann, Marc Cuny, Alla Stöckli, Nikolaos Kapotis, Julia Hartmann, Malgorzata Anna Ulasik, Christian Scheller, Yanick Schraner, Amit Jain, Jan Deriu, Mark Cieliebak, and Manfred Vogel. Sds-200: A swiss german speech to standard german text corpus. In *Proceedings of the Language Resources and Evaluation Conference*, pages 3250–3256, Marseille, France, June 2022. European Language Resources Association. URL <https://aclanthology.org/2022.lrec-1.347>.
- Pelin Dogan-Schönberger, Julian Mäder, and Thomas Hofmann. Swisssdial: Parallel multidialectal corpus of spoken swiss german. *arXiv preprint arXiv:2103.11401*, 2021.
- Kenneth Heafield. Kenlm: Faster and smaller language model queries. In *Proceedings of the sixth workshop on statistical machine translation*, 2011.
- Philipp Koehn. Europarl: A parallel corpus for statistical machine translation. In *The Tenth Machine Translation Summit Proceedings of Conference*, 2005.
- Loïc Barrault, Ondřej Bojar, Marta R. Costa-jussà, Christian Federmann, Mark Fishel, Yvette Graham, Barry Haddow, Matthias Huck, Philipp Koehn, Shervin Malmasi, Christof Monz, Mathias Müller, Santanu Pal, Matt Post, and Marcos Zampieri. Findings of the 2019 conference on machine translation (WMT19). In *Proceedings of the Fourth Conference on Machine Translation (Volume 2: Shared Task Papers, Day 1)*, 2019.
- Christian Rauh and Jan Schwalbach. The ParlSpeech V2 data set: Full-text corpora of 6.3 million parliamentary speeches in the key legislative chambers of nine representative democracies, 2020.
- Ashish Vaswani, Noam Shazeer, Niki Parmar, Jakob Uszkoreit, Llion Jones, Aidan N Gomez, Łukasz Kaiser, and Illia Polosukhin. Attention is All you Need. In *Advances in Neural Information Processing Systems*, volume 30. Curran Associates, Inc., 2017.
- Myle Ott, Sergey Edunov, Alexei Baevski, Angela Fan, Sam Gross, Nathan Ng, David Grangier, and Michael Auli. fairseq: A Fast, Extensible Toolkit for Sequence Modeling. In *Proceedings of NAACL-HLT 2019: Demonstrations*, 2019.
- Changhan Wang, Yun Tang, Xutai Ma, Anne Wu, Dmytro Okhonko, and Juan Pino. fairseq S2T: Fast Speech-to-Text Modeling with fairseq. In *Proceedings of the 2020 Conference of the Asian Chapter of the Association for Computational Linguistics (ACL): System Demonstrations*, 2020.