
CEDAR: COMMUNICATION EFFICIENT DISTRIBUTED ANALYSIS FOR REGRESSIONS

A PREPRINT

Changgee Chang*

Department of Biostatistics, Epidemiology, and Informatics
University of Pennsylvania
Philadelphia, PA 19104
changgee@penmedicine.upenn.edu

Zhiqi Bu

Department of Biostatistics, Epidemiology, and Informatics
University of Pennsylvania
Philadelphia, PA 19104
zbu@sas.upenn.edu

Qi Long*

Department of Biostatistics, Epidemiology, and Informatics
University of Pennsylvania
Philadelphia, PA 19104
qlong@upenn.edu

July 4, 2022

ABSTRACT

Electronic health records (EHRs) offer great promises for advancing precision medicine and, at the same time, present significant analytical challenges. Particularly, it is often the case that patient-level data in EHRs cannot be shared across institutions (data sources) due to government regulations and/or institutional policies. As a result, there are growing interests about distributed learning over multiple EHRs databases without sharing patient-level data. To tackle such challenges, we propose a novel communication efficient method that aggregates the local optimal estimates, by turning the

*Corresponding authors

problem into a missing data problem. In addition, we propose incorporating posterior samples of remote sites, which can provide partial information on the missing quantities and improve efficiency of parameter estimates while having the differential privacy property and thus reducing the risk of information leaking. The proposed approach, without sharing the raw patient level data, allows for proper statistical inference and can accommodate sparse regressions. We provide theoretical investigation for the asymptotic properties of the proposed method for statistical inference as well as differential privacy, and evaluate its performance in simulations and real data analyses in comparison with several recently developed methods.

Keywords Distributed learning · Communication efficient · Differential privacy · Distributed statistical inference

1 Introduction

Recent advances in electronic health records (EHRs) databases have enabled us to collect massive EHRs data for healthcare delivery. Such rich, yet complex, data offer great promises for advancing precision medicine, but at the same time, bring some significant analytical challenges. Suppose every hospital collects data from the admitted patients who suffered a stroke, and a hospital wishes to analyze the data to find out the risk factors that influence a certain outcome such as the arrival time to CT. Unfortunately, the number of patients in the hospital can be small and the analysis results can be unreliable, even if the total number of stroke patients in the area can be collectively large. A specious solution would be to borrow the de-identified patient data from other hospitals and incorporate them into the analysis to generate more reliable results. However, this practice is often not feasible as the patient-level data, even after de-identification, cannot be shared across institutions due to the privacy of patients health. One approach to address this challenge is the distributed health data networks (DHDNs, Maro et al. (2009)), through which the information of the data can be shared between participants but sharing the individual patient level data is not allowed. One example of DHDNs is pSCANNER (Ohno-Machado et al., 2014) which includes 13 data sites covering 37 million patients and has developed a suit of software tools for privacy-preserving distributed data analysis.

There are two important challenges in the distributed statistical analysis. First, as mentioned, the individual patient level data cannot be exchanged to protect the privacy. These include some of the summary statistics, which can potentially reveal the complete (or a subset of) patients data. Even providing the gradients of the loss function evaluated at multiple points may result in information leakage. Second, the algorithm must be communication efficient, where we define the communication efficiency in terms of the number of communications between the central site and the remote sites (external data sources) to complete the entire analysis. Requiring one-shot or only a few number of communications between sites is time and cost effective, given that the communications are typically manual. Unfortunately, many of existing distributed learning algorithms require a large number of communications between sites, which can be feasible only if an automated communication system is available. These challenges raise two important research questions;

what kind of information could be shared from the external data sources while ensuring communication efficiency and privacy protection, and how the information can be incorporated into the analysis effectively.

Similar questions have been studied in the literature (Zhang et al., 2013a; Kleiner et al., 2014; Shamir et al., 2014; Mackey et al., 2015; Hector and Song, 2021, 2020). Many of them focus on parallel computing involving iterative communications until convergence (Maclaurin and Adams, 2015; Scaman et al., 2018). Although some works address the privacy issue (Abadi et al., 2016; Imtiaz and Sarwate, 2018), those are typically neither communication efficient nor amenable to statistical inference. The divide and conquer approaches, on the other hand, are communication efficient and often comes with a framework for statistical inference (Lin and Zeng, 2010; Zhang et al., 2013b; He et al., 2016; Lee et al., 2017; Battey et al., 2018; Tang et al., 2020), but they do not address the data privacy issue carefully. This type of work also includes the recently proposed gradient enhanced loss function based approaches (Wang et al., 2017; Jordan et al., 2019; Fan et al., 2021). In addition, vast majority of the existing distributed learning algorithms are developed for prediction tasks and do not allow for proper statistical inference such as hypothesis testing and inference on treatment effects. Even for the linear regression model which is widely used in analysis of EHR data (Shortreed et al., 2019), there has been very limited work on developing privacy-preserving and communication-efficient methods.

In this paper, we seek to address this significant gap in the literature focusing on the linear regression model. There are only a few existing methods that are communication efficient and amenable to statistical inference. The simplest would be the average mixture (AVGM) of the local estimates or test statistics (Zhang et al., 2013b; Battey et al., 2018), but these approaches are not amenable to sparse regressions such as lasso regression and are inflexible in that the testing hypotheses need to be specified before the communication occurs. An alternative could be the global ordinary least square (OLS) estimator which can be constructed by transferring the local sufficient statistics to the central site. However, even the sufficient statistic of linear regression may disclose patients' private data. More recently, Jordan et al. (2019) proposed a communication efficient surrogate likelihood (CSL) approach, which only requires transferring the gradients of the local loss functions evaluated at an initial point. One significant limitation of both AVGM and CSL is their poor finite sample performance, particularly when the site sample size is relatively small.

Our proposed method overcomes all the aforementioned limitations. Our method aggregates the MLEs from the remote sites in a very clever way that has not been introduced before. One novelty of our work is to view the problem of distributed learning as a missing data problem, so that any solution to a missing data problem can become a potential solution to distributed analysis. Another contribution of this work is to propose incorporating the posterior samples from the remote sites. As noted, if all sufficient statistics for the external data were accessible, the global OLS estimator can be constructed. The remote posterior samples can be seen as a natural random perturbation of the sufficient statistics and can supply partial (noisy) information about the sufficient statistic while mitigating the patients privacy issues. Dimitrakakis et al. (2017) have shown that the posterior samples possess the differential privacy (DP) properties (Dwork and Roth, 2014), but how to incorporate the posterior samples into the analysis has not been answered in the literature. In this work, we introduce an elegant and efficient algorithm that meets the need, which is called the Communication Efficient Distributed Analysis of Regressions (CEDAR).

The remainder of the article is organized as follows. In Section 2, we set up the problem and review three existing approaches. In Section 3, we propose our method and derive the algorithm. In Section 4, we show the theoretical properties of the proposed method. Performance is compared through comprehensive simulation studies in Section 5 and real data analyses in Section 6, and the article concludes with discussions in Section 7. The supplementary material includes all proofs for theoretical claims.

2 Background

2.1 Setup

Suppose there are M sites and each site has the data (\mathbf{y}_m, X_m) of sample size n and feature size p for $m = 1, \dots, M$. Here, \mathbf{y}_m is the $n \times 1$ response vector and X_m is the $n \times p$ design matrix. We assume a linear model with Gaussian errors.

$$\mathbf{y}_m = X_m \boldsymbol{\beta}_0 + \mathbf{e}_m, \quad (1)$$

where $\boldsymbol{\beta}_0$ is the $p \times 1$ true regression coefficient vector and $\mathbf{e}_m \sim \mathcal{N}(\mathbf{0}, \sigma_0^2 I)$ is the $n \times 1$ error vector. Let \mathbf{x}_i^m denote the i th row vector of X_m . Although CEDAR does not need the normality for \mathbf{x}_i^m , we assume for now that $\mathbf{x}_i^m \sim \mathcal{N}(\mathbf{0}, \Sigma_0)$ to help understanding of the derivation of the CEDAR algorithm which will be discussed in Section 3. This assumption will be relaxed in the discussion of theoretical properties of CEDAR in Section 4. We assume the first site (site 1) is the central site, where the analysis is performed, and we have the full access to the local data of the central site. We do not have access to the raw data of the remote sites but have limited access to some partial information which is method specific. Let $N = nM$ be the total sample size.

2.2 Related works

In estimating the regression coefficients, the simplest approach would be the average mixture (AVGM) model (Zhang et al., 2013b), which takes the average of the local OLS estimates.

$$\widehat{\boldsymbol{\beta}}^A = \frac{1}{M} \sum_{m=1}^M \widehat{\boldsymbol{\beta}}_m, \quad (2)$$

where $\widehat{\boldsymbol{\beta}}_m = S_m^{-1} X_m^T \mathbf{y}_m$ with $S_m = X_m^T X_m$. This is communication efficient because only one communication is required and it achieves the optimal convergence rate (\sqrt{N} -consistent). However, it is not efficient if $n \not\rightarrow \infty$ since

$$\text{Var}(\widehat{\boldsymbol{\beta}}^A) = \frac{\sigma_0^2 \Sigma_0^{-1}}{M(n-p-1)}, \quad n > p+1, \quad (3)$$

which explains its poor performance when the site sample size n is small.

Another drawback of the AVGM approach is that statistical inference and sparse estimation are not straightforward. Lee et al. (2017) simply applies the hard- and soft-thresholding on the average of the debiased lasso estimates (Zhang and

Zhang, 2014; van de Geer et al., 2014; Javanmard and Montanari, 2014). Battey et al. (2018) proposes inference in the spirit of AVGM. For the Wald test, for example, it suggests

$$\widehat{W}^A = \frac{1}{\sqrt{M}} \sum_{m=1}^M \widehat{W}_m \approx \mathcal{N}(0, 1), \quad (4)$$

where \widehat{W}_m are the standard Wald test statistics for the m -th dataset. However, the hypothesis needs to be fixed before communication, and every additional test requires extra communications.

Alternatively, the sufficient statistic $(S_m, X_m^T \mathbf{y}_m, \mathbf{y}_m^T \mathbf{y}_m)$ can be transferred from all remote sites to the central site, and then the global OLS estimator can be constructed as follows.

$$\widehat{\beta}^O = \left(\sum_{m=1}^M S_m \right)^{-1} \sum_{m=1}^M X_m^T \mathbf{y}_m, \quad (5)$$

which is asymptotically efficient regardless of the site sample size n since

$$\text{Var}(\widehat{\beta}^O) = \frac{\sigma_0^2 \Sigma_0^{-1}}{N - p - 1}, \quad N > p + 1. \quad (6)$$

This method is communication efficient and the inference is straightforward because the asymptotic variance can be estimated. However, even the summary statistic S_m can potentially reveal complete data for (a subset of) patients. Therefore, this method is not considered privacy preserving.

Recently, Wang et al. (2017); Jordan et al. (2019) propose using, in addition to the full local loss function at the central site, the gradients of the remote loss functions evaluated at a certain initial point $\bar{\beta}$, which is supposed to be close to β_0 . They propose a new loss function called the communication-efficient surrogate likelihood (CSL), which is defined as

$$\tilde{\mathcal{L}}(\beta) = \mathcal{L}_1(\beta) - (\nabla \mathcal{L}_1(\bar{\beta}) - \nabla \mathcal{L}(\bar{\beta}))^T \beta, \quad (7)$$

where $\mathcal{L}_m(\beta) = \frac{1}{n} \sum_{i=1}^n \mathcal{L}(\beta; \mathbf{x}_i^m, y_i^m)$ is the local average loss (negative loglikelihood) function at site m and $\mathcal{L}(\beta) = \frac{1}{M} \sum_{m=1}^M \mathcal{L}_m(\beta)$ is the global average loss function, and the CSL estimator is defined as its minimizer; $\widehat{\beta}^C = \text{argmin}_{\beta} \tilde{\mathcal{L}}(\beta)$.

Note that the CSL estimator requires one round-trip communication in order to calculate $\nabla \mathcal{L}(\bar{\beta})$. The key idea behind (7) is to match the gradients of $\tilde{\mathcal{L}}$ and \mathcal{L} evaluated at $\bar{\beta}$, i.e., $\nabla \tilde{\mathcal{L}}(\bar{\beta}) = \nabla \mathcal{L}(\bar{\beta})$, hoping that the minimizers of the two functions become close to each other if $\bar{\beta}$ is close to β_0 . The solution achieves the optimal convergence rate if $\bar{\beta}$ converges fast enough to β_0 (Jordan et al., 2019). However, we observe that the finite sample performance deteriorates if the initial estimator $\bar{\beta}$ is not so accurate. Note that $\bar{\beta}$ is typically chosen to be the local solution of the central site, which is unstable if the site sample size n is small.

3 Methods

We propose our method CEDAR. We first present how to aggregate the information from the remote MLEs, and then we propose how we can improve further by incorporating the remote posterior samples.

3.1 Aggregating remote MLEs

Suppose we have the local MLE $\{(\hat{\beta}_1, \hat{\sigma}_1^2)\}$ and the remote MLEs $\{(\hat{\beta}_m, \hat{\sigma}_m^2)\}_{2 \leq m \leq M}$ transmitted from remote databases. Note that the sampling distribution of the MLEs is given by

$$\hat{\sigma}_m^2 \sim \frac{\sigma_0^2}{n} \chi_{n-p}^2, \quad \hat{\beta}_m | S_m \sim \mathcal{N}(\beta_0, \sigma_0^2 S_m^{-1}), \quad S_m \sim \mathcal{W}(\Sigma_0, n). \quad (8)$$

Here, χ_ν^2 denotes the chi-square distribution with degrees of freedom ν , and \mathcal{W} stands for the Wishart distribution. Note that we have assumed $\mathbf{x}_i^m \sim \mathcal{N}(\mathbf{0}, \Sigma_0)$, in addition to the model assumption (1), for the purpose of deriving the algorithm. However, it is not a necessary condition for the theoretical properties of CEDAR, as it will be relaxed in Section 4. Furthermore, the distribution of \mathbf{x}_i^m may not be the same for all datasets. Particularly, the covariance matrix of \mathbf{x}_i^m may be heterogeneous across datasets.

The sampling distribution (8) yields the loglikelihood of $(\beta, \sigma^2, \Sigma)$ as follows.

$$\begin{aligned} l_0(\beta, \sigma^2, \Sigma) = & -\frac{N}{2} \log \sigma^2 - \frac{n}{2\sigma^2} \sum_m \hat{\sigma}_m^2 - \frac{N}{2} \log |\Sigma| - \frac{1}{2\sigma^2} \sum_m (\hat{\beta}_m - \beta)^T S_m (\hat{\beta}_m - \beta) \\ & + \frac{n-p}{2} \sum_m \log |S_m| - \frac{1}{2} \text{tr} \Sigma^{-1} \sum_m S_m. \end{aligned}$$

Note that this can serve as the density of the confidence distribution (Xie and Singh, 2013; Schweder and Hjort, 2016) for $(\beta, \sigma^2, \Sigma)$ with additional random quantities S_m for $m > 1$. If all S_m were observed, it would be straightforward to find the mode (MLE) of $(\beta, \sigma^2, \Sigma)$. Since S_m are not observed for $m > 1$ (S_1 is observed at the central site.), our task is to find the MLE of $(\beta, \sigma^2, \Sigma)$ in the presence of missing values S_2, \dots, S_M . Any solution to missing value problems can potentially be used, and we take the strategy of marginalizing out those missing values and propose the MLE

$$(\hat{\beta}, \hat{\sigma}^2, \hat{\Sigma}) = \underset{\beta, \sigma^2, \Sigma}{\text{argmax}} l(\beta, \sigma^2, \Sigma), \quad (9)$$

where $l(\beta, \sigma^2, \Sigma) = \log \int \dots \int e^{l_0(\beta, \sigma^2, \Sigma)} dS_2 \dots dS_M$ is the loglikelihood.

We use the EM algorithm (Dempster et al., 1977) to find the solution of (9). The E-step of EM algorithm requires to calculate the expected value of $l_0(\beta, \sigma^2, \Sigma)$ with respect to the self conditional distribution given the model parameters. Note that, conditioning on $(\beta, \sigma^2, \Sigma)$, $\{S_m\}_{m>1}$ are independent and have the Wishart distribution as follows.

$$S_m | \beta, \sigma^2, \Sigma \sim \mathcal{W}((\Sigma^{-1} + \mathbf{a}_m \mathbf{a}_m^T)^{-1}, n + 1),$$

where $\mathbf{a}_m = (\hat{\beta}_m - \beta)/\sigma$. Therefore, the conditional expectation is given by

$$\mathbb{E}(S_m | \beta, \sigma^2, \Sigma) = (n+1) \left(\Sigma - \frac{\Sigma \mathbf{a}_m \mathbf{a}_m^T \Sigma}{1 + \mathbf{a}_m^T \Sigma \mathbf{a}_m} \right).$$

The M-step of EM algorithm optimizes the expected loglikelihood with respect to $(\beta, \sigma^2, \Sigma)$, which yields the CEDAR algorithm described in Algorithm 1 with $K = 0$ and $A_m = \mathbf{a}_m$. Here, K refers to the number of posterior samples that can be additionally incorporated, which is discussed in the following section.

As shown in Section 5, CEDAR with $K = 0$ already works better than any existing method, particularly when the site sample size n is relatively small. However, as p increases, the performance of CEDAR resembles that of AVGM, perhaps because it becomes difficult to accurately impute the $p \times p$ missing matrix S_m . As a remedy, we propose incorporating remote posterior samples.

Algorithm 1: CEDAR Algorithm

```

1 At Site  $m > 1$ :
2 Compute the MLE  $(\hat{\beta}_m, \hat{\sigma}_m^2)$  and the posterior samples  $B_m$ ;
3 Send  $(\hat{\beta}_m, \hat{\sigma}_m^2, B_m)$  to the central site (Site 1); // The only communication.
4 At Site 1:
5 Find  $(\hat{\beta}_1, \hat{\sigma}_1^2, \hat{S}_1)$ ;
6 Receive  $(\hat{\beta}_m, \hat{\sigma}_m^2, B_m)$  from Sites  $m = 2, \dots, M$ ;
7 Initialize  $\hat{\beta} \leftarrow \frac{1}{M} \sum_m \hat{\beta}_m$ ;  $\hat{\Sigma} \leftarrow \frac{1}{n} \hat{S}_1$ ;  $\hat{\sigma}^2 \leftarrow \frac{1}{N} \sum_m ((\hat{\beta}_m - \hat{\beta})^T \hat{S}_1 (\hat{\beta}_m - \hat{\beta}) + n \hat{\sigma}_m^2)$ ;
8 repeat
9   /* Computed at the central site with no communication. */
10  for  $m \leftarrow 2$  to  $M$  do
11     $\hat{\mathbf{a}}_m \leftarrow (\hat{\beta}_m - \hat{\beta})/\hat{\sigma}$ ;
12     $\hat{S}_m \leftarrow (n + K + 1)(\hat{\Sigma}^{-1} + \hat{A}_m \hat{A}_m^T)^{-1}$  where  $\hat{A}_m = [\hat{\mathbf{a}}_m \quad B_m/\sqrt{\psi}]$ ;
13     $\hat{\beta} \leftarrow (\sum_m \hat{S}_m)^{-1} \sum_m \hat{S}_m \hat{\beta}_m$ ;
14     $\hat{\sigma}^2 \leftarrow \frac{1}{N} \sum_m ((\hat{\beta}_m - \hat{\beta})^T \hat{S}_m (\hat{\beta}_m - \hat{\beta}) + n \hat{\sigma}_m^2)$ ;
15     $\hat{\Sigma} \leftarrow \frac{1}{N} \sum_m \hat{S}_m$ ;
16 until convergence;
17 Output:  $(\hat{\beta}, \hat{\sigma}^2, \hat{\Sigma}, \hat{S}_1, \dots, \hat{S}_M)$ ;

```

3.2 Incorporating remote posterior samples

Suppose, in addition to the remote MLEs, we collect K remote posterior samples $\{(\tilde{\beta}_{mk}, \tilde{\sigma}_{mk}^2)\}_{1 \leq k \leq K}$ from each remote site $m = 2, \dots, M$. Each remote site generates the posterior samples from the scaled posterior density $\pi_\psi(\beta, \sigma^2 | X_m, \mathbf{y}_m) \propto \pi(\mathbf{y}_m | \beta, \sigma^2, X_m)^{1/\psi} \pi(\beta, \sigma^2)$ where the prior $\pi(\beta, \sigma^2) \propto (\sigma^2)^{-(p/2+1)}$ is used to ensure the scaled posterior to be proper. These results in the posterior samples being generated under the following sampling distributions.

$$\tilde{\sigma}_{mk}^2 \sim \mathcal{IG} \left(\frac{n}{2\psi}, \frac{n\hat{\sigma}_m^2}{2\psi} \right), \quad \tilde{\beta}_{mk} | \tilde{\sigma}_{mk}^2 \sim \mathcal{N}(\hat{\beta}_m, \psi \tilde{\sigma}_{mk}^2 S_m^{-1}).$$

Here, \mathcal{IG} stands for the inverse gamma distribution. These posterior samples are sent to the central site.

With these remote posterior samples combined at the central site, the (unmarginalized) loglikelihood is extended to

$$l_1(\boldsymbol{\beta}, \sigma^2, \Sigma) = l_0(\boldsymbol{\beta}, \sigma^2, \Sigma) + \frac{K}{2} \sum_{m>1} \log |S_m| - \sum_{m>1} \sum_k \frac{(\tilde{\boldsymbol{\beta}}_{mk} - \hat{\boldsymbol{\beta}}_m)^T S_m (\tilde{\boldsymbol{\beta}}_{mk} - \hat{\boldsymbol{\beta}}_m)}{2\psi \tilde{\sigma}_{mk}^2}.$$

We can clearly see that the remote posterior samples provide additional information on S_m .

We still propose the same MLE as in (9) with l_0 replaced by l_1 . Note that only the E-step needs to be changed compared to the algorithm in Section 3.1 as follows.

$$\mathbb{E}(S_m | \boldsymbol{\beta}, \sigma^2, \Sigma) = (n + K + 1)(\Sigma^{-1} + A_m A_m^T)^{-1},$$

where $A_m = \begin{bmatrix} \mathbf{a}_m & B_m/\sqrt{\psi} \end{bmatrix}$ with $B_m = \begin{bmatrix} (\tilde{\boldsymbol{\beta}}_{m1} - \hat{\boldsymbol{\beta}}_m)/\tilde{\sigma}_{m1} & \cdots & (\tilde{\boldsymbol{\beta}}_{mK} - \hat{\boldsymbol{\beta}}_m)/\tilde{\sigma}_{mK} \end{bmatrix}$. This leads to Algorithm 1 with nonzero K and A_m . Note that, if $K > p$, the matrix $B_m B_m^T$ should be transferred to the central site, instead of B_m , to save communication cost. In this case, the time complexity of the algorithm is $\mathcal{O}(Mp^3)$ per iteration. On the other hand, if $K \leq p$, we can use the Woodbury matrix identity, to replace the E-step with the following.

$$S_m \leftarrow (n + K + 1)(\Sigma - \Sigma A_m (I + A_m^T \Sigma A_m)^{-1} A_m^T \Sigma),$$

for which the time complexity reduces to $\mathcal{O}((K + 1)Mp^2)$ per iteration. Therefore, the general time complexity becomes $\mathcal{O}(\min(K + 1, p)Mp^2)$ per iteration.

3.3 Sparse regressions

CEDAR can obtain sparse estimates by simply adding a penalty to the loglikelihood.

$$l'(\boldsymbol{\beta}, \sigma^2, \Sigma) = l(\boldsymbol{\beta}, \sigma^2, \Sigma) - P(\boldsymbol{\beta}).$$

The penalty P can be any widely used penalty function such as Lasso (Tibshirani, 1996), SCAD (Fan and Li, 2001), elastic net (Zou and Hastie, 2005), MCP (Zhang, 2010), and so on. This will only change the M-step for $\boldsymbol{\beta}$ in Algorithm 1. For example, if L_1 penalty $P(\boldsymbol{\beta}) = \lambda \|\boldsymbol{\beta}\|_1$ is employed, we can use the proximal gradient descent algorithm (Beck and Teboulle, 2009) to update $\boldsymbol{\beta}$ as follows.

$$\boldsymbol{\beta} \leftarrow \text{prox}_{\lambda \sigma^2, s} \left(\boldsymbol{\beta} - s \sum_m S_m (\boldsymbol{\beta} - \hat{\boldsymbol{\beta}}_m) \right),$$

where $\text{prox}_{\lambda, s}$ is the proximal operator associated with the L_1 penalty defined as

$$\text{prox}_{\lambda, s}(\mathbf{x}) = \underset{\mathbf{z}}{\text{argmin}} \left(\frac{1}{2s} \|\mathbf{z} - \mathbf{x}\|_2^2 + \lambda \|\mathbf{z}\|_1 \right),$$

and the step size s is determined by the backtracking line search.

4 Theoretical Properties

In this section, we investigate the differential privacy properties in the notion of Dwork and Roth (2014) for the posterior samples. Then, we present the asymptotic properties of CEDAR that will form the basis for inference.

4.1 Differential Privacy of Posterior Samples

Differential privacy is a probabilistic system for protecting private information in a dataset in sharing or processing the data. A random procedure f , which takes a (deterministic) dataset \mathcal{D} as input and generate a random output $f(\mathcal{D})$, is said to be differentially private if the output cannot leak the information of any particular individual in the dataset. To fix the idea, suppose there are two *neighboring* datasets \mathcal{D}_1 and \mathcal{D}_2 where $\mathcal{D}_1 = (X, \mathbf{y})$ has n data points and \mathcal{D}_2 has one more data point (\mathbf{x}, y) than \mathcal{D}_1 , or *vice versa*. The property of differential privacy requires the distribution of $f(\mathcal{D}_1)$ and $f(\mathcal{D}_2)$ are similar enough that anyone cannot make an inference on the difference between \mathcal{D}_1 and \mathcal{D}_2 , that is, the extra individual (\mathbf{x}, y) , based on the outcomes. Dwork and Roth (2014) formalizes this idea and define the (ϵ, δ) -DP property as follows.

Definition 1. Let $\beta = f(\mathcal{D})$ be the outcome of a random mechanism which takes a dataset \mathcal{D} as input. The mechanism is said to have the (ϵ, δ) -differential privacy property if, for any Borel set $B \subset \mathbb{R}^p$ and any neighboring datasets \mathcal{D}_1 and \mathcal{D}_2 , we have

$$P(\beta \in B | \mathcal{D} = \mathcal{D}_1) \leq e^\epsilon P(\beta \in B | \mathcal{D} = \mathcal{D}_2) + \delta, \quad (10)$$

If (10) holds with small ϵ and δ , it means the two distributions $P(\beta | \mathcal{D}_1)$ and $P(\beta | \mathcal{D}_2)$ are nearly indistinguishable, and thus it is difficult to tell whether β was generated from \mathcal{D}_1 or \mathcal{D}_2 . Therefore, smaller ϵ and δ offer stronger guarantee of privacy protection. In the literature, δ is typically set to $1/n$ where n is the dataset size and $\epsilon < 1$ is considered strong DP, $\epsilon < 4$ is considered acceptable, and $\epsilon > 8$ considered weak (Abadi et al., 2016; McMahan et al., 2018).

Noting that a set of posterior samples can be seen as an output of a random mechanism which takes a dataset as input, we shall show that it possesses the (ϵ, δ) -DP property, and therefore the remote posterior samples can carry the information of the remote dataset while protecting the individual patients' data of the remote site. Let $S_1 = X^T X$ and $S_2 = S_1 + \mathbf{x}\mathbf{x}^T$ be the gram matrices for \mathcal{D}_1 and \mathcal{D}_2 , respectively, and let $\xi_1 = \frac{1}{\psi\sigma^2}(\beta_2 - \beta_1)^T S_1 (\beta_2 - \beta_1)$, $\xi_2 = \frac{1}{\psi\sigma^2}(\beta_2 - \beta_1)^T S_2 (\beta_2 - \beta_1)$, and $c = \mathbf{x}^T S_1^{-1} \mathbf{x}$ where β_1 and β_2 are the OLS estimates for \mathcal{D}_1 and \mathcal{D}_2 , respectively,

Theorem 1. Suppose S_1 is positive definite and $\beta^{(1)}, \dots, \beta^{(K)}$ are independent posterior samples from $\pi_\psi(\beta | \mathcal{D})$ where $\mathcal{D} = \mathcal{D}_1$ or $\mathcal{D} = \mathcal{D}_2$. For any Borel sets $B_1, \dots, B_K \subset \mathbb{R}^p$, it follows that

$$\prod_{k=1}^K P(\beta^{(k)} \in B_k | \mathcal{D} = \mathcal{D}_1) \leq e^\epsilon \prod_{k=1}^K P(\beta^{(k)} \in B_k | \mathcal{D} = \mathcal{D}_2) + \delta,$$

if

$$\epsilon > \epsilon_\delta \equiv -\frac{K}{2} \log(1+c) + \frac{Kc}{2} + \frac{K\xi_2}{2} + c \log(1/\delta) + c\sqrt{K(1+2\lambda)\log(1/\delta)}, \quad (11)$$

where $\lambda = (y - \mathbf{x}^T \beta_1)^2 / (\psi \sigma^2 c)$, and it follows that

$$\prod_{k=1}^K P(\beta^{(k)} \in B_k | \mathcal{D} = \mathcal{D}_2) \leq e^\epsilon \prod_{k=1}^K P(\beta^{(k)} \in B_k | \mathcal{D} = \mathcal{D}_1),$$

if

$$\epsilon > \frac{K}{2} \log(1+c) + \frac{K\xi_2}{2}.$$

Readers are referred to Supplementary Material for the proofs. Theorem 1 shows the mechanism of generating a posterior sample is (ϵ, δ) -differentially private and provides the lower bounds of ϵ for any δ . The differential privacy of posterior samples has been discussed in Dimitrakakis et al. (2017) under the assumption that the Lipschitz constant for the loglikelihood is bounded or the prior is tight enough. Note that their work is not applicable to our setting because the Lipschitz constant for the Gaussian loglikelihood with respect to data is unbounded and we consider the flat prior for β . Moreover, since the results in Dimitrakakis et al. (2017) do not discuss the magnitude of ϵ and δ , it is unclear how strongly the data can be protected. Theorem 2 constructs the upper bounds (in probability) for ϵ_δ in Theorem 1.

Theorem 2. *Suppose S_1 is positive definite. Assume the outcome variables \mathbf{y} and y are independent and follow the model assumption $\mathbf{y} \sim \mathcal{N}(X\beta_0, \sigma^2 I)$ and $y \sim \mathcal{N}(\mathbf{x}^T \beta_0, \sigma^2)$. Then, ϵ_δ in Theorem 1 satisfies*

$$\mathbb{E}(\epsilon_\delta | X, \mathbf{x}) \leq -\frac{K}{2} \log(1+c) + \frac{Kc}{2} + \frac{Kc}{2\psi} + c \log(1/\delta) + c\sqrt{K(1+2(1+c)/(\psi c))\log(1/\delta)}.$$

Remark 1. *Theorem 2 implies that, if $Kc \rightarrow 0$, then ϵ_δ in (11) converges to 0 in probability, which can be shown by the Markov inequality. In fact, it is typical to have $c \approx p/n$. Recalling n is the size of the common dataset \mathcal{D}_1 , the result confirms we have stronger privacy protection as $n \rightarrow \infty$ and weaker protection as $K \rightarrow \infty$. This clearly poses the tradeoff between the estimation efficiency and the privacy protection.*

Note that the bounds for ϵ_δ is independent of σ^2 as the distributions of the quantities ξ_2 and λ are independent of σ^2 under the assumption of Theorem 2. Also note that Theorem 2 provides a tighter bound of ϵ for the entire K posterior samples than what the composition rule (Dwork and Roth, 2014) can offer, which states we have $(\epsilon' = K\epsilon, \delta' = K\delta)$ -DP property for the K independent posterior samples when each posterior sample is (ϵ, δ) -DP.

4.2 Asymptotic Properties and Inference

CEDAR has appealing asymptotic properties which make statistical inference feasible. Although the algorithm has been derived under the normality assumption for features and errors, the theoretical properties discussed in this section do not require such normality. In addition to the model assumption (1), we only impose very mild regularity conditions.

Assumption 1. $\sup_{1 \leq m \leq M} \left\| \frac{1}{n} X_m^T X_m - \Sigma_0^m \right\|_2 = o_p(1)$ as $n \rightarrow \infty$ where Σ_0^m are symmetric and positive definite.

Assumption 2. For any $m \geq 1$, $\lambda_{\min}(\Sigma_0^m) > t > 0$ and $\lambda_{\max}(\Sigma_0^m) < T < \infty$.

Assumption 3. $\sup_n \sup_{1 < m \leq M} \left\| \frac{n}{K} B_m B_m^T - n(X_m^T X_m)^{-1} \right\|_2 = o_p(1)$ as $K \rightarrow \infty$.

Assumption 4. For any n , $\lim_{M \rightarrow \infty} \frac{1}{M} \sum_m \left(\frac{1}{n} X_m^T X_m - \Sigma_0^m \right) = 0$.

All assumptions can be satisfied under trivial situations. Note that the feature vectors \mathbf{x}_i^m can have heterogeneous variance Σ_0^m , and Assumptions 1 and 3 implicitly constrain M , the number of datasets. Although our proofs will assume iid Gaussian errors with mean zero, it can easily be relaxed to more general error distributions such as sub-Gaussian with zero mean. Let $(\hat{\beta}, \hat{\sigma}^2, \hat{\Sigma}, \hat{S}_1, \dots, \hat{S}_M)$ be the outcome of CEDAR.

Theorem 3. Suppose Assumptions 1-3 hold. Assume $n \rightarrow \infty$ and $K/n \rightarrow \gamma > 0$, and let Σ_0 be the zero of

$$f_0(\Sigma) = \frac{1}{M} \Sigma_0^1 + \frac{1+\gamma}{M} \sum_{m>1} (\Sigma^{-1} + \gamma(\Sigma_0^m)^{-1})^{-1} - \Sigma.$$

Then, it follows that

$$(i) \quad \hat{\Sigma} - \Sigma_0 \rightarrow_p 0,$$

$$(ii) \quad \sqrt{N} \Sigma_0 \Sigma_*^{-1/2} (\hat{\beta} - \beta_0) \rightarrow_d \mathcal{N}(\mathbf{0}, \sigma_0^2 I),$$

$$(iii) \quad \hat{\sigma}^2 \rightarrow_p \sigma_0^2,$$

where

$$\Sigma_* = \frac{1}{M} \Sigma_0^1 + \frac{(1+\gamma)^2}{M} \sum_{m>1} (\Sigma_0^{-1} + \gamma(\Sigma_0^m)^{-1})^{-1} (\Sigma_0^m)^{-1} (\Sigma_0^{-1} + \gamma(\Sigma_0^m)^{-1})^{-1},$$

which can be consistently estimated by

$$\hat{\Sigma}_* = \frac{1}{N} \hat{S}_1 + \frac{1}{NK} \sum_{m>1} \hat{S}_m B_m B_m^T \hat{S}_m.$$

All proofs can be found in Supplementary Material. Note that the zero of $f_0(\Sigma)$ satisfies

$$\left(I + \gamma \sum_{m>1} \Sigma_0 (\Sigma_0^m + \gamma \Sigma_0)^{-1} \right) \Sigma_0 = \Sigma_0^1 + \gamma \sum_{m>1} \Sigma_0 (\Sigma_0^m + \gamma \Sigma_0)^{-1} \Sigma_0^m,$$

which implies that Σ_0 is a weighted sum of Σ_0^m 's and thus bounded by Assumption 2. Similar to the result for differential privacy, the asymptotic behavior of CEDAR depends on the asymptotic ratio γ of K to n . As $\gamma \rightarrow 0$, we have $\Sigma_0 \rightarrow \Sigma_0^1$ and $\Sigma_* \rightarrow \frac{1}{M} \sum_m \Sigma_0^1 (\Sigma_0^m)^{-1} \Sigma_0^1$. On the other hand, as $\gamma \rightarrow \infty$, we have $\Sigma_0 \rightarrow \frac{1}{M} \sum_m \Sigma_0^m$ and $\Sigma_* \rightarrow \frac{1}{M} \sum_m \Sigma_0^m$. These align with the results of Theorems 4 and 5, respectively.

Theorem 4. Suppose Assumptions 1-3 hold. Assume $n \rightarrow \infty$ and $K/n \rightarrow 0$. Then, it follows that

$$(i) \quad \hat{\Sigma} - \Sigma_0^1 \rightarrow_p 0,$$

$$(ii) \sqrt{N}\Sigma_*^{-1/2}(\widehat{\beta} - \beta_0) \rightarrow_d \mathcal{N}(\mathbf{0}, \sigma_0^2 I),$$

$$(iii) \widehat{\sigma}^2 \rightarrow_p \sigma_0^2,$$

where

$$\Sigma_* = \frac{1}{M} \sum_m (\Sigma_0^m)^{-1},$$

which can be, provided that $K \rightarrow \infty$, consistently estimated by

$$\widehat{\Sigma}_* = \frac{n}{M} \widehat{S}_1^{-1} + \frac{n}{MK} \sum_{m>1} B_m B_m^T.$$

Theorem 4 implies, when K is relative smaller than n , the asymptotic behavior of $\widehat{\beta}$ is similar to that of the AVGM estimator and the variance estimator $\widehat{\Sigma}$ consistently estimates Σ_0^1 only. The asymptotic variance Σ_* can still be estimated consistently if $K \rightarrow \infty$, but cannot be estimated otherwise due to the lack of information. Corollary 1 considers the special case of Theorems 3 and 4 where Σ_0^m are homogeneous.

Corollary 1. *Suppose Assumptions 1-3 hold. Assume $n \rightarrow \infty$ and $K/n \rightarrow \gamma \geq 0$. Further assume that Σ_0^m are homogeneous, that is, $\Sigma_0^1 = \dots = \Sigma_0^M = \Sigma_0$. Then, it follows that*

$$(i) \widehat{\Sigma} - \Sigma_0 \rightarrow_p 0,$$

$$(ii) \sqrt{N}\Sigma_0^{1/2}(\widehat{\beta} - \beta_0) \rightarrow_d \mathcal{N}(\mathbf{0}, \sigma_0^2 I),$$

$$(iii) \widehat{\sigma}^2 \rightarrow_p \sigma_0^2.$$

Distributed learning is particularly useful when each site has a limited number of data but we have access to many remote datasets. Thus, $n \rightarrow \infty$ may not be a feasible assumption from a practical viewpoint, and it becomes an important question what happens when we have a diverging number of datasets ($M \rightarrow \infty$) while n is fixed. The next result confirms that CEDAR can still be efficient.

Theorem 5. *Suppose Assumptions 2-4 hold. Assume $M \rightarrow \infty$ and $K \rightarrow \infty$ while n is fixed, and let $\Sigma_0 = \frac{1}{M} \sum_m \Sigma_0^m$. Then, it follows that*

$$(i) \widehat{\Sigma} - \Sigma_0 \rightarrow_p 0,$$

$$(ii) \sqrt{N}\Sigma_0^{1/2}(\widehat{\beta} - \beta_0) \rightarrow_d \mathcal{N}(\mathbf{0}, \sigma_0^2 I),$$

$$(iii) \widehat{\sigma}^2 \rightarrow_p \sigma_0^2.$$

Remark 2. *When Σ_0^m are homogeneous, Theorem 5 still holds with $\Sigma_0 \equiv \Sigma_0^m$. Again, it is important that Theorem 5 holds without having $n \rightarrow \infty$, while AVGM and CSL (Jordan et al., 2019) require $n \rightarrow \infty$ to achieve the optimal*

asymptotic variance. To see it, for example, (3) implies

$$N \text{Var} \left(\widehat{\boldsymbol{\beta}}^A \right) \rightarrow \frac{n}{n-p-1} \sigma_0^2 \boldsymbol{\Sigma}_0^{-1},$$

as $M \rightarrow \infty$ when n is fixed. Theorem 5 can hold because CEDAR can incorporate information from remote sites via posterior samples. Of course, we cannot have arbitrarily large number of remote posterior samples in practice if the data privacy issue is in place, as also noted in Remark 1. However, even a small K brings substantial improvements as we will see in Section 5.

Based on above results, when $\boldsymbol{\Sigma}_0^m$ are homogeneous, CEDAR suggests the following Wald test statistic for the null hypothesis $H_0 : \beta_{0j} = b_{0j}$ against $H_a : \beta_{0j} \neq b_{0j}$. Under H_0 , we have

$$W_j = \frac{\sqrt{N}(\widehat{\beta}_j - b_{0j})}{\widehat{\sigma} \sqrt{(\widehat{\boldsymbol{\Sigma}}^{-1})_{jj}}} \sim \mathcal{N}(0, 1), \quad (12)$$

suggesting rejecting H_0 if $|W_j| > z_{1-\frac{\alpha}{2}}$, where α is the significance level and z_q is the q -quantile of the standard normal distribution. Note that CEDAR can perform other tests such as the test of a contrast without additional communication. We can also construct the $100(1-\alpha)\%$ confidence interval for β_j as follows.

$$\left(\widehat{\beta}_j - z_{1-\frac{\alpha}{2}} \widehat{\sigma} \sqrt{(\widehat{\boldsymbol{\Sigma}}^{-1})_{jj}/N}, \widehat{\beta}_j + z_{1-\frac{\alpha}{2}} \widehat{\sigma} \sqrt{(\widehat{\boldsymbol{\Sigma}}^{-1})_{jj}/N} \right).$$

5 Simulation

We compare CEDAR with existing approaches in three aspects; estimating the regression coefficients, sparse regression, and inference. The competitors include the average mixture approaches (Zhang et al. (2013b) for estimating regression coefficients and Battey et al. (2018) for hypothesis tests), CSL (Jordan et al., 2019), and OPT based on equation (5). We consider two versions of the CSL approaches; CSL_1 and CSL_A . CSL_1 takes the local OLS estimator at the central site as its initial estimator $\bar{\boldsymbol{\beta}}$, and CSL_A uses AVGM as the initial estimator, which demands an extra communication with remote sites. We also include multiple versions of CEDAR. CEDAR_K uses K remote posterior samples where $K = 0, 4, 16$. For each dimension p considered ($p = 4, 32$), we generate 100 datasets as follows. A half of the predictors (randomly chosen) are generated from Gaussian $\mathcal{N}(0, 1)$, a quarter of the predictors are generated from Uniform $\mathcal{U}(-\sqrt{3}, \sqrt{3})$, and the remaining quarter are generated from the Laplace distribution $\mathcal{L}(\sqrt{2})$. The regression coefficients and the response variable are generated from

$$\beta_{0j} \sim \begin{cases} \mathcal{U}(0, 1), & 1 \leq j \leq p/4, \\ 0, & p/4 < j \leq p, \end{cases} \quad y_i^m | \mathbf{x}_i^m, \boldsymbol{\beta}_0 \sim \mathcal{N}(\boldsymbol{\beta}_0^T \mathbf{x}_i^m, \sigma_0^2).$$

Note that $\boldsymbol{\Sigma}_0^m = I$ for all m and $\sigma_0^2 = 1$ was used. The average performance measures over the 100 simulated datasets are reported for each method.

We first examined the privacy protection levels of the posterior samples for CEDAR₄ and CEDAR₁₆. Table 1 shows the minimum ϵ values satisfying (10), which are obtained by Monte Carlo simulation, are reported for the CEDAR versions considered where $c = p/n$ and $\delta = 1/n$. They are strongly differently private except for when $c \approx 1$.

p	K	$c = 1$	$c = 1/2$	$c = 1/4$	$c = 1/8$	$c = 1/16$
4	4	0.57	0.41	0.25	0.14	0.09
	16	3.38	1.76	0.90	0.47	0.26
16	4	3.28	1.73	0.91	0.48	0.27
	16	7.88	3.86	1.93	1.00	0.54

Table 1: Differential privacy levels of the posterior samples in simulation. The (minimum) ϵ values are reported where $c = p/n$, $\delta = 1/n$, and $\psi = 100$.

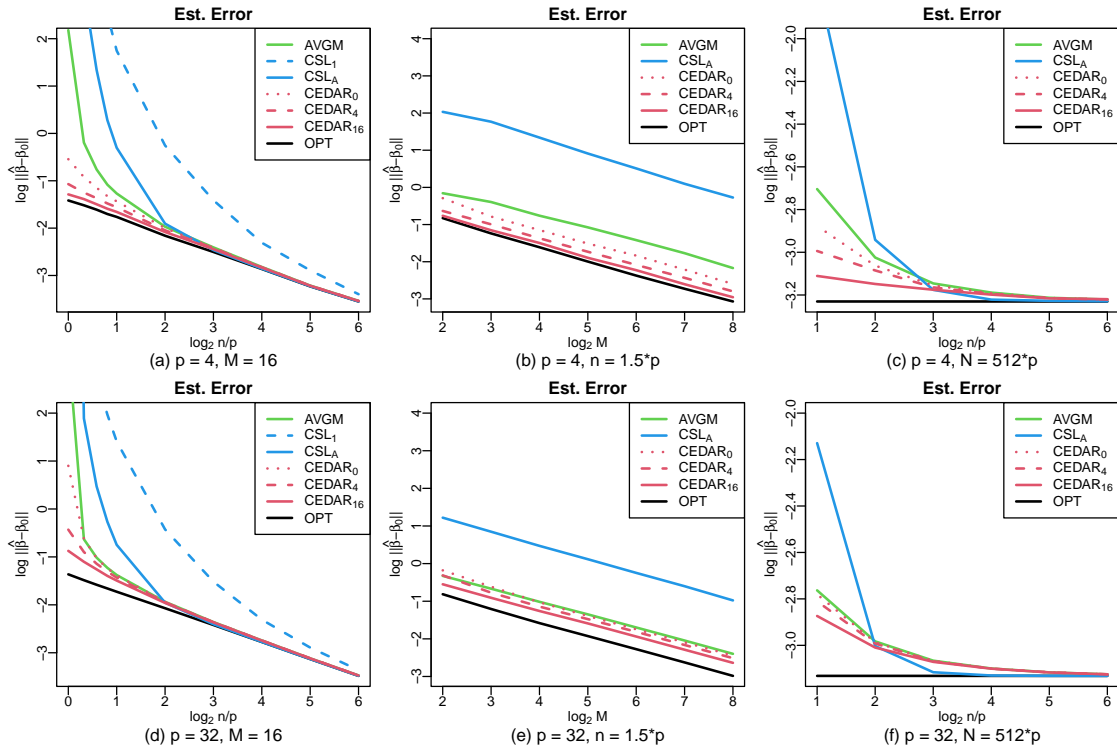


Figure 1: Simulation results in estimating the regression coefficients. Average L_2 distance of the estimates from the true regression coefficients are plotted.

Figure 1(a) and 1(d) show how the estimation error (log average L_2 norm) of the regression coefficients changes as the sample size varies, while the number of sites is fixed. All methods work well when $n \geq 4p$ except for CSL₁. (For clear presentation, we have removed CSL₁ from all the remaining plots.) However, CEDARs outperform when $n < 4p$ and also perform better as K increases. Particularly when p is small, even CEDAR₀, which does not use any remote posterior samples, outperforms AVGM and CSLs. Figure 1(b) and 1(e) show how the estimation error changes as the number of remote sites increases, while the sample size is fixed. All lines decreases roughly in parallel except for CSL₁. This implies no method can attain the optimal asymptotic variance if n is fixed, confirming Remark 2. Only CEDAR can get close to OPT as K increases. In Figure 1(c) and 1(f), we fix the total sample size N , while the number of sites

and the sample size vary. It is confirmed again that CEDARs outperform AVGM and CSLs when n is small. We also notice that CSL_A has an outstanding performance when $n \geq 8p$, which however requires an additional communication.

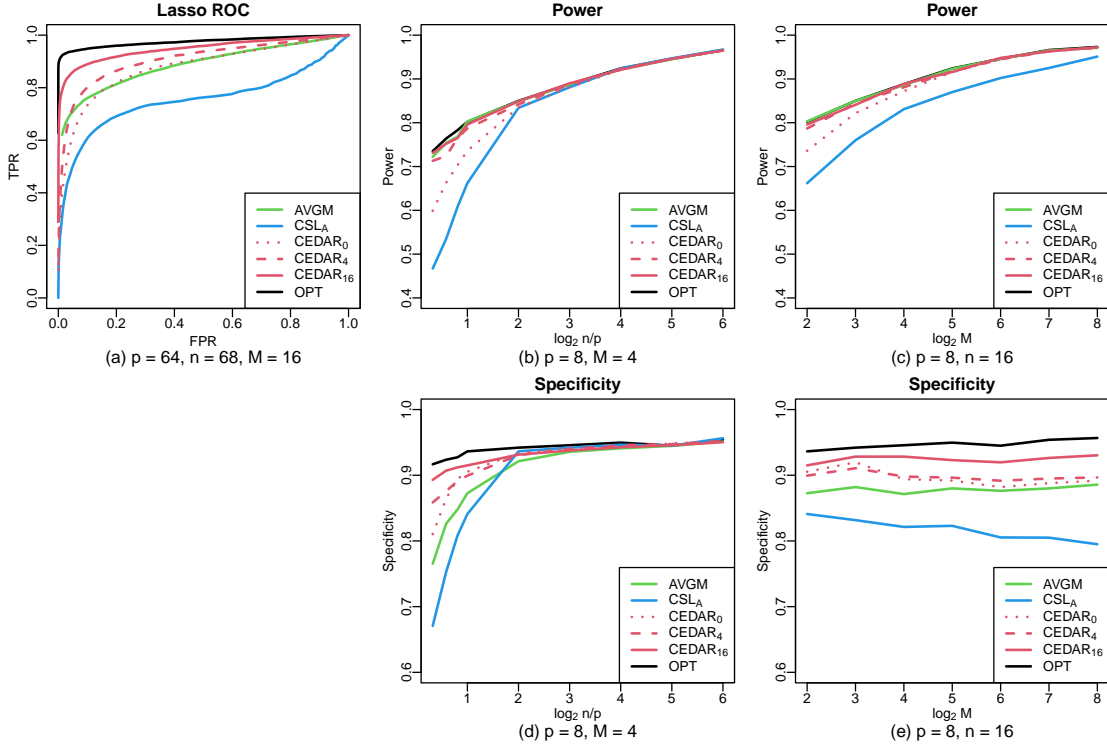


Figure 2: (a) ROC curve for variable selection in sparse regressions; (b)-(e) Average specificity and power in hypothesis tests.

To compare the performance of variable selection through penalized regressions, we evaluate the lasso type of regularized estimates for all methods, except for AVGM because it is not amenable to the L_1 regularizer. Instead, we apply the hard-thresholding on the AVGM estimates. OPT is equivalent to the regular lasso estimator using the full pooled data. Figure 2(a) shows the receiver operating characteristic (ROC) curve for variable selection. We note that CEDAR with $K > 0$ shows outstanding variable selection performance.

To compare performance in statistical inference, we conduct the Wald test. Similar to (4), we use the approach of Battey et al. (2018) as an inference version for AVGM. The CSL methods use the equation (13) in Jordan et al. (2019) for estimating the Fisher information, which requires no additional communication. OPT uses the standard Wald test statistic for the full pooled data. CEDAR uses (12). We test the null hypothesis $H_0 : \beta_{0j} = 0$ against $H_a : \beta_{0j} > 0$, for all j individually. The significance level was set to $\alpha = 0.05$. The power to detect nonzero coefficients is estimated from the tests on the $p/4$ nonzero coefficients out of the 100 simulated datasets, and the specificity is calculated from the tests on the $3p/4$ zero coefficients.

Figure 2(b) and 2(d) show how the power and the specificity change as the sample size n changes, while the number of sites is fixed. The power increases as the sample size increases for all methods, but CEDAR is the only one other than OPT that does well for both power and specificity. Figure 2(c) and 2(e) show how the power and the specificity change

as the number of sites varies, while the site sample size is fixed. All methods suffer a discount in specificity, but only CEDAR, as K increases, shows accurate specificity. Overall, CEDAR shows better performance in terms of both power and specificity than other distributed analysis methods.

6 Application

We illustrate how practically useful CEDAR can be when applied to the analysis of real distributed data. We use the Georgia Coverdell Acute Stroke Registry (GCASR) data that cover nearly 80% of acute stroke admissions in Georgia, USA from 2005 to 2013. As analyzed in Deng et al. (2016), we fit the linear model that predicts the arrival-to-CT time of patients using 14 selected features; 'NIHStrkS', 'EMSNote', 'LipTotal', 'Age', 'Gender', 'RaceAA', 'RaceW', 'HlthInsM', 'Day', 'NPO', 'MedHisST', 'MedHisTI', 'MedHisVP', and 'MedHisFHSTK'. There are 42 hospitals which have more than 15 patients, with all patients data that have missing values removed. To highlight the difference of each method, we simulate 3 different settings which vary with the combination of site sample sizes. In the first setting, we only include the hospitals with at most 80 patients, which results in 626 patients from 13 hospitals. In the second setting, we include hospitals with at most 500 patients, which results in 4272 patients from 31 hospitals. In the third setting, we include all hospitals, which results in 13300 patients from 42 hospitals. In all settings, we choose the hospital with the median number of patients as the central site.

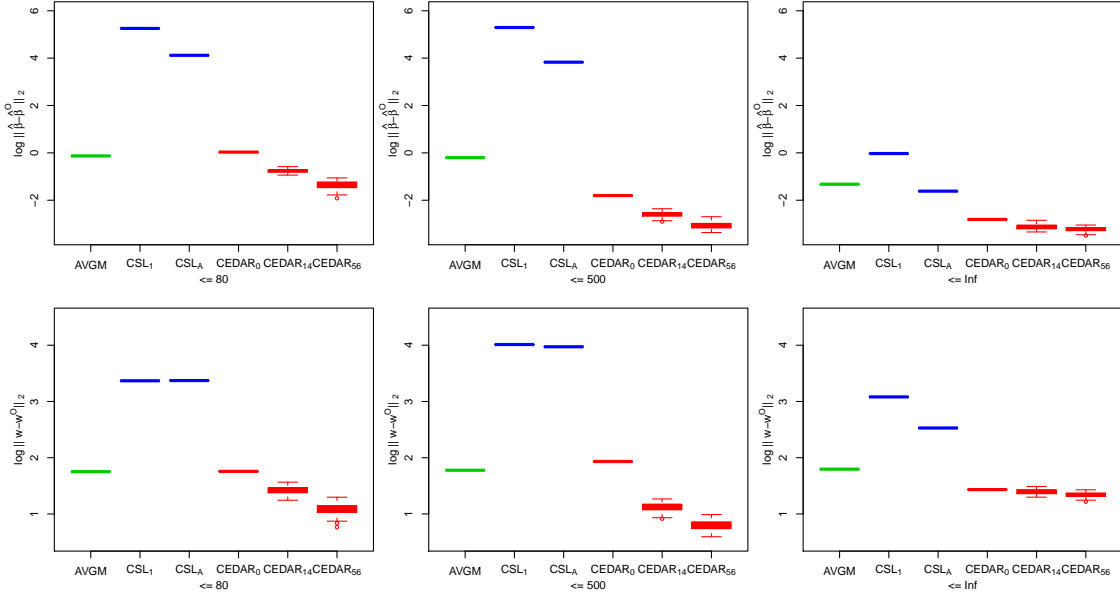


Figure 3: Boxplots of distance between estimated coefficient and the OLS coefficient (upper panels) and boxplots of distance between Wald test statistic vectors (lower panels) for three different settings. The left panels are obtained when the hospitals with at most 80 patients are included. The middle panels are obtained when the hospitals with at most 500 patients are included. The right panels are obtained when all hospitals are included.

As we do not have the gold standard, each method is compared to the full data OLS estimator (OPT). Noting that CEDAR is a stochastic procedure due to the randomness of posterior samples, CEDAR with a nonzero number of

posterior samples is performed on 100 replicates, each of which has a different set of posterior samples. Figure 3 shows the L_2 distances from the estimates obtained by each method to the optimal estimate $\hat{\beta}^O$ (upper panels), and shows the L_2 distances from the Wald test statistics vector obtained by each method to the optimal Wald test statistics vector \hat{w}^O . Again, AVGM for Wald test uses the method in Battey et al. (2018).

Overall, the results are commensurate with those from the simulation study. In terms of estimation, all methods show improvements as we include more hospitals. Meanwhile, CEDAR shows consistently good performance while CSL shows the most dramatic changes as the sample size cap and the sample size of the central site increase. In terms of inference, it is not necessarily the case that all methods improves even if we include more hospitals. It is perhaps due to the heterogeneity across datasets, which accumulates as we include more hospitals and poses challenges to the estimation of the Fisher information. Particularly, the CSL approach suffers greater challenges since it only uses the information from the central site to estimate the Fisher information.

7 Discussion

We have proposed CEDAR, an MLE-based method for distributed regression models. CEDAR provides enhanced statistical efficiency by aggregating the information from external data through the remote MLEs and the remote posterior samples. This framework enables the proper statistical inference that is highly important for the analysis of EHRs data and can easily accommodate the sparse regressions. CEDAR is communication efficient, has desirable theoretical properties for statistical inference and privacy protection, and is shown to outperform the existing communication-efficient distributed learning methods in numerical studies, particularly when the site sample sizes are small.

One potential limitation of CEDAR compared to the competing methods is its computational costs. If the remote posterior sample size K is small, CEDAR can be as computationally efficient as others. But, the costs can be much higher if both p and K large. Nevertheless, our experiments suggest that even a moderate K can make a significant improvement.

We focused on the linear regression in this article because the idea can be delivered in the clearest way. The algorithm derivations are exact with no approximation and the theoretical properties of CEDAR inherit the unbiasedness. But, the principle of CEDAR is not limited to the linear regression. A future research direction is to build a more general framework encompassing more complex models including the generalized linear models.

Acknowledgements

This work is partly supported by NIH grant R01GM124111. The content is solely the responsibility of the authors and does not necessarily represent the official views of the National Institutes of Health.

References

- Abadi, M., Chu, A., Goodfellow, I., McMahan, H. B., Mironov, I., Talwar, K., and Zhang, L. (2016). Deep learning with differential privacy. In *Proceedings of the 2016 ACM SIGSAC Conference on Computer and Communications Security*, page 308–318.
- Battey, H., Fan, J., Liu, H., Lu, J., and Zhu, Z. (2018). Distributed testing and estimation under sparse high dimensional models. *Ann. Statist.*, 46(3):1352–1382.
- Beck, A. and Teboulle, M. (2009). A fast iterative shrinkage-thresholding algorithm for linear inverse problems. *SIAM Journal on Imaging Sciences*, 2(1):183–202.
- Dempster, A. P., Laird, N. M., and Rubin, D. B. (1977). Maximum likelihood from incomplete data via the em algorithm. *Journal of the Royal Statistical Society. Series B (Methodological)*, 39(1):1–38.
- Deng, Y., Chang, C., Ido, M. S., and Long, Q. (2016). Multiple imputation for general missing data patterns in the presence of high-dimensional data. *Scientific Reports*, 6(1):21689.
- Dimitrakakis, C., Nelson, B., Zhang, Z., Mitrokotsa, A., and Rubinstein, B. I. P. (2017). Differential privacy for bayesian inference through posterior sampling. *Journal of Machine Learning Research*, 18(11):1–39.
- Dwork, C. and Roth, A. (2014). The algorithmic foundations of differential privacy. *Foundations and Trends® in Theoretical Computer Science*, 9(3–4):211–407.
- Fan, J., Guo, Y., and Wang, K. (2021). Communication-efficient accurate statistical estimation. *Journal of the American Statistical Association*, 0(0):1–11.
- Fan, J. and Li, R. (2001). Variable Selection via Nonconcave Penalized. *Journal of the American Statistical Association*, 96(456):1348–1360.
- He, Q., Zhang, H. H., Avery, C. L., and Lin, D. Y. (2016). Sparse meta-analysis with high-dimensional data. *Biostatistics*, 17(2):205–220.
- Hector, E. C. and Song, P. X.-K. (2020). Doubly distributed supervised learning and inference with high-dimensional correlated outcomes. *Journal of Machine Learning Research*, 21(173):1–35.
- Hector, E. C. and Song, P. X.-K. (2021). A distributed and integrated method of moments for high-dimensional correlated data analysis. *Journal of the American Statistical Association*, 116(534):805–818.
- Imtiaz, H. and Sarwate, A. D. (2018). Distributed differentially private algorithms for matrix and tensor factorization. *IEEE Journal of Selected Topics in Signal Processing*, 12(6):1449–1464.
- Javanmard, A. and Montanari, A. (2014). Confidence intervals and hypothesis testing for high-dimensional regression. *Journal of Machine Learning Research*, 15:2869–2909.
- Jordan, M. I., Lee, J. D., and Yang, Y. (2019). Communication-efficient distributed statistical inference. *Journal of the American Statistical Association*, 114(526):668–681.

- Kleiner, A., Talwalkar, A., Sarkar, P., and Jordan, M. I. (2014). A scalable bootstrap for massive data. *Journal of the Royal Statistical Society: Series B (Statistical Methodology)*, 76(4):795–816.
- Lee, J. D., Liu, Q., Sun, Y., and Taylor, J. E. (2017). Communication-efficient sparse regression. *Journal of Machine Learning Research*, 18(5):1–30.
- Lin, D. Y. and Zeng, D. (2010). On the relative efficiency of using summary statistics versus individual-level data in meta-analysis. *Biometrika*, 97(2):321–332.
- Mackey, L., Talwalkar, A., and Jordan, M. I. (2015). Distributed matrix completion and robust factorization. *Journal of Machine Learning Research*, 16(28):913–960.
- Maclaurin, D. and Adams, R. P. (2015). Firefly monte carlo: Exact mcmc with subsets of data. In *Proceedings of the Twenty-Fourth International Joint Conference on Artificial Intelligence, IJCAI-15*, pages 4289–4295.
- Maro, J. C., Platt, R., Holmes, J. H., Strom, B. L., Hennessy, S., Lazarus, R., and Brown, J. S. (2009). Design of a National Distributed Health Data Network. *Annals of Internal Medicine*, 151(5):341–344.
- McMahan, H. B., Ramage, D., Talwar, K., and Zhang, L. (2018). Learning differentially private recurrent language models. In *International Conference on Learning Representations*.
- Ohno-Machado, L., Agha, Z., and et al (2014). pSCANNER: patient-centered Scalable National Network for Effectiveness Research. *Journal of the American Medical Informatics Association*, 21(4):621–626.
- Scaman, K., Bach, F., Bubeck, S., Massoulié, L., and Lee, Y. T. (2018). Optimal algorithms for non-smooth distributed optimization in networks. In Bengio, S., Wallach, H., Larochelle, H., Grauman, K., Cesa-Bianchi, N., and Garnett, R., editors, *Advances in Neural Information Processing Systems*, volume 31, pages 2740–2749.
- Schweder, T. and Hjort, N. L. (2016). *Confidence, Likelihood, Probability: Statistical Inference with Confidence Distributions*. Cambridge Series in Statistical and Probabilistic Mathematics. Cambridge University Press.
- Shamir, O., Srebro, N., and Zhang, T. (2014). Communication-efficient distributed optimization using an approximate newton-type method. In *Proceedings of the 31st International Conference on Machine Learning*, volume 32, pages 1000–1008.
- Shortreed, S. M., Cook, A. J., Coley, R. Y., Bobb, J. F., and Nelson, J. C. (2019). Challenges and Opportunities for Using Big Health Care Data to Advance Medical Science and Public Health. *American Journal of Epidemiology*, 188(5):851–861.
- Tang, L., Zhou, L., and Song, P. X.-K. (2020). Distributed simultaneous inference in generalized linear models via confidence distribution. *Journal of Multivariate Analysis*, 176:104567.
- Tibshirani, R. (1996). Regression shrinkage and selection via the lasso. *Journal of the Royal Statistical Society. Series B (Methodological)*, 58(1):267–288.
- van de Geer, S., Bühlmann, P., Ritov, Y., and Dezeure, R. (2014). On asymptotically optimal confidence regions and tests for high-dimensional models. *Ann. Statist.*, 42(3):1166–1202.

- Wang, J., Kolar, M., Srebro, N., and Zhang, T. (2017). Efficient distributed learning with sparsity. In *Proceedings of the 34th International Conference on Machine Learning*, volume 70, pages 3636–3645.
- Xie, M.-g. and Singh, K. (2013). Confidence distribution, the frequentist distribution estimator of a parameter: A review. *International Statistical Review*, 81(1):3–39.
- Zhang, C.-H. (2010). Nearly unbiased variable selection under minimax concave penalty. *Ann. Statist.*, 38(2):894–942.
- Zhang, C.-H. and Zhang, S. S. (2014). Confidence intervals for low dimensional parameters in high dimensional linear models. *Journal of the Royal Statistical Society: Series B (Statistical Methodology)*, 76(1):217–242.
- Zhang, Y., Duchi, J., Jordan, M. I., and Wainwright, M. J. (2013a). Information-theoretic lower bounds for distributed statistical estimation with communication constraints. In *Advances in Neural Information Processing Systems 26*, pages 2328–2336.
- Zhang, Y., Duchi, J. C., and Wainwright, M. J. (2013b). Communication-efficient algorithms for statistical optimization. *J. Mach. Learn. Res.*, 14(1):3321–3363.
- Zou, H. and Hastie, T. (2005). Regularization and variable selection via the elastic net. *Journal of the Royal Statistical Society: Series B (Statistical Methodology)*, 67(2):301–320.