

Doubly Charged Higgs Boson Production at Hadron Colliders II: A Zee-Babu Case Study

Richard Ruiz 

*Institute of Nuclear Physics – Polish Academy of Sciences (IFJ PAN),
ul. Radzikowskiego, 31-342, Kraków, Poland*

E-mail: rruiz@ifj.edu.pl

ABSTRACT: We revisit the phenomenology of the Zee-Babu model for neutrino masses and the ability to differentiate it from the Type II Seesaw model at the LHC. We conclude that this task is much more difficult than previously believed. All inputs equal in the two scenarios, we find that total and differential rates for producing pairs of doubly and singly charged scalars are identical in shape and only differ in normalization by the ratio of hadronic cross sections, which can be unity. This holds for Drell-Yan, $\gamma\gamma$ fusion, and gg fusion, as well as observables at LO and NLO in QCD. The differences are small and can be hidden by unknown branching rates. This likeness allows us to reinterpret Run II limits on the Type II Seesaw and estimate projections for the HL-LHC. Using updated neutrino oscillation data, we find that some collider observables, e.g., lepton flavor-violating branching ratios, are now sufficiently precise to provide a path forward. Other means of discrimination are also discussed. As a byproduct, we report the availability of new Universal `FeynRules` Object libraries, the `SM_ZeeBabu` UFO, that enable fully differential simulations up to NLO+LL(PS) with tool chains employing `MadGraph5_aMC@NLO`.

KEYWORDS: Zee-Babu Model, Neutrino Masses, Large Hadron Collider, Beyond the Standard Model Physics

ARXIV EPRINT: [2206.qwerty](https://arxiv.org/abs/2206.qwerty)

Contents

1	Introduction	2
2	Theoretical framework: the Zee-Babu model	4
3	Computational setup and Monte Carlo tuning	6
3.1	Monte Carlo tool chain	6
3.2	Standard Model inputs	7
3.3	Zee-Babu inputs	7
4	Phenomenology of the canonical Zee-Babu model	8
4.1	Neutrino masses	8
4.2	Decay channels of k and h	9
4.3	Constraints from partial wave unitarity	12
4.4	kk and hh pairs at the LHC	13
5	Distinguishing the Zee-Babu and Type II Seesaw models at the LHC	19
5.1	Total Cross Section	20
5.2	Kinematic distributions of doubly charged scalars	24
5.3	Limits and projections for the LHC	30
5.4	Correlations in flavor-violating decays of singly charged scalars	32
5.5	Establishing non-conservation of lepton number at the LHC	34
6	Summary and Conclusions	35
A	Cross section normalizations at 13, 14, and 100 TeV	36

1 Introduction

It is a fact of life that neutrino oscillation data support large mixing angles and at least two neutrinos having tiny masses [1, 2], whereas the Standard Model of particle physics (SM) postulates that all three neutrinos are massless Weyl fermions. As the SM is an otherwise successful description of data across many scales, one is inclined to extend the model in order to reconcile this discrepancy and reproduce the well-established [3, 4] Pontecorvo-Maki-Nakagawa-Sakata (PMNS) paradigm [5–7] from more fundamental principles. What is less clear, is which, if any, of the many neutrino mass models throughout the literature are at least partially correct.

Among the most studied neutrino mass models are those that conjecture the existence of new fermions, such as right-handed (RH) neutrinos (ν_R) and vector-like leptons. While motivated, the most minimal [8] incarnations of these, e.g., the Types I [9–15] and III [16] Seesaws models, introduce coupling and/or mass hierarchies. Subsequently, additional states and interactions are

typically needed to soften these hierarchies or render them experimentally testable. In light of this and of the limited guidance provided by data and theory, it is important to take a broad, complementary approach to neutrino mass models, including exploring scenarios without ν_R .

Along these lines, the Type II Seesaw model [15, 17–20] and Zee-Babu model [21–23] are typical scenarios that can reproduce oscillation data without invoking ν_R . Instead, these models postulate the existence of so-called leptonic scalars, i.e., scalars that carry nonzero lepton number (LN), that also couple directly to electroweak (EW) gauge bosons. In the Type II case, the existence of a scalar $SU(2)_L$ triplet $\hat{\Delta}$ is hypothesized and left-handed (LH) Majorana neutrino masses are sourced at tree level from the vacuum expectation value (vev) of $\hat{\Delta}$. In the Zee-Babu case, the existence of two scalar $SU(2)_L$ singlets k, h , which carry hypercharge, are hypothesized and LH Majorana neutrino masses are generated radiatively at two loops. In both cases, neutrino masses are proportional to a parameter $\mu_{\cancel{L}}$ that signals the scale at which LN is broken.

It is notable that these two models share similar phenomenology. Both predict, for example, the existence of singly and doubly charged scalars, an absence of sterile neutrino mixing, charged lepton flavor violation (cLFV), as well as lepton number violation (LNV). Despite these similarities, the number of theoretical studies and experimental searches dedicated to the Type II Seesaw far exceed those for the Zee-Babu model; for reviews, see Refs. [24–27]. This asymmetry is despite radiative neutrino mass models generically inducing neutrino non-standard interactions with matter [28, 29], despite models of leptonic scalars generically predicting new phenomena at low- and high-energy experiments [30–32], and despite the Zee-Babu model specifically being testable at current and future lepton-flavor experiments [28, 33–39] as well as at the Large Hadron Collider (LHC) and its high luminosity upgrade (HL-LHC) [25, 26, 33, 35, 38, 40].

In this work, we revisit the phenomenology of the Zee-Babu model and the extent to which it can be distinguished from Type II Seesaw at the hadron colliders. This study is motivated, in part, by recent the measurement of the W boson’s mass at the CDF experiment [41]. With high significance, the collaboration reports a mass larger than predicted by precision EW data, but also one that fits naturally in the Type II Seesaw [42–47]. Subsequently, the measurement is reigniting interest in searches for doubly and singly charged scalars at the LHC [48, 49]. If a discovery of exotically charged scalars follows soon at the LHC, it will be paramount to exclude one or both models. The aim of the work is to provide some guidance in this direction.

Comparative studies of doubly charged scalars in the Zee-Babu model and other scalar extensions of the SM have been conducted in the past [35, 37, 38, 40, 50–53]. These, however, are largely restricted to comparing inclusive cross sections via Drell-Yan (DY) at leading order (LO) in quantum chromodynamics (QCD), or brute-force recasting using simulated events at LO with parton shower-matching at leading logarithmic accuracy (LO+LL(PS)). In this work, we report an interesting observation. Namely, for the DY, gluon fusion, and photon fusion mechanisms, and for all inputs equal, hadronic cross sections (Sec. 5.1) and differential (Sec. 5.2) distributions of scalars in the Zee-Babu and Type II models differ at most by a uniform scaling factor. That is to say, for fixed masses, production channel, etc., the shapes of kinematical distributions in the two scenarios are the same. Therefore, fiducial cross sections predicted by one theory can be obtained for the other by a naïve re-scaling. This holds for observables at LO+LL(PS) and next-to-leading order in QCD with PS-matching (NLO+LL(PS)). For some processes, the scale factor, which is given by the ratio of hadronic cross sections, is precisely unity at LO in the EW

theory. For others, it is nearly independent of scalar mass but inherits a weak sensitivity via the dynamics of parton density functions (PDFs). In all cases, differences in cross sections between the two models are sufficiently small that they can be hidden by unknown branching rates.

This observation means that experimentally distinguishing the Zee-Babu and Type II Seesaw models will be more difficult than previously believed. However, our findings also show that LHC searches for charged scalars decaying directly to leptons in the Type II Seesaw can automatically be reinterpreted in the context of the Zee-Babu model. Using Ref. [49], we estimate (Sec. 5.3) that $k^{\mp\mp}$ masses as large as $m_k = 860$ GeV and decay rates as small as $\text{BR}(k^{\mp\mp} \rightarrow \ell^{\mp}\ell'^{\mp}) = 16\%$ for $\ell \in \{e, \mu\}$ are excluded by the ATLAS experiment with $\mathcal{L} \approx 139 \text{ fb}^{-1}$ of data at $\sqrt{s} = 13$ TeV. Assuming constant analysis and detector performance, we project this can reach $m_k = 1110$ GeV and $\text{BR}(k^{\mp\mp} \rightarrow \ell^{\mp}\ell'^{\mp}) = 8\%$ with $\mathcal{L} = 3 \text{ ab}^{-1}$ at $\sqrt{s} = 13$ TeV. Furthermore, with updated neutrino oscillation data, we find (Sec. 5.4) that predictions for flavor-violating $h^{\mp} \rightarrow \ell^{\mp}\nu_{\ell'}$ decays in the Zee-Babu are now sufficiently precise to have discriminating power. As a byproduct, we report the availability of new Universal FeynRules Object libraries [54], the SM.ZeeBabu UFO, that enable simulations up to NLO+LL(PS) with MadGraph5_aMC@NLO [55, 56].

This report continues according to the following: In Sec. 2, we describe the theoretical framework in which we work. In Sec. 3, we summarize our computational setup and the tuning of our Monte Carlo (MC) tool chain. In Sec. 4, we broadly revisit and update the phenomenology of Zee-Babu model, including the first NLO in QCD predictions for Zee-Babu scalars at the LHC. We present our main results in Sec. 5, where we discuss similarities and differences of Zee-Babu and Type II scalars at hadron colliders. We summarize and conclude in Sec. 6.

2 Theoretical framework: the Zee-Babu model

The Zee-Babu model [21–23] extends the SM by two complex scalars, k and h , with the quantum number assignments $(\mathbf{1}, \mathbf{1}, -2)$ and $(\mathbf{1}, \mathbf{1}, -1)$ under the SM gauge group $\mathcal{G}_{\text{SM}} = \text{SU}(3)_c \otimes \text{SU}(2)_L \otimes \text{U}(1)_Y$. Neither carries color or weak isospin but both are charged under weak hypercharge. k and h are assigned lepton number $L = +2$, which is normalized such that SM leptons carry $L = +1$. In terms of the SM Lagrangian (\mathcal{L}_{SM}), the Lagrangian of the Zee-Babu model (\mathcal{L}_{ZB}) is

$$\mathcal{L}_{\text{ZB}} = \mathcal{L}_{\text{SM}} + \mathcal{L}_{\text{Kin.}} + \mathcal{L}_{\text{Yuk.}} + \mathcal{L}_{\text{ZB scalar}} + \delta\mathcal{L}_{\nu} . \quad (2.1)$$

The kinetic part of the Lagrangian for k and h is given by the following covariant derivatives

$$\mathcal{L}_{\text{Kin.}} = (D_{\mu}k)^{\dagger}(D^{\mu}k) + (D_{\mu}h)^{\dagger}(D^{\mu}h), \quad \text{with} \quad D_{\mu} = \partial_{\mu} + ig_Y \hat{Y} B_{\mu} . \quad (2.2)$$

Here, the weak hypercharge operator is normalized such that the electromagnetic charge operator is $\hat{Q} = \hat{T}_L^3 + \hat{Y}$, and $Y_k = -2$ ($Y_h = -1$). The weak hypercharge coupling is denoted by $g_Y \approx 0.36$. As neither k nor h mix with SM states, the mass eigenstates, denoted by k^{--} and h^{-} , are aligned with their gauge states and carry the electric charges $Q_k = -2$ and $Q_h = -1$, respectively. (In the following, we often omit the charge symbols \mp when referring to mass eigenstates.)

After EW symmetry breaking (EWSB), the hypercharge field B_{μ} mixes with the weak isospin field W_{μ}^3 and can be decomposed in terms of the usual mass eigenstates $B_{\mu} = \cos\theta_W A_{\mu} -$

$\sin\theta_W Z_\mu$, where θ_W is the weak mixing angle. In the mass basis, Eq. (2.2) becomes

$$\begin{aligned} \mathcal{L}_{\text{Kin.}} \stackrel{\text{EWSB}}{=} & (\partial_\mu S^\dagger)(\partial^\mu S) + e^2 Q_s^2 (S^\dagger S) A_\mu A^\mu + e^2 Q_s^2 \tan^2 \theta_W (S^\dagger S) Z_\mu Z^\mu \\ & + 2e^2 Q_s^2 \tan \theta_W (S^\dagger S) A_\mu Z^\mu - ie Q_S (A_\mu - \tan \theta_W Z_\mu) \left((\partial^\mu S^\dagger) S - S^\dagger (\partial^\mu S) \right). \end{aligned} \quad (2.3)$$

As usual, $e = g_Y \cos \theta$ is the electromagnetic coupling. The list (S, S^\dagger, Q_s) is shorthand for the mass eigenstates and charge (k^{--}, k^{++}, Q_k) and (h^-, h^+, Q_h) . In anticipation of Sec. 5.1, we highlight that h and k couple to the Z boson only through $B - W^3$ mixing since they are $\text{SU}(2)_L$ singlets. And since the weak mixing angle (modulo running) is only about $\theta_W \approx 29^\circ$, h and k inherently couple more to the photon than to the Z . For example: in comparison to the four-point $S - S - A - A$ vertex, the $S - S - A - Z$ vertex is suppressed by a factor of $\tan \theta_W \approx 1/\sqrt{3} \approx 0.55$, and the $S - S - Z - Z$ vertex is down $\tan^2 \theta_W \approx 1/3$. Similarly, the $S - S - Z$ vertex is suppressed by $\tan \theta_W \approx 1/\sqrt{3}$ in comparison to the $S - S - A$ vertex.

The Yukawa part of \mathcal{L}_{ZB} describes the coupling of SM leptons to k and h . It is given by

$$\mathcal{L}_{\text{Yuk.}} = f_{ij} \bar{\tilde{L}}^i L^j h^\dagger + g_{ij} \overline{(e_R^c)^i} e_R^j k^\dagger + \text{H.c.} \quad (2.4)$$

$$\stackrel{\text{EWSB}}{=} f_{\ell\ell'} \left(\overline{(\ell_L^c)} \nu_{\ell'} - \overline{(\nu_\ell^c)} \ell'_L \right) h^\dagger + g_{\ell\ell'} \overline{(\ell_R^c)} \ell'_R k^\dagger + \text{H.c.} \quad (2.5)$$

Here, $(L^i)^T = (\nu_L^i, e_L^i)$ is the SM LH lepton doublet with generation index $i = 1, \dots, 3$; $\tilde{L}^i \equiv i\sigma^2 (L^c)^i$ is the usual rotation in $\text{SU}(2)_L$ space but of L 's charge conjugate; and e_R^i is the SM RH charged lepton. The Yukawa couplings to h are given by f_{ij} , a 3×3 , complex matrix that is anti-symmetric, i.e., $f_{ij} = -f_{ji}$. The Yukawa couplings to k are given by g_{ij} , a 3×3 , complex matrix symmetric, i.e., $g_{ij} = g_{ji}$. After EWSB, the chiral states $e_{L/R}^i$ can be rotated trivially into their flavor/mass eigenstates $\ell = e, \mu, \tau$. At this point neutrinos are still massless, meaning that their gauge and flavor states are also aligned. Formally, this leads to the redefinition of $g_{\ell\ell'} = R_{\ell i}^* g_{ij} R_{j\ell'}$ and $f_{\ell\ell'} = R_{\ell i}^* f_{ij} R'_{j\ell'}$, where R and R' are the identity matrix. The Yukawa couplings $g_{\ell\ell'}$ and $f_{\ell\ell'}$ induce LFV in decays and transition of τ and μ . While this is constrained by experimental searches for LFV, k and h with masses below 1 TeV are still allowed [28, 35].

The scalar potential of k and h , including couplings to the SM Higgs doublet Φ , is given by

$$\begin{aligned} -\mathcal{L}_{\text{ZB scalar}} = & \tilde{m}_k^2 k^\dagger k + \tilde{m}_h^2 h^\dagger h + \lambda_k (k^\dagger k)^2 + \lambda_h (h^\dagger h)^2 + \lambda_{hk} (k^\dagger k) (h^\dagger h) \\ & + \left(\mu_{\cancel{h}} h h k^\dagger + \text{H.c.} \right) + \lambda_{kH} (k^\dagger k) \Phi^\dagger \Phi + \lambda_{hH} (h^\dagger h) \Phi^\dagger \Phi. \end{aligned} \quad (2.6)$$

The states H^0 , G^\pm , and G^0 are the usual SM Higgs and Goldstone bosons, with $\sqrt{2}\Phi^T = (-i\sqrt{2}G^+, v + H^0 + iG^0)$ and $v = \sqrt{2}\langle\Phi\rangle \approx 246$ GeV. After EWSB, one has in the mass basis

$$\begin{aligned} -\mathcal{L}_{\text{ZB scalar}} \stackrel{\text{EWSB}}{=} & m_k^2 k^{++} k^{--} + m_h^2 h^+ h^- + \lambda_k (k^{++} k^{--})^2 + \lambda_h (h^+ h^-)^2 \\ & + \lambda_{hk} k^{++} k^{--} h^+ h^- + \left(\mu_{\cancel{h}} h^- h^- k^{++} + \text{H.c.} \right) \\ & + \frac{\lambda_{kH}}{2} k^{++} k^{--} (2vH^0 + H^0 H^0) + \frac{\lambda_{hH}}{2} h^+ h^- (2vH^0 + H^0 H^0) \\ & + \frac{\lambda_{kH}}{2} k^{++} k^{--} (2G^- G^+ + G^0 G^0) + \frac{\lambda_{hH}}{2} h^+ h^- (2G^- G^+ + G^0 G^0). \end{aligned} \quad (2.7)$$

The physical masses of k and h are, respectively,

$$m_k^2 = \tilde{m}_k^2 + \frac{\lambda_{kH}}{2} v^2 \quad \text{and} \quad m_h^2 = \tilde{m}_h^2 + \frac{\lambda_{hH}}{2} v^2. \quad (2.8)$$

Demands for a first-order EW phase transition favors lighter masses, with $m_k, m_h < 300$ GeV [57].

A few comments: (i) In this work, we adopt the conventional assignments of LN wherein leptons carry $L = +1$, h and k carry $L = +2$, and antiparticle states carry $L < 0$. This implies that the three-point vertex $h-h-k$, which is proportional to dimensionful parameter $\mu_{\cancel{L}}$, violates LN explicitly by $\Delta L = \pm 2$ units. We identify $\mu_{\cancel{L}}$ as the scale of LNV. In the $\mu_{\cancel{L}} \rightarrow 0$ limit, LN is conserved in the Zee-Babu model; conversely, in the limit where $\mu_{\cancel{L}}$ is fixed but either k or h is infinitely heavy, i.e., the decoupling limit [58], the $h-h-k$ vertex vanishes and leads to LN conservation. (ii) The assignment also implies that the Yukawa interactions in Eq. (2.4) conserve LN. However, in the absence of $\mu_{\cancel{L}}$, g , f , or the Yukawa couplings y_ℓ between the SM Higgs and charged leptons, LN can be redefined such that it is conserved [35]. (iii) In $\mathcal{L}_{\text{ZB scalar}}$, the coupling normalizations follow Refs. [35]. In this convention, the $h-h-k$ Feynman rule, $\Gamma_{h-h-k} = -i(2!)\mu_{\cancel{L}}$, carries a factor of $(2!)$ that would otherwise cancel in other normalizations. (iv) In this model, neutrinos are massless at tree level after EWSB, i.e., $\delta\mathcal{L}_\nu = 0$. Unlike the Types I-III Seesaws, they are generated radiatively. Discussion of this is postponed to Sec. 4.1.

3 Computational setup and Monte Carlo tuning

In order to assist reproducing our results, we now document our Monte Carlo tool chain (Sec. 3.1), our SM inputs (Sec. 3.2), and our benchmark Zee-Babu inputs (Sec. 3.3).

3.1 Monte Carlo tool chain

To study the Zee-Babu model numerically, we transcribe the tree-level Lagrangian with Goldstone boson couplings in Eq. (2.1) into `FeynRules` v2.3.36 [59, 60]. For the SM Lagrangian, we use the implementation available in `FeynRules`, the file `sm.fr` v1.4.7. We phenomenologically parameterize the Lagrangian and set $\delta\mathcal{L}_\nu = 0$. QCD ultraviolet and R_2 counter terms up to $\mathcal{O}(\alpha_s)$ are computed using `NLOCT` v1.02 [61] and `FeynArts` 3.11 [62]. Feynman rules up to one loop in α_s are then generated and packaged into a series of Universal `FeynRules` Output (UFO) libraries [54] that we collectively label the `SM_ZeeBabu` UFO libraries¹. In this work, we use the `SM_ZeeBabu_NLO` UFO, which enables the computation of tree-induced processes up to NLO+LL(PS) in QCD and QCD loop-induced processes up to LO+LL(PS). We checked that our implementation agrees with the partonic expressions for k and h pair production [50].

For computing matrix element and generating events, we use `MadGraph5_aMC@NLO` (`mg5amc`) v3.4.0 [55, 56], which employs `MadLoop` [63, 64] and the MC@NLO formalism [65] as implemented in `MadFKS` [66–68]. The interface between the UFO and `mg5amc` is handled by `ALOHA` [69]. Events are parton showered using `Pythia` v8.306 [70], with underlying event / multi-particle interactions and QED showering enabled. Hadrons are clustered using the anti- k_T sequential clustering

¹The UFO libraries `SM_ZeeBabu_NLO`, `SM_ZeeBabu_XLO`, etc., and the associated `FeynRules` generation files are publicly available on the `FeynRules` model database at the URL <https://feynrules.irmp.ucl.ac.be/wiki/ZeeBabu>.

algorithm [71] as implemented in `FastJet` [72, 73]. A customized analysis² is used to analyze hadron-level events with the `Histogram with Uncertainties (HwU)` [56] platform.

3.2 Standard Model inputs

For numerical results, we assume $n_f = 5$ massless quarks and the following SM inputs [74]:

$$\sin^2 \theta_W = 0.23126, \quad \alpha_{\text{QED}}^{-1}(M_Z) = 127.94, \quad M_Z = 91.1876 \text{ GeV}, \quad \Gamma_Z = 2.4952 \text{ GeV}, \quad (3.1a)$$

$$m_t(m_t) = 173.3 \text{ GeV}, \quad \Gamma_t = 1.350 \text{ GeV}, \quad m_H = 125.7 \text{ GeV}, \quad \Gamma_W = 2.085 \text{ GeV}. \quad (3.1b)$$

At tree level, this corresponds to $M_W \approx 79.95 \text{ GeV}$, $v \approx 245 \text{ GeV}$, and $G_F \approx 1.17456 \times 10^{-5} \text{ GeV}^{-2}$. For select results, we use the following charged lepton masses:

$$m_e = 511 \text{ keV}, \quad m_\mu \approx 106 \text{ MeV}, \quad m_\tau \approx 1.78 \text{ GeV}. \quad (3.2)$$

We otherwise assume charged lepton are massless³. We approximate the Cabbibo-Kobayashi-Maskawa matrix by the identity matrix. For hadronic cross sections we use the MMHT 2015 QED NLO (`lhaid=26000`) and next-to-next-to-leading order (NNLO) (`lhaid=26300`) PDF sets [75]. Both PDF sets employ to the LUXqed formalism to determine the photon PDF [76, 77] and use $\alpha_s(M_Z) \approx 0.1180$. PDFs and $\alpha_s(\mu_r)$ are evolved using LHAPDF v6.3.0 [78]. PDF uncertainties are extracted using eigenvector sets [79] as implemented in LHAPDF. For all DY processes we use the NLO PDF set; for all non-DY processes we use the NNLO PDF set.

For DY calculations at LO and NLO, we set the central collinear factorization (μ_f) and renormalization (μ_r) scales to be half the sum of transverse energies of final state particles:

$$\mu_f, \mu_r = \zeta \times \mu_0, \quad \text{where} \quad \zeta = 1 \quad \text{and} \quad \mu_0 = \frac{1}{2} \sum_{f \in \{\text{final state}\}} \sqrt{m_f^2 + p_{Tf}^2}. \quad (3.3a)$$

For all other calculations, we set the two scales equal to the scale of hard scattering process:

$$\mu_0 = Q \equiv \sqrt{q^2}, \quad \text{where} \quad q^\mu = \sum_{f \in \{\text{final state}\}} p_f^\mu. \quad (3.3b)$$

The 9-point scale uncertainty is obtained by varying ζ over the discrete range $\zeta \in \{0.5, 1.0, 2.0\}$.

Finally, the shower scale μ_s is set according to its default prescription [56]. To steer the shower, we use the MSTW 2008 LO PDF set (`lhaid=21000`) [79] and the ATLAS A14 central tune (`Tune:pp = 20`) [80]. We do not estimate the uncertainty associated with PS modeling.

3.3 Zee-Babu inputs

As neutrinos are effectively massless on momentum scales observed at the LHC and to minimize potential theoretical biases, we take a phenomenological approach and neglect neutrino masses for collider computations. In practice, this means that the relationships in Eqs. (4.6), (4.9), and (4.10) are not imposed. This allows us to vary nonzero $f_{\ell\ell'}$ and $g_{\ell\ell'}$ freely and independently.

²Scripts and analyses libraries written for this study are available publicly from the URL: <https://gitlab.cern.ch/riruiz/public-projects/-/tree/master/ZeeBabu.LHC.Update>.

³By default, we use the `SM.ZeeBabu_NLO` UFO, which assumes massless leptons. Wherever charged lepton masses are relevant, we use the `SM.ZeeBabu_MassiveLeptons_NLO` UFO, which is an otherwise identical UFO.

Unless specified, we assume the following model benchmark inputs

$$m_k = 500 \text{ GeV}, m_h = 300 \text{ GeV}, \mu_\Psi = 1 \text{ TeV}, \{\lambda\} = 1, g_{\ell\ell'} = 1, f_{\ell\ell'} = (1 - \delta_{\ell\ell'}), \quad (3.4)$$

where $\{\lambda\}$ represents all the scalar couplings in the Lagrangian $\mathcal{L}_{\text{ZB scalar}}$ of Eq. (2.7).

4 Phenomenology of the canonical Zee-Babu model

In this section, we revisit the non-collider and collider phenomenology of the Zee-Babu model. We start in Sec. 4.1 with a discussion of neutrino masses and then summarize the decay properties of k and h in Sec. 4.2. Theoretical constraints from partial wave unitarity are obtained in Sec. 4.3. Finally, we present updated cross section predictions for the LHC in Sec. 4.4. We stress that several findings here have not been previously reported in the literature.

4.1 Neutrino masses

In the Zee-Babu model, there are no ν_R and therefore no Dirac neutrino masses. Likewise, k and h cannot contract with L and Φ so as to generate LH Majorana masses at tree level. Instead, the μ_Ψ term in $\mathcal{L}_{\text{ZB scalar}}$ induces LH Majorana masses at two loops. In the flavor basis and with flavor indices $i, j, a, b \in \{e, \mu, \tau\}$, neutrino masses are described by Lagrangian [22, 23]

$$\delta\mathcal{L}_\nu^{2\text{-loop}} = -\frac{1}{2}(\nu_L^c)^i \left(\mathcal{M}_\nu^{\text{flavor}}\right)_{ij} \nu_L^j + \text{H.c.}, \quad (4.1a)$$

$$\left(\mathcal{M}_\nu^{\text{flavor}}\right)_{ij} = 16\mu_\Psi f_{ia} m_a g_{ab}^* \mathcal{I}_{ab}(r) m_b f_{jb}. \quad (4.1b)$$

The integral factor $\mathcal{I}_{ab}(r)$ is approximately given by the expression [35, 81]

$$\mathcal{I}_{ab}(r) \approx \frac{\pi^2}{3(16\pi^2)^2 M_{\text{max}}^2} \delta_{ab} \tilde{I}(r), \quad \text{where} \quad \tilde{I}(r) \approx \begin{cases} 1 + \frac{3}{\pi^2}(\log^2 r - 1), & r \gg 1 \\ 1, & r \rightarrow 0 \end{cases}. \quad (4.2a)$$

Here, $r = (m_k^2/m_h^2)$ and $M_{\text{max}} = \max(m_k, m_h)$. Rotating neutrinos from their flavor states (ν_ℓ) into their mass states (ν_m) via the PMNS matrix [5–7], i.e.,

$$\nu_L^i = U_{im}^{\text{PMNS}} \nu_m, \quad m = 1, \dots, 3, \quad (4.3)$$

allows one to diagonalize the mass matrix. The result is

$$(\mathcal{M}_\nu^{\text{mass}}) = \text{diag}(m_1, m_2, m_3) \quad (4.4)$$

$$= U_{mi}^{\text{PMNS}*} \left(\mathcal{M}_\nu^{\text{flavor}}\right)_{ij} U_{jm}^{\text{PMNS}} \quad (4.5)$$

$$= (16\mu_\Psi) \times U_{mi}^{\text{PMNS}*} f_{ia} m_a g_{ab}^* \mathcal{I}_{ab} m_b f_{jb} U_{jm}^{\text{PMNS}} \quad (4.6)$$

$$\sim \mathcal{O}(10^{-3}) \times \mathcal{O}(f^2 g) \times \mu_\Psi \times \left(\frac{m_a m_b}{M_{\text{max}}^2}\right). \quad (4.7)$$

For Yukawa couplings $f \sim g \sim \mathcal{O}(0.1)$, and charged lepton masses $(m_a m_b) \sim \mathcal{O}(0.1) \text{ GeV}^2$, neutrino masses that are naturally $\mathcal{O}(1) \text{ eV}$ can be obtained from Zee-Babu mass scales μ_Ψ, M_{max} that are $\mathcal{O}(100) \text{ GeV}$. Given presently available oscillation data [4], the above expression impose

meaningful constraints on f_{ij} and g_{ij} . However, exploring the rich complementarity of oscillation data, low-energy flavor data, and high-energy collider data for the Zee-Babu model is outside the scope of this work. Such studies have been conducted in Refs. [28, 35, 37, 39]. Nevertheless, we comment on a nontrivial correlation between oscillation data and the Yukawa couplings.

The antisymmetric nature of $f_{\ell\ell'}$ implies a zero determinant:

$$\det(f_{\ell\ell'}) = \det(f_{\ell'\ell}) = \det(-f_{\ell\ell'}) = (-1)^3 \det(f_{\ell\ell'}) = 0, \quad (4.8)$$

and subsequently that $\det(\mathcal{M}_\nu^{\text{mass}}) = 0$. This forces at least one neutrino to be massless. Thus, the mass spectrum is fixed by the measured atmospheric and solar mass splittings, up to the mass-ordering ambiguity. Moreover, one can build eigenvector equations that relate elements of $f_{\ell\ell'}$ and U^{PMNS} . For the normal ordering (NO) of neutrino masses, one has [35]

$$\frac{f_{e\tau}}{f_{\mu\tau}} = \tan\theta_{12} \frac{\cos\theta_{23}}{\cos\theta_{13}} + \tan\theta_{13} \sin\theta_{23} e^{-i\delta}, \quad (4.9a)$$

$$\frac{f_{e\mu}}{f_{\mu\tau}} = \tan\theta_{12} \frac{\cos\theta_{23}}{\cos\theta_{13}} - \tan\theta_{13} \sin\theta_{23} e^{-i\delta}, \quad (4.9b)$$

while for the inverse order (IO), one has

$$\frac{f_{e\tau}}{f_{\mu\tau}} = -\frac{\sin\theta_{23}}{\tan\theta_{13}} e^{-i\delta}, \quad (4.10a)$$

$$\frac{f_{e\mu}}{f_{\mu\tau}} = \frac{\cos\theta_{23}}{\tan\theta_{13}} e^{-i\delta}, \quad (4.10b)$$

$$\frac{f_{e\tau}}{f_{e\mu}} = -\tan\theta_{23}. \quad (4.10c)$$

Relationships for $g_{\ell\ell'}$ also exist but are more complicated. For both mass orderings, consistency between oscillation data and the hierarchy of charged lepton masses leads to scaling [35]:

$$g_{\tau\tau} : g_{\mu\tau} : g_{\mu\mu} \sim \frac{m_\mu^2}{m_\tau^2} : \frac{m_\mu}{m_\tau} : 1. \quad (4.11)$$

4.2 Decay channels of $k^{\mp\mp}$ and h^\mp

We now comment on the leading and sub-leading decays of $k^{\mp\mp}$ and h^\mp . While formula for two-body partial widths (Γ) have been documented before, not all of the following properties have been reported. For an n_f -body state f , the $i \rightarrow f$ partial width is given by the formula

$$\Gamma(i \rightarrow f) = \int dPS_{n_f} \frac{d\Gamma}{dPS_{n_f}}, \quad \frac{d\Gamma}{dPS_{n_f}} = \frac{1}{2m_i} \frac{1}{\mathcal{S}_i} \sum_{\text{dof}} |\mathcal{M}(i \rightarrow f)|^2, \quad (4.12a)$$

$$dPS_{n_f} = (2\pi)^4 \delta^4 \left(p_i - \sum_{k=1}^{n_f} p_k \right) \prod_{k=1}^{n_f} \frac{d^3 p_k}{(2\pi)^3 2E_k}. \quad (4.12b)$$

Here, \mathcal{M} is the $i \rightarrow f$ matrix element; the summation in the first line is over discrete degrees of freedom (dof); e.g., helicity, \mathcal{S}_i is the spin-averaging multiplicity; and dPS_{n_f} is the phase space integration measure. The total width ($\Gamma_i^{\text{Tot.}}$) of i and the $i \rightarrow f$ branching rate (BR) are then:

$$\Gamma_i^{\text{Tot.}} = \sum_f \Gamma(i \rightarrow f), \quad \text{and} \quad \text{BR}(i \rightarrow f) = \frac{\Gamma(i \rightarrow f)}{\Gamma_i^{\text{Tot.}}}. \quad (4.13)$$

Starting with the state $k^{\mp\mp}$, the leading two- and three-body decay channels include

$$k^{\mp\mp} \rightarrow \ell^{\mp}\ell'^{\mp}, \quad (4.14a)$$

$$k^{\mp\mp} \rightarrow h^{\mp}h^{\mp}, \quad (4.14b)$$

$$k^{\mp\mp} \rightarrow h^{\mp}\ell^{\mp}\nu_{\ell'}^{(-)}, \quad (4.14c)$$

$$k^{\mp\mp} \rightarrow h^{\mp}h^{\mp}Z/H^0/\gamma, \quad (4.14d)$$

$$k^{\mp\mp} \rightarrow \ell^{\mp}\nu_{\ell'}^{(-)}W^{\mp}. \quad (4.14e)$$

The first proceeds by the symmetric Yukawa coupling $g_{\ell\ell'}$ and conserves LN since $k^{\mp\mp}$ carries $L = \pm 2$. The second proceeds through $\mu_{\cancel{L}}$ and violates LN since h^{\mp} also carries $L = \pm 2$. The last three are radiative corrections to the first two and are coupling or phase-spaced suppressed.

The $k^{\mp\mp} \rightarrow \ell^{\pm}\ell'^{\pm}$ partial width with full lepton-mass dependence is given by

$$\Gamma(k^{\mp\mp} \rightarrow \ell^{\pm}\ell'^{\pm}) = \frac{|g_{\ell\ell'}|^2}{4\pi(1 + \delta_{\ell\ell'})} m_k \times (1 - r_{\ell} - r_{\ell'}) \lambda^{1/2}(1, r_{\ell}, r_{\ell'}), \quad (4.15a)$$

$$\text{where } \lambda(x, y, z) = (x - y - z)^2 - 4yz, \quad \text{and } r_i = \frac{m_i^2}{m_k^2}. \quad (4.15b)$$

The Kronecker $\delta_{\ell\ell'}$ accounts for $1/(2!)$ symmetry factor for identical particles in the final state.

Assuming $m_k > 2m_h$, the $k^{\mp\mp} \rightarrow h^{\mp}h^{\mp}$ partial width is given by

$$\Gamma(k^{\mp\mp} \rightarrow h^{\mp}h^{\mp}) = \frac{1}{8\pi} \left(\frac{\mu_{\cancel{L}}^2}{m_k} \right) \sqrt{1 - 4r_h}, \quad \text{where } r_h = \frac{m_h^2}{m_k^2}. \quad (4.16)$$

Unusually, this decay is inversely proportional to the mass of k ; normally, partial widths grow as a positive power of a parent particle's mass. Subsequently, the $k^{\mp\mp} \rightarrow h^{\mp}h^{\mp}$ partial width can be suppressed if the scale of LNV is much smaller than m_k . At the same time, the branching rate can be competitive, or even dominant, if the couplings $g_{\ell\ell'}$ and $f_{\ell\ell'}$ are sufficiently small.

For the benchmark inputs in Eqs. (3.2) and (3.4), one finds the following branching rates:

$$\text{BR}(k^{--} \rightarrow \ell^{-}\ell'^{-}) \sim 22\%, \quad \text{for } \ell \neq \ell' \quad (4.17a)$$

$$\text{BR}(k^{--} \rightarrow \ell^{-}\ell'^{-}) \sim 11\%, \quad \text{for } \ell = \ell' \quad (4.17b)$$

$$\text{BR}(k^{--} \rightarrow \ell^{-}\nu_{\ell'}h^{-}) \sim 0.14\%, \quad (4.17c)$$

$$\text{BR}(k^{--} \rightarrow \ell^{-}\nu_{\tau}W^{-}) \sim 1 \cdot 10^{-5} \%, \quad (4.17d)$$

$$\text{BR}(k^{--} \rightarrow \ell^{-}\nu_{\mu}W^{-}) \sim 4 \cdot 10^{-8} \%, \quad (4.17e)$$

$$\text{BR}(k^{--} \rightarrow \ell^{-}\nu_eW^{-}) \sim 9 \cdot 10^{-13} \%. \quad (4.17f)$$

For our values of m_k and m_h , the two-body $k^{--} \rightarrow h^{-}h^{-}$ decay is kinematically forbidden. However, the largeness of $\mu_{\cancel{L}}$ enhances the three-body, LN-violating $k^{--} \rightarrow \ell^{-}\nu_{\ell'}h^{-}$ decay to the per mil level. The hierarchy displayed by three-body decays $k^{--} \rightarrow \ell^{-}\nu_{\ell'}W^{-}$ reflects the fact the rates are proportional to charged lepton masses. More specifically, the $k^{--} \rightarrow \ell^{-}\nu_{\ell'}W^{-}$ decay proceeds through the intermediate step $k^{--} \rightarrow \ell^{-}\ell'^{-*} \rightarrow \ell^{-}\nu_{\ell'}W^{-}$, which is mediated by the coupling of k^{--} to a RH lepton ℓ'_R and the coupling of W^{-} to LH leptons. This implies

m_k	m_h	$\mu_{\mathcal{Y}}$	$\Gamma_k^{\text{Tot.}}$	$\Gamma_h^{\text{Tot.}}$	$\Gamma(k^{\mp\mp} \rightarrow \ell^{\pm}\ell'^{\pm}) \times (\delta_{\ell\ell'} + 1)/ g_{\ell\ell'} ^2$	$\Gamma(k^{\mp\mp} \rightarrow h^{\mp}h^{\mp}) / f_{\ell\ell'} ^2$	$\Gamma(h^{\pm} \rightarrow \ell^{\pm}\nu_{\ell'})$
500 GeV	100 GeV	1 TeV	252 GeV	47.7 GeV	39.8 GeV (16%)	72.9 GeV (29%)	7.96 GeV (17%)
1 TeV	100 GeV	100 GeV	358 GeV	47.7 GeV	79.6 GeV (22%)	390 MeV (0.11%)	7.96 GeV (17%)
1.25 TeV	500 GeV	100 GeV	448 GeV	239 GeV	99.5 GeV (22%)	191 MeV (0.04%)	39.8 GeV (17%)
3 TeV	1 TeV	100 GeV	1.07 TeV	477 GeV	239 GeV (22%)	98.9 MeV (0.01%)	79.6 GeV (17%)

Table 1. For masses m_k , m_h and coupling $\mu_{\mathcal{Y}}$ (columns 1-3), the total widths $\Gamma_k^{\text{Tot.}}, \Gamma_h^{\text{Tot.}}$ (column 4-5), assuming $g_{\ell\ell'}, f_{\ell\ell'} = 1$, as well as the normalized partial widths for $k^{\mp\mp} \rightarrow \ell^{\pm}\ell'^{\pm}$ (column 6), $k^{\mp\mp} \rightarrow h^{\mp}h^{\mp}$ (column 7), and $h^{\mp} \rightarrow \ell^{\pm}\nu_{\ell'}$ (column 8). In parentheses are the branching rates.

that ℓ'^{*} must propagate in its RH helicity state, and hence that the amplitude scales with its mass. We caution that these rates are only illustrative. They assume that all nonzero $g_{\ell\ell'}$ and $f_{\ell\ell'}$ are unity; realistic values must be more varied to satisfy oscillation and flavor data [28].

Assuming that $m_k < m_h$, the leading two- and three-body decay channels are

$$h^{\mp} \rightarrow \ell^{\pm}\nu_{\ell'} , \quad (4.18a)$$

$$h^{\mp} \rightarrow \ell^{\pm}\nu_{\ell'}Z/H^0/\gamma , \quad (4.18b)$$

$$h^{\mp} \rightarrow \nu_{\ell}\nu_{\ell'}W^{\pm} , \quad (4.18c)$$

$$h^{\mp} \rightarrow k^{\mp\mp}\ell^{\mp}\nu_{\ell'} . \quad (4.18d)$$

In analogy to $k^{\mp\mp}$, the first channel proceeds through the antisymmetric Yukawa coupling $f_{\ell\ell'}$. The last three can be classified as being radiative corrections to the first channel and therefore are suppressed. The final proceeds through the LN-violating $k - h - h$ vertex.

The $h^{\pm} \rightarrow \ell^{\pm}\nu_{\ell'}$ partial width with charged lepton mass dependence is given by

$$\Gamma(h^{\pm} \rightarrow \ell^{\pm}\nu_{\ell'}) = \frac{|f_{\ell\ell'}|^2}{4\pi} m_h (1 - \tilde{r}_{\ell})^2 , \quad \text{where} \quad \tilde{r}_{\ell} = \frac{m_{\ell}^2}{m_h^2} . \quad (4.19)$$

For the benchmark inputs listed in Eqs. (3.2) and (3.4), one finds the following branching rates

$$\text{BR}(h^{-} \rightarrow \ell^{-}\nu_{\ell'}) \sim 16\% \quad \text{and} \quad \text{BR}(h^{-} \rightarrow \nu_{\ell}\nu_{\ell'}W^{-}) \sim 0.08\% . \quad (4.20)$$

These channels proceed through LH chiral states and so little dependence on m_{ℓ} is observed.

For representative masses m_k , m_h and coupling $\mu_{\mathcal{Y}}$ (columns 1-3), we summarized in Table 1 the total widths $\Gamma_k^{\text{Tot.}}, \Gamma_h^{\text{Tot.}}$ (column 4-5), assuming $g_{\ell\ell'}, f_{\ell\ell'} = 1$. We also summarize the (normalized) partial widths for the processes $k^{\mp\mp} \rightarrow \ell^{\pm}\ell'^{\pm}$ (column 6), $k^{\mp\mp} \rightarrow h^{\mp}h^{\mp}$ (column 7), and $h^{\mp} \rightarrow \ell^{\pm}\nu_{\ell'}$ (column 8). In parentheses are the corresponding branching rates assuming the benchmarks listed in Eq. (3.4). For these inputs, we find that the total widths of k and h span approximately $\Gamma_k^{\text{Tot.}} \sim 250 \text{ GeV} - 1 \text{ TeV}$ and $\Gamma_h^{\text{Tot.}} \sim 47 \text{ GeV} - 475 \text{ TeV}$. These translate to characteristic lifetimes of $d = \tau c = \hbar c / \Gamma^{\text{Tot.}} \sim 10^{-4} - 10^{-3} \text{ fm}$. Even for Yukawa couplings as small as $g_{\ell\ell'}, f_{\ell\ell'} \sim 10^{-4}$ (10^{-6}), lifetimes would still be below 1 nm (on the order of microns).

We postpone further exploitation of correlations among k and h decays to Sec. 5.4.

4.3 Constraints from partial wave unitarity

Before presenting predictions for the LHC, we consider constraints from partial-wave unitarity. For some Seesaw scenarios, the $J = 0$ partial wave in vector boson scattering (VBS) is known to be interesting at high energies [82–85]. For the Zee-Babu model, we focus on the channels

$$ZZ \rightarrow k^{--}k^{++}, h^-h^+, \quad (4.21a)$$

$$W^+W^- \rightarrow k^{--}k^{++}, h^-h^+. \quad (4.21b)$$

As depicted in Fig. 1, the Born-level matrix element for $ZZ \rightarrow k^{++}k^{--}$ is facilitated by a 4-point term (\mathcal{M}_4), as well as t - (\mathcal{M}_t), u - (\mathcal{M}_u), and s -channel (\mathcal{M}_H) terms. The first three diagrams are determined entirely by EW couplings while the last is set by the $H^0 - H^0 - k - k$ coupling λ_{kZBh} . For the h^+h^- channel, the final diagram is set by the $H^0 - H^0 - h - h$ coupling λ_{hZBh} .

Similarly, the W^+W^- channels are mediated each by the three diagrams (not shown) with s -channel $\gamma/Z/H^0$ appearing as intermediaries. The γ/Z diagrams are determined entirely by EW couplings while the third is set by λ_{kZBh} and λ_{hZBh} for $k^{--}k^{++}$ and h^-h^+ , respectively.

Notably, the helicity amplitude for $Z_0Z_0 \rightarrow k^{--}k^{++}$, where Z_0 is a longitudinally polarized Z boson, undergoes strong cancellations. Without any approximations, one finds the scaling

$$[\mathcal{M}_4 + \mathcal{M}_t + \mathcal{M}_u]_{(\lambda_{Z_A}, \lambda_{Z_B})=(0,0)} \sim M_Z^2 \times \frac{(\text{powers of } s, m_k^2, \text{ and } M_Z^2)}{(\text{higher powers of } s, m_k^2, \text{ and } M_Z^2)}. \quad (4.22)$$

This means that in the high-energy limit, where $s \gg M_Z^2, m_k^2$, the pure gauge contribution vanishes. Taking the $(M_Z^2/s), (m_k^2/s) \rightarrow 0$ limit before summing diagrams leads to separately divergent terms. Some of this behavior can be attributed to the structure of longitudinal polarization vectors, which scale like $\varepsilon^\mu(q, \lambda = 0) \sim q^\mu/M_Z + \mathcal{O}(M_Z/q^0)$. Intuitively, scalars in the Zee-Babu model carry only hypercharge, not weak isospin. Therefore, in the unbroken phase, they should decouple from the weak sector. The same behavior is found in the other channels.

Summing over all diagrams, followed by taking the high-energy limit

$$(M_V^2/s), (m_H^2/s), (m_k^2/s), (m_h^2/s) \rightarrow 0, \quad (4.23)$$

leads to the simple expressions:

$$-i\mathcal{M}(Z_0Z_0 \rightarrow k^{--}k^{++}) = -i\mathcal{M}(W_0^+W_0^- \rightarrow k^{--}k^{++}) = -i\lambda_{kZBh}, \quad (4.24a)$$

$$-i\mathcal{M}(Z_0Z_0 \rightarrow h^-h^+) = -i\mathcal{M}(W_0^+W_0^- \rightarrow h^-h^+) = -i\lambda_{hZBh}. \quad (4.24b)$$

For completeness, the partonic cross sections in this kinematic limit simplify to the expression

$$\hat{\sigma}(V_0V_0^\dagger \rightarrow SS^\dagger) = \frac{1}{16\pi} \frac{1}{M_{VV}^2} |\{\lambda\}|^2, \quad (4.25)$$

where M_{VV} is the invariant mass of the (V_0V_0) system, and $\{\lambda\}$ is either λ_{kZBh} or λ_{hZBh} . (No spin averaging is needed as V_0V_0 are polarized.) Following the procedure of Ref. [86], we checked that our implementation of the Zee-Babu model (see Sec. 3.1) reproduces this cross section.

The $J = 0$ partial-wave amplitudes are obtained from Eq. (4.24) using

$$a_{J=0} = \frac{1}{32\pi} \int_{-1}^1 d\cos\theta_k \mathcal{M}(V_0V_0 \rightarrow SS^\dagger), \quad (4.26)$$

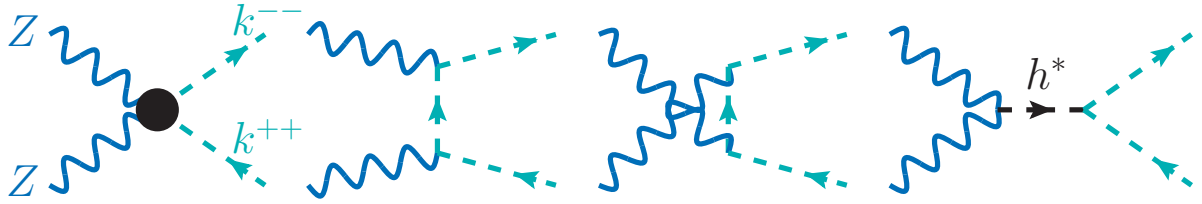


Figure 1. Born diagram for $ZZ \rightarrow k^{--}k^{++}$ in the Zee-Babu model. Graphs drawn with JaxoDraw [87].

where $V_0 \in \{W_0, Z_0\}$ and $S \in \{k, h\}$. This results in the following partial-wave amplitudes:

$$a_{J=0}(Z_0 Z_0 \rightarrow k^{--}k^{++}) = a_{J=0}(W_0^+ W_0^- \rightarrow k^{--}k^{++}) = \frac{\lambda_{kZBh}}{16\pi}, \quad (4.27a)$$

$$a_{J=0}(Z_0 Z_0 \rightarrow h^- h^+) = a_{J=0}(W_0^+ W_0^- \rightarrow h^- h^+) = \frac{\lambda_{hZBh}}{16\pi}. \quad (4.27b)$$

The perturbative condition of $|a_J| < 1/2$ constrains the $H^0 - H^0 - S - S$ couplings to be

$$\lambda_{kZBh}, \lambda_{hZBh} < 8\pi. \quad (4.28)$$

While these bounds are relatively weak, more aggressive restrictions on $|a_J|$ translate into more aggressive limits on $\lambda_{kZBh}, \lambda_{hZBh}$. Further considerations from VBS is left to future work.

4.4 $k^{++}k^{--}$ and h^+h^- pairs at the LHC

We now turn to the production Zee-Babu scalars at the $\sqrt{s} = 13$ TeV LHC. We focus on $k^{--}k^{++}$ and h^-h^+ pair production through a variety of processes that are depicted at the Born level in Fig. 2. As an outlook, we also consider a hypothetical Very Large Hadron Collider (VLHC) at $\sqrt{s} = 100$ TeV. Our results are summarized in Fig. 3, where we plot as a function of scalar mass ($m_k = m_h$) the total inclusive cross section (σ) for these processes. For some channels these are the first LHC predictions that have been made in the context of the Zee-Babu model.

In high- p_T hadron collisions, the inclusive production rate of final-state \mathcal{F} is given by [88–90]

$$\sigma(pp \rightarrow \mathcal{F} + \text{anything}) = \sum_{i,j \in \{q, \bar{q}, g, \gamma\}} f_{i/p} \otimes f_{j/p} \otimes \Delta_{ij} \otimes \hat{\sigma}_{ij \rightarrow \mathcal{F}}, \quad (4.29)$$

where $\hat{\sigma}_{ij \rightarrow \mathcal{F}}$ is the partonic $ij \rightarrow \mathcal{F}$ scattering cross section as obtained from the formula

$$\hat{\sigma}_{ij \rightarrow \mathcal{F}} = \int dPS_{n_f} \frac{d\hat{\sigma}_{ij \rightarrow \mathcal{F}}}{dPS_{n_f}}, \quad \frac{d\hat{\sigma}_{ij \rightarrow \mathcal{F}}}{dPS_{n_f}} = \frac{1}{2Q^2} \frac{1}{\mathcal{S}_i \mathcal{S}_j} \frac{1}{N_c^i N_c^j} \sum_{\text{dof}} |\mathcal{M}_{ij \rightarrow \mathcal{F}}|^2. \quad (4.30)$$

Here, $\mathcal{M}_{ij \rightarrow \mathcal{F}}$ is the partonic matrix element calculable using perturbative methods and the Feynman rules of Sec. 2; N_c and \mathcal{S} are, respectively, the color and spin multiplicities of i and j ; the summation is over all discrete dof / multiplicities; and $Q^2 = (p_i + p_j)^2 > M^2(\mathcal{F})$ is the (squared) hard scattering scale. Q must exceed the invariant mass of \mathcal{F} in order for the process to proceed. The phase space volume element for an n_f -body final state is defined in Eq. (4.12b).

In Eq. (4.29), the f are the collinear PDFs that represent the likelihood of finding partons $i, j \in \{q, \bar{q}, g, \gamma\}$, for light quark species q , in p carrying particular longitudinal momentum fractions. Δ_{ij} describes the likelihood of soft radiation emitted in the $ij \rightarrow \mathcal{F}$ scattering process, and \otimes denotes the convolution of these probabilities. For our choice of inputs, see Sec. 3.2.

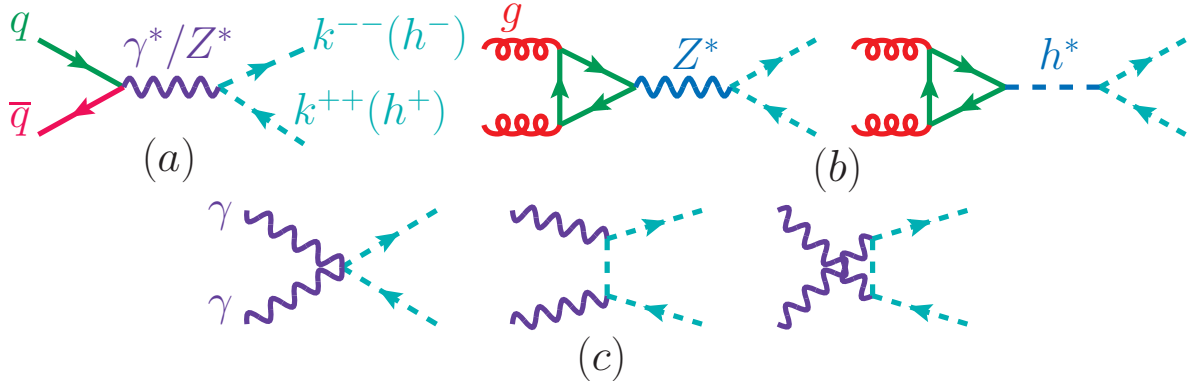


Figure 2. Born-level partonic graphs depicting the the production of $k^{--}k^{++}$ pairs (or h^-h^+ pairs) in the Zee-Babu model from the (a) Drell-Yan process, (b) gluon fusion, (c) photon fusion.

Drell-Yan: We begin with pair production via the Drell-Yan (DY) mechanism, i.e., quark-antiquark annihilation, which is depicted at the Born level in Fig. 2(a) and given by

$$q\bar{q} \rightarrow \gamma^*/Z^* \rightarrow k^{--}k^{++} \quad \text{or} \quad h^-h^+ . \quad (4.31)$$

To simulate this at NLO with the `SM.ZeeBabu` libraries and `mg5amc`, we use the commands⁴:

```
set acknowledged_v3.1_syntax true
import model SM_ZeeBabu_NLO
define kk = k++ k--
define hh = h+ h-
define qq = u c d s b u~ c~ d~ s~ b~
generate qq qq > kk kk QED=2 QCD=0 [QCD]
output DirName1
generate qq qq > hh hh QED=2 QCD=0 [QCD]
output DirName2
```

For both $k^{--}k^{++}$ (black) and h^-h^+ (teal) production, we show in Fig. 3(a) the inclusive production cross sections for $\sqrt{s} = 13$ TeV at NLO in QCD and with residual scale uncertainties (band thickness). While predictions at NLO in QCD for Type II scalars have been available for some time [91, 92], this is the first for the Zee-Babu model. Over the mass range $m_k, m_h = 50$ GeV – 1400 GeV, we find that the cross sections for the two processes span approximately

$$\sigma_{13 \text{ TeV}}^{\text{DY (NLO)}}(k^{--}k^{++}) \approx 6 \text{ pb} - 1.6 \text{ ab} , \quad (4.32a)$$

$$\sigma_{13 \text{ TeV}}^{\text{DY (NLO)}}(h^-h^+) \approx 1.5 \text{ pb} - 0.4 \text{ ab} , \quad (4.32b)$$

with residual scale uncertainties spanning about $\delta\sigma_{13 \text{ TeV}}^{\text{DY (NLO)}} \approx \pm 2\% - \pm 5\%$ for both channels.

An interesting observation is that ratio of the two DY rates is constant and equal to four. This can be attributed to the couplings of k and h to γ and Z . As shown in the Lagrangian of

⁴See also Ref. [56] for instructions on operating `mg5amc`.

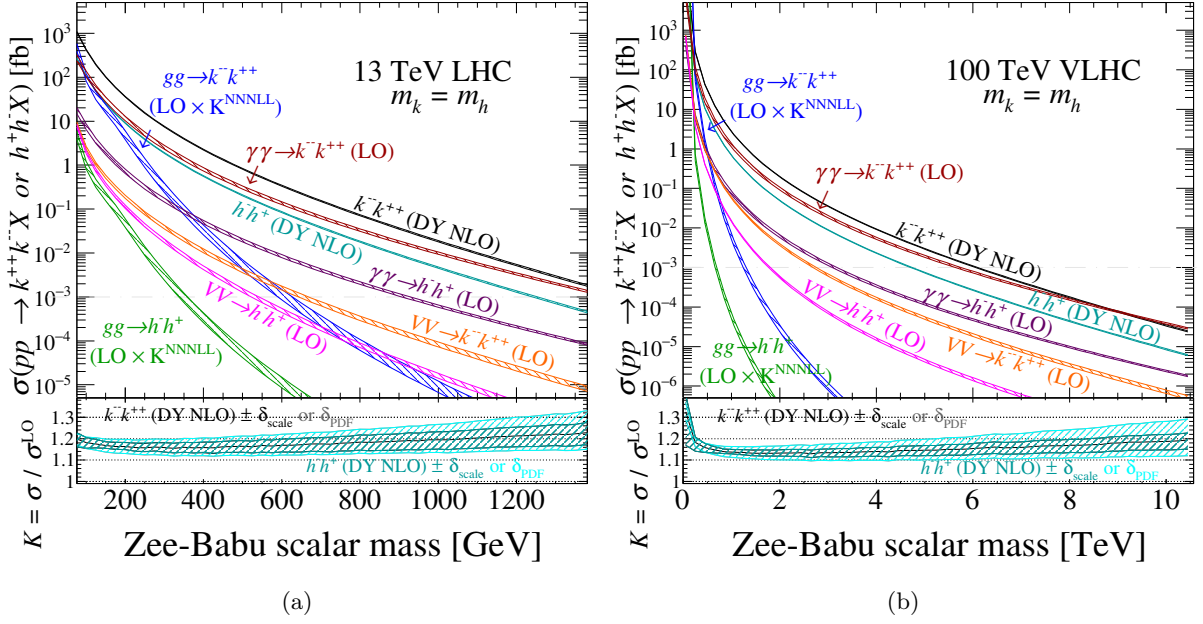


Figure 3. (a) Upper panel: As a function of scalar mass, production-level cross sections at residual scale uncertainties at the $\sqrt{s} = 13$ TeV LHC of k^-k^+ and h^-h^+ pairs, as predicted by the Zee-Babu model, via the Drell-Yan mechanism (DY) at NLO in QCD, $\gamma\gamma$ fusion (AF) at LO, loop-induced gg fusion (GF) channel scaled by an N^3 LL K -factor [92], and EW vector boson scattering (VV) at LO with phase space cuts. Lower panel: the ratio of the NLO and LO DY cross section with scale uncertainty (inner band) and PDF uncertainty (outer band). (b) Same as (a) but for $\sqrt{s} = 100$ TeV.

Eq. (2.3), the three-point $S - S^\dagger - V$ vertices are proportional to the electric charge of the scalar but are otherwise the same for k and h . Hence, the rates differ by the square of the charges:

$$\frac{\sigma_{13 \text{ TeV}}^{\text{DY (NLO)}}(k^-k^+)}{\sigma_{13 \text{ TeV}}^{\text{DY (NLO)}}(h^-h^+)} = \left(\frac{Q_k}{Q_h}\right)^2 = 4. \quad (4.33)$$

Further investigation of the matrix element shows that in the large m_k, m_h limit, i.e., where $\mathcal{O}(M_Z^2/Q^2)$ terms can be neglected, a strong destructive cancellation occurs between the γ and Z diagrams. For both the $u\bar{u}$ and $d\bar{d}$ parton channels, the $\gamma - Z$ interference term is negative and slightly larger in magnitude than the Z channel. (In the $d\bar{d}$ channel, the γ , Z , and interference terms are actually all comparable in size.) In essence, the DY channel is driven by the γ diagram.

To quantify the size of QCD corrections, we show the NLO in QCD K -factor (K^{NLO})

$$K^{\text{NLO}} = \sigma^{\text{NLO}} / \sigma^{\text{LO}}. \quad (4.34)$$

in the lower panel of Fig. 2(a) as a function of mass. For both DY channels, K^{NLO} spans roughly

$$K^{\text{NLO}} \approx 1.15 - 1.22. \quad (4.35)$$

These numbers are comparable to exotically charged scalar production in the Type II Seesaw [91, 92] when adjusted for PDF and scale choices. In the lower panel, we also show the residual scale

uncertainty at NLO (darker inner bands) and PDF uncertainty (lighter outer bands). PDF uncertainties roughly span $\delta\sigma_{13\text{ TeV}}^{\text{DY (NLO)}} \approx \pm 2\% - \pm 8\%$. The curves and bands for k^-k^{++} and h^-h^+ pair production overlap almost perfectly. This follows from the DY rates for k and h differing by a constant at both LO and NLO, which cancel when taking the respective ratios.

Photon Fusion: Next we consider inclusive pair production from $\gamma\gamma$ fusion (AF), given by

$$\gamma\gamma \rightarrow k^-k^{++} \quad \text{or} \quad h^-h^+, \quad (4.36)$$

and shown diagrammatically in Fig. 2(c). This process can be simulated at LO using the syntax

```
generate a a > kk kk QED=2 QCD=0
output DirName3
generate a a > hh hh QED=2 QCD=0
output DirName4
```

Over the mass range investigated, the cross sections for the two processes approximately span

$$\sigma_{13\text{ TeV}}^{\text{AF (LO)}}(k^-k^{++}) \approx 1\text{ pb} - 1.2\text{ ab}, \quad (4.37a)$$

$$\sigma_{13\text{ TeV}}^{\text{AF (LO)}}(h^-h^+) \approx 60\text{ fb} - 75\text{ zb}, \quad (4.37b)$$

with scale uncertainties reaching $\delta\sigma_{13\text{ TeV}}^{\text{AF (LO)}} \approx \pm 20\%$ ($\pm 5\%$) at low (high) masses for both channels. QED scale uncertainties can be reduced through matching to the first jet multiplicity, i.e., to $q\gamma \rightarrow qSS^\dagger$ [93, 94]. PDF uncertainties are about $\delta\sigma_{13\text{ TeV}}^{\text{AF (LO)}} \approx \pm 2\%$ over the mass range.

As in the DY case, the ratio of the two AF rates are proportional to ratio of electric charges:

$$\frac{\sigma_{13\text{ TeV}}^{\text{AF (LO)}}(k^-k^{++})}{\sigma_{13\text{ TeV}}^{\text{AF (LO)}}(h^-h^+)} = \left(\frac{Q_k}{Q_h}\right)^4 = 16. \quad (4.38)$$

This follows from the fact that the three point $S-S^\dagger-\gamma$ vertex and the four point $S-S^\dagger-\gamma-\gamma$ vertex are each proportional to the charge of k and h . Due to (a) the destructive interference between the γ and Z contributions in the DY channel, (b) the charge enhancement in the AF channel, and (c) the fact that the $\gamma\gamma$ luminosity is sourced from valance quark scattering whereas the DY process is sourced by valance-sea scattering, the $\gamma\gamma \rightarrow k^-k^{++}$ cross section consistently sits between the k^-k^{++} and h^-h^+ DY rates. The $\gamma\gamma \rightarrow h^-h^+$ channel sits below all three curves. This suggests that a second k^-k^{++} could be seen at the LHC before the h^-h^+ channel.

We caution that the similarity of the DY and AF rates for k^-k^{++} production in the Zee-Babu model is mostly a consequence of the suppressed DY rate, not the ‘‘largeness’’ of the photon PDF. This is an uncommon occurrence but also not an artifact of the photon PDF. As discussed in Sec. 5, doubly charged scalars in other models carry different gauge quantum numbers; this often leads to larger DY rates in those models [50]. Claims that the cross sections for photon-induced processes readily exceed DY rates can usually be attributed to mis-modeling of photon PDFs or discounting large uncertainties. For dedicated discussions, see Refs. [92, 93, 95, 96].

Process	mass [GeV]	$\sqrt{s} = 13$ TeV LHC			$\sqrt{s} = 100$ TeV LHC		
		σ^{LO} [fb]	σ^{NLO} [fb]	K	σ^{LO} [fb]	σ^{NLO} [fb]	K
k^-k^+	DY	$1.15 \cdot 10^0$	1.34	1.16	$37.1 \cdot 10^0$	$43.0 \cdot 10^0$	1.16
	AF	$492 \cdot 10^{-3}$			$17.0 \cdot 10^0$		
	GF	$4.16 \cdot 10^{-3}$		3.10	$599 \cdot 10^{-3}$		2.60
	VBF	$6.53 \cdot 10^{-3}$			$972 \cdot 10^{-3}$		
h^-h^+	DY	$288 \cdot 10^{-3}$	$334 \cdot 10^{-3}$	1.16	$9.28 \cdot 10^0$	$10.8 \cdot 10^0$	1.16
	AF	$30.8 \cdot 10^{-3}$			$1.06 \cdot 10^0$		
	GF	$41.6 \cdot 10^{-6}$		3.10	$5.99 \cdot 10^{-3}$		2.60
	VBF	$2.50 \cdot 10^{-3}$			$411 \cdot 10^{-3}$		
k^-k^+	DY	$3.24 \cdot 10^{-3}$	$3.94 \cdot 10^{-3}$	1.22	$1.07 \cdot 10^0$	$1.21 \cdot 10^0$	1.13
	AF	$2.59 \cdot 10^{-3}$			$564 \cdot 10^{-3}$		
	GF	$271 \cdot 10^{-9}$		3.10	$433 \cdot 10^{-6}$		2.60
	VBF	$17.5 \cdot 10^{-6}$			$24.8 \cdot 10^{-3}$		
h^-h^+	DY	$811 \cdot 10^{-6}$	$986 \cdot 10^{-6}$	1.22	$267 \cdot 10^{-3}$	$303 \cdot 10^{-3}$	1.13
	AF	$162 \cdot 10^{-6}$			$35.2 \cdot 10^{-3}$		
	GF	$2.71 \cdot 10^{-9}$		3.10	$4.33 \cdot 10^{-6}$		2.60
	VBF	$2.68 \cdot 10^{-6}$			$5.35 \cdot 10^{-3}$		

Table 2. For representative masses m_k, m_h [GeV] (column 2), the predicted cross sections [fb] at LO and/or NLO in QCD for inclusive $pp \rightarrow k^-k^+ + X$ (rows 1 and 3) and $pp \rightarrow h^-h^+ + X$ (rows 2 and 4) production at $\sqrt{s} = 13$ TeV (column 3) and 100 TeV (column 4), for the Drell-Yan process (DY), photon fusion (AF), gluon fusion (GF), and EW vector boson scattering (VBS). Also shown are scale uncertainties [%], PDF uncertainties [%], and QCD K -factor (if present). See text for input choices.

Gluon Fusion: We now consider k and h pair production from gluon fusion (GF):

$$gg \rightarrow H^{0*}/Z^* \rightarrow k^-k^+ \text{ or } h^-h^+, \quad (4.39)$$

This loop-induced process is mediated by s -channel H^0 and Z bosons, as depicted in Fig. 2(b). With SM.ZeeBabu_NLO, we simulate the channel at LO, i.e., at one loop in α_s , in mg5amc using

```
generate g g > kk kk QED=2 QCD=2 [noborn=QCD]
output DirName5
generate g g > hh hh QED=2 QCD=2 [noborn=QCD]
output DirName6
```

We first note that the Z contribution vanishes due to two mechanisms: (a) Angular momentum conservation in the $gg \rightarrow Z^*$ sub-graph causes the transverse component of the Z 's propagator $\Pi_{\rho\sigma}^Z(q)$, i.e., the $g_{\rho\sigma}$ term, to vanish when contracted with the quark loops. (b) The longitudinal component of the Z 's propagator, i.e., the $q_\rho q_\sigma / M_Z^2$ term in the Unitary gauge, vanishes when contracted with the $Z - S - S^\dagger$ vertex Γ_{Z-S-S}^σ . Hence for $q = p_S + p_{S^\dagger}$, one has

$$\Pi_{\rho\sigma}^Z(q) \Gamma_{Z-S-S}^\sigma \sim q_\rho q_\sigma (p_S^\sigma - p_{S^\dagger}^\sigma) = q_\rho (p_S + p_{S^\dagger}) \cdot (p_S - p_{S^\dagger}) = q_\rho (m_S^2 - m_{S^\dagger}^2) = 0. \quad (4.40)$$

Ultimately, this can be attributed to Z^* behaving as if it is a pseudoscalar in the $gg \rightarrow Z^* \rightarrow X$ process [97], which is at odds with the parity conserving nature of the $S - S^\dagger - Z$ coupling.

A second comment is that the $S - S - H^0$ vertices differ only by a normalization. More specifically, from the Lagrangian in Eq. (2.7), the Γ_{H^0-k-k} and Γ_{H^0-h-h} vertices are

$$\Gamma_{H^0-k-k} = -i v \lambda_{kH}, \quad \text{and} \quad \Gamma_{H^0-h-h} = -i v \lambda_{hH}. \quad (4.41a)$$

The inputs of Eq. (3.4) result in identical cross sections. To make things interesting, we set

$$\lambda_{kH} = 1.0 \quad \text{and} \quad \lambda_{hH} = 0.1 . \quad (4.42)$$

For all other channels in this section, we keep the $\{\lambda\}$ couplings as specified in Eq. (3.4).

A third comment is that the QCD corrections to GF are typically large. This follows from both positive, virtual corrections and the opening of partonic channels in real corrections. To incorporate these, we apply a K -factor derived for the next-to-next-to-next-to-leading logarithmic threshold corrections ($N^3LL(\text{thresh.})$) to exotic scalar production in the Type II Seesaw [92]

$$K^{N^3LL} = \sigma^{N^3LL(\text{thresh.})} / \sigma^{LO} = 3.10 . \quad (4.43)$$

This scale factor captures the leading contributions to the GF at NNLO [98]. To avoid double counting of $\mathcal{O}(\alpha_s^2)$ contributions, we use an NNLO PDF for the LO rate; see Sec. 3.2 for details.

Over the mass range $m_k, m_h = 100 \text{ GeV} - 1 \text{ TeV}$, the N^3LL -corrected cross sections for k^-k^{++} and h^-h^+ pair production from GF span about

$$K^{N^3LL} \times \sigma_{13 \text{ TeV}}^{\text{GF (LO)}}(k^-k^{++}) \approx 100 \text{ fb} - 9 \text{ zb} , \quad (4.44a)$$

$$K^{N^3LL} \times \sigma_{13 \text{ TeV}}^{\text{GF (LO)}}(h^-h^+) \approx 1 \text{ fb} - 0.09 \text{ zb} . \quad (4.44b)$$

At low masses, the k^-k^{++} channel exhibits a cross section that is comparable to those of DY and AF. The rates for both GF channels quickly fall as masses increase. Beyond m_k (m_h) ~ 800 (400) GeV, the cross sections are negligible for the LHC, unless the couplings in Eq. (4.42) are as large as $\{\lambda\} \sim \mathcal{O}(\pi)$. The difference between k and h reflects the inputs of Eq. (4.42).

While the scale uncertainties of GF at LO reach about $\mathcal{O}(30\%)$, these are known to underestimate the actual uncertainty. At $N^3LL(\text{thresh.})$, uncertainties can reach $\delta\sigma_{13 \text{ TeV}}^{N^3LL(\text{thresh.})} \sim \pm 20\%$ due to the absence of real corrections at $\mathcal{O}(\alpha_s)$ [92, 97]. PDF uncertainties in the LO rates are as low as $\delta\sigma_{13 \text{ TeV}}^{LO} \sim \pm 2\%$ for low masses and as large as $\delta\sigma_{13 \text{ TeV}}^{LO} \sim \pm 20\%$ for high masses.

Vector boson scattering: Finally, we consider VBS, which is given by the permutations of

$$VV^\dagger \rightarrow k^-k^{++} \text{ or } h^-h^+ , \quad V \in \{W^\pm, Z, \gamma^*\} . \quad (4.45)$$

The diagrams for $Z\gamma$ scattering are similar to those given for $\gamma\gamma$ and ZZ in Figs. 1 and 2. We include full interference by considering at $\mathcal{O}(\alpha_s^0\alpha_s^4)$ the full $2 \rightarrow 4$ process

$$q_1 q_2 \rightarrow q_1' q_2' S S^\dagger . \quad (4.46)$$

To simulate this at LO, the corresponding syntax in our Monte Carlo setup is

```
generate qq qq > kk kk qq qq QED=4 QCD=0
output DirName7
generate qq qq > hh hh qq qq QED=4 QCD=0
output DirName8
```

While the photons in VBS are virtual and never on-shell, there is some phase space overlap with the AF channel due to PDF fitting and evolution. Moreover, as we include interference from all gauge-invariant diagrams, Eq. (4.46) formally includes diboson production, e.g., $q\bar{q} \rightarrow SS^\dagger\gamma^* \rightarrow SS^\dagger q\bar{q}$, and associated Higgs processes, e.g., $q\bar{q} \rightarrow ZH^* \rightarrow q\bar{q}SS^\dagger$. To minimize these additions and to regulate infrared divergences, we apply the following kinematic restrictions:

$$p_T^q > 30 \text{ GeV} , \quad |\eta^q| > 5 , \quad M(q, q) > 1 \text{ TeV} , \quad M(S, S^\dagger) > 150 \text{ GeV} . \quad (4.47)$$

Over the mass range investigated, the cross sections for the two processes roughly span

$$\sigma_{13 \text{ TeV}}^{\text{VBS (LO)}}(k^-k^{++}) \approx 17 \text{ fb} - 7 \text{ zb} , \quad (4.48a)$$

$$\sigma_{13 \text{ TeV}}^{\text{VBS (LO)}}(h^-h^+) \approx 16 \text{ fb} - 1 \text{ zb} . \quad (4.48b)$$

The cross sections for both VBS channels sit well below those for AF but also differ qualitatively. At lower masses, the VBS rates are comparable to each other but bifurcate at higher masses. ($VV \rightarrow k^-k^{++}$ is always larger than $VV \rightarrow h^-h^+$.) Since $\{\lambda\} = 1$, the Higgs-mediated sub-processes likely play a bigger role for smaller masses and gauge-mediated sub-processes likely play a bigger role for larger masses. For both channels, we report that scale uncertainties range from about $\delta\sigma_{13 \text{ TeV}}^{\text{VBS (LO)}} \sim \pm 7\%$ at low masses to about $\begin{smallmatrix} +15\% \\ -13\% \end{smallmatrix}$ at high masses. For both channels, PDF uncertainties remain stable at $\delta\sigma_{13 \text{ TeV}}^{\text{VBS (LO)}} \sim \pm 2\% - \pm 3\%$ for all masses.

Summary: For representative scalar masses, we summarize the above cross sections, scale uncertainties, PDF uncertainties, and QCD K -factors at the $\sqrt{s} = 13 \text{ TeV}$ LHC for all processes in Table 2. As an outlook for future experiments, we present the same results at a hypothetical $\sqrt{s} = 100 \text{ TeV}$ VLHC in Fig. 3(b) and also in Table 2. (For the GF channel, we use $K^{\text{N}^3\text{LL}} = 2.60$.) For brevity, we do not comment much on cross sections at higher energies. Aside from the obvious jump in parton luminosities, which manifests as higher production rates, the cross section hierarchy does not qualitatively change from $\sqrt{s} = 13 \text{ TeV}$. Likewise, uncertainties at 100 TeV do not qualitatively differ from 13 TeV outside extreme values of m_k and m_h .

5 Distinguishing the Zee-Babu and Type II Seesaw models at the LHC

Doubly and singly charged scalars are not unique predictions of any one model. They are in fact integral to several scenarios [13, 15, 17–23]. Therefore, if doubly charged scalars are discovered at the LHC, work must be done to discern their nature, e.g., what are their gauge quantum numbers, decay rates, and coupling strengths. In this section, we explore several ways one can potentially distinguish exotic scalars in the Zee-Babu model from those in the Type II Seesaw.

This section contains the main results of our study. In summary, we find that one must rely on decay correlations of exotic scalars to distinguish the models; most (but not all) production-level observables are too similar to be of use. We start with Sec. 5.1, where we compare production cross sections of exotic scalars. (Similar results at LO have been reported before [50]; however, our improved numerical analysis permits us to make new statements.) In Sec. 5.2, we compare predictions for differential distributions of doubly charged scalar pairs up to NLO+LL(PS) accuracy. We then reinterpret constraints on the Type II Seesaw from the LHC [49] in terms of the Zee-Babu model in Sec. 5.3. We discuss in Sec. 5.4 correlations in exotic scalar decays. And in Sec. 5.5, we discuss some criteria for establishing LNV in the two scenarios.

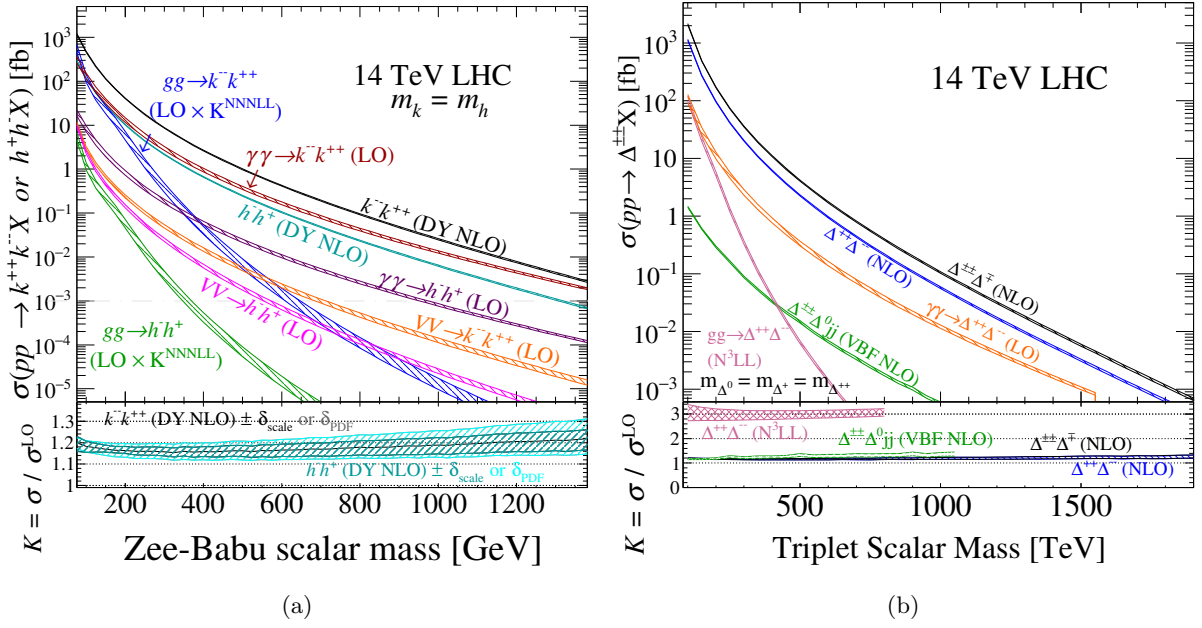


Figure 4. (a) Same as Fig. 3(a) but for $\sqrt{s} = 14$ TeV. (b) Analogous to (a) but for the production of doubly ($\Delta^{\pm\pm}$) and singly (Δ^{\pm}) charged scalars in the Type II Seesaw; figure adapted from Ref. [92].

5.1 Total Cross Section

We start by briefly summarizing the relevant principles of the Type II Seesaw. In the notation of Ref. [92], the model extends the SM by a single complex scalar multiplet $\hat{\Delta}$ that carries the quantum number assignment $(\mathbf{1}, \mathbf{3}, +1)$ under the SM gauge group \mathcal{G}_{SM} (see Sec. 2). In terms of $U(1)_{\text{EM}}$ states, $\hat{\Delta}$ and its vev v_{Δ} are given by

$$\hat{\Delta} = \begin{pmatrix} \frac{1}{\sqrt{2}}\hat{\Delta}^+ & \hat{\Delta}^{++} \\ \hat{\Delta}^0 & -\frac{1}{\sqrt{2}}\hat{\Delta}^+ \end{pmatrix}, \quad \text{with} \quad \langle \hat{\Delta} \rangle = \frac{1}{\sqrt{2}} \begin{pmatrix} 0 & 0 \\ v_{\Delta} & 0 \end{pmatrix}. \quad (5.1)$$

Conventionally, $\hat{\Delta}$ is assigned lepton number $L_{\hat{\Delta}} = -2$, making its Yukawa couplings to SM leptons LN conserving. The kinematic term and covariant derivative of $\hat{\Delta}$ are given by

$$\Delta\mathcal{L}_{\text{Kin.}}^{\text{Type II}} = \text{Tr}[D_{\mu}\hat{\Delta}^{\dagger}D^{\mu}\hat{\Delta}], \quad \text{with} \quad D_{\mu}\hat{\Delta} = \partial_{\mu}\hat{\Delta} - \frac{i}{2}gW_{\mu}^k[\sigma_k\hat{\Delta} - \hat{\Delta}\sigma_k] - ig'B_{\mu}\hat{\Delta}. \quad (5.2)$$

After EWSB, one obtains the mass eigenstates $\Delta^{\pm\pm}$ and Δ^{\pm} . The state $\Delta^{\pm\pm}$ is completely aligned with the gauge state $\hat{\Delta}^{\pm\pm}$, while Δ^{\pm} is partially misaligned with the gauge state $\hat{\Delta}^{\pm}$. Δ^{\pm} is an admixture of $\hat{\Delta}^{\pm}$ and the Goldstone boson G^{\pm} , which decouples when v_{Δ} vanishes.

Regarding quantum number assignments, $\hat{\Delta}$ is defined with hypercharge $Y_{\hat{\Delta}} = +1$. This means that the particles Δ^{++} and Δ^+ carry weak isospin charges $(T_L)^3 = +1$ and 0, respectively, and antiparticles carrying the opposite charges. The gauge states k and h in the Zee-Babu model are defined with $Y_k = -2$ and $Y_h = -1$, so the particles k^{--} and h^- carry negative electric charges, antiparticles carry positive electric charges, and all states have $(T_L)^3 = 0$. This distinction is why $\hat{\Delta}$ is assigned $L_{\hat{\Delta}} = -2$ while k and h are assigned $L_k, L_h = +2$.

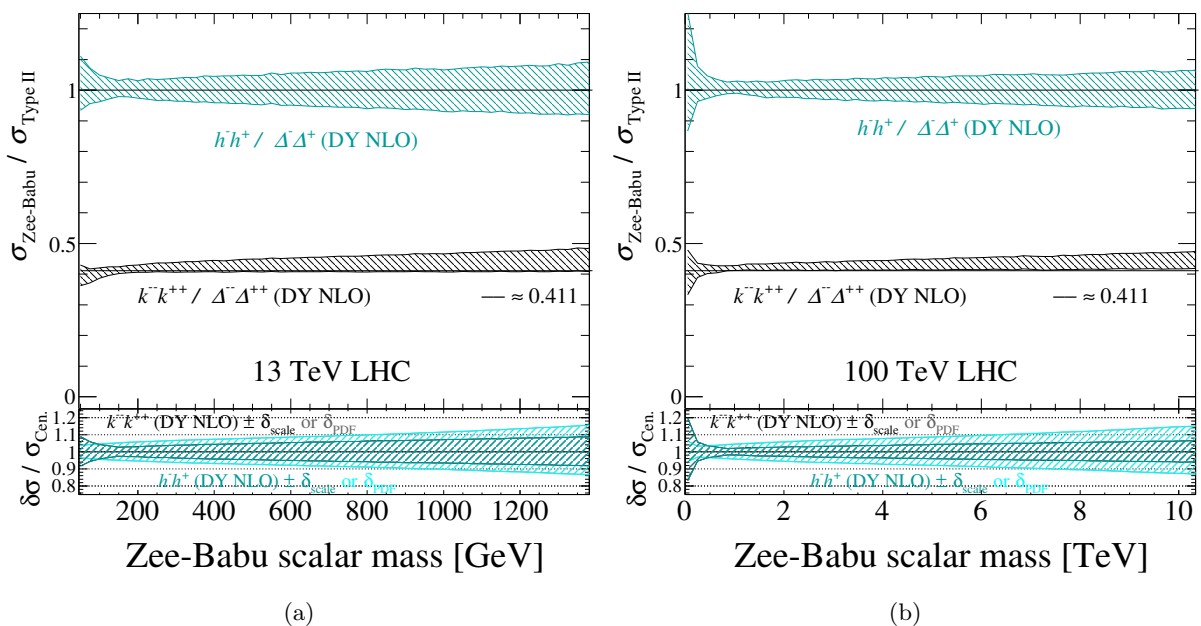


Figure 5. Upper panel: At (a) $\sqrt{s} = 13$ TeV and (b) 100 TeV, and as a function of scalar mass, the ratio of hadronic production cross sections, $\sigma_{\text{Zee-Babu}}^{\text{DY (NLO)}}(pp \rightarrow SS^\dagger X) / \sigma_{\text{Type II}}^{\text{DY (NLO)}}(pp \rightarrow SS^\dagger X)$, at NLO in QCD and with scale uncertainties (band) for $S \in \{k^{--}, h^-\}$ in the Zee-Babu model and $S \in \{\Delta^{++}, \Delta^+\}$ in the Type II Seesaw model. Lower panel: scale (darker band) and PDF (lighter band) uncertainties.

Given this, we first show in Fig. 4(a) the production rate for $k^{--}k^{++}$ and h^-h^+ pairs in the Zee-Babu model as a function of mass through various mechanisms at the $\sqrt{s} = 14$ TeV LHC, i.e., the 14 TeV analogue of Fig. 3. In comparison, we show in Fig. 4(b) the $\sqrt{s} = 14$ TeV LHC cross sections for $\Delta^{\pm\pm}$ associated and $\Delta^{++}\Delta^{--}$ pair production in the Type II Seesaw at various accuracies, as adapted from Ref. [92]. Qualitatively, there are several similarities between the two models: (i) Both models feature pair production of doubly and singly (not shown) charged scalars through the neutral current DY mechanism. (ii) Both models feature pair production through AF. (iii) Both models feature pair production through GF.

There are also three qualitative distinctions: (i) Unlike the Zee-Babu model, the Type II Seesaw admits associated production via the charged current DY process, i.e., $q\bar{q}' \rightarrow W^{\pm*} \rightarrow \Delta^{\pm\pm}\Delta^\mp$, since the $\Delta^{\pm(\pm)}$ couple directly to the W boson. (ii) As the $\Delta^{\pm(\pm)}$ belong to a multiplet in the Type II Seesaw, the existence of CP-even and -odd states Δ^0 and ξ^0 implies additional production channels (not shown). (iii) Due to the different gauge couplings and multiplet states, many more sub-processes are present in VBS in the Type II Seesaw than in the Zee-Babu case.

The qualitative similarities listed above are also quantitative similarities. Explicit computation shows that the AF and GF cross sections for doubly and singly charged in the two scenarios are the same. (This assumes that masses $S - S^\dagger - H^0$ couplings, etc., are set equal.) Likewise, QCD corrections for these processes are the same; EW corrections are anticipated to be different due to the different gauge quantum numbers of the scalars but this must be investigated.

To further study the quantitative similarities of the neutral current DY channels, we define

the scale factors ξ and χ as the ratio of the Zee-Babu and Type II hadronic cross sections:

$$\xi = \frac{\sigma_{\text{Zee-Babu}}^{\text{DY (NLO)}}(pp \rightarrow k^- k^+ X)}{\sigma_{\text{Type II}}^{\text{DY (NLO)}}(pp \rightarrow \Delta^{++} \Delta^{--} X)} \quad \text{and} \quad \chi = \frac{\sigma_{\text{Zee-Babu}}^{\text{DY (NLO)}}(pp \rightarrow h^- h^+ X)}{\sigma_{\text{Type II}}^{\text{DY (NLO)}}(pp \rightarrow \Delta^+ \Delta^- X)}. \quad (5.3)$$

For all cross sections, we use the total rate at NLO in QCD. Conservative scale uncertainties are obtained by taking the ratio of extrema as allowed by scale variation, e.g., $\max(\xi) = \max(\sigma_{\text{Zee-Babu}}^{\text{DY (NLO)}}) / \min(\sigma_{\text{Type II}}^{\text{DY (NLO)}})$. In Fig. 5, we plot the scale factors ξ (black band) and χ (teal band) with scale uncertainties (band thickness) as a function of scalar mass, fixing all equal, at (a) $\sqrt{s} = 13$ TeV and (b) 100 TeV. Guidelines (black) are given at $\xi_* \approx 0.411$ and $\chi_* = 1$. While the ratio for doubly charged scalars is situated around $\xi \approx 0.4 - 0.45$ and is largely independent of mass and \sqrt{s} , the ratio for singly charged scalars sits universally at unity.

To understand Fig. 5, note that the generic cross section for producing SS^\dagger pairs of mass m_S , electric charge Q_S , and weak isospin charge $(T_L^S)^3$, from massless SM fermions $f\bar{f}$ is [50]

$$\hat{\sigma}^{\text{DY (LO)}}(f\bar{f} \rightarrow SS^\dagger) = \left(\frac{\pi \alpha_{\text{EM}}^2 \beta^3 Q^2}{6N_c} \right) [P_{\gamma\gamma} + P_{\gamma Z} + P_{ZZ}], \quad \beta = \sqrt{1 - \frac{m_S^2}{Q^2}}, \quad (5.4a)$$

$$P_{\gamma\gamma} = \frac{2Q_S^2 Q_f^2}{Q^4}, \quad (5.4b)$$

$$P_{\gamma Z} = \frac{2Q_S Q_f A (a_L^f + a_R^f)}{\sin^2 \theta_W \cos^2 \theta_W} \frac{(Q^2 - M_Z^2)}{Q^2 [(Q^2 - M_Z^2)^2 + (M_Z \Gamma_Z)^2]^2}, \quad (5.4c)$$

$$P_{ZZ} = \frac{A^2 ((a_L^f)^2 + (a_R^f)^2)}{\sin^4 \theta_W \cos^4 \theta_W} \frac{1}{[(Q^2 - M_Z^2)^2 + (M_Z \Gamma_Z)^2]^2}, \quad (5.4d)$$

$$A = (T_L^S)^3 - Q_f \sin^2 \theta_W, \quad a_L^f = (T_L^f)^3 - Q_f \sin^2 \theta_W, \quad a_R^f = -Q_f \sin^2 \theta_W. \quad (5.4e)$$

Here, Q_f and $(T_L^f)^3$ are, respectively, the electric and weak isospin charges of f . The terms $P_{\gamma\gamma}$, $P_{\gamma Z}$, and P_{ZZ} denote the pure photon, interference, and pure Z contributions to SS^\dagger production. In the following we work in the limit $(M_Z^2/Q^2) \rightarrow 0$, and implicitly take $M_Z = 0$.

First, note that the entire m_S dependence in the partonic cross section is contained in the momentum/phase-space factor β . For fixed flavor f , scattering scale Q , and mass, the ratio of partonic cross sections, i.e., $\hat{\sigma}^{\text{DY (LO)}}(f\bar{f} \rightarrow k^- k^+) / \hat{\sigma}^{\text{DY (LO)}}(f\bar{f} \rightarrow \Delta^{++} \Delta^{--})$, is independent of m_S . At the hadronic level, this holds under reasonable approximations: Assuming the production of TeV-scale SS^\dagger is driven by valence-sea annihilation, that at large momentum fractions the up-flavor PDF is twice as large as the down-flavor PDF, i.e., $f_{u/p} \approx 2f_{d/p}$, and sea densities are equal, i.e., $f_{\bar{u}/p} \approx f_{\bar{d}/p}$, then the ratio of hadronic cross section is proportional to

$$\xi = \frac{\sigma^{\text{DY (LO)}}(pp \rightarrow k^- k^+ X)}{\sigma^{\text{DY (LO)}}(pp \rightarrow \Delta^{++} \Delta^{--} X)} \propto \frac{f_{u/p} \otimes f_{\bar{u}/p} \otimes (\beta^3/Q^2)}{f_{u/p} \otimes f_{\bar{u}/p} \otimes (\beta^3/Q^2)}. \quad (5.5)$$

Nominally, the dependence on m_S in the ratio cancels. (There is a small dependence on m_S for the doubly charged case that we will address.) At NLO in QCD, virtual corrections factorize (see Ref. [99]) and cancel. Under our assumptions, PDF subtraction terms also follow this behavior.

Moving onto the value of the ratios themselves, we note that the quantities ($Q^4 P_{VV'}$), for $V \in \{\gamma, Z\}$, depend only on gauge quantum number when M_Z can be neglected. For the $u\bar{u} \rightarrow k^{--}k^{++}$ channel, the $\gamma - Z$ interference ($Q^4 P_{\gamma Z}$) and pure Z ($Q^4 P_{ZZ}$) contributions strongly cancel, resulting in an $\mathcal{O}(-10\%)$ correction to the pure γ contribution ($Q^4 P_{\gamma\gamma}$). (This is a gauge-dependent statement and can be interpreted differently.) For the $d\bar{d} \rightarrow k^{--}k^{++}$ channel, the cancellation is stronger since $Q^4 P_{\gamma\gamma} < Q^4 |P_{\gamma Z}| < Q^4 P_{ZZ}$. The cancellation between the $\gamma - Z$ interference and pure Z contributions is an $\mathcal{O}(+6\%)$ addition to the pure γ term. Essentially, $f\bar{f} \rightarrow k^{--}k^{++}$ can be treated as a QED process, which is consistent with the $k - k - Z$ coupling being Weinberg angle-suppressed (see Sec. 2). For $f\bar{f} \rightarrow \Delta^{++}\Delta^{--}$, the nonzero weak isospin charge induces constructive interference among the three terms for both up and down flavors.

All inputs equal, the ratio of partonic cross sections for doubly charged scalars simplify to ratios of “ $P_{VV'}$ -terms.” For flavor combinations ($u\bar{u}$) and ($d\bar{d}$), these are given by

$$\mathcal{U} \equiv \frac{\hat{\sigma}^{\text{DY (LO)}}(u\bar{u} \rightarrow k^{--}k^{++})}{\hat{\sigma}^{\text{DY (LO)}}(u\bar{u} \rightarrow \Delta^{++}\Delta^{--})} \approx \frac{[P_{\gamma\gamma} + P_{\gamma Z} + P_{ZZ}] \Big|_{\text{ZB}}}{[P_{\gamma\gamma} + P_{\gamma Z} + P_{ZZ}] \Big|_{\text{Type II}}} \quad (5.6)$$

$$= \frac{136 \sin^4 \theta_W}{21 - 8 \cos(2\theta_W) + 5 \cos(4\theta_W)} \approx 0.499, \quad (5.7)$$

$$\mathcal{D} \equiv \frac{\hat{\sigma}^{\text{DY (LO)}}(d\bar{d} \rightarrow k^{--}k^{++})}{\hat{\sigma}^{\text{DY (LO)}}(d\bar{d} \rightarrow \Delta^{++}\Delta^{--})} \approx \frac{40 \sin^4 \theta_W}{9 - 4 \cos(2\theta_W) + 5 \cos(4\theta_W)} \approx 0.237. \quad (5.8)$$

We find good numerical agreement between this and the full matrix element calculation. Parameterizing the relative ($u\bar{u}$) and ($d\bar{d}$) contribution naively as $(2/3)\mathcal{U}$ and $(1/3)\mathcal{D}$ gives

$$\xi_\star = \frac{2}{3}\mathcal{U} + \frac{1}{3}\mathcal{D} \approx 0.411. \quad (5.9)$$

This agrees remarkably well with the numerical results reported in Fig. 5.

A closer inspection shows that the central value of the ratio ξ sits just below (above) the $\xi_\star \approx 0.411$ guideline at the lowest (highest) masses. This follows from PDF dynamics, namely deviations from our crude assumptions that $f_{u/p} = 2f_{d/p}$ and $f_{\bar{u}/p} = f_{\bar{d}/p}$. For instance: masses that are $\mathcal{O}(100 - 300)$ GeV require momentum fractions that are $\mathcal{O}(0.01 - 0.05)$ at $\sqrt{s} = 13$ TeV. This is where an asymmetry occurs between the \bar{u} and \bar{d} PDFs, with $f_{\bar{d}/p} > f_{\bar{u}/p}$. Also in this range, the u PDF is only $\mathcal{O}(20\% - 40\%)$ larger ($\mu_f = 2m_s$) than the d . This means that ($d\bar{d}$) annihilation occurs more frequently than naively argued and pulls down the scale factor ξ . At larger momentum fractions, i.e., beyond $\mathcal{O}(0.1)$, the $\bar{u} - \bar{d}$ asymmetry closes and the u/d ratio increases. Subsequently, ($u\bar{u}$) annihilation occurs more frequently and pulls up ξ . The estimate ξ_\star remains within or at the edge of the scale uncertainty band. PDF uncertainties for individual cross sections (lower panel) are at the $\pm 5\% - \pm 15\%$ level for the masses investigated. Therefore, while deviations from ξ_\star can evolve with improved PDF fits, the change will not be significant.

Turning to singly charged scalars, note that the gauge charges for h^- and Δ^- are both $Q_S = -1$, $Y_S = -1$, and $(T_L^S) = 0$. Therefore, for fixed f and m_S , the partonic cross sections for $f\bar{f} \rightarrow SS^\dagger$ are the same. It follows that the ratio of hadronic rates is unity for all masses:

$$\chi = \frac{\sigma^{\text{DY (NLO)}}(pp \rightarrow h^- h^+ X)}{\sigma^{\text{DY (NLO)}}(pp \rightarrow \Delta^+ \Delta^- X)} = 1. \quad (5.10)$$

This behavior is reflected in Fig. 5 at both collider energies. A caveat of this result is that cross sections are obtained at LO in the EW theory. Since h^\mp is an $SU(2)_L$ singlets but Δ^\pm belongs to a triplet representation, it is likely that EW corrections can break this degeneracy.

Discussion: If k^-k^{++} and/or h^-h^+ pairs are discovered at the LHC, one could arguably use the observed cross section to extract gauge quantum numbers. However, k and h are shortly lived (see Sec. 4.2) and readily decay to SM particles. Therefore, what is actually measured is the combination of production and decay rates. As shown in Table 1, Eq. (4.17), and Eq. (4.20), the branching rates of k and h are sensitive to the relative sizes of masses and $\mu_{\cancel{Y}}$, not just Yukawa couplings. Factors of $\xi \sim 0.4$ can easily be absorbed by a branching rate. This last statement is also true for the Type II Seesaw. Decay rates of charged scalars in the Type II Seesaw are also correlated with neutrino oscillation parameters [100]. However, the uncertainty oscillation parameters remain sufficiently large to effectively absorb factors of ξ [92].

5.2 Kinematic distributions of doubly charged scalars

Beyond total cross sections, it is also possible to compare Zee-Babu and Type II scalars at a differential level. One argument goes that since the $k^{\mp\mp}$ and $\Delta^{\mp\mp}$ (or h^\mp and Δ^\mp) carry different gauge quantum numbers, and hence couple to the intermediate γ/Z with different strengths, then one may anticipate differences in differential distributions. We report that this argument does not work in the present case. Even at the differential level, we find that kinematic distributions of scalars produced by the DY process in the Zee-Babu and Type II models have the same shape and differ by only a normalization; the normalization is given by the ratio of hadronic cross sections. This finding also holds for the GF and AF channels.

To demonstrate this, we simulate at NLO+LL(PS) for $\sqrt{s} = 13$ TeV the two DY processes

$$\text{Zee-Babu : } pp \rightarrow \gamma^*/Z^* X \rightarrow k^{--}k^{++} X, \quad (5.11a)$$

$$\text{Type II : } pp \rightarrow \gamma^*/Z^* X \rightarrow \Delta^{--}\Delta^{++} X, \quad (5.11b)$$

following the methodology in Sec. 3. This is the first time that kinematic distributions of the Zee-Babu model beyond LO+LL(PS) have been reported. We normalize the total Zee-Babu cross section to Type II cross section using the mass-dependent scale factor $\xi(m_s)$:

$$\xi^{-1}(m_s) = \frac{\sigma_{13 \text{ TeV}}^{\text{DY (NLO)}}(pp \rightarrow \Delta^{--}\Delta^{++} X)|_{m_\Delta=m_s}}{\sigma_{13 \text{ TeV}}^{\text{DY (NLO)}}(pp \rightarrow k^{--}k^{++} X)|_{m_k=m_s}}. \quad (5.12)$$

For representative masses m_k , $m_\Delta = m_s = 500$ GeV and 1250 GeV, we obtain the scale factors

$$\xi(m_S = 500 \text{ GeV}) \approx 2.31 \quad \text{and} \quad \xi(m_S = 1250 \text{ GeV}) \approx 2.23. \quad (5.13)$$

From Fig. 4, the scale uncertainty in this ratio is below 10%.

In the following distributions (upper panel), we plot three quantities: (a) the Zee-Babu prediction (solid teal); (b) the Type II prediction (dotted red); (c) the Zee-Babu prediction normalized by the scale factor $\xi^{-1}(m_s)$ (dashed blue). For all three curves and for a given

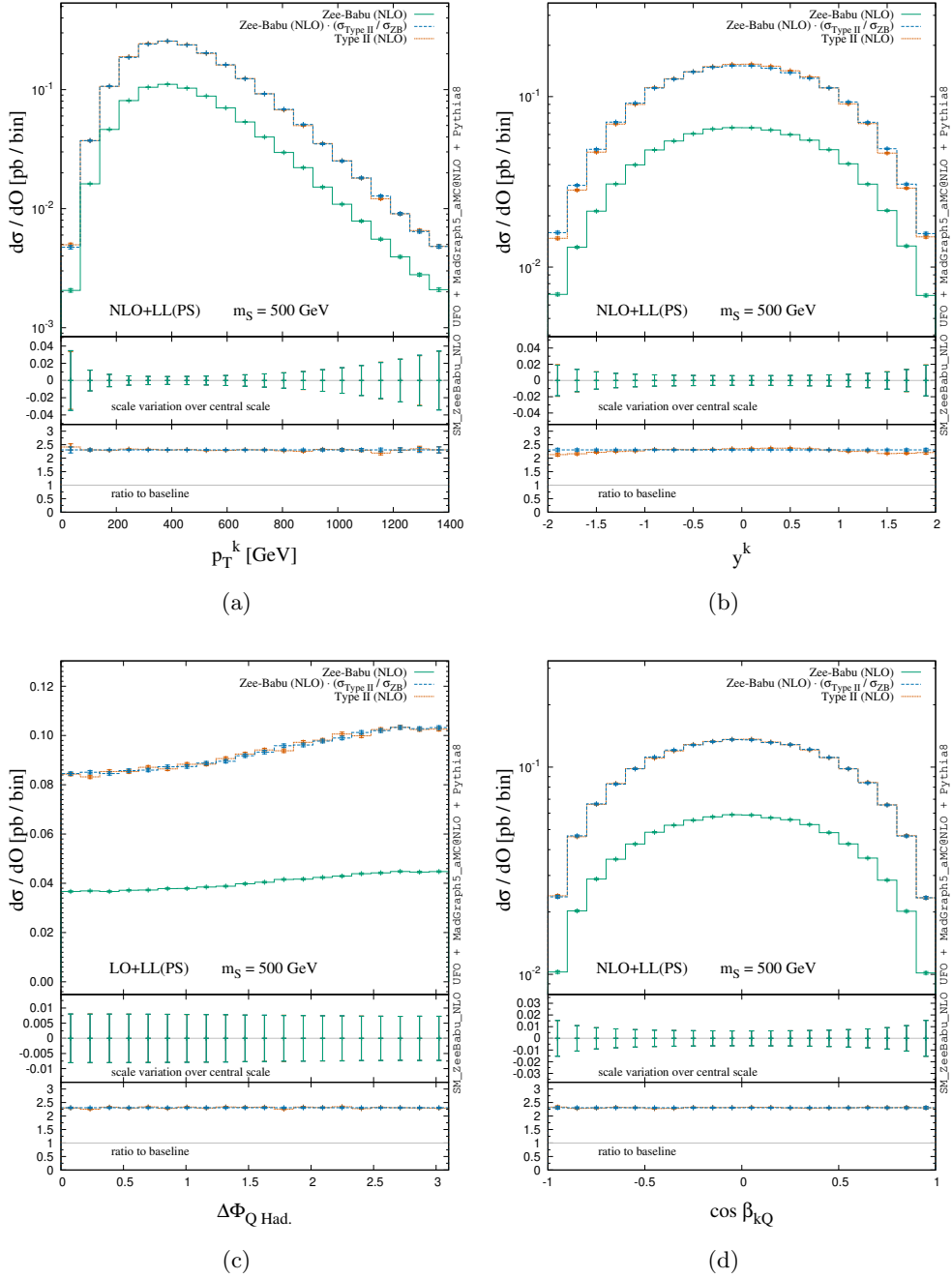


Figure 6. Top panel: In Drell-Yan production of scalar pairs at the $\sqrt{s} = 13$ TeV LHC, $pp \rightarrow SS^\dagger + X$, the differential cross sections at NLO+LL(PS) or LO+LL(PS) with respect to (a) p_T^S , (b) y^S , (c) $\Delta\Phi_{SHad.}$, (d) $\cos\beta_{SQ}$ for scalar $S \in \{k^{++}, \Delta^{++}\}$ from: (a) the Zee-Babu model (solid teal); (b) the Type II model (dotted red); and (c) the Zee-Babu model normalized by the scale factor $\xi(m_S)$ (dashed blue), assuming a benchmark mass of $m_S = 500$ GeV. See text for observable definitions. Middle panel: scale variation relative to the central scale choice. Bottom panel: ratio of curves (b) and (c) with respect to (a).

observable \mathcal{O} , we also show (middle panel) the bin-by-bin scale variation of the differential cross section with respect to the central scale choice (see Sec. 3.1). Symbolically, this is given by

$$\text{scale variation at } \mathcal{O}^* = \frac{\left. \frac{d\sigma^{\text{NLO+LL(PS)}}}{d\mathcal{O}} \right|_{\mathcal{O}=\mathcal{O}^*}^{\zeta \in \{0.5, 1.0, 2.0\}}}{\left. \frac{d\sigma^{\text{NLO+LL(PS)}}}{d\mathcal{O}} \right|_{\mathcal{O}=\mathcal{O}^*}^{\zeta=1}}. \quad (5.14)$$

We also show (lower panel) the bin-by-bin ratio of the Type II and scaled Zee-Babu differential rates to the unscaled Zee-Babu prediction. The unscaled rate is our baseline. This is given by

$$\text{ratio to baseline at } \mathcal{O}^* = \frac{1}{\sigma^{\text{DY (NLO)}} \Big|_{\text{Zee-Babu}}} \times \frac{d\sigma^{\text{NLO+LL(PS)}}}{d\mathcal{O}} \Big|_{\mathcal{O}=\mathcal{O}^*}. \quad (5.15)$$

We report results for $m_S = 500$ GeV in Fig. 6 and for $m_S = 1250$ GeV in Fig. 7. The results are based on samples with $N = 400k$ events each; statistical uncertainties are denoted by open crosses $+$. Closed bars $]$ denote scale uncertainties. We focus on k^{++} and Δ^{++} but by momentum conservation the kinematics of k^{--} , Δ^{--} mirror those for the positively charged states.

We start with Fig. 6(a). There we show (top) the transverse momentum distribution p_T^S of positively charged scalars $S \in \{k^{++}, \Delta^{++}\}$. As a function of increasing p_T , the distributions rise to a maximum at about $p_T \sim 400$ GeV, or $(p_T/m_S) \sim 0.8$, and then fall with a power-law-like behavior. The spectra become small at small (p_T/m_S) since SS^\dagger pairs are not produced precisely at threshold but rather with modest momenta. The qualitative behavior of all three distributions is the same but the unscaled Zee-Babu curve sits below the scale Zee-Babu curve and the Type II curve. Scale uncertainties (middle) for all three curves reach about $\pm 4\%$ at small and large p_T ; at intermediate p_T , scale uncertainties reduce to the sub-percent level. In comparison to the baseline (bottom), the bin-by-bin normalization of the Zee-Babu and Type II models are statistically indistinguishable. This is the first indication that kinematic distributions of doubly charged scalar production in the two models are identical, up to an overall normalization.

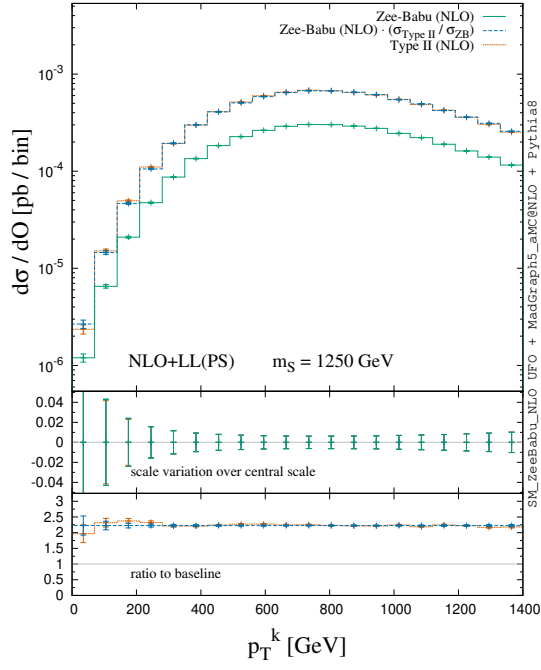
In Fig. 7(b) we show the rapidity y of S , defined by

$$y = \frac{1}{2} \log \left(\frac{E + p_z}{E - p_z} \right). \quad (5.16)$$

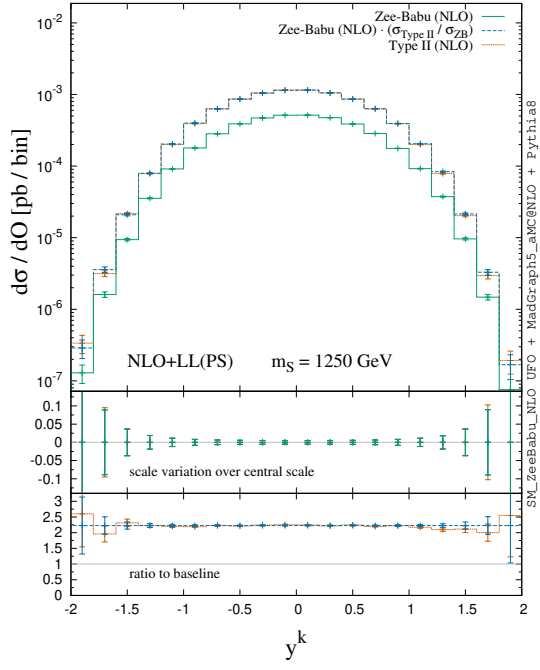
One sees that a bulk of the phase space sits in the range $|y| < 1.5$, indicating a longitudinal momentum small compared to the total energy carried by S . In other words, SS^\dagger pairs produced at the LHC are largely high- p_T objects with only moderate longitudinal momentum. The scale uncertainty ranges from about $\pm 2\%$ at large rapidities ($|y| > 1.75$) but reduce to the sub-percent level at small rapidities ($|y| < 0.5$). In comparison to the baseline, the bin-by-bin normalization between the scaled Zee-Babu distribution and the Type II distribution are statistically indistinguishable. At low (high) rapidity, the Type II curve slightly juts above (under) the scaled Zee-Babu curve. However, the statistical uncertainty bars overlap for all y .

To explore angular correlations, we consider in Fig. 7(c) the azimuth separation ($\Delta\Phi$) between S and the underlying hadronic environment. This is given by

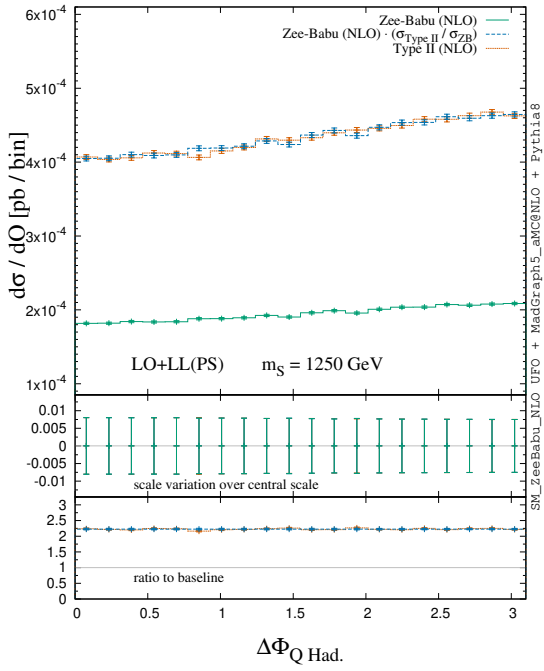
$$\Delta\Phi_{S \text{ Had}} = \cos^{-1} \left[\hat{p}_T^S \cdot \hat{p}_T^{\text{Had.}} \right] = \cos^{-1} \left[\frac{\vec{p}_T^S \cdot \vec{p}_T^{\text{Had.}}}{p_T^S p_T^{\text{Had.}}} \right], \quad (5.17)$$



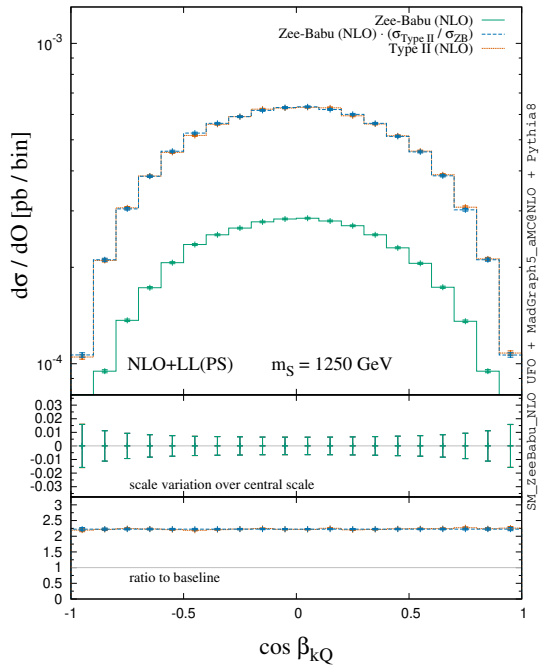
(a)



(b)



(c)



(d)

Figure 7. Same as Fig. 6 but for $m_S = 1250$ GeV.

where $p^{\text{Had.}}$ is the vector sum over all hadrons within a maximum rapidity of $y^{\text{max}} = 10$, i.e.,

$$p^{\mu \text{ Had.}} = \sum_{i \in \{\text{Had.}\}} p_i^\mu, \quad \text{with } |y^i| < y^{\text{max}}. \quad (5.18)$$

We impose $|y^i| < y^{\text{max}}$ to exclude beam remnant and simplify our generator-level analysis. (Generally, such objects have little-to-no impact on transverse kinematics.) We observe that $\Delta\Phi$ is a mostly flat distribution, with a slight monotonic increase as one goes from a parallel orientation ($\Delta\Phi = 0$) to a back-to-back orientation ($\Delta\Phi = \pi$). This means that it is more (less) likely for S and the hadronic activity to propagate in opposite (same) transverse direction. To understand this, note that the transverse part of $p^{\text{Had.}}$ is also the recoil of the (SS^\dagger) system:

$$\vec{p}_T^{\text{Had.}} = -\vec{q}_T, \quad \text{where } q^\mu = (p_S + p_{S^\dagger})^\mu. \quad (5.19)$$

Hence, the angle $\Delta\Phi_{S \text{ Had}}$ can be interpreted as an azimuthal rotation of S relative to the (SS^\dagger) system in the transverse plane. In the limit that $|\vec{q}_T|/Q \rightarrow 0$, where $Q = \sqrt{q^2}$ is the invariant mass of the (SS^\dagger) system, Born-like kinematics are recovered and the $\Delta\Phi_{S \text{ Had}}$ distribution is flat, i.e., there is no dependence on $\Delta\Phi_{S \text{ Had}}$ in $2 \rightarrow 2$ scattering. As $|\vec{q}_T|$ grows, the (SS^\dagger) system, and hence S , recoils more against the hadronic activity. Nonzero $|\vec{q}_T|$ induces back-to-back separation in the transverse plane and simultaneously suppresses same-direction propagation.

Notably, $\Delta\Phi_{S \text{ Had}}$ is only accurate to LO+LL(PS) in our simulations. When the $q\bar{q} \rightarrow SS^\dagger$ matrix element is known at LO, $\Delta\Phi_{S \text{ Had}}$ is ill-defined as the (SS^\dagger) system carries no p_T . The p_T of the (SS^\dagger) system is generated first at LL accuracy by the parton shower and eventually at LO accuracy by the real radiation correction at NLO in QCD. Despite this formally lower accuracy, the scale uncertainties are at the sub-percent level. Again, the bin-by-bin normalizations of the scaled Zee-Babu distribution and Type II distribution are statistically indistinguishable.

In Fig. 6(d), we plot the polar distribution ($\cos\beta_{SQ}$) of S in the frame of the (SS^\dagger) system relative to the propagation direction of the (SS^\dagger) system in the lab frame. Defining $p_S^{(SS^\dagger)}$ to be the momentum of S in the (SS^\dagger) frame, the observable is given symbolically by

$$\cos(\beta_{SQ}) = \hat{p}_S^{(SS^\dagger)} \cdot \hat{q} = \frac{\vec{p}_S^{(SS^\dagger)} \cdot \vec{q}}{|\vec{p}_S^{(SS^\dagger)}| |\vec{q}|}, \quad (5.20)$$

The distributions exhibit NLO+LL(PS) accuracy since q has longitudinal momentum in the lab frame, event at LO. We observe that all three curves obey a $d\sigma \sim (1 - \cos^2(\beta_{SQ}))$ distribution. This follows from angular momentum conservation: Imagining the decay of massive, virtual photon $\gamma^* \rightarrow SS^\dagger$, the Feynman rules of Eq. (2.3) indicate that the corresponding helicity amplitude describes a p -wave process with $-i\mathcal{M}(\gamma_\lambda^* \rightarrow SS^\dagger) \sim \sin(\beta_{SQ})$ for either transverse polarization of γ_λ^* , and where the \hat{z} -axis is aligned with \hat{q} . At the square level, one obtains

$$\sum_{\lambda=\pm} |\mathcal{M}_\lambda|^2 \sim \sin^2(\beta_{SQ}) = 1 - \cos^2(\beta_{SQ}). \quad (5.21)$$

Scale uncertainties reach as large as $\pm 1.5\%$ in backward ($\cos\beta_{SQ} = -1$) and forward ($\cos\beta_{SQ} = +1$) regions, and are below $\pm 1\%$ in the central region ($\cos\beta_{SQ} = 0$). The bin-by-bin normalizations of the scaled Zee-Babu and Type II distributions are statistically indistinguishable.

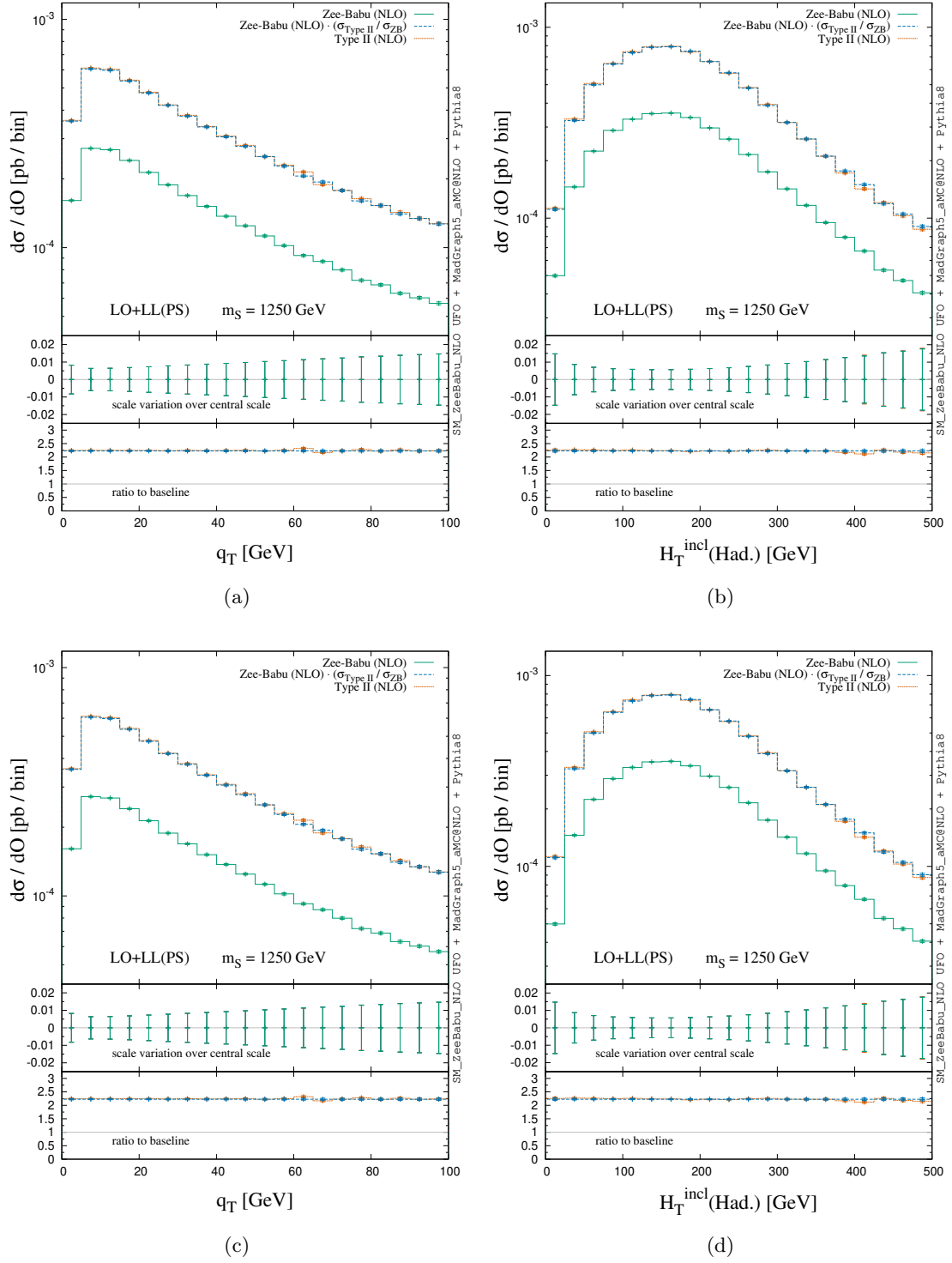


Figure 8. (a,b) Same as Fig. 6 but for shapes Q_T and $H_T^{\text{incl}}(\text{Had.})$ at LO+LL(PS); (c,d) Same as (a,b) but for $m_S = 1250$ GeV.

In Fig. 7, we plot the same observables as in Fig. 6 for the benchmark $m_S = 1250$ GeV. Qualitatively, we find strong similarities between the two mass choices. Quantitatively, the absolute normalizations of the differential distributions are smaller than the previous case due to naturally the smaller production cross section. Beyond this, shape broadening or narrowing can be attributed to the larger mass scale. For the p_T and y distributions, we find a slightly larger residual scale uncertainty, but also find that uncertainties stay below $\pm 4\%$. Importantly, as in the low-mass case, the Zee-Babu and Type II distributions are statistically indistinguishable.

For completeness, we consider two measures of the hadronic activity in SS^\dagger pair production to demonstrate that the underlying event also remains unchanged between the Zee-Babu and Type II scenarios. For (a,b) $m_S = 500$ GeV and (c,d) $m_S = 1250$ GeV, we show in Fig. 8(a,c) the transverse momentum of the (SS^\dagger) system, q_T , and (c,d) the inclusive H_T , defined by

$$H_T^{\text{incl}}(\text{Had.}) = \sum_{i \in \{\text{Had.}\}} p_T^i, \quad \text{with } |y^i| < y^{\text{max}}, \quad (5.22)$$

which is built directly from hadrons. Despite being LO+LL(PS) accurate, scale uncertainties reach only $\pm 2\%$. As before, the scaled Zee-Babu and Type II distributions are indistinguishable.

5.3 Limits and projections for the LHC

As demonstrated above, total and differential cross sections for pair production of charged scalars in the Types II and Zee-Babu models differ at most by an overall normalization. Consequentially, their decay products will inherit this sameness and also exhibit nearly identical kinematics.

Despite this hardship, there is a silver lining of this sameness: the selection (ε) and acceptance (\mathcal{A}) efficiencies obtained by LHC experiments in searches for charged scalars in the Type II Seesaw are automatically applicable to the Zee-Babu model. This is a nontrivial conclusion. It implies that for common final states the two models can be tested simultaneously at the LHC without additional event generation or additional signal/control/validation-region modeling.

Normally, new signal events must be simulated to reinterpret or recast a collider analysis for one scenario in terms of a second scenario. That is not needed for the charged scalars in the Zee-Babu and Type II models. For example: suppose that after all acceptance and selection requirements the total number of Type II events at a given integrated luminosity \mathcal{L} is

$$n_{\text{Type II}} = \varepsilon \times \mathcal{A} \times \mathcal{L} \times \sigma_{\text{Type II}}^{\text{DY (NLO)}}. \quad (5.23)$$

Since the selection and acceptance efficiencies are the same, which follows from final states having identical kinematics, the corresponding number of Zee-Babu events is

$$n_{\text{ZB}} = \varepsilon \times \mathcal{A} \times \mathcal{L} \times \sigma_{\text{ZB}}^{\text{DY (NLO)}} = n_{\text{Type II}} \times \left(\frac{\sigma_{\text{ZB}}^{\text{DY (NLO)}}}{\sigma_{\text{Type II}}^{\text{DY (NLO)}}} \right). \quad (5.24)$$

One can identify the the cross-section ratio in Eq. (5.24) as the scale factor $\xi(m_S)$ in Eq. (5.12). Since the final states are assumed to be the same, the backgrounds are the same. And after acceptance and selection cuts, the number of background events are the same. Subsequently, the upper limit on a cross section derived for one scenario is the same as for the other. The specific parameter space excluded is, of course, different for the two scenarios.

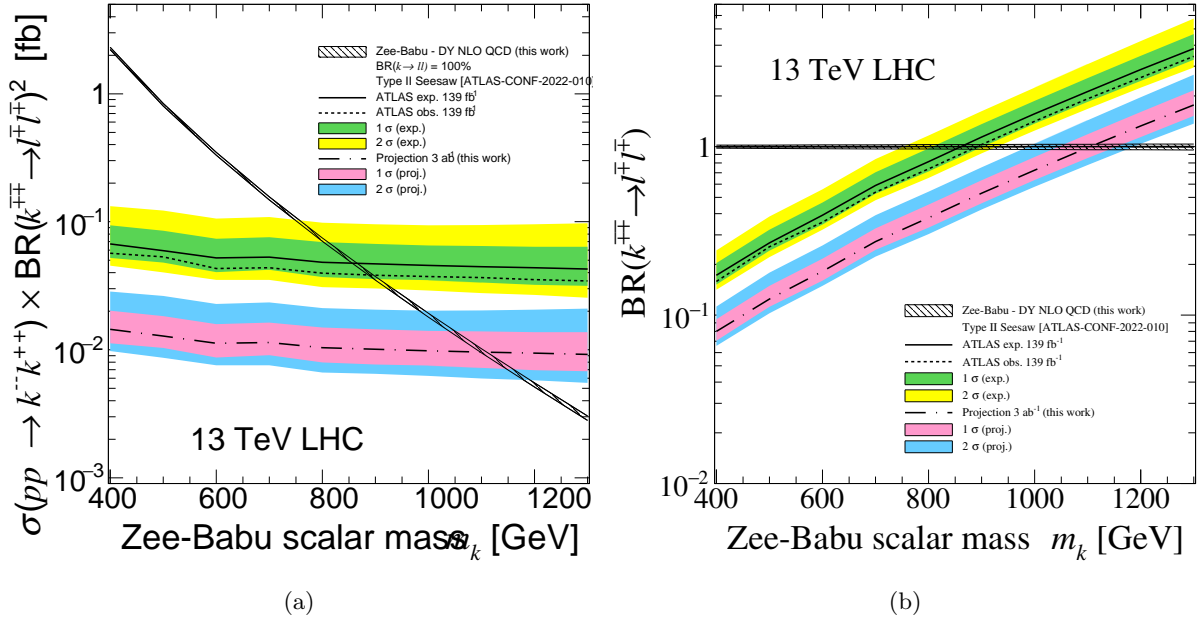


Figure 9. (a) Estimated and projected cross section limits at 95% CL on $k^{--}k^{++} \rightarrow 4\ell$ production, $\ell \in \{e, \mu\}$, in the Zee-Babu model at the $\sqrt{s} = 13$ TeV LHC with $\mathcal{L} \approx 139 \text{ fb}^{-1}$ and $\mathcal{L} \approx 3 \text{ ab}^{-1}$ of data, respectively, as derived from constraints on $\Delta^{++}\Delta^{--} \rightarrow 4\ell$ production in the Type II Seesaw by the ATLAS experiment with $\mathcal{L} \approx 139 \text{ fb}^{-1}$ [49]. (b) Same as (a) but for the $k^{\mp\mp} \rightarrow \ell^{\mp}\ell'^{\mp}$ branching rate.

To demonstrate this we consider the search for $\Delta^{--}\Delta^{++}$ pairs in the $4\ell^{\pm}$ channel,

$$pp \rightarrow \Delta^{++}\Delta^{--} \rightarrow \ell^+\ell'^+\ell''^-\ell'''^- \quad (5.25)$$

where $\ell \in \{e, \mu\}$, by the ATLAS experiment using the full Run II data set [49]. In Ref. [49], a mass-dependent 95% confidence level (CL) limit ($\sigma_{95\% \text{ CL}}^{\text{ATLAS}}$) is reported on the (unfolded) quantity

$$\sigma(pp \rightarrow \Delta^{--}\Delta^{++}) \times \text{BR}^2(\Delta^{\pm\pm} \rightarrow \ell^{\pm}\ell'^{\pm}). \quad (5.26)$$

Applying the same limit to the (unfolded) quantity in the Zee-Babu model

$$\sigma(pp \rightarrow k^{--}k^{++}) \times \text{BR}^2(k^{\pm\pm} \rightarrow \ell^{\pm}\ell'^{\pm}), \quad (5.27)$$

we obtain the limit shown in Fig. 9. Assuming branching rates of unity, $k^{\mp\mp}$ with masses

$$m_k < 860 \text{ GeV} \quad (5.28)$$

are excluded by ATLAS at 95% CL using approximately $\mathcal{L} \approx 139 \text{ fb}^{-1}$ of data at $\sqrt{s} = 13$ TeV. Assuming that sensitivity $\sigma_{95\% \text{ CL}}^{\text{ATLAS}}$ scales with the square root of integrated luminosity, i.e.,

$$\sigma_{95\% \text{ CL}}^{\text{ATLAS}} \Big|_{\mathcal{L}_2} = \sqrt{\frac{\mathcal{L}_1}{\mathcal{L}_2}} \times \sigma_{95\% \text{ CL}}^{\text{ATLAS}} \Big|_{\mathcal{L}_1}, \quad (5.29)$$

		BR($k^{\mp\mp} \rightarrow \ell^{\mp}\ell'^{\mp}$)									
mass of $k^{\mp\mp}$ [GeV]		400	500	600	700	800	900	1000	1100	1200	1300
BR _{95%} ^{obs.} (139 fb ⁻¹)		0.158	0.254	0.356	0.536	0.739	1.028	1.413	1.926	2.574	3.434
BR _{95%} ^{proj.} (3 ab ⁻¹)		0.080	0.125	0.182	0.273	0.378	0.528	0.726	0.985	1.329	1.770

Table 3. For representative m_k (top), estimated (middle) and projected (bottom) limits on the decay rate of $k^{\mp\mp} \rightarrow \ell^{\mp}\ell'^{\mp}$ set by ATLAS at 95% CL using $\mathcal{L} \approx 139 \text{ fb}^{-1}$ [49] and $\mathcal{L} = 3 \text{ ab}^{-1}$ of data.

and unchanged selection and acceptance efficiencies, we also show the projected sensitivity with $\mathcal{L} \approx 3 \text{ ab}^{-1}$ of data at $\sqrt{s} = 13 \text{ TeV}$. For branching rates of unity, $k^{\mp\mp}$ with masses

$$m_k < 1110 \text{ GeV} \quad (5.30)$$

can be excluded at 95% CL. This sensitivity can be improved with higher collider energies, larger data sets, and improved analysis techniques. (This would equally benefit searches for $\Delta^{\mp\mp}$.)

Invert Eq. (5.27), we obtain limits on the $k^{\mp\mp} \rightarrow \ell^{\mp}\ell'^{\mp}$ branching rate. This is given by

$$\text{BR}(k^{\pm\pm} \rightarrow \ell^{\pm}\ell'^{\pm}) < \sqrt{\frac{\sigma_{95\% \text{ CL}}^{\text{ATLAS}}}{\sigma(pp \rightarrow k^{--}k^{++})}}. \quad (5.31)$$

In Fig. 9(b) we show the estimated and projected limits for $\mathcal{L} \approx 139 \text{ fb}^{-1}$ and $\mathcal{L} = 3 \text{ ab}^{-1}$. As summarized in Table 3, decay rates as small as 16% (74%) can be probed for $m_k = 400$ (800) GeV with the full Run II data set. Tentatively, this can be improved two-fold at the HL-LHC.

5.4 Correlations in flavor-violating decays of singly charged scalars

We now discuss a consequence of the relationships between Yukawa couplings $f_{\ell\ell'}$ and oscillation parameters as summarized in Eqs. (4.9) and (4.10). As discussed in Secs. 4.2 and 5.1, k and h are shortly lived and decay readily to SM particles. In principle, production rates themselves are not observed at the LHC but rather the combination of production and decay rates. For the production of h^-h^+ pairs, which preferably decay via the $h^{\mp} \rightarrow \ell^{\mp}\nu_{\ell'}$ channel, neutrinos cannot be flavor tagged at the LHC. One can only identify the charged lepton ℓ^{\mp} . Subsequently, measurements of the $pp \rightarrow h^-h^+ \rightarrow \ell^-\ell'^+\nu_{\ell''}\nu_{\ell'''}$ process implicitly sum over all neutrino states.

Guided by this, we define the following pair of inclusive partial widths for h :

$$\Gamma(h^{\mp} \rightarrow e^{\pm}\nu_X) = \sum_{\ell=e}^{\tau} \Gamma(h^{\mp} \rightarrow e^{\pm}\nu_{\ell}), \quad (5.32a)$$

$$\Gamma(h^{\mp} \rightarrow \mu^{\pm}\nu_X) = \sum_{\ell=e}^{\tau} \Gamma(h^{\mp} \rightarrow \mu^{\pm}\nu_{\ell}). \quad (5.32b)$$

Recalling that $f_{ee}, f_{\mu\mu} = 0$, and neglecting $\mathcal{O}(m_{\ell}^2/m_h^2)$ terms in expressions for total widths gives

$$\mathcal{R}_{e\mu}^h = \frac{\text{BR}(h^{\mp} \rightarrow e^{\pm}\nu_X)}{\text{BR}(h^{\mp} \rightarrow \mu^{\pm}\nu_X)} = \frac{|f_{e\mu}|^2 + |f_{e\tau}|^2}{|f_{e\mu}|^2 + |f_{\mu\tau}|^2} = \frac{\frac{|f_{e\mu}|^2}{|f_{\mu\tau}|^2} + \frac{|f_{e\tau}|^2}{|f_{\mu\tau}|^2}}{\frac{|f_{e\mu}|^2}{|f_{\mu\tau}|^2} + 1}, \quad (5.33)$$

mass ordering	extremum	θ_{12}	θ_{13}	θ_{23}	δ_{CP}
NO	max	35.9	9.0	39.5	105.0
	min	31.3	8.2	52.0	180.0
IO	max		9.0	52.1	
	min		8.2	39.8	

Table 4. For the normal (NO) and inverse (IO) order of neutrino masses, the values of oscillation angles and phase needed to maximize or minimize the branching ratio $\mathcal{R}_{e\mu}^h$.

which is the e -over- μ branching ratio for h . Inserting Eqs. (4.9) and (4.10), we obtain

$$\mathcal{R}_{e\mu}^h \Big|_{\text{NO}} = \frac{2(A^2 + B^2)}{1 + A^2 + B^2 - 2AB \cos(\delta_{\text{CP}})} , \quad (5.34a)$$

$$A = \cos(\theta_{23}) \sec(\theta_{13}) \tan(\theta_{12}), \quad B = \sin(\theta_{23}) \tan(\theta_{13}), \quad (5.34b)$$

$$\mathcal{R}_{e\mu}^h \Big|_{\text{IO}} = \frac{2}{2 + \cos(2\theta_{13}) + \cos(2\theta_{23})} , \quad (5.34c)$$

for the NO and IO of neutrino masses. These condense analytic expressions are a direct consequence of Eqs. (4.9) and (4.10) but have not been previously reported in the literature.

The utility of the branching ratio \mathcal{R} , as oppose to the branching rate BR, is its independence of h 's total width. Unlike individual branching rates, the ratio $\mathcal{R}_{e\mu}^h$ is measurable at the LHC. It can be determined, for example, by comparing the event numbers (N) in the processes:

$$pp \rightarrow \gamma^*/Z^* \rightarrow h^+h^- \rightarrow e^+e^- + \cancel{E}_T , \quad (5.35a)$$

$$pp \rightarrow \gamma^*/Z^* \rightarrow h^+h^- \rightarrow \mu^+\mu^- + \cancel{E}_T , \quad (5.35b)$$

where \cancel{E}_T is the missing transverse momentum of the event. Accounting for selection and acceptance efficiencies, integrated luminosity (\mathcal{L}), the hadronic cross section $\sigma_{\ell\ell'}$, and assuming the narrow width approximation, then the branching ratio (squared) is obtained from the ratio

$$\frac{N_{ee}}{N_{\mu\mu}} = \frac{\mathcal{L} \times \sigma(pp \rightarrow h^+h^- \rightarrow e^+e^- + \cancel{p}_T)}{\mathcal{L} \times \sigma(pp \rightarrow h^+h^- \rightarrow \mu^+\mu^- + \cancel{p}_T)} = \frac{\text{BR}(h^\mp \rightarrow e^\mp \nu_X)^2}{\text{BR}(h^\mp \rightarrow \mu^\mp \nu_X)^2} = \left(\mathcal{R}_{e\mu}^h\right)^2 . \quad (5.36)$$

$\mathcal{R}_{e\mu}^h$ can also be extracted from the ratio of ($e^+\mu^- + \cancel{p}_T$) and ($\mu^+\mu^- + \cancel{p}_T$) events. The e -over- τ and μ -over- τ branching ratios can also be constructed in the same manner.

For the NO and IO scenarios, and using the central values and $\pm 3\sigma$ ranges of Ref. [3] (NuFIT 5.1-without SK-atm), we find that neutrino oscillation data predict the branching ratios

$$\mathcal{R}_{e\mu}^h \Big|_{\text{NO}} = 0.313^{+55\%}_{-20\%} \quad \text{and} \quad \mathcal{R}_{e\mu}^h \Big|_{\text{IO}} = 0.715^{+3\%}_{-11\%} . \quad (5.37)$$

Uncertainties are obtained by varying each oscillation parameter over its allowed 3σ range, as obtained by Ref. [3], and extracting the local maxima and minima. The $^{+55\%}_{-20\%}$ and $^{+3\%}_{-11\%}$ uncertainties for the NO and IO cases are the full 3σ windows. They correspond to the ranges:

$$\mathcal{R}_{e\mu}^h \Big|_{\text{NO}} \in [0.251, 0.484] \quad \text{at } 3\sigma \quad \text{and} \quad \mathcal{R}_{e\mu}^h \Big|_{\text{IO}} \in [0.637, 0.739] \quad \text{at } 3\sigma . \quad (5.38)$$

The relative smallness of the IO's uncertainty is due to its dependence on only two oscillation angles, one of which (θ_{13}) is well measured. Fixing either θ_{12} or θ_{23} in the NO formula to its central value roughly halves the uncertainty. Given the certainty in oscillation parameters, the predictions are sufficiently robust to discriminate between the NO and IO. For completeness, we report in Table 4 the oscillation angles and phase at which the $\mathcal{R}_{e\mu}^h$ are maximized/minimized.

5.5 Establishing non-conservation of lepton number at the LHC

If neutrino masses are generated through the Zee-Babu mechanism [21–23], then neutrinos are Majorana fermions and LN is not conserved in scattering and decay processes. Whether this can be established through low-energy experiments, such as neutrinoless $\beta\beta$ decay, it is paramount to establish if LN is violated at other energies. Among other reasons, LNV is predicted in many neutrino mass models and correlating LNV across the different scales can provide critical guidance on the underlying theory. We now discuss a strategy for establishing LNV in the Zee-Babu model at the LHC. For reference, we start an analogous strategy in the Type II Seesaw.

Establishing LNV with Type II scalars: Under conventional quantum number assignments, LN is broken explicitly in the scalar potential of both the Type II and Zee-Babu models by a dimensionful parameter $\mu_{\mathcal{L}}$. In both scenarios, the Yukawa couplings to exotically charged scalars are LN conserving. After EWSB, the triplet scalars of the Type II Seesaw acquire a vev v_{Δ} proportional to $\mu_{\mathcal{L}}$, which manifests in the three-point $\Delta - \Delta - W$ coupling.

To establish LNV in the Type II Seesaw, one can search for the following LHC processes

$$pp \rightarrow \Delta^{++}\Delta^{--} \rightarrow \ell^+\ell'^+\ell''^-\ell'''^-, \quad (5.39a)$$

$$pp \rightarrow \Delta^{++}\Delta^{--} \rightarrow W^+W^+W^-W^- \rightarrow \ell^{\pm}\ell'^{\pm}jjjj + \cancel{E}_T, \quad (5.39b)$$

and work by contradiction. The argument goes as follows: Assuming that LN is conserved, the four-lepton channel establishes that the $\Delta^{\mp\mp}$ states each carry $L = \pm 2$ since each ℓ^{\mp} carries $L = \pm 1$. The second channel is mostly reconstructable, particularly if employing techniques pioneered for extracting neutrino momenta in leptonic decays of top quark pairs [101–103]. The channel establishes that the $\Delta^{\mp\mp}$ states carry of $L = 0$ since W^{\pm} carry $L = 0$. This leads to a contradiction that LN is conserved. (Technically, the v_{Δ} in the $W - W - \Delta$ vertex carries away $|L| = 2$.) Along these lines, the Zee-Babu model does not contain the $W - W - S$ vertex. Therefore, observing the channel would signal that the Zee-Babu model is not realized.

Establishing LNV with Zee-Babu scalars: The above strategy does not apply to the Zee-Babu model since neither k nor h couples to the W . And based on the size of $\mu_{\mathcal{L}}$, LN-violating processes may be inaccessible at the LHC even if possible elsewhere. Assuming relevant decay processes are accessible, one can establish LNV by searching for the following LHC processes

$$pp \rightarrow k^{--}k^{++} \rightarrow \ell^+\ell'^+\ell''^-\ell'''^-, \quad (5.40a)$$

$$pp \rightarrow h^-h^+ \rightarrow \ell^+\ell'^- + \cancel{E}_T, \quad (5.40b)$$

$$pp \rightarrow k^{--}k^{++} \rightarrow h^-h^-h^+h^+ \rightarrow \ell^-\ell'^-\ell''^+\ell'''^+ + \cancel{E}_T. \quad (5.40c)$$

The argument, which also works by contradiction, goes as follows: Suppose LN is conserved. Observing the four-lepton channel (Eq. (5.40a)) establishes that each $k^{\mp\mp}$ carries $L = \pm 2$ since

each ℓ^\mp carries $L = \pm 1$. Observing the opposite-sign dilepton channel (Eq. (5.40b)) establishes that h^\mp carries $L = 0$ or $L = \pm 2$. This assertion requires a few clarifying remarks.

First, the signature $pp \rightarrow \ell^+ \ell'^- \cancel{E}_T$ features a large multi-boson and top quark background, and will be difficult to observe. However, considering the extent to which SM simulations at NNLO+LL(PS) can describe data [104–107], the presumable mass difference between SM and Zee-Babu particles [28, 35], and prospective search strategies [51, 52, 108], we premise this is attainable. Second, it is possible to show that the signature’s \cancel{E}_T is driven by two neutrinos since (a) the cross-section ratio of $pp \rightarrow \ell^+ \ell'^- \cancel{E}_T$ with respect to different lepton flavors is fixed by oscillation data (see Sec. 5.4), and (b) the kinematic distributions of ℓ , ℓ' , and \cancel{E}_T are constrained since $h^\mp \rightarrow \ell^\mp \nu$ is a two-body decay involving (approximately) two massless states. Therefore, extending NNLO+LL(PS) technology for $pp \rightarrow W^+ W^- \rightarrow \ell^+ \ell'^- \cancel{E}_T$ in the SM [104–106] to $h^- h^+$ pair production provides a (limited) means of checking whether the \cancel{E}_T is driven heavier states, some light dark-sector fermion, or by more than two states. Failure to satisfy (a) and (b) would suggest that the Zee-Babu model is not realized. Even if satisfied, one can only assert that each h^\mp carries $L = 0$ or $L = \pm 2$ since it is impossible to check the LN of outgoing neutrinos.

Finally, since each h^\mp carries $L = 0$ or $L = \pm 2$, observing the four-lepton and \cancel{E}_T channel (Eq. (5.40c)), which again can be checked using kinematic distributions and ratios of cross sections, establishes that each $k^{\mp\mp}$ carries $L = 0$ or $L = \pm 4$. This is in contradiction with the four-lepton channel (Eq. (5.40a)), which establishes $L_k = \pm 2$, and implies that LN is not conserved. In the event that $m_h > m_k$, then the kinematically suppressed channel

$$pp \rightarrow h^- h^+ \rightarrow k^{--} h^{+*} h^{-*} k^{++} \rightarrow 6\ell + \cancel{E}_T, \quad (5.41)$$

shows that LN cannot be conserved since the $h^\mp \rightarrow k^{\mp\mp} h^{\pm*}$ splitting suggests $L_k = 0$ or ± 4 .

6 Summary and Conclusions

With widely felt impact in nuclear physics, astrophysics, and cosmology, the origin of neutrinos’ tiny masses and large mixing are among the most pressing mysteries in particle physics today. Establishing whether neutrinos are their own antiparticles, implying that LN is not conserved, is also fundamental to model building. Naturally, there are numerous models of increasing complexity that answer these questions and are also testable at ongoing and near-future experiments.

Among these scenarios are the Type II Seesaw and Zee-Babu models for neutrino masses, which, less commonly, can reproduce oscillation data without invoking sterile neutrinos. Both scenarios hypothesize the existence of exotically charged scalars that couple directly the SM Higgs and SM gauge bosons, and therefore can be produced copiously at the LHC if kinematically accessible. In this study, we have revisited the phenomenology of the Zee-Babu model (Sec. 4) and focused (Sec. 5) on the ability to distinguish singly and doubly charged scalars from the two models at the LHC. We conclude that this task is much more difficult than previously believed.

After reviewing the tenets of the Zee-Babu model (Sec. 2), and after presenting updated cross section predictions for $k^{--} k^{++}$ and $h^- h^+$ production at the LHC through various mechanisms up to NLO in QCD (Sec. 4.4), we compared total (Sec. 5.1) and differential (Sec. 5.2) predictions for the Zee-Babu and Type II Seesaw models. All inputs equal, we find that total and differential rates for producing pairs of doubly and singly charged scalars are identical in shape and differ by

a normalization equal to the ratio of hadronic cross sections, which can be unity. This holds for the Drell-Yan, $\gamma\gamma$ fusion, and gg fusion, as well as observables at LO+LL(PS) and NLO+LL(PS) in QCD. Importantly, the differences in normalizations are sufficiently small that they can be hidden by unknown branching rates or unknown couplings to the SM Higgs. This similarity allows us to reinterpret LHC constraints and projected sensitivity on doubly charged scalars decaying to leptons from the Type II Seesaw in terms of the Zee-Babu model (Sec. 5.3).

Despite potential hardships, there is some guidance on distinguishing the two models: Aside from the Zee-Babu model predicting one massless neutrino, charged scalars do not couple to the W boson. This means that the Type II Seesaw predicts several associated production channels at the LHC not found in the Zee-Babu model. Furthermore, neutrino oscillation parameters are now sufficiently precise to make clear predictions (Sec. 5.4) for branching ratios, i.e., ratios of branching rate, of charged scalars in the Zee-Babu model. Such observables are less sensitive to unknown decay rates. Finally, the inherent differences in the two models require different strategies for establishing LNV at the LHC (Sec. 5.5). It is possible that NLO in EW corrections to the production rate of charged scalar production at the LHC can help disrupt potential degeneracies. In all these directions we encourage and anticipate future exploration.

A Cross section normalizations at 13, 14, and 100 TeV

In the following tables, we list cross sections at $\sqrt{s} = 13$ (Tables 5 and 6), 14 (Tables 7 and 8), and 100 TeV (Tables 9 and 10) for inclusive $pp \rightarrow k^{--}k^{++}$ production (Tables 5, 7, and 9) as well as inclusive $pp \rightarrow k^{--}k^{++}$ production (Tables 6, 8, and 10) via the Drell-Yan process. For masses m_k and m_h [GeV] (column 1), the predicted cross sections [fb] for $\sqrt{s} = 13$ TeV at LO (column 2) and NLO (column 3) in QCD are provided. Also shown are scale uncertainties [%], PDF uncertainties [%], and the QCD K -factor (column 4). See Sec. 3.2 for SM inputs.

Acknowledgements

The author is grateful to Kaladi Babu, Mikael Chala Rupert Coy, Benjamin Fuks, Blaz Leban, Miha Nemevšek, Miguel Nebot, Jose Miguel No, Nuria Rius, Arcadi Santamaria, and Carmona Tamarit for enlightening discussions.

The author acknowledges the support of Narodowe Centrum Nauki under Grant No. 2019/34/E/ST2/00186. The author also acknowledges the support of the Polska Akademia Nauk (grant agreement PAN.BFD.S.BDN. 613. 022. 2021 - PASIFIC 1, POPSICLE). This work has received funding from the European Union’s Horizon 2020 research and innovation program under the Skłodowska-Curie grant agreement No. 847639 and from the Polish Ministry of Education and Science.

The author thanks the Pitt-PACC at the University of Pittsburgh for its hospitality during the progress of this work. The author would also like to thank the Instituto de Fisica Teorica (IFT UAM-CSIC) in Madrid for support via the Centro de Excelencia Severo Ochoa Program under Grant CEX2020-001007-S, during the Extended Workshop “Neutrino Theories,” where this work developed.

$pp \rightarrow k^- k^{++} + X$							
$\sqrt{s} = 13 \text{ TeV LHC}$							
mass [GeV]	$\sigma_{13 \text{ TeV}}^{\text{LO}}$ [fb]	$\delta_{\text{RG scale}}$ [%]	δ_{PDF} [%]	$\sigma_{13 \text{ TeV}}^{\text{NLO}}$ [fb]	$\delta_{\text{RG scale}}$ [%]	δ_{PDF} [%]	K^{NLO}
50	4.959e+03	+9%	+1.7%	6.102e+03	+3.3%	+1.6%	1.230
		-10%	-2.0%		-5.4%	-1.9%	
75	9.566e+02	+4%	+2.0%	1.147e+03	+2.5%	+2.0%	1.199
		-6%	-2.3%		-3.2%	-2.2%	
125	1.661e+02	+1%	+2.4%	1.953e+02	+1.8%	+2.4%	1.176
		-2%	-2.5%		-1.6%	-2.5%	
150	8.780e+01	+0%	+2.6%	1.025e+02	+1.5%	+2.6%	1.167
		-0%	-2.6%		-1.1%	-2.6%	
200	3.097e+01	+2%	+2.9%	3.603e+01	+1.6%	+2.9%	1.163
		-2%	-2.7%		-1.3%	-2.8%	
225	1.995e+01	+2%	+3.0%	2.312e+01	+1.7%	+3.0%	1.159
		-3%	-2.8%		-1.5%	-2.8%	
275	9.174e+00	+4%	+3.3%	1.065e+01	+1.8%	+3.3%	1.161
		-3%	-3.0%		-1.6%	-3.0%	
300	6.487e+00	+4%	+3.4%	7.517e+00	+1.9%	+3.4%	1.159
		-4%	-3.1%		-1.8%	-3.1%	
350	3.443e+00	+5%	+3.5%	3.993e+00	+2.0%	+3.6%	1.160
		-5%	-3.2%		-2.0%	-3.3%	
375	2.571e+00	+6%	+3.6%	2.976e+00	+2.1%	+3.7%	1.158
		-5%	-3.3%		-2.1%	-3.3%	
425	1.490e+00	+6%	+3.8%	1.725e+00	+2.2%	+3.8%	1.158
		-6%	-3.4%		-2.3%	-3.5%	
450	1.151e+00	+7%	+3.9%	1.337e+00	+2.2%	+3.9%	1.162
		-6%	-3.5%		-2.3%	-3.5%	
500	7.068e-01	+7%	+4.0%	8.230e-01	+2.3%	+4.1%	1.164
		-7%	-3.6%		-2.4%	-3.7%	
525	5.616e-01	+7%	+4.1%	6.528e-01	+2.3%	+4.2%	1.162
		-7%	-3.7%		-2.5%	-3.7%	
575	3.596e-01	+8%	+4.3%	4.193e-01	+2.4%	+4.3%	1.166
		-7%	-3.8%		-2.7%	-3.9%	
600	2.907e-01	+8%	+4.4%	3.398e-01	+2.5%	+4.4%	1.169
		-7%	-3.9%		-2.7%	-3.9%	
650	1.926e-01	+9%	+4.5%	2.256e-01	+2.6%	+4.6%	1.171
		-8%	-4.0%		-2.9%	-4.1%	
675	1.575e-01	+9%	+4.6%	1.851e-01	+2.5%	+4.6%	1.175
		-8%	-4.1%		-2.9%	-4.1%	
725	1.072e-01	+9%	+4.8%	1.259e-01	+2.7%	+4.8%	1.174
		-8%	-4.2%		-3.1%	-4.2%	
750	8.865e-02	+10%	+4.9%	1.045e-01	+2.7%	+4.9%	1.179
		-8%	-4.3%		-3.1%	-4.3%	
800	6.132e-02	+10%	+5.1%	7.260e-02	+2.8%	+5.1%	1.184
		-9%	-4.4%		-3.2%	-4.4%	
825	5.141e-02	+10%	+5.2%	6.081e-02	+2.8%	+5.2%	1.183
		-9%	-4.5%		-3.3%	-4.5%	
875	3.617e-02	+11%	+5.4%	4.289e-02	+2.9%	+5.4%	1.186
		-9%	-4.6%		-3.4%	-4.6%	
900	3.041e-02	+11%	+5.5%	3.614e-02	+2.9%	+5.5%	1.188
		-9%	-4.7%		-3.5%	-4.7%	
950	2.171e-02	+11%	+5.8%	2.584e-02	+3.0%	+5.8%	1.190
		-10%	-4.8%		-3.6%	-4.9%	
975	1.837e-02	+12%	+5.9%	2.194e-02	+3.1%	+5.9%	1.194
		-10%	-4.9%		-3.7%	-4.9%	
1025	1.326e-02	+12%	+6.2%	1.584e-02	+3.2%	+6.2%	1.195
		-10%	-5.1%		-3.8%	-5.1%	
1050	1.129e-02	+12%	+6.3%	1.352e-02	+3.2%	+6.3%	1.198
		-10%	-5.1%		-3.8%	-5.2%	
1100	8.190e-03	+12%	+6.6%	9.856e-03	+3.3%	+6.6%	1.203
		-10%	-5.3%		-3.9%	-5.3%	
1125	7.008e-03	+13%	+6.7%	8.446e-03	+3.3%	+6.7%	1.205
		-10%	-5.4%		-4.0%	-5.4%	
1175	5.132e-03	+13%	+7.0%	6.212e-03	+3.4%	+7.0%	1.210
		-11%	-5.5%		-4.1%	-5.6%	
1200	4.396e-03	+13%	+7.2%	5.333e-03	+3.4%	+7.2%	1.213
		-11%	-5.6%		-4.2%	-5.6%	
1250	3.243e-03	+13%	+7.5%	3.943e-03	+3.5%	+7.5%	1.216
		-11%	-5.8%		-4.3%	-5.8%	
1275	2.789e-03	+14%	+7.7%	3.396e-03	+3.6%	+7.6%	1.218
		-11%	-5.9%		-4.3%	-5.9%	
1325	2.070e-03	+14%	+8.0%	2.524e-03	+3.7%	+7.9%	1.219
		-12%	-6.1%		-4.5%	-6.1%	
1350	1.783e-03	+14%	+8.2%	2.179e-03	+3.7%	+8.1%	1.222
		-12%	-6.2%		-4.5%	-6.2%	
1400	1.327e-03	+14%	+8.5%	1.629e-03	+3.8%	+8.5%	1.228
		-12%	-6.4%		-4.6%	-6.4%	

Table 5. For representative masses m_k [GeV] (first column), the predicted cross sections [fb] for $\sqrt{s} = 13 \text{ TeV}$ at LO (second column) and NLO (third column) in QCD for inclusive $pp \rightarrow k^- k^{++} + X$ via the Drell-Yan process (DY). Also shown are scale uncertainties [%], PDF uncertainties [%], and the QCD K -factor. See Sec. 3.2 for SM inputs.

$pp \rightarrow h^- h^+ + X$								
$\sqrt{s} = 13 \text{ TeV LHC}$								
mass [GeV]	$\sigma_{13 \text{ TeV}}^{\text{LO}}$ [fb]	$\delta_{\text{RG scale}}$ [%]	δ_{PDF} [%]	$\sigma_{13 \text{ TeV}}^{\text{NLO}}$ [fb]	$\delta_{\text{RG scale}}$ [%]	δ_{PDF} [%]	K^{NLO}	
50	1.239e+03	+9%	+1.7%	1.525e+03	+3.3%	+1.6%	1.231	
		-10%	-2.0%		-5.4%	-1.9%		
75	2.392e+02	+5%	+2.0%	2.869e+02	+2.5%	+2.0%	1.199	
		-6%	-2.3%		-3.2%	-2.2%		
125	4.153e+01	+1%	+2.4%	4.882e+01	+1.8%	+2.4%	1.176	
		-2%	-2.5%		-1.6%	-2.5%		
150	2.195e+01	+0%	+2.6%	2.564e+01	+1.5%	+2.6%	1.168	
		-0%	-2.6%		-1.1%	-2.6%		
200	7.743e+00	+2%	+2.9%	9.007e+00	+1.6%	+2.9%	1.163	
		-2%	-2.7%		-1.3%	-2.8%		
225	4.987e+00	+2%	+3.0%	5.781e+00	+1.8%	+3.0%	1.159	
		-2%	-2.8%		-1.5%	-2.8%		
275	2.295e+00	+4%	+3.3%	2.661e+00	+1.8%	+3.3%	1.159	
		-4%	-3.0%		-1.6%	-3.0%		
300	1.623e+00	+4%	+3.4%	1.879e+00	+1.9%	+3.4%	1.158	
		-4%	-3.1%		-1.8%	-3.1%		
350	8.611e-01	+5%	+3.5%	9.982e-01	+2.0%	+3.6%	1.159	
		-5%	-3.2%		-2.0%	-3.3%		
375	6.429e-01	+5%	+3.6%	7.440e-01	+2.1%	+3.7%	1.157	
		-5%	-3.3%		-2.1%	-3.3%		
425	3.721e-01	+6%	+3.8%	4.314e-01	+2.2%	+3.8%	1.159	
		-6%	-3.4%		-2.3%	-3.5%		
450	2.877e-01	+7%	+3.9%	3.343e-01	+2.2%	+3.9%	1.162	
		-6%	-3.5%		-2.3%	-3.5%		
500	1.767e-01	+7%	+4.0%	2.058e-01	+2.3%	+4.1%	1.165	
		-7%	-3.6%		-2.4%	-3.7%		
525	1.404e-01	+7%	+4.1%	1.632e-01	+2.3%	+4.2%	1.162	
		-7%	-3.7%		-2.5%	-3.7%		
575	8.995e-02	+8%	+4.3%	1.048e-01	+2.4%	+4.3%	1.165	
		-7%	-3.8%		-2.7%	-3.9%		
600	7.266e-02	+8%	+4.4%	8.497e-02	+2.5%	+4.4%	1.169	
		-7%	-3.9%		-2.7%	-3.9%		
650	4.816e-02	+9%	+4.5%	5.640e-02	+2.6%	+4.6%	1.171	
		-8%	-4.0%		-2.9%	-4.1%		
675	3.939e-02	+9%	+4.6%	4.627e-02	+2.5%	+4.6%	1.175	
		-8%	-4.1%		-2.9%	-4.1%		
725	2.680e-02	+9%	+4.8%	3.148e-02	+2.7%	+4.8%	1.175	
		-8%	-4.2%		-3.1%	-4.2%		
750	2.218e-02	+10%	+4.9%	2.613e-02	+2.7%	+4.9%	1.178	
		-8%	-4.3%		-3.1%	-4.3%		
800	1.533e-02	+10%	+5.1%	1.815e-02	+2.8%	+5.1%	1.184	
		-9%	-4.4%		-3.2%	-4.4%		
825	1.286e-02	+10%	+5.2%	1.520e-02	+2.8%	+5.2%	1.182	
		-9%	-4.5%		-3.3%	-4.5%		
875	9.037e-03	+11%	+5.4%	1.072e-02	+2.9%	+5.4%	1.186	
		-9%	-4.6%		-3.4%	-4.6%		
900	7.602e-03	+11%	+5.5%	9.035e-03	+2.9%	+5.5%	1.189	
		-9%	-4.7%		-3.5%	-4.7%		
950	5.429e-03	+11%	+5.8%	6.460e-03	+3.0%	+5.8%	1.190	
		-10%	-4.8%		-3.6%	-4.9%		
975	4.595e-03	+11%	+5.9%	5.484e-03	+3.1%	+5.9%	1.193	
		-10%	-4.9%		-3.7%	-4.9%		
1025	3.316e-03	+12%	+6.2%	3.959e-03	+3.2%	+6.2%	1.194	
		-10%	-5.1%		-3.8%	-5.1%		
1050	2.821e-03	+12%	+6.3%	3.381e-03	+3.2%	+6.3%	1.199	
		-10%	-5.1%		-3.8%	-5.2%		
1100	2.048e-03	+12%	+6.6%	2.464e-03	+3.3%	+6.6%	1.203	
		-10%	-5.3%		-3.9%	-5.3%		
1125	1.751e-03	+13%	+6.7%	2.111e-03	+3.3%	+6.7%	1.206	
		-10%	-5.4%		-4.0%	-5.4%		
1175	1.283e-03	+13%	+7.0%	1.553e-03	+3.4%	+7.0%	1.210	
		-11%	-5.5%		-4.1%	-5.6%		
1200	1.099e-03	+13%	+7.2%	1.333e-03	+3.4%	+7.2%	1.213	
		-11%	-5.6%		-4.2%	-5.6%		
1250	8.111e-04	+13%	+7.5%	9.856e-04	+3.5%	+7.5%	1.215	
		-11%	-5.8%		-4.3%	-5.8%		
1275	6.973e-04	+14%	+7.7%	8.491e-04	+3.6%	+7.6%	1.218	
		-11%	-5.9%		-4.3%	-5.9%		
1325	5.180e-04	+14%	+8.0%	6.311e-04	+3.7%	+7.9%	1.218	
		-11%	-6.1%		-4.5%	-6.1%		
1350	4.459e-04	+14%	+8.2%	5.446e-04	+3.7%	+8.1%	1.221	
		-12%	-6.2%		-4.5%	-6.2%		
1400	3.315e-04	+14%	+8.5%	4.071e-04	+3.8%	+8.5%	1.228	
		-12%	-6.4%		-4.6%	-6.4%		

Table 6. For representative masses m_h [GeV] (first column), the predicted cross sections [fb] for $\sqrt{s} = 13 \text{ TeV}$ at LO (second column) and NLO (third column) in QCD for inclusive $pp \rightarrow h^- h^+ + X$ via the Drell-Yan process (DY). Also shown are scale uncertainties [%], PDF uncertainties [%], and the QCD K -factor. See Sec. 3.2 for SM inputs.

$pp \rightarrow k^- k^+ + X$							
$\sqrt{s} = 14 \text{ TeV LHC}$							
mass [GeV]	$\sigma_{14 \text{ TeV}}^{\text{LO}}$ [fb]	$\delta_{\text{RG scale}}$ [%]	δ_{PDF} [%]	$\sigma_{14 \text{ TeV}}^{\text{NLO}}$ [fb]	$\delta_{\text{RG scale}}$ [%]	δ_{PDF} [%]	K^{NLO}
50	5.391e+03	+9%	+1.7%	6.650e+03	+3.4%	+1.6%	1.234
		-11%	-1.9%		-5.6%	-1.9%	
75	1.049e+03	+5%	+2.0%	1.260e+03	+2.5%	+2.0%	1.201
		-6%	-2.2%		-3.4%	-2.2%	
125	1.845e+02	+1%	+2.4%	2.170e+02	+1.8%	+2.4%	1.176
		-2%	-2.4%		-1.7%	-2.4%	
150	9.798e+01	+0%	+2.5%	1.146e+02	+1.6%	+2.5%	1.170
		-1%	-2.5%		-1.2%	-2.5%	
200	3.496e+01	+1%	+2.8%	4.067e+01	+1.6%	+2.8%	1.163
		-2%	-2.7%		-1.2%	-2.7%	
225	2.264e+01	+2%	+2.9%	2.625e+01	+1.7%	+3.0%	1.159
		-2%	-2.7%		-1.4%	-2.8%	
275	1.053e+01	+3%	+3.2%	1.221e+01	+1.8%	+3.2%	1.160
		-3%	-2.9%		-1.6%	-2.9%	
300	7.494e+00	+4%	+3.3%	8.673e+00	+1.8%	+3.3%	1.157
		-4%	-3.0%		-1.7%	-3.0%	
350	4.016e+00	+5%	+3.4%	4.655e+00	+1.9%	+3.5%	1.159
		-4%	-3.1%		-1.8%	-3.2%	
375	3.017e+00	+5%	+3.5%	3.486e+00	+2.0%	+3.6%	1.155
		-5%	-3.2%		-2.0%	-3.2%	
425	1.767e+00	+6%	+3.7%	2.045e+00	+2.1%	+3.7%	1.157
		-5%	-3.3%		-2.1%	-3.4%	
450	1.375e+00	+6%	+3.8%	1.594e+00	+2.2%	+3.8%	1.159
		-6%	-3.4%		-2.2%	-3.4%	
500	8.540e-01	+7%	+3.9%	9.922e-01	+2.2%	+4.0%	1.162
		-6%	-3.5%		-2.3%	-3.6%	
525	6.828e-01	+7%	+4.0%	7.912e-01	+2.2%	+4.0%	1.159
		-6%	-3.6%		-2.4%	-3.6%	
575	4.423e-01	+8%	+4.1%	5.141e-01	+2.4%	+4.2%	1.162
		-7%	-3.7%		-2.6%	-3.8%	
600	3.598e-01	+8%	+4.2%	4.193e-01	+2.4%	+4.3%	1.165
		-7%	-3.8%		-2.6%	-3.8%	
650	2.414e-01	+8%	+4.4%	2.816e-01	+2.5%	+4.4%	1.167
		-7%	-3.9%		-2.7%	-3.9%	
675	1.986e-01	+9%	+4.5%	2.325e-01	+2.4%	+4.5%	1.171
		-7%	-4.0%		-2.8%	-4.0%	
725	1.368e-01	+9%	+4.6%	1.601e-01	+2.5%	+4.6%	1.170
		-8%	-4.1%		-2.9%	-4.1%	
750	1.139e-01	+9%	+4.7%	1.337e-01	+2.6%	+4.7%	1.174
		-8%	-4.1%		-3.0%	-4.2%	
800	7.976e-02	+10%	+4.9%	9.403e-02	+2.6%	+4.9%	1.179
		-8%	-4.3%		-3.1%	-4.3%	
825	6.730e-02	+10%	+5.0%	7.920e-02	+2.7%	+5.0%	1.177
		-9%	-4.3%		-3.1%	-4.3%	
875	4.799e-02	+10%	+5.2%	5.660e-02	+2.8%	+5.2%	1.179
		-9%	-4.4%		-3.2%	-4.5%	
900	4.059e-02	+10%	+5.3%	4.801e-02	+2.8%	+5.3%	1.183
		-9%	-4.5%		-3.3%	-4.5%	
950	2.937e-02	+11%	+5.5%	3.477e-02	+2.9%	+5.5%	1.184
		-9%	-4.6%		-3.4%	-4.7%	
975	2.503e-02	+11%	+5.6%	2.972e-02	+2.9%	+5.6%	1.187
		-9%	-4.7%		-3.5%	-4.7%	
1025	1.831e-02	+11%	+5.8%	2.174e-02	+3.0%	+5.8%	1.187
		-10%	-4.8%		-3.6%	-4.9%	
1050	1.568e-02	+11%	+5.9%	1.869e-02	+3.0%	+5.9%	1.192
		-10%	-4.9%		-3.6%	-4.9%	
1100	1.155e-02	+12%	+6.2%	1.381e-02	+3.1%	+6.1%	1.196
		-10%	-5.0%		-3.7%	-5.1%	
1125	9.939e-03	+12%	+6.3%	1.191e-02	+3.1%	+6.3%	1.198
		-10%	-5.1%		-3.8%	-5.1%	
1175	7.387e-03	+12%	+6.5%	8.884e-03	+3.2%	+6.5%	1.203
		-10%	-5.3%		-3.9%	-5.3%	
1200	6.376e-03	+12%	+6.7%	7.685e-03	+3.3%	+6.7%	1.205
		-10%	-5.3%		-3.9%	-5.3%	
1250	4.776e-03	+13%	+7.0%	5.762e-03	+3.4%	+6.9%	1.206
		-11%	-5.5%		-4.0%	-5.5%	
1275	4.136e-03	+13%	+7.1%	5.001e-03	+3.4%	+7.1%	1.209
		-11%	-5.6%		-4.1%	-5.6%	
1325	3.118e-03	+13%	+7.4%	3.772e-03	+3.5%	+7.3%	1.210
		-11%	-5.7%		-4.2%	-5.7%	
1350	2.704e-03	+13%	+7.5%	3.281e-03	+3.5%	+7.5%	1.213
		-11%	-5.8%		-4.2%	-5.8%	
1400	2.044e-03	+14%	+7.9%	2.489e-03	+3.6%	+7.8%	1.218
		-11%	-6.0%		-4.3%	-6.0%	

Table 7. For representative masses m_k [GeV] (first column), the predicted cross sections [fb] for $\sqrt{s} = 14 \text{ TeV}$ at LO (second column) and NLO (third column) in QCD for inclusive $pp \rightarrow k^- k^+ + X$ via the Drell-Yan process (DY). Also shown are scale uncertainties [%], PDF uncertainties [%], and the QCD K -factor. See Sec. 3.2 for SM inputs.

$pp \rightarrow h^- h^+ + X$							
$\sqrt{s} = 14 \text{ TeV LHC}$							
mass [GeV]	$\sigma_{14 \text{ TeV}}^{\text{LO}}$ [fb]	$\delta_{\text{RG scale}}$ [%]	δ_{PDF} [%]	$\sigma_{14 \text{ TeV}}^{\text{NLO}}$ [fb]	$\delta_{\text{RG scale}}$ [%]	δ_{PDF} [%]	K^{NLO}
50	1.348e+03	+9%	+1.7%	1.663e+03	+3.4%	+1.6%	1.234
		-11%	-1.9%		-5.6%	-1.9%	
75	2.624e+02	+5%	+2.0%	3.149e+02	+2.5%	+2.0%	1.200
		-6%	-2.2%		-3.4%	-2.2%	
125	4.611e+01	+1%	+2.4%	5.424e+01	+1.8%	+2.4%	1.176
		-2%	-2.4%		-1.7%	-2.4%	
150	2.449e+01	+0%	+2.5%	2.865e+01	+1.6%	+2.5%	1.170
		-1%	-2.5%		-1.2%	-2.5%	
200	8.743e+00	+1%	+2.8%	1.017e+01	+1.6%	+2.8%	1.163
		-2%	-2.7%		-1.2%	-2.7%	
225	5.664e+00	+2%	+2.9%	6.561e+00	+1.7%	+3.0%	1.158
		-2%	-2.7%		-1.4%	-2.8%	
275	2.633e+00	+3%	+3.2%	3.052e+00	+1.8%	+3.2%	1.159
		-3%	-2.9%		-1.6%	-2.9%	
300	1.872e+00	+4%	+3.3%	2.168e+00	+1.8%	+3.3%	1.158
		-4%	-3.0%		-1.7%	-3.0%	
350	1.004e+00	+5%	+3.4%	1.163e+00	+1.9%	+3.5%	1.158
		-4%	-3.1%		-1.8%	-3.2%	
375	7.545e-01	+5%	+3.5%	8.716e-01	+2.0%	+3.6%	1.155
		-5%	-3.2%		-2.0%	-3.2%	
425	4.421e-01	+6%	+3.7%	5.111e-01	+2.1%	+3.7%	1.156
		-5%	-3.3%		-2.1%	-3.4%	
450	3.438e-01	+6%	+3.8%	3.984e-01	+2.2%	+3.8%	1.159
		-6%	-3.4%		-2.2%	-3.4%	
500	2.137e-01	+7%	+3.9%	2.480e-01	+2.2%	+4.0%	1.161
		-6%	-3.5%		-2.3%	-3.6%	
525	1.706e-01	+7%	+4.0%	1.978e-01	+2.2%	+4.0%	1.159
		-6%	-3.6%		-2.4%	-3.6%	
575	1.106e-01	+8%	+4.1%	1.285e-01	+2.4%	+4.2%	1.162
		-7%	-3.7%		-2.6%	-3.8%	
600	8.991e-02	+8%	+4.2%	1.048e-01	+2.4%	+4.3%	1.166
		-7%	-3.8%		-2.6%	-3.8%	
650	6.032e-02	+8%	+4.4%	7.040e-02	+2.5%	+4.4%	1.167
		-7%	-3.9%		-2.7%	-3.9%	
675	4.965e-02	+9%	+4.5%	5.811e-02	+2.4%	+4.5%	1.170
		-7%	-4.0%		-2.8%	-4.0%	
725	3.418e-02	+9%	+4.6%	4.003e-02	+2.5%	+4.6%	1.171
		-8%	-4.1%		-2.9%	-4.1%	
750	2.846e-02	+9%	+4.7%	3.343e-02	+2.6%	+4.7%	1.175
		-8%	-4.1%		-3.0%	-4.2%	
800	1.993e-02	+10%	+4.9%	2.351e-02	+2.6%	+4.9%	1.180
		-8%	-4.3%		-3.1%	-4.3%	
825	1.682e-02	+10%	+5.0%	1.980e-02	+2.7%	+5.0%	1.177
		-9%	-4.3%		-3.1%	-4.3%	
875	1.199e-02	+10%	+5.2%	1.415e-02	+2.8%	+5.2%	1.180
		-9%	-4.4%		-3.2%	-4.5%	
900	1.015e-02	+10%	+5.3%	1.200e-02	+2.8%	+5.3%	1.182
		-9%	-4.5%		-3.3%	-4.5%	
950	7.342e-03	+11%	+5.5%	8.693e-03	+2.9%	+5.5%	1.184
		-9%	-4.6%		-3.4%	-4.7%	
975	6.256e-03	+11%	+5.6%	7.431e-03	+2.9%	+5.6%	1.188
		-9%	-4.7%		-3.5%	-4.7%	
1025	4.579e-03	+11%	+5.8%	5.434e-03	+3.0%	+5.8%	1.187
		-10%	-4.8%		-3.6%	-4.9%	
1050	3.920e-03	+11%	+5.9%	4.672e-03	+3.0%	+5.9%	1.192
		-10%	-4.9%		-3.6%	-4.9%	
1100	2.887e-03	+12%	+6.2%	3.452e-03	+3.1%	+6.1%	1.196
		-10%	-5.0%		-3.7%	-5.1%	
1125	2.485e-03	+12%	+6.3%	2.978e-03	+3.1%	+6.3%	1.198
		-10%	-5.1%		-3.8%	-5.1%	
1175	1.847e-03	+12%	+6.5%	2.221e-03	+3.2%	+6.5%	1.202
		-10%	-5.3%		-3.9%	-5.3%	
1200	1.594e-03	+12%	+6.7%	1.921e-03	+3.3%	+6.7%	1.205
		-10%	-5.3%		-3.9%	-5.3%	
1250	1.194e-03	+13%	+7.0%	1.441e-03	+3.4%	+6.9%	1.207
		-11%	-5.5%		-4.0%	-5.5%	
1275	1.034e-03	+13%	+7.1%	1.250e-03	+3.4%	+7.1%	1.209
		-11%	-5.6%		-4.1%	-5.6%	
1325	7.791e-04	+13%	+7.4%	9.428e-04	+3.5%	+7.3%	1.210
		-11%	-5.7%		-4.2%	-5.7%	
1350	6.764e-04	+13%	+7.5%	8.202e-04	+3.5%	+7.5%	1.213
		-11%	-5.8%		-4.2%	-5.8%	
1400	5.111e-04	+14%	+7.9%	6.222e-04	+3.6%	+7.8%	1.217
		-11%	-6.0%		-4.3%	-6.0%	

Table 8. For representative masses m_h [GeV] (first column), the predicted cross sections [fb] for $\sqrt{s} = 14 \text{ TeV}$ at LO (second column) and NLO (third column) in QCD for inclusive $pp \rightarrow h^- h^+ + X$ via the Drell-Yan process (DY). Also shown are scale uncertainties [%], PDF uncertainties [%], and the QCD K -factor. See Sec. 3.2 for SM inputs.

$pp \rightarrow k^{--}k^{++} + X$							
$\sqrt{s} = 100 \text{ TeV LHC}$							
mass [GeV]	$\sigma_{100 \text{ TeV}}^{\text{LO}}$ [fb]	$\delta_{\text{RG scale}}$ [%]	δ_{PDF} [%]	$\sigma_{100 \text{ TeV}}^{\text{NLO}}$ [fb]	$\delta_{\text{RG scale}}$ [%]	δ_{PDF} [%]	K^{NLO}
250	2.440e+02	+6%	+1.6%	2.884e+02	+2.2%	+1.6%	1.182
		-7%	-1.7%		-3.4%	-1.7%	
450	3.711e+01	+3%	+1.7%	4.300e+01	+1.6%	+1.7%	1.159
		-4%	-1.9%		-2.0%	-1.9%	
850	4.293e+00	+0%	+2.1%	4.890e+00	+1.1%	+2.1%	1.139
		-1%	-2.1%		-0.8%	-2.1%	
1050	2.018e+00	+0%	+2.3%	2.294e+00	+1.1%	+2.3%	1.137
		-1%	-2.2%		-0.8%	-2.2%	
1450	6.126e-01	+2%	+2.6%	6.934e-01	+1.3%	+2.6%	1.132
		-2%	-2.4%		-1.1%	-2.4%	
1650	3.730e-01	+2%	+2.8%	4.223e-01	+1.3%	+2.8%	1.132
		-3%	-2.5%		-1.2%	-2.6%	
2050	1.579e-01	+3%	+3.0%	1.789e-01	+1.4%	+3.0%	1.133
		-3%	-2.7%		-1.3%	-2.8%	
2250	1.078e-01	+4%	+3.1%	1.221e-01	+1.5%	+3.2%	1.133
		-4%	-2.8%		-1.4%	-2.9%	
2650	5.419e-02	+5%	+3.3%	6.120e-02	+1.5%	+3.4%	1.129
		-4%	-3.0%		-1.6%	-3.0%	
2850	3.938e-02	+5%	+3.5%	4.465e-02	+1.5%	+3.5%	1.134
		-5%	-3.1%		-1.6%	-3.1%	
3250	2.185e-02	+6%	+3.6%	2.481e-02	+1.6%	+3.7%	1.135
		-5%	-3.3%		-1.8%	-3.3%	
3450	1.659e-02	+6%	+3.7%	1.883e-02	+1.6%	+3.8%	1.135
		-5%	-3.3%		-1.8%	-3.4%	
3850	9.824e-03	+6%	+3.9%	1.119e-02	+1.7%	+3.9%	1.139
		-6%	-3.5%		-1.9%	-3.5%	
4050	7.681e-03	+7%	+4.0%	8.755e-03	+1.7%	+4.0%	1.140
		-6%	-3.6%		-2.0%	-3.6%	
4450	4.779e-03	+7%	+4.2%	5.465e-03	+1.8%	+4.2%	1.144
		-6%	-3.7%		-2.1%	-3.7%	
4650	3.808e-03	+7%	+4.3%	4.361e-03	+1.8%	+4.3%	1.145
		-6%	-3.8%		-2.1%	-3.8%	
5050	2.461e-03	+8%	+4.5%	2.821e-03	+1.9%	+4.5%	1.146
		-7%	-3.9%		-2.2%	-3.9%	
5250	1.991e-03	+8%	+4.6%	2.283e-03	+1.9%	+4.6%	1.147
		-7%	-4.0%		-2.3%	-4.0%	
5650	1.321e-03	+8%	+4.8%	1.519e-03	+2.0%	+4.8%	1.150
		-7%	-4.1%		-2.4%	-4.1%	
5850	1.082e-03	+8%	+4.9%	1.245e-03	+2.0%	+4.9%	1.151
		-7%	-4.2%		-2.4%	-4.2%	
6250	7.321e-04	+9%	+5.2%	8.471e-04	+2.1%	+5.2%	1.157
		-8%	-4.3%		-2.5%	-4.4%	
6450	6.045e-04	+9%	+5.3%	7.014e-04	+2.1%	+5.3%	1.160
		-8%	-4.4%		-2.6%	-4.4%	
6850	4.180e-04	+9%	+5.5%	4.844e-04	+2.2%	+5.5%	1.159
		-8%	-4.6%		-2.7%	-4.6%	
7050	3.486e-04	+9%	+5.7%	4.043e-04	+2.2%	+5.6%	1.160
		-8%	-4.6%		-2.7%	-4.7%	
7450	2.434e-04	+10%	+5.9%	2.837e-04	+2.3%	+5.9%	1.166
		-8%	-4.8%		-2.8%	-4.8%	
7650	2.044e-04	+10%	+6.1%	2.384e-04	+2.3%	+6.1%	1.166
		-8%	-4.9%		-2.8%	-4.9%	
8050	1.446e-04	+10%	+6.4%	1.691e-04	+2.4%	+6.3%	1.169
		-9%	-5.0%		-2.9%	-5.0%	
8250	1.221e-04	+10%	+6.5%	1.428e-04	+2.4%	+6.5%	1.170
		-9%	-5.1%		-3.0%	-5.1%	
8650	8.718e-05	+10%	+6.8%	1.023e-04	+2.5%	+6.8%	1.173
		-9%	-5.3%		-3.1%	-5.3%	
8850	7.365e-05	+11%	+7.0%	8.680e-05	+2.5%	+6.9%	1.179
		-9%	-5.4%		-3.1%	-5.4%	
9250	5.297e-05	+11%	+7.3%	6.270e-05	+2.6%	+7.3%	1.184
		-9%	-5.6%		-3.2%	-5.6%	
9450	4.508e-05	+11%	+7.5%	5.336e-05	+2.6%	+7.4%	1.184
		-9%	-5.7%		-3.2%	-5.7%	
9850	3.268e-05	+11%	+7.8%	3.878e-05	+2.7%	+7.8%	1.187
		-10%	-5.9%		-3.3%	-5.8%	
10050	2.785e-05	+11%	+8.0%	3.308e-05	+2.7%	+7.9%	1.188
		-10%	-6.0%		-3.4%	-5.9%	
10450	2.027e-05	+12%	+8.3%	2.418e-05	+2.8%	+8.3%	1.193
		-10%	-6.2%		-3.5%	-6.1%	

Table 9. For representative masses m_k [GeV] (first column), the predicted cross sections [fb] for $\sqrt{s} = 100$ TeV at LO (second column) and NLO (third column) in QCD for inclusive $pp \rightarrow k^{--}k^{++} + X$ via the Drell-Yan process (DY). Also shown are scale uncertainties [%], PDF uncertainties [%], and the QCD K -factor. See Sec. 3.2 for SM inputs.

References

- [1] SNO collaboration, Q. R. Ahmad et al., *Direct evidence for neutrino flavor transformation from*

$pp \rightarrow h^- h^+ + X$							
$\sqrt{s} = 100 \text{ TeV LHC}$							
mass [GeV]	$\sigma_{100 \text{ TeV}}^{\text{LO}}$ [fb]	$\delta_{\text{RG scale}}$ [%]	δ_{PDF} [%]	$\sigma_{100 \text{ TeV}}^{\text{NLO}}$ [fb]	$\delta_{\text{RG scale}}$ [%]	δ_{PDF} [%]	K^{NLO}
250	6.102e+01	+6%	+1.6%	7.210e+01	+2.2%	+1.6%	1.182
		-7%	-1.7%		-3.4%	-1.7%	
450	9.278e+00	+3%	+1.7%	1.075e+01	+1.6%	+1.7%	1.159
		-4%	-1.9%		-2.0%	-1.9%	
850	1.072e+00	+0%	+2.1%	1.222e+00	+1.1%	+2.1%	1.140
		-1%	-2.1%		-0.8%	-2.1%	
1050	5.044e-01	+0%	+2.3%	5.735e-01	+1.1%	+2.3%	1.137
		-1%	-2.2%		-0.8%	-2.2%	
1450	1.529e-01	+2%	+2.6%	1.734e-01	+1.3%	+2.6%	1.134
		-2%	-2.4%		-1.1%	-2.4%	
1650	9.323e-02	+3%	+2.8%	1.056e-01	+1.3%	+2.8%	1.133
		-2%	-2.5%		-1.2%	-2.6%	
2050	3.952e-02	+4%	+3.0%	4.472e-02	+1.4%	+3.0%	1.132
		-3%	-2.7%		-1.3%	-2.8%	
2250	2.695e-02	+4%	+3.1%	3.053e-02	+1.5%	+3.2%	1.133
		-4%	-2.8%		-1.4%	-2.9%	
2650	1.354e-02	+5%	+3.4%	1.530e-02	+1.5%	+3.4%	1.130
		-4%	-3.0%		-1.6%	-3.0%	
2850	9.843e-03	+5%	+3.5%	1.116e-02	+1.5%	+3.5%	1.134
		-5%	-3.1%		-1.6%	-3.1%	
3250	5.456e-03	+5%	+3.6%	6.203e-03	+1.6%	+3.7%	1.137
		-5%	-3.3%		-1.8%	-3.3%	
3450	4.149e-03	+6%	+3.7%	4.708e-03	+1.6%	+3.8%	1.135
		-5%	-3.3%		-1.8%	-3.4%	
3850	2.456e-03	+6%	+3.9%	2.798e-03	+1.7%	+3.9%	1.139
		-6%	-3.5%		-1.9%	-3.5%	
4050	1.919e-03	+7%	+4.0%	2.189e-03	+1.7%	+4.0%	1.141
		-6%	-3.6%		-2.0%	-3.6%	
4450	1.194e-03	+7%	+4.2%	1.366e-03	+1.8%	+4.2%	1.144
		-6%	-3.7%		-2.1%	-3.7%	
4650	9.523e-04	+7%	+4.3%	1.090e-03	+1.8%	+4.3%	1.145
		-6%	-3.8%		-2.1%	-3.8%	
5050	6.152e-04	+8%	+4.5%	7.052e-04	+1.9%	+4.5%	1.146
		-7%	-3.9%		-2.2%	-3.9%	
5250	4.978e-04	+8%	+4.6%	5.707e-04	+1.9%	+4.6%	1.146
		-7%	-4.0%		-2.3%	-4.0%	
5650	3.300e-04	+8%	+4.8%	3.796e-04	+2.0%	+4.8%	1.150
		-7%	-4.1%		-2.4%	-4.1%	
5850	2.706e-04	+8%	+4.9%	3.113e-04	+2.0%	+4.9%	1.150
		-7%	-4.2%		-2.4%	-4.2%	
6250	1.831e-04	+9%	+5.2%	2.118e-04	+2.1%	+5.2%	1.157
		-8%	-4.3%		-2.5%	-4.4%	
6450	1.511e-04	+9%	+5.3%	1.754e-04	+2.1%	+5.3%	1.161
		-8%	-4.4%		-2.6%	-4.4%	
6850	1.045e-04	+9%	+5.5%	1.211e-04	+2.2%	+5.5%	1.159
		-8%	-4.6%		-2.7%	-4.6%	
7050	8.712e-05	+9%	+5.7%	1.011e-04	+2.2%	+5.6%	1.160
		-8%	-4.6%		-2.7%	-4.7%	
7450	6.080e-05	+10%	+5.9%	7.094e-05	+2.3%	+5.9%	1.167
		-8%	-4.8%		-2.8%	-4.8%	
7650	5.109e-05	+10%	+6.1%	5.961e-05	+2.3%	+6.1%	1.167
		-8%	-4.9%		-2.8%	-4.9%	
8050	3.615e-05	+10%	+6.4%	4.228e-05	+2.4%	+6.3%	1.170
		-9%	-5.0%		-2.9%	-5.0%	
8250	3.054e-05	+10%	+6.5%	3.570e-05	+2.4%	+6.5%	1.169
		-9%	-5.1%		-3.0%	-5.1%	
8650	2.179e-05	+10%	+6.8%	2.558e-05	+2.5%	+6.8%	1.174
		-9%	-5.3%		-3.1%	-5.3%	
8850	1.842e-05	+11%	+7.0%	2.170e-05	+2.5%	+6.9%	1.178
		-9%	-5.4%		-3.1%	-5.4%	
9250	1.324e-05	+11%	+7.3%	1.567e-05	+2.6%	+7.3%	1.184
		-9%	-5.6%		-3.2%	-5.6%	
9450	1.128e-05	+11%	+7.5%	1.334e-05	+2.6%	+7.4%	1.183
		-9%	-5.7%		-3.2%	-5.7%	
9850	8.171e-06	+11%	+7.8%	9.695e-06	+2.7%	+7.8%	1.187
		-10%	-5.9%		-3.3%	-5.8%	
10050	6.967e-06	+11%	+8.0%	8.270e-06	+2.7%	+7.9%	1.187
		-10%	-6.0%		-3.4%	-5.9%	
10450	5.064e-06	+12%	+8.3%	6.045e-06	+2.8%	+8.3%	1.194
		-10%	-6.2%		-3.5%	-6.1%	

Table 10. For representative masses m_h [GeV] (first column), the predicted cross sections [fb] for $\sqrt{s} = 100$ TeV at LO (second column) and NLO (third column) in QCD for inclusive $pp \rightarrow h^- h^+ + X$ via the Drell-Yan process (DY). Also shown are scale uncertainties [%], PDF uncertainties [%], and the QCD K -factor. See Sec. 3.2 for SM inputs.

neutral current interactions in the Sudbury Neutrino Observatory, *Phys. Rev. Lett.* **89** (2002) 011301, [[nucl-ex/0204008](#)].

- [2] SUPER-KAMIOKANDE collaboration, Y. Ashie et al., *A Measurement of atmospheric neutrino oscillation parameters by SUPER-KAMIOKANDE I*, *Phys. Rev. D* **71** (2005) 112005, [[hep-ex/0501064](#)].
- [3] I. Esteban, M. C. Gonzalez-Garcia, M. Maltoni, T. Schwetz and A. Zhou, *The fate of hints: updated global analysis of three-flavor neutrino oscillations*, *JHEP* **09** (2020) 178, [[2007.14792](#)].
- [4] M. C. Gonzalez-Garcia, M. Maltoni and T. Schwetz, *NuFIT: Three-Flavour Global Analyses of Neutrino Oscillation Experiments*, *Universe* **7** (2021) 459, [[2111.03086](#)].
- [5] B. Pontecorvo, *Inverse beta processes and nonconservation of lepton charge*, *Zh. Eksp. Teor. Fiz.* **34** (1957) 247.
- [6] B. Pontecorvo, *Mesonium and anti-mesonium*, *Sov. Phys. JETP* **6** (1957) 429.
- [7] Z. Maki, M. Nakagawa and S. Sakata, *Remarks on the unified model of elementary particles*, *Prog. Theor. Phys.* **28** (1962) 870–880.
- [8] E. Ma, *Pathways to naturally small neutrino masses*, *Phys. Rev. Lett.* **81** (1998) 1171–1174, [[hep-ph/9805219](#)].
- [9] P. Minkowski, $\mu \rightarrow e\gamma$ at a Rate of One Out of 10^9 Muon Decays?, *Phys. Lett. B* **67** (1977) 421–428.
- [10] T. Yanagida, *Horizontal gauge symmetry and masses of neutrinos*, *Conf. Proc. C* **7902131** (1979) 95–99.
- [11] M. Gell-Mann, P. Ramond and R. Slansky, *Complex Spinors and Unified Theories*, *Conf. Proc. C* **790927** (1979) 315–321, [[1306.4669](#)].
- [12] S. L. Glashow, *The Future of Elementary Particle Physics*, *NATO Sci. Ser. B* **61** (1980) 687.
- [13] R. N. Mohapatra and G. Senjanovic, *Neutrino Mass and Spontaneous Parity Nonconservation*, *Phys. Rev. Lett.* **44** (1980) 912.
- [14] R. E. Shrock, *General Theory of Weak Leptonic and Semileptonic Decays. 1. Leptonic Pseudoscalar Meson Decays, with Associated Tests For, and Bounds on, Neutrino Masses and Lepton Mixing*, *Phys. Rev. D* **24** (1981) 1232.
- [15] J. Schechter and J. W. F. Valle, *Neutrino Masses in $SU(2) \times U(1)$ Theories*, *Phys. Rev. D* **22** (1980) 2227.
- [16] R. Foot, H. Lew, X. G. He and G. C. Joshi, *Seesaw Neutrino Masses Induced by a Triplet of Leptons*, *Z. Phys. C* **44** (1989) 441.
- [17] W. Konetschny and W. Kummer, *Nonconservation of Total Lepton Number with Scalar Bosons*, *Phys. Lett. B* **70** (1977) 433–435.
- [18] T. P. Cheng and L.-F. Li, *Neutrino Masses, Mixings and Oscillations in $SU(2) \times U(1)$ Models of Electroweak Interactions*, *Phys. Rev. D* **22** (1980) 2860.
- [19] G. Lazarides, Q. Shafi and C. Wetterich, *Proton Lifetime and Fermion Masses in an $SO(10)$ Model*, *Nucl. Phys. B* **181** (1981) 287–300.
- [20] R. N. Mohapatra and G. Senjanovic, *Neutrino Masses and Mixings in Gauge Models with Spontaneous Parity Violation*, *Phys. Rev. D* **23** (1981) 165.
- [21] A. Zee, *Charged Scalar Field and Quantum Number Violations*, *Phys. Lett. B* **161** (1985) 141–145.
- [22] A. Zee, *Quantum Numbers of Majorana Neutrino Masses*, *Nucl. Phys. B* **264** (1986) 99–110.

- [23] K. S. Babu, *Model of 'Calculable' Majorana Neutrino Masses*, *Phys. Lett. B* **203** (1988) 132–136.
- [24] F. F. Deppisch, P. S. Bhupal Dev and A. Pilaftsis, *Neutrinos and Collider Physics*, *New J. Phys.* **17** (2015) 075019, [1502.06541].
- [25] Y. Cai, J. Herrero-García, M. A. Schmidt, A. Vicente and R. R. Volkas, *From the trees to the forest: a review of radiative neutrino mass models*, *Front. in Phys.* **5** (2017) 63, [1706.08524].
- [26] Y. Cai, T. Han, T. Li and R. Ruiz, *Lepton Number Violation: Seesaw Models and Their Collider Tests*, *Front. in Phys.* **6** (2018) 40, [1711.02180].
- [27] R. Coy and M. Frigerio, *Effective comparison of neutrino-mass models*, *Phys. Rev. D* **105** (2022) 115041, [2110.09126].
- [28] T. Ohlsson, T. Schwetz and H. Zhang, *Non-standard neutrino interactions in the Zee-Babu model*, *Phys. Lett. B* **681** (2009) 269–275, [0909.0455].
- [29] K. S. Babu, P. S. B. Dev, S. Jana and A. Thapa, *Non-Standard Interactions in Radiative Neutrino Mass Models*, *JHEP* **03** (2020) 006, [1907.09498].
- [30] A. de Gouvêa, P. S. B. Dev, B. Dutta, T. Ghosh, T. Han and Y. Zhang, *Leptonic Scalars at the LHC*, *JHEP* **07** (2020) 142, [1910.01132].
- [31] P. S. B. Dev, B. Dutta, T. Ghosh, T. Han, H. Qin and Y. Zhang, *Leptonic scalars and collider signatures in a UV-complete model*, *JHEP* **03** (2022) 068, [2109.04490].
- [32] S. Mandal, O. G. Miranda, G. Sanchez Garcia, J. W. F. Valle and X.-J. Xu, *Toward deconstructing the simplest seesaw mechanism*, *Phys. Rev. D* **105** (2022) 095020, [2203.06362].
- [33] K. S. Babu and C. Macesanu, *Two loop neutrino mass generation and its experimental consequences*, *Phys. Rev. D* **67** (2003) 073010, [hep-ph/0212058].
- [34] D. Aristizabal Sierra and M. Hirsch, *Experimental tests for the Babu-Zee two-loop model of Majorana neutrino masses*, *JHEP* **12** (2006) 052, [hep-ph/0609307].
- [35] M. Nebot, J. F. Oliver, D. Palao and A. Santamaria, *Prospects for the Zee-Babu Model at the CERN LHC and low energy experiments*, *Phys. Rev. D* **77** (2008) 093013, [0711.0483].
- [36] T. Araki and C. Q. Geng, *μ - τ symmetry in Zee-Babu model*, *Phys. Lett. B* **694** (2011) 113–118, [1006.0629].
- [37] D. Schmidt, T. Schwetz and H. Zhang, *Status of the Zee-Babu model for neutrino mass and possible tests at a like-sign linear collider*, *Nucl. Phys. B* **885** (2014) 524–541, [1402.2251].
- [38] J. Herrero-Garcia, M. Nebot, N. Rius and A. Santamaria, *Testing the Zee-Babu model via neutrino data, lepton flavour violation and direct searches at the LHC*, *Nucl. Part. Phys. Proc.* **273-275** (2016) 1678–1684, [1410.2299].
- [39] H. Okada and Y.-h. Qi, *Zee-Babu model in modular A_4 symmetry*, 2109.13779.
- [40] J. Alcaide, M. Chala and A. Santamaria, *LHC signals of radiatively-induced neutrino masses and implications for the Zee-Babu model*, *Phys. Lett. B* **779** (2018) 107–116, [1710.05885].
- [41] CDF collaboration, T. Aaltonen et al., *High-precision measurement of the W boson mass with the CDF II detector*, *Science* **376** (2022) 170–176.
- [42] E. d. S. Almeida, A. Alves, O. J. P. Eboli and M. C. Gonzalez-Garcia, *Impact of CDF-II measurement of M_W on the electroweak legacy of the LHC Run II*, 2204.10130.
- [43] J. Fan, L. Li, T. Liu and K.-F. Lyu, *W -Boson Mass, Electroweak Precision Tests and SMEFT*, 2204.04805.

- [44] G. Senjanović and M. Zantedeschi, *SU(5) grand unification and W-boson mass*, [2205.05022](#).
- [45] E. Bagnaschi, J. Ellis, M. Madigan, K. Mimasu, V. Sanz and T. You, *SMEFT Analysis of m_W* , [2204.05260](#).
- [46] J. Heeck, *W-boson mass in the triplet seesaw model*, [2204.10274](#).
- [47] C. Cai, D. Qiu, Y.-L. Tang, Z.-H. Yu and H.-H. Zhang, *Corrections to electroweak precision observables from mixings of an exotic vector boson in light of the CDF W-mass anomaly*, [2204.11570](#).
- [48] CMS collaboration, S. Chatrchyan et al., *A Search for a Doubly-Charged Higgs Boson in pp Collisions at $\sqrt{s} = 7$ TeV*, *Eur. Phys. J. C* **72** (2012) 2189, [[1207.2666](#)].
- [49] ATLAS collaboration, *Search for doubly charged Higgs boson production in multi-lepton final states using 139 fb^{-1} of proton–proton collisions at $\sqrt{s} = 13$ TeV with the ATLAS detector*, .
- [50] J. F. Gunion, C. Loomis and K. T. Pitts, *Searching for doubly charged Higgs bosons at future colliders*, *eConf C960625* (1996) LTH096, [[hep-ph/9610237](#)].
- [51] F. del Aguila, M. Chala, A. Santamaria and J. Wudka, *Discriminating between lepton number violating scalars using events with four and three charged leptons at the LHC*, *Phys. Lett. B* **725** (2013) 310–315, [[1305.3904](#)].
- [52] F. del Águila and M. Chala, *LHC bounds on Lepton Number Violation mediated by doubly and singly-charged scalars*, *JHEP* **03** (2014) 027, [[1311.1510](#)].
- [53] M. Rodríguez Chala, *Collider Signatures of a non-standard higgs sector*, Ph.D. thesis, U. Granada (main), 2014.
- [54] C. Degrande, C. Duhr, B. Fuks, D. Grellscheid, O. Mattelaer and T. Reiter, *UFO - The Universal FeynRules Output*, *Comput. Phys. Commun.* **183** (2012) 1201–1214, [[1108.2040](#)].
- [55] T. Stelzer and W. F. Long, *Automatic generation of tree level helicity amplitudes*, *Comput. Phys. Commun.* **81** (1994) 357–371, [[hep-ph/9401258](#)].
- [56] J. Alwall, R. Frederix, S. Frixione, V. Hirschi, F. Maltoni, O. Mattelaer et al., *The automated computation of tree-level and next-to-leading order differential cross sections, and their matching to parton shower simulations*, *JHEP* **07** (2014) 079, [[1405.0301](#)].
- [57] V. Q. Phong, N. C. Thao and H. N. Long, *Baryogenesis in the Zee-Babu model with arbitrary ξ gauge*, *Phys. Rev. D* **97** (2018) 115008, [[1511.00579](#)].
- [58] T. Appelquist and J. Carazzone, *Infrared Singularities and Massive Fields*, *Phys. Rev. D* **11** (1975) 2856.
- [59] N. D. Christensen and C. Duhr, *FeynRules - Feynman rules made easy*, *Comput. Phys. Commun.* **180** (2009) 1614–1641, [[0806.4194](#)].
- [60] A. Alloul, N. D. Christensen, C. Degrande, C. Duhr and B. Fuks, *FeynRules 2.0 - A complete toolbox for tree-level phenomenology*, *Comput. Phys. Commun.* **185** (2014) 2250–2300, [[1310.1921](#)].
- [61] C. Degrande, *Automatic evaluation of UV and R2 terms for beyond the Standard Model Lagrangians: a proof-of-principle*, *Comput. Phys. Commun.* **197** (2015) 239–262, [[1406.3030](#)].
- [62] T. Hahn, *Generating Feynman diagrams and amplitudes with FeynArts 3*, *Comput. Phys. Commun.* **140** (2001) 418–431, [[hep-ph/0012260](#)].
- [63] V. Hirschi, R. Frederix, S. Frixione, M. V. Garzelli, F. Maltoni and R. Pittau, *Automation of one-loop QCD corrections*, *JHEP* **05** (2011) 044, [[1103.0621](#)].

- [64] V. Hirschi and O. Mattelaer, *Automated event generation for loop-induced processes*, *JHEP* **10** (2015) 146, [[1507.00020](#)].
- [65] S. Frixione and B. R. Webber, *Matching NLO QCD computations and parton shower simulations*, *JHEP* **06** (2002) 029, [[hep-ph/0204244](#)].
- [66] S. Frixione, Z. Kunszt and A. Signer, *Three jet cross-sections to next-to-leading order*, *Nucl. Phys. B* **467** (1996) 399–442, [[hep-ph/9512328](#)].
- [67] S. Frixione, *A General approach to jet cross-sections in QCD*, *Nucl. Phys. B* **507** (1997) 295–314, [[hep-ph/9706545](#)].
- [68] R. Frederix, S. Frixione, F. Maltoni and T. Stelzer, *Automation of next-to-leading order computations in QCD: The FKS subtraction*, *JHEP* **10** (2009) 003, [[0908.4272](#)].
- [69] P. de Aquino, W. Link, F. Maltoni, O. Mattelaer and T. Stelzer, *ALOHA: Automatic Libraries Of Helicity Amplitudes for Feynman Diagram Computations*, *Comput. Phys. Commun.* **183** (2012) 2254–2263, [[1108.2041](#)].
- [70] C. Bierlich et al., *A comprehensive guide to the physics and usage of PYTHIA 8.3*, [2203.11601](#).
- [71] M. Cacciari, G. P. Salam and G. Soyez, *The anti- k_t jet clustering algorithm*, *JHEP* **04** (2008) 063, [[0802.1189](#)].
- [72] M. Cacciari and G. P. Salam, *Dispelling the N^3 myth for the k_t jet-finder*, *Phys. Lett. B* **641** (2006) 57–61, [[hep-ph/0512210](#)].
- [73] M. Cacciari, G. P. Salam and G. Soyez, *FastJet User Manual*, *Eur. Phys. J. C* **72** (2012) 1896, [[1111.6097](#)].
- [74] PARTICLE DATA GROUP collaboration, P. A. Zyla et al., *Review of Particle Physics*, *PTEP* **2020** (2020) 083C01.
- [75] L. A. Harland-Lang, A. D. Martin, R. Nathvani and R. S. Thorne, *Ad Lucem: QED Parton Distribution Functions in the MMHT Framework*, *Eur. Phys. J. C* **79** (2019) 811, [[1907.02750](#)].
- [76] A. Manohar, P. Nason, G. P. Salam and G. Zanderighi, *How bright is the proton? A precise determination of the photon PDF*, *Phys. Rev. Lett.* **117** (2016) 242002, [[1607.04266](#)].
- [77] A. V. Manohar, P. Nason, G. P. Salam and G. Zanderighi, *The Photon Content of the Proton*, *JHEP* **12** (2017) 046, [[1708.01256](#)].
- [78] A. Buckley, J. Ferrando, S. Lloyd, K. Nordström, B. Page, M. Rüfenacht et al., *LHAPDF6: parton density access in the LHC precision era*, *Eur. Phys. J. C* **75** (2015) 132, [[1412.7420](#)].
- [79] A. D. Martin, W. J. Stirling, R. S. Thorne and G. Watt, *Parton distributions for the LHC*, *Eur. Phys. J. C* **63** (2009) 189–285, [[0901.0002](#)].
- [80] ATLAS collaboration, *ATLAS Pythia 8 tunes to 7 TeV data*, . All figures including auxiliary figures are available at <https://atlas.web.cern.ch/Atlas/GROUPS/PHYSICS/PUBNOTES/ATL-PHYS-PUB-2014-021>.
- [81] K. L. McDonald and B. H. J. McKellar, *Evaluating the two loop diagram responsible for neutrino mass in Babu’s model*, [hep-ph/0309270](#).
- [82] D. A. Dicus and H.-J. He, *Scales of fermion mass generation and electroweak symmetry breaking*, *Phys. Rev. D* **71** (2005) 093009, [[hep-ph/0409131](#)].
- [83] D. A. Dicus and H.-J. He, *Scales of mass generation for quarks, leptons and majorana neutrinos*, *Phys. Rev. Lett.* **94** (2005) 221802, [[hep-ph/0502178](#)].

- [84] B. Fuks, J. Neundorf, K. Peters, R. Ruiz and M. Saimpert, *Majorana neutrinos in same-sign $W^\pm W^\pm$ scattering at the LHC: Breaking the TeV barrier*, *Phys. Rev. D* **103** (2021) 055005, [2011.02547].
- [85] B. Fuks, J. Neundorf, K. Peters, R. Ruiz and M. Saimpert, *Probing the Weinberg operator at colliders*, *Phys. Rev. D* **103** (2021) 115014, [2012.09882].
- [86] D. Buarque Franzosi, O. Mattelaer, R. Ruiz and S. Shil, *Automated predictions from polarized matrix elements*, *JHEP* **04** (2020) 082, [1912.01725].
- [87] D. Binosi, J. Collins, C. Kaufhold and L. Theussl, *JaxoDraw: A Graphical user interface for drawing Feynman diagrams. Version 2.0 release notes*, *Comput. Phys. Commun.* **180** (2009) 1709–1715, [0811.4113].
- [88] J. C. Collins, D. E. Soper and G. F. Sterman, *Transverse Momentum Distribution in Drell-Yan Pair and W and Z Boson Production*, *Nucl. Phys. B* **250** (1985) 199–224.
- [89] J. C. Collins, D. E. Soper and G. F. Sterman, *Factorization for Short Distance Hadron - Hadron Scattering*, *Nucl. Phys. B* **261** (1985) 104–142.
- [90] J. Collins, *Foundations of perturbative QCD*, vol. 32. Cambridge University Press, 11, 2013.
- [91] M. Muhlleitner and M. Spira, *A Note on doubly charged Higgs pair production at hadron colliders*, *Phys. Rev. D* **68** (2003) 117701, [hep-ph/0305288].
- [92] B. Fuks, M. Nemevšek and R. Ruiz, *Doubly Charged Higgs Boson Production at Hadron Colliders*, *Phys. Rev. D* **101** (2020) 075022, [1912.08975].
- [93] D. Alva, T. Han and R. Ruiz, *Heavy Majorana neutrinos from $W\gamma$ fusion at hadron colliders*, *JHEP* **02** (2015) 072, [1411.7305].
- [94] C. Degrande, O. Mattelaer, R. Ruiz and J. Turner, *Fully-Automated Precision Predictions for Heavy Neutrino Production Mechanisms at Hadron Colliders*, *Phys. Rev. D* **94** (2016) 053002, [1602.06957].
- [95] T. Han, B. Mukhopadhyaya, Z. Si and K. Wang, *Pair production of doubly-charged scalars: Neutrino mass constraints and signals at the LHC*, *Phys. Rev. D* **76** (2007) 075013, [0706.0441].
- [96] NNPDF collaboration, R. D. Ball, V. Bertone, S. Carrazza, L. Del Debbio, S. Forte, A. Guffanti et al., *Parton distributions with QED corrections*, *Nucl. Phys. B* **877** (2013) 290–320, [1308.0598].
- [97] R. Ruiz, M. Spannowsky and P. Waite, *Heavy neutrinos from gluon fusion*, *Phys. Rev. D* **96** (2017) 055042, [1706.02298].
- [98] V. Ahrens, T. Becher, M. Neubert and L. L. Yang, *Renormalization-Group Improved Prediction for Higgs Production at Hadron Colliders*, *Eur. Phys. J. C* **62** (2009) 333–353, [0809.4283].
- [99] R. Ruiz, *QCD Corrections to Pair Production of Type III Seesaw Leptons at Hadron Colliders*, *JHEP* **12** (2015) 165, [1509.05416].
- [100] P. Fileviez Perez, T. Han, G.-y. Huang, T. Li and K. Wang, *Neutrino Masses and the CERN LHC: Testing Type II Seesaw*, *Phys. Rev. D* **78** (2008) 015018, [0805.3536].
- [101] R. H. Dalitz and G. R. Goldstein, *The Decay and polarization properties of the top quark*, *Phys. Rev. D* **45** (1992) 1531–1543.
- [102] L. Sonnenschein, *Algebraic approach to solve $t\bar{t}$ dilepton equations*, *Phys. Rev. D* **72** (2005) 095020, [hep-ph/0510100].

- [103] L. Sonnenschein, *Analytical solution of $t\bar{t}$ dilepton equations*, *Phys. Rev. D* **73** (2006) 054015, [[hep-ph/0603011](#)]. [Erratum: *Phys.Rev.D* 78, 079902 (2008)].
- [104] T. Gehrmann, M. Grazzini, S. Kallweit, P. Maierhöfer, A. von Manteuffel, S. Pozzorini et al., *W^+W^- Production at Hadron Colliders in Next to Next to Leading Order QCD*, *Phys. Rev. Lett.* **113** (2014) 212001, [[1408.5243](#)].
- [105] S. Kallweit, E. Re, L. Rottoli and M. Wiesemann, *Accurate single- and double-differential resummation of colour-singlet processes with MATRIX+RADISH: W^+W^- production at the LHC*, *JHEP* **12** (2020) 147, [[2004.07720](#)].
- [106] D. Lombardi, M. Wiesemann and G. Zanderighi, *W^+W^- production at NNLO+PS with MINNLO_{PS}*, *JHEP* **11** (2021) 230, [[2103.12077](#)].
- [107] J. Mazzitelli, P. F. Monni, P. Nason, E. Re, M. Wiesemann and G. Zanderighi, *Top-pair production at the LHC with MINNLO_{PS}*, *JHEP* **04** (2022) 079, [[2112.12135](#)].
- [108] B. Fuks, K. Nordström, R. Ruiz and S. L. Williamson, *Sleptons without Hadrons*, *Phys. Rev. D* **100** (2019) 074010, [[1901.09937](#)].