

# Quantum Chromodynamics Resolution of the ATOMKI Anomaly in ${}^4\text{He}$ Nuclear Transitions

Valery Kubarovskiy,<sup>1</sup> Jennifer Rittenhouse West,<sup>2,3</sup> and Stanley J. Brodsky<sup>4</sup>

<sup>1</sup>*Thomas Jefferson National Accelerator Laboratory, Newport News, VA 23606, USA*

<sup>2</sup>*Lawrence Berkeley National Laboratory, Berkeley, CA 94720, USA*

<sup>3</sup>*EIC Center at Thomas Jefferson National Accelerator Laboratory, Newport News, VA 23606, USA*

<sup>4</sup>*SLAC National Accelerator Laboratory, Stanford University, Stanford, CA 94309, USA*

(Dated: Tuesday 19<sup>th</sup> July, 2022)

Recent observations of the angular correlation spectra in the decays  ${}^4\text{He}^* \rightarrow {}^4\text{He} + e^+e^-$  and  ${}^8\text{Be}^* \rightarrow {}^8\text{Be} + e^+e^-$  have been suggested as due to the creation and subsequent decay to an electron-positron pair of a new light particle with a mass of  $\sim 17$  MeV. In this work, we present a calculation of the invariant  $m_{e^+e^-}$  mass spectrum of the electromagnetic transition of an excited state of helium and estimate the differential and total width of the decay. We investigate the possibility that the source of the signal is an  $e^+e^-$  pair created by a new electromagnetic decay of  ${}^4\text{He}$  caused by a proposed 12-quark hidden-color Fock state in the  ${}^4\text{He}$  nuclear wavefunction, the “hexadiquark.” We find that we can fit the shape of the signal with the QCD Fock state at excitation energy  $E^* \simeq 17.9$  MeV and a Gaussian form factor for the electromagnetic decay. We address the physical issues with the fit parameters using properties of the hexadiquark state. In light of this work, we emphasize the need for independent experimental confirmation or refutation of the ATOMKI results as well as further experiments to detect the proposed new excitation of  ${}^4\text{He}$ .

## Introduction

Observations by the ATOMKI collaboration of anomalous angular correlations in electron-positron pairs produced in the nuclear decays  ${}^4\text{He}^* \rightarrow {}^4\text{He} + e^+e^-$  [1, 2] and  ${}^8\text{Be}^* \rightarrow {}^8\text{Be} + e^+e^-$  [3] have been attributed to the creation and subsequent decay of a new light particle with mass of  $\sim 17$  MeV, dubbed the X17 or simply X. Recently, the same group reported observations of the lepton pair in the off-resonance region of  ${}^7\text{Li}(p, e^+e^-){}^8\text{Be}$  direct proton-capture reactions [4]. Our work in this article will focus on the  ${}^4\text{He}$  experiment in which the observed invariant mass  $m_{e^+e^-}$  of the lepton pair was found to be  $m_X = 16.94 \pm 0.12(\text{stat.}) \pm 0.21(\text{syst.})$  MeV. The signal has generated a great deal of theoretical interest in both the particle and nuclear physics communities [5–27].

The light-front Fock state expansion of QCD has led to new perspectives for the nonperturbative eigenstructure of hadrons, including the quark-antiquark structure of mesons, the quark-diquark structure of baryons (such as the  $|u[ud]\rangle$  composition of the proton) and the diquark-antidiquark structure of tetraquarks. In the case of nuclear physics, the color-singlet  $[[ud][ud][ud][ud][ud][ud]]$  “hexadiquark” Fock state has the same quantum numbers as the  ${}^4\text{He}$  nucleus. The existence of the hexadiquark Fock state in the eigensolution of the  ${}^4\text{He}$  nuclear eigenstate [29] can explain the anomalously large binding energy of the  $\alpha$  particle. QCD also predicts orbital and radial excitations of the hexadiquark and thus novel excitations of  ${}^4\text{He}$  beyond the standard excitations predicted by nucleonic degrees of freedom. The excitation energy of the hexadiquark can be below the energy required to produce hadronic decays such as  $p + {}^3\text{H}$  and thus have evaded detection.

In this work on the ATOMKI anomalies, we present a QCD-based explanation of the observed X17  $e^+e^-$  signal, corresponding to the decay of the excited hexadiquark to the  ${}^4\text{He}$  ground state. The signal template we use to match the ATOMKI  $e^+e^-$  angular correlation is a narrow Gaussian peak in the electron-positron invariant mass with a mean value  $\sim 17$  MeV and width  $\sigma \sim 0.7$  MeV (see Fig. 1) based on unpublished work by the ATOMKI collaboration [2] and cross-checked with the NA64 X17 invariant mass simulation [14]. We calculate the invariant mass  $m_{e^+e^-}$  spectrum in the electromagnetic transition of an excited state of  ${}^4\text{He}$ ,  ${}^4\text{He}^*(E^*) \rightarrow {}^4\text{He} + e^+e^-$ , where  $E^*$  is the excited state energy. The mass difference between the first known excited state and the ground state of the helium nucleus is 20.21 MeV [28] and  $E^*$  is initially fixed to this value. Its decay to the  ${}^4\text{He}$  ground state via a virtual photon cannot explain the narrow width of the observed X17 signal. The value of  $E^*$  is subsequently allowed to float to a lower value corresponding to the excitation of the 12-quark color-singlet hexadiquark Fock state in the  ${}^4\text{He}$  nuclear wavefunction [29].

The invariant mass distribution of the lepton pair  $m_{e^+e^-}$  from the decay of excited states of  ${}^4\text{He}$  has not been calculated until now. The result of our calculation shows that a decay due to the excitation of the hexadiquark Fock state in the eigensolution of  ${}^4\text{He}$  can describe the signal and its narrow width; in fact, this signal is to be expected from the existence of the new hidden-color QCD state.

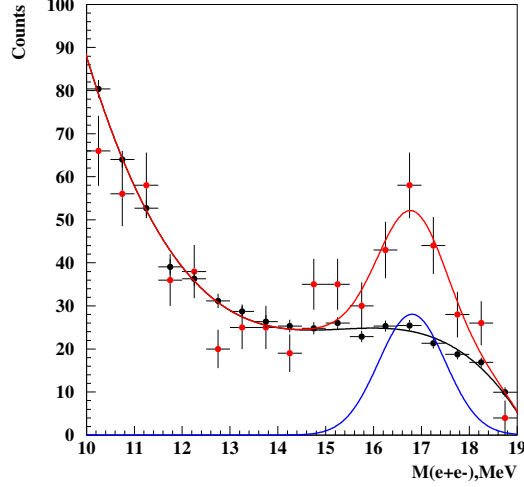


FIG. 1. Fit to the ATOMKI data (in red) by a Gaussian function and background distribution (in black) of the  $m_{e^+e^-}$  invariant mass distribution based on [2] and cross-checked with [14]. The mean value of the fit is  $\sim 17$  MeV with width  $\sigma \sim 0.7$  MeV. The signal alone is shown in blue.

### Nuclear decay amplitude for ${}^4\text{He}^* \rightarrow {}^4\text{He} + e^+e^-$

We begin with the square of the amplitude for the electromagnetic decay  ${}^4\text{He}^* \rightarrow {}^4\text{He} + e^+e^-$ , given by [16]

$$|\mathcal{M}|^2 = \sum_{\text{spin}} |M|^2 = \frac{e^4 C_{E0}^2}{\Lambda^4} [2(p_+ \cdot p_0)(p_- \cdot p_0) - m_0^2(p_+ \cdot p_-) - m_e^2 m_0^2], \quad (1)$$

where  $p_+$  and  $p_-$  are the 4-momenta of the positron and electron respectively,  $p_0$  and  $m_0$  are the 4-momentum and mass of the ground state of  ${}^4\text{He}$ ,  $m_e$  is the electron mass and final state spins have been summed over. The definitions of  $\Lambda$  as the nuclear energy scale and  $C_{E0}^2$  as the Wilson coefficient of the decay operator are contained in [16]. These constants are not relevant for the analysis carried out in this work as they affect only the normalization which we match to the signal.

The matrix element depends on only two kinematical variables,  $q^2$  and  $\cos \theta^*$ , where  $q = p_+ + p_-$  is the 4-momentum of the virtual photon,  $q^2 = m_{e^+e^-}^2$  is the  $e^+e^-$  invariant mass squared and  $\theta^*$  is the electron angle in the virtual photon center of mass system. Rewriting Eq.1 in terms of these variables gives

$$|\mathcal{M}(q^2, \cos \theta^*)|^2 = \frac{\alpha^2 C_{E0}^2 (4\pi)^2}{\Lambda^4 8q^2} [q^2 - \cos^2 \theta^* (q^2 - 4m_e^2)] [m^4 + (m_0^2 - q^2)^2 - 2m(m_0^2 + q^2)] \quad (2)$$

where  $m$  is the mass of the excited  ${}^4\text{He}^*$  state.

The differential width  $d\Gamma$  for the three body decay is given by

$$d\Gamma = \frac{1}{(2\pi)^5} \frac{1}{16m^2} |\mathcal{M}|^2 |p_e^*| |p_0| dm_{e^+e^-} d\Omega_e^* d\Omega_0 \quad (3)$$

where  $d\Omega = d\phi d\cos\theta$ ,  $(|p_e^*|, \Omega_e^*)$  is the electron momentum in the center of mass of the electron-positron pair,  $(|p_0|, \Omega_0)$  is the  ${}^4\text{He}$  momentum in the rest frame of the  ${}^4\text{He}^*$ . The minimum value of the  $m_{e^+e^-}$  invariant mass is  $2m_e$  and maximum value is determined by the mass difference between the excited and ground  ${}^4\text{He}$  states,  $\Delta m = 20.21$

MeV.

The integration of the matrix element  $|\mathcal{M}(q^2, \cos \theta^*)|^2$  over angles  $d\Omega_e^* d\Omega_0$  gives

$$|\mathcal{M}_q(q^2)|^2 = \int |\mathcal{M}(q^2, \cos \theta^*)|^2 d\Omega_e^* d\Omega_0 = \frac{\alpha^2 C_{E0}^2 (4\pi)^4}{\Lambda^4 12q^2} (q^2 + 2m_e^2) [m^4 + (m_0^2 - q^2)^2 - 2m^2(m_0^2 + q^2)]. \quad (4)$$

The matrix element  $|\mathcal{M}_q(q^2)|^2$  simplifies in the limit  $m_e = 0$ , to

$$|\mathcal{M}_q(q^2)|^2 = \frac{\alpha^2 C_{E0}^2 (4\pi)^4}{\Lambda^4 12} [m^4 + (m_0^2 - q^2)^2 - 2m^2(m_0^2 + q^2)]. \quad (5)$$

There is only one variable left, the invariant electron-positron mass  $m_{e^+e^-} = \sqrt{q^2} = \sqrt{(p_+ + p_-)^2}$ , and we find

$$d\Gamma = \frac{1}{(2\pi)^5} \frac{1}{16m^2} |\mathcal{M}_q|^2 |p_e^*| |p_0| dm_{e^+e^-}. \quad (6)$$

The numerical integration over the three-body phase space is

$$\Gamma_{E0} = \int_{2m_e}^{m-m_0} dm_{e^+e^-} |\mathcal{M}_q(q^2)|^2 |p_e^*| |p_{He}| = \frac{\alpha^2 C_{E0}^2}{\Lambda^4} \frac{\Delta m^5}{60\pi} 0.982, \quad (7)$$

which coincides with the approximate solution (Eq. 9, below) to an accuracy of 2%.

In the approximation  $q^2/m^2 < \Delta m^2/m^2 = 3 \cdot 10^{-5} \ll 1$  and negligible electron mass, the differential width  $d\Gamma/dm_{e^+e^-}$  is

$$\frac{d\Gamma}{dm_{e^+e^-}} = \frac{\alpha^2 C_{E0}^2}{12\pi\Lambda^4} m_{e^+e^-} (\Delta m^2 - m_{e^+e^-}^2)^{\frac{3}{2}}. \quad (8)$$

The full width has an analytic solution in this case,

$$\begin{aligned} \Gamma_{E0} &= \frac{\alpha^2 C_{E0}^2}{12\pi\Lambda^4} \int_{2m_e}^{m-m_0} m_{e^+e^-} (\Delta m^2 - m_{e^+e^-}^2)^{\frac{3}{2}} dm_{e^+e^-} \\ &= \frac{\alpha^2 C_{E0}^2}{\Lambda^4} \frac{(\Delta m^2 - 4m_e^2)^{\frac{5}{2}}}{60\pi} \approx \frac{\alpha^2 C_{E0}^2}{\Lambda^4} \frac{\Delta m^5}{60\pi} \end{aligned} \quad (9)$$

that with 2% accuracy corresponds to the exact solution of Eq. 7.

The differential width  $d\Gamma/dm_{e^+e^-}$  from Eq. 2, integrated over  $\cos \theta^*$  and normalized to one (shown as the blue curve on the left panel of Fig. 2) is very smooth from the minimum value of  $m_{e^+e^-} = 2m_e$  up to the maximum of  $\Delta m = 20.21$  MeV. We conclude that the ATOMKI signal cannot arise from the straightforward analysis carried out in this section.

### Electromagnetic transition form factors $F(q^2)$ in the reaction ${}^4\text{He}^* \rightarrow {}^4\text{He} + e^+e^-$

The analysis carried out in the previous section implicitly assumed a form factor  $F(q^2)$  equal to unity. A more realistic form factor significantly changes the  $m_{e^+e^-}$  invariant mass distribution in the nuclear decay  ${}^4\text{He}^* \rightarrow {}^4\text{He} + e^+e^-$ . We show the best fit form factor and its failure to describe the signal in this section, as well as the successful fit for excitation energy near 18 MeV.

The experimental  $m_{e^+e^-}$  distribution is not given in the ATOMKI work. In order to compare the theoretical analysis in this section to the signal, we first extract the ATOMKI data from [2], graph them and confirm that we can replicate their plot. We then use this as a template to fit our signal, noting that it is based on the unpublished ATOMKI work [2] and cross-checked with the invariant mass plot in the NA64 Collaboration X17 simulations [14]. In the next step, we use the extracted signal and background distributions from the template and make a fit with two functions to describe the signal observed in the signal and background distributions. Fig. 1 presents our fit with a Gaussian function to describe the signal. The background was fitted independently because the experiment

measured the background distribution with much higher accuracy than the signal. The fit has 3 parameters: the peak position, the width  $\sigma$  and overall normalization. Our fit is very close to the signal template. We are confident that this procedure was carried out correctly and now move onto fitting the results theoretically.

Several realistic form factor models are tested in our attempt to model the data template. We compare the shape of the differential width  $d\Gamma/dm_{e^+e^-}$  for the electromagnetic transition with form factor  $F(q^2) \propto \exp(q^2/\lambda^2)$  with a maximum near 17 MeV and ATOMKI anomaly shown on the left panel of Fig. 2 and including  $F(q^2) = 1$  for comparison. It turns out that the width of the distribution is too large to obtain a satisfactory description of the experimental template distribution. On the right panel of Fig.2 we present the results of the fit to the signal template, again with electromagnetic transition form factors  $F(q^2) \propto \exp(q^2/\lambda^2)$ . The background function is the same as in Fig. 1. This fit has two parameters,  $\lambda$  and the normalization of the theoretical function. The fit is not satisfactory. The signal template is too narrow in comparison with the theoretical curve as shown in Fig. 2, comparing the red curve (theoretical curve) and black curve (signal template). A form factor of  $F(q^2) \propto q^2$  also failed to describe the signal due to its large width.

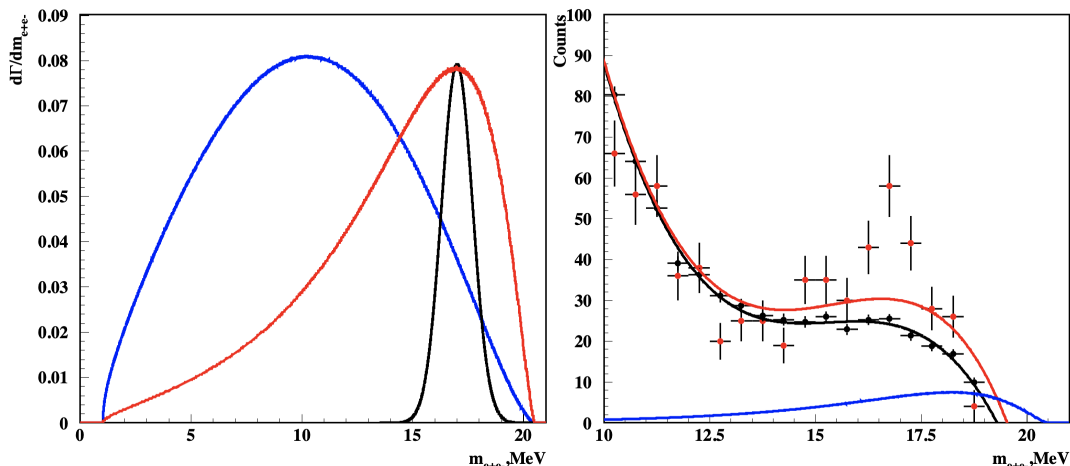


FIG. 2. *Left panel:* Differential width  $d\Gamma/dm_{e^+e^-}$  for the transition  ${}^4\text{He}^*(20.21) \rightarrow {}^4\text{He} + e^+e^-$  as a function of the electron-positron invariant mass  $m_{e^+e^-}$ . Blue curve has form factor  $F(q^2) = 1$ . Black curve is the Gaussian distribution of the ATOMKI anomaly with  $m = 17$  MeV and  $\sigma = 0.7$  MeV. Red curve has form factor  $F(q^2) \propto \exp(q^2/\lambda^2)$ . The functions are normalized such that the peak values are the same for all curves. *Right panel:* Fit to signal template (event counts vs. invariant mass distribution) for the transition  ${}^4\text{He}^*(20.21) \rightarrow {}^4\text{He} + e^+e^-$ . The fit is an electromagnetic transition with form factor  $F(q^2) \propto \exp(q^2/\lambda^2)$  (in red). The background distribution is shown in black, the signal alone is shown in blue. The fit is not satisfactory.

We now introduce a new parameter, the mass of a new excited  ${}^4\text{He}^*$  state, into our model. We motivate this state physically by the proposed 12-quark color singlet Fock state model of  ${}^4\text{He}$  nucleus in which the  ${}^4\text{He}$  wavefunction is dominated by a linear combination of  $|nnpp\rangle$  and the 12-quark “hexadiquark” QCD state [29]. The result of the fit with form factor  $F(q^2) \propto \exp(q^2/\lambda^2)$  is presented in Fig. 3. There are three parameters of the fit, the excitation energy of the new  ${}^4\text{He}^*$  state  $E^* = 17.9 \pm 1$  MeV, the form factor parameter  $\lambda = 6.2 \pm 0.5$  MeV and the overall normalization. The model describes the data template very well. Our parameter  $\lambda$  is close to the momentum scale found in earlier work on nuclear transitions [17].

We have managed to describe the ATOMKI signal with the introduction of a new excitation of  ${}^4\text{He}$  but there are serious physical issues that must be addressed. First, the energy of the electron-positron pair in this case has to be close to 17.9 MeV. This is at the lower limit of the selection of the positrons and electrons with total energy in the region (18,22) MeV and  $2.6\sigma$  from the central excitation energy 20.49 MeV created by the 900 keV proton beam. There are no error bars given by ATOMKI but a reasonable visual estimate is 0.9 MeV which would reduce our  $\sigma$  values. These are not prohibitively large deviations and we do not discuss them further but they must be noted. More importantly, this is an excitation energy that has never been observed in a decay to a conventional hadronic or nuclear final state. In addition, the form factor parameter  $\lambda$  is an order of magnitude smaller than expected for a typical nuclear transition. We address both of the latter points in the following section.

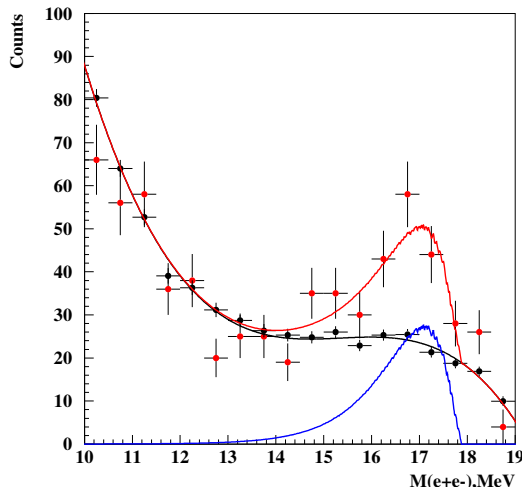


FIG. 3. Fit to signal template (event counts vs. invariant mass distribution) for the electromagnetic transition  $\text{HdQ}^*(17.9) \rightarrow {}^4\text{He} + (e^+e^-)$ . The fit assumes a form factor  $F(q^2) \propto \exp(q^2/\lambda^2)$  (in red). The background distribution is shown in black, and the signal alone is shown in blue.

### QCD Hexadiquark excitations

The hexadiquark (HdQ) is a “hidden color” [31, 32] QCD state in the  ${}^4\text{He}$  nuclear wavefunction [29] consisting of six scalar  $[ud]$  diquarks [33, 34] in a color singlet configuration. Excitation of a subset of diquarks, either radial or angular momentum excitations, can give rise to nuclear transitions with unconventional decays. In conventional nuclear physics, as an example, the electron scattering experiment  $e + {}^4\text{He} \rightarrow e' + X$  will produce hadronic excitations of  ${}^4\text{He}$ . In contrast, if an electron (or proton) scatters on the hexadiquark Fock state of  ${}^4\text{He}$ , it can produce orbital or radial excitations between any two of the  $[ud]$  diquarks; e.g.  $([ud] + [ud]) + [[ud][ud][ud][ud]]$  where square brackets indicate spin-0 combinations and curved brackets indicate  $L = 1$ . Typically such excitations would be at energies near 300 MeV above the ground state, in analogy to the  $N^*$  and  $\Delta$  excited states of nucleons. Excitations of single diquarks from spin-0 isospin-0 to spin-1 isospin-1 states have energies of the order 100 MeV.

However, the HdQ is an unusual QCD eigenstate because the wavefunction contains three symmetric and *repulsive*  $\bar{3}_C \times \bar{3}_C \rightarrow \bar{6}_C$  interactions. These interactions are required by the spin-statistics constraints upon clustering pairs of  $[ud]$  diquarks into to each of the three  $[ud][ud]$  duodiquarks contained within the 12-quark color-singlet wavefunction. Although the final construction of the three duodiquarks into the HdQ is strongly bound with color factor  $C_F = -5$ , the QCD interaction between diquarks in a duodiquark is repulsive which significantly lowers the excitation energies of the HdQ and significantly increases the size of the HdQ. An  $L = 1$  excitation between two diquarks in one of the three duodiquarks can provide a viable low energy excitation of the HdQ as can an  $L = 0$  radial excitation, both of which increase the size of the HdQ further. Such color-singlet excitations of the HdQ cannot decay to a conventional nuclear physics state such as  $p + {}^3\text{H}$  or  $n + {}^3\text{He}$ ; however, since the  $L = 1$  excitation has  $J^P = 1^-$ , the excited HdQ can decay to the  ${}^4\text{He}$  ground state by the emission of a virtual photon which makes an  $e^+e^-$  pair:  $\text{HdQ}^* \rightarrow \text{HdQ} + \gamma^* \rightarrow \text{HdQ} + e^+e^-$ . This state can also emit a 17.9 MeV real photon which would be detectable. The  $L = 0$  radial excitation between diquarks has  $J^P = 0^+$  and can only decay via virtual photon which creates the  $e^+e^-$  pair.

In one possible scenario, the transition is described by the 2-stage process

$$p + {}^3\text{H} \rightarrow {}^4\text{He}^*(20.5) \text{ MeV} \rightarrow {}^4\text{He}^*(17.9) \text{ MeV} + \gamma(2.6 \text{ MeV}) \rightarrow {}^4\text{He} + (e^+e^-) + \gamma(2.6 \text{ MeV}) \quad (10)$$

for  ${}^4\text{He}$  excitations of 20.5 MeV. Varying the excitation energy of  ${}^4\text{He}$  will vary the energy of the emitted gamma-ray

photon but the 2-stage process remains the same. It is important to note that multiple processes can excite the HdQ state, including direct proton capture in the initial  $p + {}^3\text{H}$  collision creating  $\gamma + \text{HdQ}^*$  and then decaying down to  $e^+e^- + {}^4\text{He}$ , *i.e.*,

$$p + {}^3\text{H} \rightarrow \gamma + \text{HdQ}^*(17.9) \rightarrow {}^4\text{He} + e^+e^- + \gamma. \quad (11)$$

A low energy photon will also be present in the final state.

We propose that the HdQ is the origin of a previously missed  ${}^4\text{He}^*(17.9)$  excited state. It can be observed in  $e + {}^4\text{He} \rightarrow e' + {}^4\text{He}^*(17.9) \rightarrow e' + {}^4\text{He} + [e^+e^-]$ . The characteristic mass scale of the transition form factor  $F(q^2)$  producing the timelike lepton pair  $\text{HdQ}^* \rightarrow \text{HdQ} + \gamma^*$  can be significantly lighter than the standard QCD mass scale since it reflects the large size structure of the HdQ due to the repulsive interactions within each of the three duodiquarks. This can cause a  $\lambda$  parameter of order 10 MeV in the transition  $\text{HdQ}^* \rightarrow \text{HdQ}$  form factor as required by our fit. The conclusion from these arguments is that an excitation of the HdQ Fock state of  ${}^4\text{He}$  can account for the excellent fit and parameters in Fig.3 to the ATOMKI signal template.

We note that the hexadiquark state is predicted to exist as a hidden-color QCD Fock state within every nucleus containing an alpha particle. Each such nucleus will also have HdQ hidden color excitations; the resulting  $\text{HdQ}^*$  decays should therefore also be observed in lepton pair decays from excitations of  ${}^8\text{Be}$  and  ${}^{12}\text{C}$ . HdQ transitions *cannot* occur in  $A = 3$  nuclei, in deuterium, or in nucleons (all of which contain less than 12 quarks) and therefore will not be observed in experiments that use these targets. However, other hidden-color singlet Fock states in  $A < 4$  nuclei that use the repulsive  $6_C$  representation of  $\text{SU}(3)_C$  also allow for new radial and orbital excitations with unconventional decays.

There are other important tests of the HdQ description of the ATOMKI signal. The hexadiquark composition of  ${}^4\text{He}$  should also be observed as a peak in the missing mass in  $e + {}^4\text{He} \rightarrow e' + X$ . One can also detect the diquark composition of the nucleus by observing  $e + {}^4\text{He} \rightarrow e' + [ud] + X$  where the  $[ud]$ -diquark jet [30] is produced opposite to the scattered electron. As noted previously, the  $\text{HdQ}^*$  decay will also emit a real photon with energy close to 17.9 MeV for the  $L = 1$  excitation.

### Summary

We have presented a hidden-color QCD solution to the ATOMKI anomaly in  ${}^4\text{He}$ . The calculation of the  $m_{e^+e^-}$  invariant mass spectrum in the electromagnetic transition  ${}^4\text{He}^*(E^*) \rightarrow {}^4\text{He} + e^+e^-$  and the observed differential and total width of the decay can be fit to an electromagnetic decay with a new 17.9 MeV excitation of  ${}^4\text{He}$ . In one possible scenario, the proton + tritium collision first produces a conventional excited state  ${}^4\text{He}^*$  which decays by photon emission to an excitation of the QCD Fock state. The  $\text{HdQ}^*$  excitation may be produced by direct proton capture as well. Taking into account the small mass difference  $\Delta m$  between the excited and ground states of the  ${}^4\text{He}$  nuclei in comparison with the nuclear mass  $(m - m_0)^2/m^2 = 3 \cdot 10^{-5} \ll 1$ , we found a simple expression for the differential width of this decay. The total width depends only on the mass difference  $\Gamma_{E0} \propto \Delta m^5$  in the limit of negligible electron mass. The  $m_{e^+e^-}$  distribution is a smooth function between the limits of  $2m_e$  and  $\Delta m$ .

We have also demonstrated that it does not appear possible to describe the ATOMKI excesses by the electromagnetic decay  ${}^4\text{He}^*(20.21) \rightarrow {}^4\text{He} + \gamma^* \rightarrow {}^4\text{He} + e^+e^-$ . Although a form factor can be introduced to the electromagnetic transition of the 20.21 MeV excited state of  ${}^4\text{He}^*$  that creates a peak close to 17 MeV, the width of the distribution disagrees with the data template value. This attempt to fit ATOMKI signal with a variety of plausible form factor models fails to describe the anomaly.

We have shown that it is possible to reproduce the shape of the ATOMKI signal template by introducing the new  $J^P = 0^+$  and  $J^P = 1^-$  excitations of the hexadiquark Fock state in  ${}^4\text{He}$ . Our work is motivated by the predicted existence of the color-singlet hexadiquark state which mixes with the conventional  $|nnpp\rangle$  nuclear physics state of  ${}^4\text{He}$  [29], thus offering a hidden-color explanation of its anomalously large binding energy. We show that the excitation and subsequent electromagnetic decay of the HdQ in  ${}^4\text{He}$  nuclear transitions can provide a QCD-based explanation of the production of the ATOMKI electron-positron pair by introducing a new  ${}^4\text{He}^*$  excited state with energy very close to 17.9 MeV above the ground state.

## Acknowledgements

J.R.W. acknowledges partial support from the LDRD program of Lawrence Berkeley National Laboratory and the EIC Center at Thomas Jefferson National Accelerator Laboratory. V.K. acknowledges support by the U.S. Department of Energy, Office of Science, Office of Nuclear Physics under contracts DE-AC05-06OR23177. JLAB-PHY-22-3641. The work of S.J.B. was supported in part by the Department of Energy under Contract No. DE-AC02-76SF00515. SLAC-PUB-17683.

- 
- [1] A. J. Krasznahorkay, M. Csatlós, L. Csige, J. Gulyás, A. Krasznahorkay, B. M. Nyakó, I. Rajta, J. Timár, I. Vajda and N. J. Sas, *Phys. Rev. C* **104**, no.4, 044003 (2021) doi:10.1103/PhysRevC.104.044003 [arXiv:2104.10075 [nucl-ex]].
  - [2] A.J. Krasznahorkay, M. Csatlós, L. Csige et al. arXiv:1910.10459 [nucl-ex], (2019).
  - [3] A.J. Krasznahorkay et al., *Phys. Rev. Lett.* **116**, 042501, (2016).
  - [4] N. J. Sas, A. J. Krasznahorkay, M. Csatlós, J. Gulyás, B. Kertész, A. Krasznahorkay, J. Molnár, I. Rajta, J. Timár and I. Vajda, *et al.* [arXiv:2205.07744 [nucl-ex]].
  - [5] M. Battaglieri, A. Belloni, A. Chou, P. Cushman, B. Echenard, R. Essig, J. Estrada, J. L. Feng, B. Flaughner and P. J. Fox, *et al.* [arXiv:1707.04591 [hep-ph]].
  - [6] B. Fornal, *Int. J. Mod. Phys. A* **32**, 1730020 (2017) doi:10.1142/S0217751X17300204 [arXiv:1707.09749 [hep-ph]].
  - [7] J. L. Feng, B. Fornal, I. Galon, S. Gardner, J. Smolinsky, T. M. P. Tait and P. Tanedo, *Phys. Rev. D* **95**, no.3, 035017 (2017) doi:10.1103/PhysRevD.95.035017 [arXiv:1608.03591 [hep-ph]].
  - [8] M. Viviani, E. Filandri, L. Girlanda, C. Gustavino, A. Kievsky, L. E. Marcucci and R. Schiavilla, *Phys. Rev. C* **105**, no.1, 014001 (2022) doi:10.1103/PhysRevC.105.014001 [arXiv:2104.07808 [nucl-th]].
  - [9] G. L. Castro and N. Quintero, *Phys. Rev. D* **103**, no.9, 093002 (2021) doi:10.1103/PhysRevD.103.093002 [arXiv:2101.01865 [hep-ph]].
  - [10] P. Agrawal, M. Bauer, J. Beacham, A. Berlin, A. Boyarsky, S. Cebrian, X. Cid-Vidal, D. d’Enterria, A. De Roeck and M. Drewes, *et al.* *Eur. Phys. J. C* **81**, no.11, 1015 (2021) doi:10.1140/epjc/s10052-021-09703-7 [arXiv:2102.12143 [hep-ph]].
  - [11] J. Alexander, M. Battaglieri, B. Echenard, R. Essig, M. Graham, E. Izaguirre, J. Jaros, G. Krnjaic, J. Mardon and D. Morrissey, *et al.* [arXiv:1608.08632 [hep-ph]].
  - [12] J. Backens and M. Vanderhaeghen, *Phys. Rev. Lett.* **128**, no.9, 091802 (2022) doi:10.1103/PhysRevLett.128.091802 [arXiv:2110.06055 [hep-ph]].
  - [13] J. Kozaczuk, D. E. Morrissey and S. R. Stroberg, *Phys. Rev. D* **95**, no.11, 115024 (2017) doi:10.1103/PhysRevD.95.115024 [arXiv:1612.01525 [hep-ph]].
  - [14] E. Depero *et al.* [NA64], *Eur. Phys. J. C* **80**, no.12, 1159 (2020) doi:10.1140/epjc/s10052-020-08725-x [arXiv:2009.02756 [hep-ex]].
  - [15] T. Kitahara and Y. Yamamoto, *Phys. Rev. D* **95**, no.1, 015008 (2017) doi:10.1103/PhysRevD.95.015008 [arXiv:1609.01605 [hep-ph]].
  - [16] J. Feng, T. Tait and C. Verhaaren, *Phys. Rev. D* **102**, no.3, 036016 (2020) doi:10.1103/PhysRevD.102.036016 [arXiv:2006.01151 [hep-ph]].
  - [17] X. Zhang and G. A. Miller, *Phys. Lett. B* **773**, 159-165 (2017) doi:10.1016/j.physletb.2017.08.013 [arXiv:1703.04588 [nucl-th]].
  - [18] X. Zhang and G. A. Miller, *Phys. Lett. B* **813**, 136061 (2021) doi:10.1016/j.physletb.2021.136061 [arXiv:2008.11288 [hep-ph]].
  - [19] C. Frugiuele, E. Fuchs, G. Perez and M. Schlaffer, *Phys. Rev. D* **96**, no.1, 015011 (2017) doi:10.1103/PhysRevD.96.015011 [arXiv:1602.04822 [hep-ph]].
  - [20] L. Delle Rose, S. Khalil, S. J. D. King and S. Moretti, *Front. in Phys.* **7**, 73 (2019) doi:10.3389/fphy.2019.00073 [arXiv:1812.05497 [hep-ph]].
  - [21] D. Banerjee *et al.* [NA64], *Phys. Rev. Lett.* **120**, no.23, 231802 (2018) doi:10.1103/PhysRevLett.120.231802 [arXiv:1803.07748 [hep-ex]].
  - [22] J. A. Dror, R. Lasenby and M. Pospelov, *Phys. Rev. Lett.* **119**, no.14, 141803 (2017) doi:10.1103/PhysRevLett.119.141803 [arXiv:1705.06726 [hep-ph]].
  - [23] D. S. M. Alves and N. Weiner, *JHEP* **07**, 092 (2018) doi:10.1007/JHEP07(2018)092 [arXiv:1710.03764 [hep-ph]].
  - [24] A. Ariga *et al.* [FASER], *Phys. Rev. D* **99**, no.9, 095011 (2019) doi:10.1103/PhysRevD.99.095011 [arXiv:1811.12522 [hep-ph]].
  - [25] A. C. Hayes, J. L. Friar, G. M. Hale and G. T. Garvey, *Phys. Rev. C* **105**, no.5, 055502 (2022) doi:10.1103/PhysRevC.105.055502 [arXiv:2106.06834 [nucl-th]].
  - [26] O. Seto and T. Shimomura, *Phys. Rev. D* **95**, no.9, 095032 (2017) doi:10.1103/PhysRevD.95.095032 [arXiv:1610.08112 [hep-ph]].
  - [27] O. Seto and T. Shimomura, *JHEP* **04**, 025 (2021) doi:10.1007/JHEP04(2021)025 [arXiv:2006.05497 [hep-ph]].
  - [28] T. Walcher, *Phys. Lett. B* **31**, 442-444 (1970) doi:10.1016/0370-2693(70)90148-6

- [29] J. Rittenhouse West, S. J. Brodsky, G. F. de Teramond, A. S. Goldhaber and I. Schmidt, Nucl. Phys. A **1007**, 122134 (2021) doi:10.1016/j.nuclphysa.2020.122134 [arXiv:2004.14659 [hep-ph]].
- [30] E. M. Ilgenfritz, J. Kripfganz and A. Schiller, “Fragmentation of Quark and Diquark Jets,” Acta Phys. Polon. B **9**, 881 (1978) KMU-HEP-7802.
- [31] S. J. Brodsky, C. R. Ji and G. P. Lepage, Phys. Rev. Lett. **51**, 83 (1983) doi:10.1103/PhysRevLett.51.83
- [32] S. J. Brodsky and B. T. Chertok, Phys. Rev. D **14**, 3003-3020 (1976) doi:10.1103/PhysRevD.14.3003
- [33] R. L. Jaffe, “Exotica,” Phys. Rept. **409**, 1-45 (2005) doi:10.1016/j.physrep.2004.11.005 [arXiv:hep-ph/0409065 [hep-ph]].
- [34] J. Rittenhouse West, [arXiv:2009.06968 [hep-ph]].