

The Case for RISP: A Reduced Instruction Spiking Processor

James S. Plank, ChaoHui Zheng, Bryson Gullett, Nicholas Skuda,
Charles Rizzo, Catherine D. Schuman, Garrett S. Rose
EECS Department, University of Tennessee, Knoxville, TN, USA

Abstract—In this paper, we introduce *RISP*, a reduced instruction spiking processor. While most spiking neuroprocessors are based on the brain, or notions from the brain, we present the case for a spiking processor that simplifies rather than complicates. As such, it features discrete integration cycles, configurable leak, and little else. We present the computing model of *RISP* and highlight the benefits of its simplicity. We demonstrate how it aids in developing hand built neural networks for simple computational tasks, detail how it may be employed to simplify neural networks built with more complicated machine learning techniques, and demonstrate how it performs similarly to other spiking neuroprocessors.

I. INTRODUCTION

Since the 1960s, researchers have turned to the brain for inspiration on how to build novel computing devices. This has led to several waves of research on spiking neuroprocessors [28]. In our previous research, we have explored all facets of neuroprocessors, from fabrication and nanotechnology [2], [4], to circuits and systems [11], [29] to applications and simulations [9], [15], to data encoding and decoding [31], to machine learning [25], [30]. Informed especially by our development of several neuroprocessors [6], [8], [19], [20], we have been motivated to research what happens when we simplify, rather than complicate. The result is *RISP*, a Reduced Instruction Spiking Processor.

RISP features integrate-and fire-neurons with discrete integration cycles. Synaptic delays are also discrete, and synaptic weights and neuron thresholds may be configured as either discrete or analog. Besides the aforementioned parameters, the only other configurable feature of *RISP* is that neurons may either retain their activation potentials indefinitely, or they may leak away completely at each integration cycle. There are no other complicating features of *RISP* that are in many other neuroprocessors, such as plasticity, refractory periods, custom integration techniques, complicated leak models and learning rules. In this paper we define *RISP* and detail some of its attractive properties. Our goal is to demonstrate that a simple neuroprocessor like *RISP* is viable alternative to more complicated neuroprocessors.

II. RELATED WORK

There are several neuroprocessor models, typically implemented in simulation, that are commonly used in the literature to explore and evaluate spiking neural networks and neuromorphic-style computation. These tend to be focused on one particular domain at a time. For example, there are a set

of simulators that target computational neuroscience simulations, including NEST [10], [12], NEURON [5], Brian [13], Brian2 [35], Nengo [3], GeNN [37] and Brian2GeNN [36]. Though these simulators tend to have significant flexibility in the types of computation that can be achieved, with large variation in the types of neuron and synapse models that can be implemented, that flexibility often comes at the price of slow simulation times for even simple networks, making it difficult to use those simulators to evaluate new types of algorithms [16]. There are also simulators that primarily target machine learning-style computation with spiking neural networks, including BindsNET [14] and NengoDL [27]. Because these simulation environments focus on the machine learning use case of spiking neural networks, their functionality is often restricted to accommodate that behavior. Finally, there are simulation frameworks that primarily target particular neuromorphic hardware implementations, including NEMO [22], which targets IBM’s TrueNorth [17], and NengoLoihi, which targets Intel’s Loihi [7]. These simulators are focused on capturing the functionality of the underlying hardware and can also restrict the types of evaluations that can occur on those systems or perform prohibitively slowly [16].

III. RISP SPECIFICATION

In *RISP*, each neuron has two configurable parameters: a threshold, and whether or not the neuron leaks. As with most spiking neuroprocessors, each neuron stores an action potential, whose value may be increased or decreased by spikes on incoming synapses. Processing works in discrete timesteps, where incoming spikes are integrated over the timestep, and it is the neuron’s action potential at the end of the timestep that determines whether or not the neuron fires. When a neuron is configured with leak enabled, then if a neuron does not fire at the end of the integration cycle, its action potential is reset to zero. Without leak, neurons retain their action potentials across time steps.

Because of the integration cycle of neurons, synapses only have unit delays. Like neurons, synapses may be configured to either have discrete weights or analog weights. There is no restriction on connectivity, or the number of synapses that may come into or go out of a neuron.

Certain neurons may be designated as input neurons that may receive spikes from the outside world. Similarly, neurons may be specified to be output neurons, whose spikes may be monitored by the outside world.

To be precise, a RISP network is defined by 8 sets:

- 1) N Neurons: $V = \{v_0, v_1, \dots, v_{N-1}\}$
- 2) N Thresholds: $T = \{t_0, t_1, \dots, t_{N-1}\} | t_i \in \mathcal{R} \text{ or } \mathcal{Z}$
- 3) N Leaks: $L = \{l_0, l_1, \dots, l_{N-1}\} | t_i \in \{T, F\}$
- 4) M Synapses: $E = \{e_0, e_1, \dots, e_{M-1}\} | e_i = (v_j \rightarrow v_k)$
- 5) M Weights: $W = \{w_0, w_1, \dots, w_{M-1}\} | w_i \in \mathcal{R} \text{ or } \mathcal{Z}$
- 6) M Delays: $D = \{d_0, d_1, \dots, d_{M-1}\} | d_i \in \mathcal{Z}$
- 7) Input neurons: $I \subseteq V$.
- 8) Output neurons: $O \subseteq V$.

Figure 1 shows a very simple RISP network that computes the binary AND of two inputs A and B [26]. When spikes are applied to both input neurons at timestep 0, then the output neuron X 's action potential is increased to a value of two at timestep 1. As such, it fires. If a spike is applied to one of A or B , but not to the other, then X 's action potential only reaches a value of one, and therefore it does not fire. Moreover, since it is configured with leak, its action potential is reset to zero, and the network is ready to compute a new AND at the next timestep.

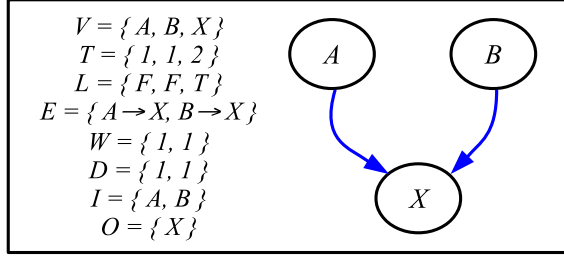


Fig. 1. An example RISP network that computes the binary AND of inputs A and B . The output neuron must be configured with leak, so that when one input spikes and the other doesn't, the action potential is reset to zero for the next problem.

IV. ATTRACTIVENESS OF RISP

RISP's simplicity is attractive in many pragmatic respects. We detail them in the sections below.

A. Hand Constructing Networks

Because of its simplicity, it is a straightforward matter to construct RISP networks by hand, rather than by machine learning or other optimization techniques. This can be useful, either for solving simple problems, or for composing larger neural networks.

We present an example in Figure 2. This network calculates which input neuron, I_X or I_Y , spikes more over an interval of t timesteps. If I_X spikes more, then O_X spikes exactly once, at timestep $t + 1$. If I_Y spikes more, then O_Y spikes exactly once, at timestep $t + 1$. If they spike equally, then neither spikes, although it is a straightforward matter to add an extra synapse to break ties in favor of I_X or I_Y . There is a bias neuron that is required to spike once at timestep 0. The network clears itself, and may be reused for more inputs at timestep $t + 1$.

This type of network is useful for composing spiking neural networks, perhaps created by other methodologies

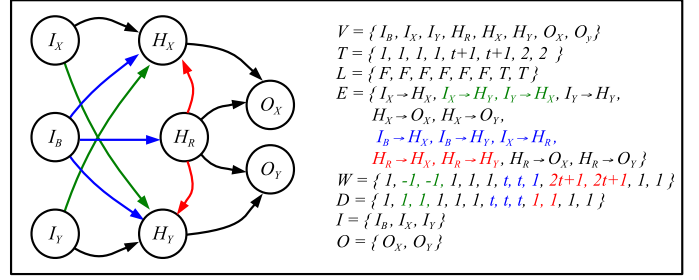


Fig. 2. RISP network that computes which input, I_X or I_Y , fires more over an interval of t timesteps. The synapses are colored to facilitate reading the elements of the sets E , W and D .

(e.g., backpropagation [33], [34] or genetic algorithms [30]). For example, some neural networks, like the one we show later in section IV-B, require their outputs to be interpreted by voting among two output neurons. The network in Figure 2 performs this interpretation, which can in turn be used as inputs to other spiking neural networks, or even as control signals for a physical device.

There have been other research projects that construct spiking neural networks that may be implemented by RISP, either by targeting RISP explicitly, or by targeting a neural network that conforms to the RISP specifications. For example, in our previous work, we have constructed RISP networks that perform binary operations on a variety of input/output encodings and decodings, and RISP networks that convert between encodings/decodings [26]. The Whetstone training methodology uses backpropagation and a “sharpening” activation function to train deep spiking neural networks that may be implemented on RISP [33], and to reduce the size of the resulting networks, we developed a convolutional “kernel” on RISP [25]. Monaco and Vidiola’s integer factorization sieve [21] may be implemented on RISP.

B. Network Simplification

RISP’s simplicity makes it straightforward to analyze network behavior to simplify and improve the networks. As an example, consider the spiking neural network in Figure 3. This network was trained by the genetic algorithm EONS [30] to solve the cart-pole problem. In this problem, there is a cart enclosed on a fixed-size road, and on the cart is a pole on a hinge that can fall left or right. The goal of the problem is to push the cart left and right at fixed power, and keep both the cart on the road and the pole balanced.

To solve this with RISP and EONS, we selected an input encoding technique where each input value corresponds to two input neurons, with negative values spiked into one neuron (e.g. I_{X-}) and positive values spiked into another (e.g. I_{X+}). The magnitude of the value is converted into a number of spikes, from one to four, and the spikes all have unit weights.

There are two output neurons, O_L and O_R , which correspond to pushing the cart left and right respectively. The spiking neural network “runs” the application by working in discrete simulated time intervals of 0.02 seconds. At the

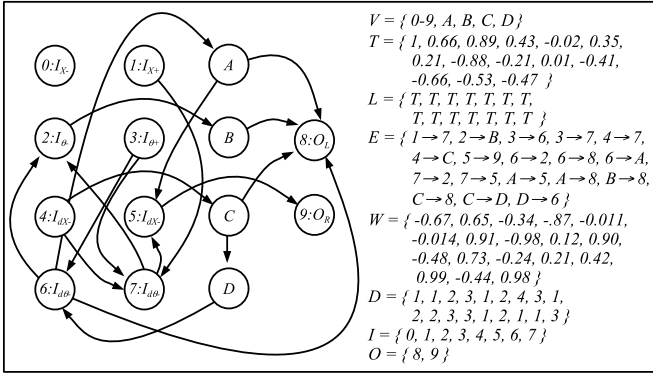


Fig. 3. RISP network to solve the cart-pole problem. There are four inputs, X , θ , dX , and $d\theta$, which report the cart's horizontal position, angle from vertical, horizontal speed and angle speed. Inputs are split over two neurons, and spike one to four times with unit values. There are two outputs, O_L and O_R for boosting the cart left and right, and the decision is made by voting. This network was created by the genetic algorithm, EONS.

beginning of each interval, the inputs are converted to spikes and applied to the appropriate input neurons. The neural network then runs for 50 timesteps, and the number of spikes on O_L and O_R are compared. If O_R spikes more, then the cart is pushed right. Otherwise, the cart is pushed left. (Interestingly, a network like the one in Figure 2 can be used to turn the votes into a single spike for pushing the cart).

With EONS, we train the spiking neural network using ten random starting positions for the cart and pole, and run the genetic algorithm until a network has been trained to keep the cart on the road and the pole balanced for five simulated minutes in each of the ten starting positions. In a testing phase, the network in Figure 3 keeps the cart on the road and the pole balanced for an average of 4 minutes and 42 seconds on 100 randomly chosen starting positions. As shown in the figure, the network has four hidden neurons and 18 synapses. The neuron thresholds and synapse weights are floating point numbers whose values are rounded on the picture.

Because of the simplicity of RISP and of the input encoding, we can simplify this network with the goals being:

- Reduce the number of neurons and synapses.
- Set neuron thresholds and synapse weights to 1 or -1.

Both goals allow our networks to be implemented more simply, and to consume less power while executing. An example of this simplification is to consider the neurons 2, B and 8 in Figure 3. Since the synapse $2 \rightarrow B$ has a weight of 0.65 and delay of 2, and neuron B has a threshold of -0.66, we may deduce that whenever neuron 2 fires, neuron B will fire one timestep later. Further, because the synapse $B \rightarrow 8$ is the only post-synapse to neuron B , and its delay is two, we may simply delete neuron B , and replace its pre and post synapses with a synapse $2 \rightarrow 8$ whose delay is 3.

In a separate analysis, we observe that all four pre-synapses to neuron 8 have weights that exceed the neuron's threshold of -0.21. Therefore, we may set the weights of all of these synapses equal to one, and set the threshold of neuron 8 to

one as well.

By applying observations such as these, we may simplify the network in Figure 3 into the one in Figure 4. This network has only one hidden neuron, a reduction of 75 percent, and 15 synapses, a reduction of 17 percent. Moreover, seven of the neuron thresholds (64 percent) and nine of the synapse weights (60 percent) have been set to one.

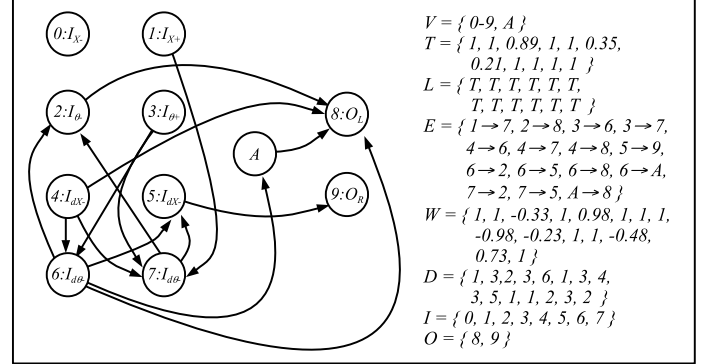


Fig. 4. RISP network that is equivalent to the network in Figure 3, but has been simplified. It has three fewer neurons and three fewer synapses. Moreover, seven of the neuron thresholds and nine of the synapse weights have been set to one. Therefore, this network is simpler to implement and should require less power consumption. Its performance on the application is the same.

One of our current research projects is to implement these and similar observations to simplify RISP networks. We are also attempting stochastic and enumeration techniques to simplify the networks using empirical observations. These techniques are enabled by the fact that RISP is simple, and does not have features such as plasticity, complex learning rules and refractory periods, that complicate the analysis of the networks.

C. Genetic Training and Simulation Speed

Over the past seven years, the TENNLab research group has performed many explorations of real-time control applications with spiking neuroprocessors [1], [18], [23], [31]. One of the easiest of these is the cart-pole application mentioned in section IV-B. In this section, we perform a small experiment using a genetic optimization of spiking neural networks on the cart-pole application, to see whether RISP trains similarly to other spiking processors. We use the same input encoding as in section IV-B. We perform six sets of optimizations using the EONS genetic algorithm and the TENNLab neuromorphic computing framework [24], [30], [32]. These are listed in Table I.

The first four processors listed are the four variants of RISP. The fourth is Caspian [20], developed at Oak Ridge National Laboratory and implemented on FPGA's, with a very fast simulator. The fifth is DANNA2, developed by TENNLab and implemented on FPGA's, with a VLSI workflow [19].

We performed a simple genetic optimization composed of populations of 500 networks optimizing over 100 epochs, with 10 random starting positions of the cart and pole. For each

Label	Processor	Values	Leak	Features
RISP-A	RISP	Analog	No	None
RISP-D	RISP	Discrete	No	None
RISP-A-L	RISP	Analog	Yes	None
RISP-D-L	RISP	Discrete	Yes	None
Caspian	Caspian	Discrete	Yes	None
DANNA2	DANNA2	Discrete	Yes	Refractory

TABLE I
NEUROPROCESSORS TESTED IN A GENETIC TRAINING EXPERIMENT ON
THE CART-POLE PROBLEM.

neuroprocessor in Table I, we performed 100 independent optimizations.

In Figure 5, we show both training and testing results for the neuroprocessors.

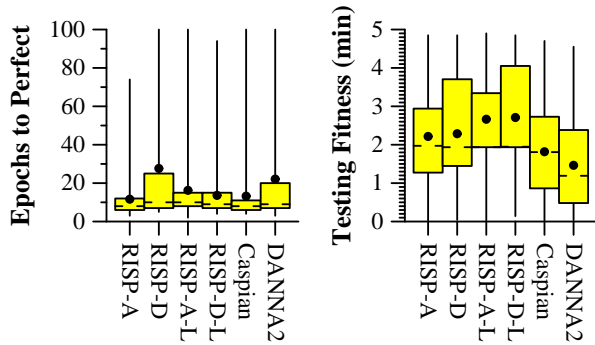


Fig. 5. Results of training and testing the cart-pole application using the EONS genetic algorithm.

Because cart-pole is such a simple application, all of the neuroprocessors train to a perfect fitness in nearly every run. The left graph in Figure 5 shows a tukey plot of the number of epochs until perfect training fitness is achieved (keeping the pole balanced and the cart in position for 5 simulated minutes for each of the 10 training episodes). RISP’s training success is similar to the others, with RISP-D requiring more epochs than the others.

To test, we run the final trained network on 100 episodes of cart-pole with different starting positions than the training runs, and record their average values. A “perfect” training run lasts five simulated minutes. The values for the 100 episodes are averaged, and the tukey plots for the 100 runs are shown on the right side of Figure 5. RISP’s testing performance was superior to the others, on average, but we are hesitant to draw conclusions without performing a larger study.

The speed of simulation impacts the speed of training. Caspian, and the three RISP processors with the exception of RISP-D took between 40 and 83 minutes to complete all 100 of their training runs. RISP-D was slower, at nearly 4 hours, most likely because of the increased number of training epochs. DANNA2’s simulator is much slower, requiring 27 hours to complete. For reference, our NengoLoihi runs took a day to complete an average of 5 epochs, while dedicating 10 processors to each training run (the others used a single processor).

We conclude from this study that RISP is viable alternative to the other neuroprocessors for training via genetic algorithm. Its simple features do not hinder the success of training, and its simulation speed is excellent.

V. CONCLUSION

In this paper, we introduce RISP, a Reduced Instruction Spiking Processor, whose goal is to explore the effectiveness of simplifying spiking neuroprocessors. RISP features integrate-and-fire neurons, unit integration cycles and therefore unit synaptic delays, and either analog or discrete weights and thresholds. The only other feature is that neurons may leak their action potentials at each cycle, or they may retain them.

In this paper, we demonstrate how RISP’s simplicity enables the hand-construction of networks, and how it allows us to reason about pre-trained networks to simplify them. Finally, we perform a very simple experiment with genetic training on a control application to show that RISP trains on par with other neuroprocessors that contain more features.

Our near-future plan with RISP is to implement a network compiler that renders RISP networks on inexpensive micro-controllers like the RP2040 (\$5) and FPGA’s like the UPduino (\$25). We anticipate that RISP’s simplicity should lead to very clean implementations, featuring high density of neurons and synapses on these inexpensive devices. The devices may then be used in physical experiments such as the ones we performed with the robots NeoN and GRANT [1], [18].

The bottom line is that simplicity in a spiking neuroprocessor has multiple advantages, and is worth exploring as an alternative to neuroprocessors with more complicated, albeit potentially bio-realistic features. Our goal with RISP is for it to be the “simple” option as a spiking neuroprocessor in applications and scenarios that desire to explore spiking neuroprocessors as their solutions.

VI. ACKNOWLEDGMENTS

This research was supported in part by an Air Force Research Laboratory Information Directorate grant (FA8750-19-1-0025).

REFERENCES

- [1] J. D. Ambrose, A. Z. Foshie, M. E. Dean, J. S. Plank, G. S. Rose, J. P. Mitchell, C. D. Schuman, and G. Bruer. GRANT: Ground roaming autonomous neuromorphic targeter. In *IJCNN: The International Joint Conference on Neural Networks*, July 2020.
- [2] K. Beckmann, W. Olin-Ammentorp, G. Chakma, S. Amer, G. S. Rose, C. Hobbs, J. Van Nostrand, M. Rodgers, and N. C. Cady. Towards synaptic behavior of nanoscale reram devices for neuromorphic computing applications. *ACM Journal on Emerging Technologies in Computing Systems*, 16(2), April 2020.
- [3] Trevor Bekolay, James Bergstra, Eric Hunsberger, Travis DeWolf, Terrence C Stewart, Daniel Rasmussen, Xuan Choo, Aaron Voelker, and Chris Eliasmith. Nengo: a python tool for building large-scale functional brain models. *Frontiers in neuroinformatics*, 7:48, 2014.
- [4] N. C. Cady, K. Beckmann, W. Olin-Ammentorp, G. Chakma, S. Amer, R. Weiss, S. Sayyaparaju, M. Adnan, J. Murray, M. Dean, J. Plank, G. Rose, and J. Van Nostrand. Full CMOS-memristor implementation of a dynamic neuromorphic architecture. In *43rd Annual GOMACTech Conference*, Miami, March 2018.
- [5] Nicholas T Carnevale and Michael L Hines. *The NEURON book*. Cambridge University Press, 2006.

- [6] G. Chakma, Mark E. Dean, G. S. Rose, K. Beckmann, H. Manem, and N. Cady. A hafnium-oxide memristive dynamic adaptive neural network array. In *International Workshop on Post-Moore's Era Supercomputing (PMES)*, Salt Lake City, UT, November 2016.
- [7] Mike Davies, Narayan Srinivasa, Tsung-Han Lin, Gautham China, Yongqiang Cao, Sri Harsha Choday, Georgios Dimou, Prasad Joshi, Nabil Imam, Shweta Jain, et al. Loihi: A neuromorphic manycore processor with on-chip learning. *IEEE Micro*, 38(1):82–99, 2018.
- [8] M. E. Dean, C. D. Schuman, and J. D. Birdwell. Dynamic adaptive neural network array. In *13th International Conference on Unconventional Computation and Natural Computation (UCNC)*, pages 129–141, London, ON, July 2014. Springer.
- [9] A. W. Disney, J. S. Plank, and M. Dean. Four simulators of the DANNA neuromorphic computing architecture. In *International Conference on Neuromorphic Computing Systems*, Knoxville, TN, July 2018. ACM.
- [10] Jochen M Eppler, Moritz Helias, Eilif Muller, Markus Diesmann, and Marc-Oliver Gewaltig. PyNEST: a convenient interface to the NEST simulator. *Frontiers in neuroinformatics*, 2:12, 2009.
- [11] A. Z. Foshie, N. N. Chakraborty, J. J. Murray, T. J. Fowler, M. S. A. Shawkat, and G. S. Rose. A multi-context neural core design for reconfigurable neuromorphic arrays. In *IEEE Computer Society Annual Symposium on VLSI (ISVLSI)*, pages 67–72, July 2021.
- [12] Marc-Oliver Gewaltig and Markus Diesmann. NEST (NEural Simulation Tool). *Scholarpedia*, 2(4):1430, 2007.
- [13] Dan FM Goodman and Romain Brette. Brian: a simulator for spiking neural networks in python. *Frontiers in neuroinformatics*, 2:5, 2008.
- [14] Hananel Hazan, Daniel J. Saunders, Hassaan Khan, Devdhar Patel, Darpan T. Sanghavi, Hava T. Siegelmann, and Robert Kozma. Bind-sNET: A machine learning-oriented spiking neural networks library in python. *Frontiers in Neuroinformatics*, 12:89, 2018.
- [15] S. Kulkarni, M. Parsa, J. P. Mitchell, and C. D. Schuman. Benchmarking the performance of neuromorphic and spiking neural simulators. *Neurocomputing*, 447:145–160, 2021.
- [16] Shruti R Kulkarni, Maryam Parsa, J Parker Mitchell, and Catherine D Schuman. Benchmarking the performance of neuromorphic and spiking neural network simulators. *Neurocomputing*, 447:145–160, 2021.
- [17] Paul A Merolla, John V Arthur, Rodrigo Alvarez-Icaza, Andrew S Cassidy, Jun Sawada, Filipp Akopyan, Bryan L Jackson, Nabil Imam, Chen Guo, Yutaka Nakamura, et al. A million spiking-neuron integrated circuit with a scalable communication network and interface. *Science*, 345(6197):668–673, 2014.
- [18] J. P. Mitchell, G. Bruer, M. E. Dean, J. S. Plank, G. S. Rose, and C. D. Schuman. NeoN: Neuromorphic control for autonomous robotic navigation. In *IEEE 5th International Symposium on Robotics and Intelligent Sensors*, pages 136–142, Ottawa, Canada, October 2017.
- [19] J. P. Mitchell, M. E. Dean, G. Bruer, J. S. Plank, and G. S. Rose. DANNA 2: Dynamic adaptive neural network arrays. In *International Conference on Neuromorphic Computing Systems*, Knoxville, TN, July 2018. ACM.
- [20] J. P. Mitchell, C. D. Schuman, R. M. Patton, and T. E. Potok. Caspian: A neuromorphic development platform. In *NICE: Neuro-Inspired Computational Elements Workshop*. ACM, March 2020.
- [21] J. V. Monaco and M. M. Vindiola. Integer factorization with a neuromorphic sieve. *CoRR*, abs/1703.03768, 2017.
- [22] Mark Plagge, Christopher D Carothers, Elsa Gonsiorowski, and Neil Mcglohon. Nemo: A massively parallel discrete-event simulation model for neuromorphic architectures. *ACM Transactions on Modeling and Computer Simulation (TOMACS)*, 28(4):1–25, 2018.
- [23] J. S. Plank, C. Rizzo, K. Shahat, G. Bruer, T. Dixon, M. Goin, G. Zhao, J. Anantharaj, C. D. Schuman, M. E. Dean, G. S. Rose, N. C. Cady, and J. Van Nostrand. The TENNLab suite of LIDAR-based control applications for recurrent, spiking, neuromorphic systems. In *44th Annual GOMACTech Conference*, Albuquerque, March 2019.
- [24] J. S. Plank, C. D. Schuman, G. Bruer, M. E. Dean, and G. S. Rose. The TENNLab exploratory neuromorphic computing framework. *IEEE Letters of the Computer Society*, 1(2):17–20, July-Dec 2018.
- [25] J. S. Plank, J. Zhao, and B. Hurst. Reducing the size of spiking convolutional neural networks by trading time for space. In *IEEE International Conference on Rebooting Computing (ICRC)*, pages 116–125. IEEE, December 2020.
- [26] J. S. Plank, C. Zheng, C. D. Schumann, and C. Dean. Spiking neuromorphic networks for binary tasks. In *International Conference on Neuromorphic Computing Systems (ICONS)*, pages 1–8. ACM, 2021.
- [27] Daniel Rasmussen. NengoDL: Combining deep learning and neuromorphic modelling methods. *Neuroinformatics*, 17(4):611–628, 2019.
- [28] K. Roy, A. Jaiswal, and P. Panda. Towards spike-based machine intelligence with neuromorphic computing. *Nature*, 575:607 – 617, 2019.
- [29] S. Sayyaparaju, M. M. Adnan, S. Amer, and G. S. Rose. Device-aware circuit design for robust memristive neuromorphic systems with stdp-based learning. *ACM Journal on Emerging Technologies in Computing Systems*, 16(3), May 2020.
- [30] C. D. Schuman, J. P. Mitchell, R. M. Patton, T. E. Potok, and J. S. Plank. Evolutionary optimization for neuromorphic systems. In *NICE: Neuro-Inspired Computational Elements Workshop*, 2020.
- [31] C. D. Schuman, J. S. Plank, G. Bruer, and J. Anantharaj. Non-traditional input encoding schemes for spiking neuromorphic systems. In *IJCNN: The International Joint Conference on Neural Networks*, pages 1–10, Budapest, 2019.
- [32] C. D. Schuman, J. S. Plank, M. Parsa, S. R. Kulkarni, N. Skuda, and J. P. Mitchell. A software framework for comparing training approaches for spiking neuromorphic systems. In *IJCNN: The International Joint Conference on Neural Networks*, pages 1–10, July 2021.
- [33] W. Severa, C. M. Vineyard, R. Dellana, S. J. Verzi, and J. B. Aimone. Training deep neural networks for binary communication with the Whetstone method. *Nature Machine Intelligence*, 1:86–94, January 2019.
- [34] S. B. Shrestha and G. Orchard. SLAYER: Spike layer error reassignment in time. In S. Bengio, H. Wallach, H. Larochelle, K. Grauman, N. Cesa-Bianchi, and R. Garnett, editors, *Advances in Neural Information Processing Systems 31*, pages 1412–1421. Curran Associates, Inc., 2018.
- [35] Marcel Stimberg, Romain Brette, and Dan FM Goodman. Brian 2, an intuitive and efficient neural simulator. *Elife*, 8:e47314, 2019.
- [36] Marcel Stimberg, Dan FM Goodman, and Thomas Nowotny. Brian2GeNN: accelerating spiking neural network simulations with graphics hardware. *Scientific Reports*, 10(1):1–12, 2020.
- [37] Esin Yavuz, James Turner, and Thomas Nowotny. GeNN: a code generation framework for accelerated brain simulations. *Scientific reports*, 6:18854, 2016.