

Belief-selective Propagation Detection for MIMO Systems

Wenyue Zhou, Yifei Shen, Liping Li, Yongming Huang, *Senior Member, IEEE*,
Chuan Zhang, *Senior Member, IEEE*, and Xiaohu You, *Fellow, IEEE*

Abstract—Compared to the linear MIMO detectors, the Belief Propagation (BP) detector has shown greater capabilities in achieving near optimal performance and better nature to iteratively cooperate with channel decoders. Aiming at real applications, recent works mainly fall into the category of reducing the complexity by simplified calculations, at the expense of performance sacrifice. However, the complexity is still unsatisfactory with exponentially increasing complexity or required exponentiation operations. Furthermore, due to the inherent loopy structure, the existing BP detectors persistently encounter error floor in high signal-to-noise ratio (SNR) region, which becomes even worse with calculation approximation. This work aims at a revised BP detector, named Belief-selective Propagation (BsP) detector by selectively utilizing the *trusted* incoming messages with sufficiently large *a priori* probabilities for updates. Two proposed strategies: symbol-based truncation (ST) and edge-based simplification (ES) squeeze the complexity (orders lower than the Original-BP), while greatly relieving the error floor issue over a wide range of antenna and modulation combinations. For the 16-QAM 8×4 MIMO system, the $\mathcal{B}(1, 1)$ BsP detector achieves more than 4 dB performance gain (@BER = 10^{-4}) with roughly 4 orders lower complexity than the Original-BP detector. Trade-off between performance and complexity towards different application requirement can be conveniently obtained by configuring the ST and ES parameters.

Index Terms—Multiple-input multiple-output (MIMO), Belief-selective Propagation (BsP), error floor, complexity.

I. INTRODUCTION

MULTIPLE-INPUT MULTIPLE-OUTPUT (MIMO) ranks among the key enabling technologies for nowadays wireless systems by offering high spectrum efficiency (SE) and energy efficiency (EE) [1, 2]. Therefore, designing efficient MIMO detection algorithm balancing both performance and complexity becomes one important topic [3]. Although the *maximum a posteriori* (MAP) detection or the *maximum likelihood* (ML) detection leads to minimum error probability, the exponentially increasing complexity with modulation order and MIMO scale hinders real applications. To this end, the sphere decoder (SD) [4] has been proposed to reduce complexity by restricting candidate symbols to ones within a sphere (depth-first) [5] or a list of size K (width-first) [6]. Providing sub-optimal performance with acceptable complexity, SD enjoys a very successful application

for small-scale MIMO. However, for large-scale MIMO, it still suffers from high complexity penalty, which increases in cubic (often roughly) with system scale [7]. For large-scale MIMO, one compromise choice is to employ linear detector such as zero-forcing (ZF) detector or more often the linear minimum mean square error (LMMSE) detector [3]. Though the linear detector is much simpler and more hardware friendly, its performance is much worse than that of the MAP/ML detector or SD [8]. Furthermore, for large-scale MIMO, the excessive complexity resulting from matrix inversion becomes a problem. By making use of the channel sparsity [9], approaches such as *Neumann* series approximation (NSA) [10] and iterative methods [11] have been considered to address the matrix inversion issue. However, the performance of these linear variants is still bounded by that of the LMMSE detector, and cannot fully exploit the MIMO benefits.

With the fast development of wireless communications, especially the emergence of new service scenarios, such as the enhanced mobile broadband (eMBB) service and the low-latency communications (URLLC) service [12, 13], MIMO detectors which can deliver performance beyond the LMMSE curve with good implementation feasibility are highly expected¹. Among all candidates, the Belief Propagation (BP) detector [14], which is based on the Bayes' rule [15, 16] has recently drawn increasing attentions from both academia and industry. Although the BP detector, at least for now is not an “all-around winner” for different performance/complexity requirements, it has shown considerable potential as a well-balanced solution with the following merits. First, the BP detector can deliver near optimal performance, and outperforms the linear ones. Second, the BP detector is soft-input and soft-output, and can iteratively work with channel decoders and other baseband modules in nature. Third, thanks to the regularity of factor graph (FG) the BP detector is hardware-friendly, and can be easily parallelized and scaled for applications.

The BP MIMO detection with the FG representation is originally proposed in [14] for the Bell labs layered space-time (BLAST) architecture [17], which is denoted as the Original-BP in this paper. It can achieve near optimal performance in small-to-medium scale MIMO, with the cost of exponentially increasing complexity. The following works mainly focus on reducing the complexity while maintaining the performance advantage of BP detector. The approaches can be roughly

W. Zhou, Y. Shen, Y. Huang, X. You, and C. Zhang are with the National Mobile Communications Research Laboratory, Southeast University, Nanjing 210096, China, and also with the Purple Mountain Laboratories, Nanjing 211189, China. Email: {chzhang, xhyu}@seu.edu.cn. (Corresponding authors: Chuan Zhang and Xiaohu You.)

L. Li is with the Key Laboratory of Intelligent Computing and Signal Processing, Ministry of Education, Anhui University, Hefei 230039, China.

¹Admittedly, the satisfactory system performance can still be achieved by employing more advanced channel codes with LMMSE detector. This topic is out of the scope of this paper and will be discussed in another paper of ours.

categorized into two groups: simplifying the edges of the FG, and simplifying the nodes of the FG.

Edge reduction: To lower the complexity, the regular- d_f BP (EBRDF-BP) detection is proposed in the same paper [14], which is in fact an edge-pruning approach by remaining the edges corresponding to the d_f largest channel coefficients whereas disconnecting the others. Simulation results have shown the complexity reduction with acceptable performance degradation.

Node reduction: A major part of related literatures work on the node reduction. In [18], the BP detection with the *Gaussian* approximation of interference (GAI-BP) has been proposed to lower the node calculation. In [19], the single edge-based BP detection with the pseudo *priori* (PP) information initialization and the *Gaussian* approximation feedback (GF) information has been proposed. This PP-GF-BP algorithm further lower the detection complexity. Since both the GAI-BP and the PP-GF-BP detectors are bit-based, their performance with high-order modulations has been sacrificed. In [20], the GAI-BP detector is extended to the real domain (RD-GAI-BP), which successfully outperforms both the GAI-BP and the PP-GF-BP detectors with high-order modulations.

So far, the design of efficient BP MIMO detectors remaining challenging. First, the existing BP detectors including the Original-BP detector suffer an aggravate performance error floor in relatively high signal-to-noise ratio (SNR) region. It is caused by both approximations such as GAI and the inherent loopy structure of the full-connected FG model. Second, the complexity of existing BP detectors is still high and not flexible enough for various applications. These multiple challenges motivate us to think of an approach which can reduce the detection complexity while modifying the loopy structure towards better performance.

In this paper, a Belief-selective Propagation (BsP) detection algorithm is proposed, which only utilizes the incoming messages with relatively large *a priori* probabilities to update the output messages. Avoiding to propagate the messages with “low beliefs”, the BsP detector cannot only enjoy lower complexity, but also get rid of the performance error floor. It is noted that a similar idea of the BsP was previously proposed for decoding non-binary low-density parity-check (NB-LDPC) codes [21]–[23], as extended min-sum (EMS). The initial motivation of EMS was only for lower complexity but not for better performance. Second, its application for MIMO detection is not straightforward. Compared to the EMS decoding, the proposed BsP detection differs in the message update for factor nodes. The BsP detection updates the beliefs by exhaustively searching for the most likely transmitted symbol vector in the given set, whereas the EMS decoding directly computes the messages associated with symbols using the check-node constraints.

Contributions: The contributions of this work are listed as follows:

- The BsP MIMO detection has been first proposed. Compared with the state-of-the-art (SOA) BP detections, it can offer better performance with lower complexity. The persistent error-floor issue of existing BP detections, caused by the loopy FG model has been greatly relieved.

- The symbol-based truncation (ST) strategy and the edge-based simplification (ES) strategy are proposed to make the BsP detection feasible for applications. With both strategies, the transmitted symbols corresponding to relatively small probabilities are removed from the search space in the node message update. Therefore, the complexity of the BsP detection has been further reduced. Both strategies are equipped with adjustable parameters to flexibly meet different performance/complexity requirements.
- The PP information provided by an LMMSE detector is utilized to generate the initial *a priori* information, which is essential to the BsP detection. This initial *a priori* information effectively contributes to the performance advantages of the BsP detection.

In addition, numerical results confirm that the advantages of BsP detection over its counterparts hold in various MIMO scenarios. This robustness guarantees its wide applications.

The reminder of this paper is organized as follows. In Section II, the system model and the Original-BP detection algorithm are reviewed. In Section III, the BsP detection algorithm is proposed with details. The computational complexity issues of the BsP are analyzed and discussed in Section IV. The numerical results are given in Section V. Finally, Section VI concludes the entire paper.

II. PRELIMINARIES

A. System Model and the Optimal Solution

Consider a MIMO system with N_r receive antennas and N_t transmit antennas, then the transmitted symbol vector is an $N_t \times 1$ i.i.d. vector $\mathbf{s} = [s_1, s_2, \dots, s_{N_t}]^T$. Assume all of the transmitted symbols are from the same QAM modulation of order M , then the cardinality of the constellation is $|\mathcal{A}| = 2^M$. Let the $N_r \times N_t$ matrix $\mathbf{H} = [\mathbf{h}_1^T, \mathbf{h}_2^T, \dots, \mathbf{h}_{N_r}^T]^T$ denote the flat-fading complex MIMO channel, where \mathbf{h}_i represents the i -th row vector of \mathbf{H} , and each component of \mathbf{h}_i is a complex channel coefficient following the zero-mean and unit-variance Gaussian distribution. The received signal $\mathbf{y} = [y_1, y_2, \dots, y_{N_r}]^T$ is given by

$$\mathbf{y} = \mathbf{H}\mathbf{s} + \mathbf{n}, \quad (1)$$

where $\mathbf{n} = [n_1, n_2, \dots, n_{N_r}]^T$ is a noise vector. The components of \mathbf{n} are complex independent white Gaussian variables with zero mean and σ^2 variance.

The goal of the MIMO detection is to recover the transmitted symbol vector \mathbf{s} according to the received signal \mathbf{y} and the channel matrix \mathbf{H} . The optimal solution to achieve this goal is the MAP detection, which requires an exhaustive search to find the transmitted symbol vector. This MAP detection is illustrated by

$$\hat{\mathbf{s}} = \arg \max_{\mathbf{s} \in \mathcal{A}^{N_t}} P(\mathbf{s}|\mathbf{y}, \mathbf{H}), \quad (2)$$

where the *a posteriori* probability $P(\mathbf{s}|\mathbf{y}, \mathbf{H})$ can be rewritten as $P(\mathbf{y}|\mathbf{s}, \mathbf{H})P(\mathbf{s})$ employing the Bayes' rule. Although the MAP detection has the optimal error rate performance, it suffers from an exponentially increasing computational complexity dominated by the number of transmit antennas and the order of the modulations.

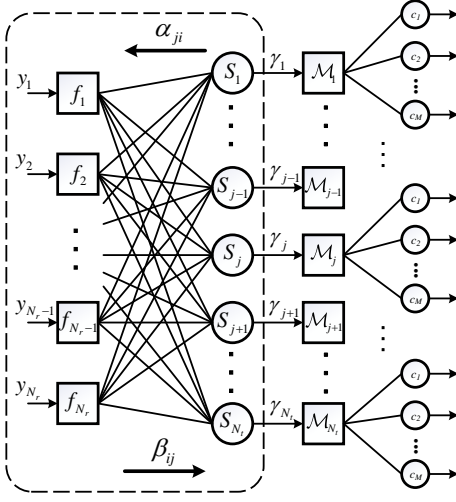


Fig. 1. FG model of the MIMO BP detection.

B. BP Detection with the FG Model

Apart from the optimal solution, the BP algorithm based on the FG model is an alternative solution for the MIMO detection. Generally, there are two types of nodes in a FG model, namely factor nodes $\{f_i\}$ and symbol nodes $\{S_j\}$. Fig. 1 shows the FG model of the BP detection. This model is related to the channel matrix \mathbf{H} . As shown in Fig. 1, the factor nodes $(f_1, f_2, \dots, f_{N_r})$ associate with the received signals $(y_1, y_2, \dots, y_{N_r})$, and the symbol nodes $(S_1, S_2, \dots, S_{N_t})$ link with the symbol soft messages $(\gamma_1, \gamma_2, \dots, \gamma_{N_t})$. Each factor node f_i corresponds to the i -th row of the channel matrix, and each symbol node S_j relates to the j -th column of the channel matrix. Every pair of factor node f_i and symbol node S_j are connected with an edge corresponding to the channel coefficient h_{ij} .

With the received signal \mathbf{y} , the BP detector begins with the update of the β messages. These β messages will be delivered from the factor nodes to the symbol nodes. Then the BP detector computes the α messages with the incoming β messages for each symbol node, and transmits them in a reverse direction. The BP detector iteratively updates the β and α messages, until it achieves the maximum number of the iterations. The BP detection ends up with computing the output soft messages of the coded bits as shown in Fig. 1.

In this paper, log-likelihood ratios (LLRs) are used to represent the soft messages. The α message passing from the j -th symbol node to the i -th factor node at the l -th iteration is denoted as

$$\alpha_{ji}^{(l)}(k) = \log \frac{p^{(l)}(s_j = \mu_k)}{p^{(l)}(s_j = \mu_1)}, \quad (3)$$

where μ_k ($k \in \{1, 2, \dots, |\mathcal{A}|\}$) denotes the k -th modulation symbol in the constellation. The details of the message update in the BP detection are as follows.

1) β Message Update: To update the β messages, the factor nodes receive the α messages in the preceding iteration from

the symbol nodes, then operate with the following formula

$$\beta_{ij}^{(l)}(k) = \max_{\mathbf{s}: s_j = \mu_k} \left\{ -\frac{1}{2\sigma^2} \|\mathbf{y}_i - \mathbf{h}_i \mathbf{s}\|^2 + \sum_{t=1, t \neq j}^{N_t} \alpha_{ti}^{(l-1)} \right\} - \max_{\mathbf{s}: s_j = \mu_1} \left\{ -\frac{1}{2\sigma^2} \|\mathbf{y}_i - \mathbf{h}_i \mathbf{s}\|^2 + \sum_{t=1, t \neq j}^{N_t} \alpha_{ti}^{(l-1)} \right\}, \quad (4)$$

where $\beta_{ij}^{(l)}$ denotes the β message passing from the i -th factor node to the j -th symbol node at the l -th iteration. The detailed derivation of (4) can be referred to [14].

2) α Message Update: In the l -th iteration, the symbol nodes compute the α messages by

$$\alpha_{ji}^{(l)}(k) = \sum_{t=1, t \neq i}^{N_r} \beta_{tj}^{(l)}(k), \quad (5)$$

which only involves the addition operations. Therefore, the α message update has much less computational complexity compared with the β message update.

The BP detector terminates the message update when reaching the maximum iteration number, and then computes the symbol LLRs by

$$\gamma_j(k) = \sum_{i=1}^{N_r} \beta_{ij}(k). \quad (6)$$

Given a symbol LLRs, its associated coded bit LLRs can be derived according to the FG of the factor nodes \mathcal{M}_j ($j \in \{1, 2, \dots, N_t\}$) and the related bit nodes c_m ($m \in \{1, 2, \dots, M\}$) in Fig. 1. With the sum-product algorithm and the max-log approximation, the coded bit LLRs can be computed by

$$r_j(m) = \max_{\mu_k: c_m=1} \gamma_j(k) - \max_{\mu_k: c_m=0} \gamma_j(k), \quad (7)$$

where $r_j(m)$ is the m -th bit LLR associated with the j -th symbol node. More details about (7) can be found in [24].

III. THE PROPOSED BSP DETECTION

The Original-BP detection requires an exhaustive search space involving all of the possible choices of the transmitted symbol vector to update the message β_{ij} for each factor node. Such an exhaustive search space suffers from an exponentially increasing size dominated by the constellation cardinality ($|\mathcal{A}|$, as the base) and the transmit antenna number (N_t , as the exponent). Therefore, the Original-BP detection leads to a high computational complexity for MIMO systems. Fortunately, it is observed that the transmitted symbol vector with relatively low reliability has limited contribution to the accuracy of the updated message β_{ij} . Therefore, squeezing the search space by removing the low-reliability transmitted symbol vectors is an intuitively reasonable measure to bring down the complexity of the Original-BP detection. Second, it is expected that the search space reduction will also mitigate the loop issue in the FG by eliminating unnecessary message passing, therefore improve the performance.

Based on this idea, a low-complexity BsP detection algorithm is proposed in this paper. The BsP detection relies on the following two strategies to shrink the search space: 1) ST

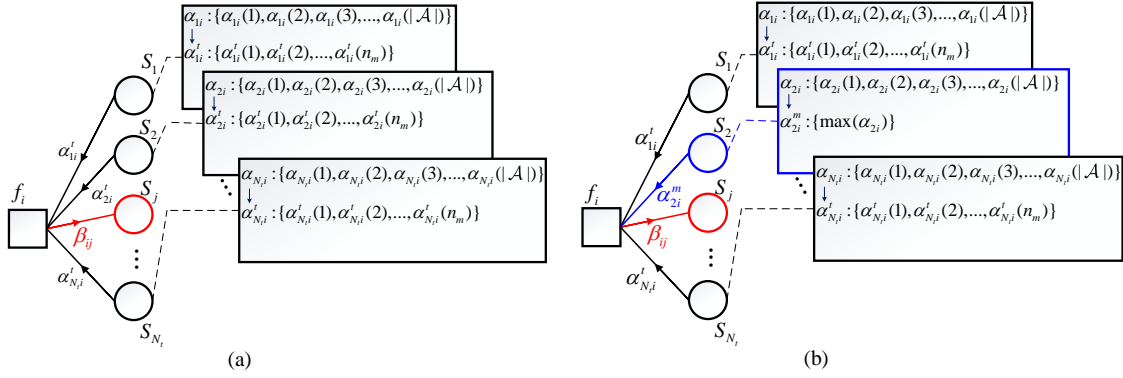


Fig. 2. (a): the message update of β_{ij} with the ST strategy; (b) the message update of β_{ij} with both the ST strategy and the ES strategy.

strategy to bring down the base of the exponential for the search space size, and 2) ES strategy to reduce the exponent of the exponential for the search space size. In addition, an LMMSE detector is employed to provide the PP information, resulting in a more efficient initialization for the *a priori* information of the transmitted symbols. In this section, the ST strategy, the ES strategy and the initialization approach with the LMMSE detector are introduced first, then the proposed BsP detection is summarized as an algorithm.

A. Symbol-Based Truncation Strategy

The basic idea of the ST strategy is that each received α message can be truncated by eliminating the components with relatively small values. Then the β messages are updated with the truncated α messages, contributing to a squeezed search space of the transmitted symbol vector. Fig. 2(a) shows the details of the β_{ij} message update with the ST strategy. It is observed that each symbol node S_k ($k \neq j$) associates with a rectangle box involving the incoming message α_{ki} . Each incoming message is comprised of $|\mathcal{A}|$ symbol LLRs. Then, the symbol LLRs in message α_{ki} are sorted to build up the truncated messages α_{ki}^t with the largest d_m ($d_m \ll |\mathcal{A}|$) symbol LLRs. Let $\mathbf{s}_{k/j}$ represent the subvector of transmitted symbol vector \mathbf{s} except the transmitted symbol s_j . Denote $\mathcal{B}(d_m)$ as a configuration set consisting of all of the possible choices of the $\mathbf{s}_{k/j}$. With the truncated messages, $\mathcal{B}(d_m)$ is illustrated as

$$\mathcal{B}(d_m) = \left\{ \mathbf{s}_{k/j} = [\mu_{k1}^1, \mu_{k2}^2, \dots, \mu_{kN_t-1}^{N_t-1}]^T : \right. \\ \left. \forall \mathbf{k} = [k_1, k_2, \dots, k_{N_t-1}]^T \in \{1, 2, \dots, d_m\}^{N_t-1} \right\}, \quad (8)$$

where μ_{kl}^l ($l \in \{1, 2, \dots, N_t-1\}$) is the k_l -th transmitted symbol in the constellation dominated by the truncated messages α_{ki}^t . With the configuration set $\mathcal{B}(d_m)$, the formula for the message update of β_{ij} is represented as (9).

It is emphasized that the cardinality of the configuration set $\mathcal{B}(d_m)$ is $|\mathcal{B}(d_m)| = (d_m)^{(N_t-1)}$. With this cardinality, the search space of the transmitted symbol vector in (9) has a size of $|\mathcal{A}| \times |\mathcal{B}(d_m)|$. This search space is smaller than the search

space in (4). Therefore, the BsP detection with the ST strategy enjoys a lower computational complexity compared with the Original-BP detection.

B. Edge-Based Simplification Strategy

Although the ST strategy brings down the base of the exponential associated with the search space of the transmitted symbol vector, the BsP detection still suffers from an exponentially increasing computational complexity dominated by the number of the transmit antennas. In order to further reduce the computational complexity of the BsP detection, the ES strategy is proposed in this subsection. With the ES strategy, some of the transmitted symbols in $\mathbf{s}_{k/j}$ are directly decided as the symbols with the largest reliability according to its related α messages. In the message update of β_{ij} , given $N_t - 1$ incoming edges, it is assumed that there are $d_f - 1$ *chosen edges*, in which the associated transmitted symbols are decided with the truncated messages α_{ki}^t . Consequently, there are the other $N_t - d_f$ *simplified edges*. The transmitted symbols linked with these simplified edges are directly decided as the symbols with the largest reliability. The incoming α messages only involving the largest symbol LLR are denoted as message α_{ki}^m . Let $\mathcal{B}(d_m, d_f)$ represent the subset of the configuration set $\mathcal{B}(d_m)$ with $d_f - 1$ chosen edges, then $\mathcal{B}(d_m, d_f)$ is illustrated as

$$\mathcal{B}(d_m, d_f) = \left\{ \mathbf{s}_{k/j} = [\mathbf{s}_{k/j, d_f}^T, \bar{\mathbf{s}}_{k/j, d_f}^T]^T \right\}, \quad (10)$$

where $\mathbf{s}_{k/j, d_f}$ is comprised of the transmitted symbols corresponding to the $d_f - 1$ chosen edges. Therefore the expression of $\mathbf{s}_{k/j, d_f}$ is

$$\mathbf{s}_{k/j, d_f} = [\mu_{k1}^1, \mu_{k2}^2, \dots, \mu_{k, d_f-1}^{d_f-1}]^T : \\ \forall \mathbf{k} = \{1, 2, \dots, d_m\}^{d_f-1}. \quad (11)$$

The notation $\bar{\mathbf{s}}_{k/j, d_f}$ in (10) represents the complementary transmitted symbol set of the $\mathbf{s}_{k/j, d_f}$ in terms of the $\mathbf{s}_{k/j}$. Each component in $\bar{\mathbf{s}}_{k/j, d_f}$ is the transmitted symbol corresponding to the largest symbol LLR preserved in the message α_{ki}^m . Note that the chosen edges are the arbitrary $d_f - 1$ edges selected from the $N_t - 1$ incoming edges, therefore the cardinality of the

$$\beta_{ij}^{(l)}(k) = \max_{\substack{\mathbf{s}: s_j = \mu_k, \\ \mathbf{s}_{\mathbf{k}/j} \in \mathcal{B}(d_m)}} \left\{ -\frac{1}{2\sigma^2} \|y_i - \mathbf{h}_i \mathbf{s}\|^2 + \sum_{t=1, t \neq j}^{N_t} \alpha_{ti}^{(l-1)} \right\} - \max_{\substack{\mathbf{s}: s_j = \mu_1, \\ \mathbf{s}_{\mathbf{k}/j} \in \mathcal{B}(d_m)}} \left\{ -\frac{1}{2\sigma^2} \|y_i - \mathbf{h}_i \mathbf{s}\|^2 + \sum_{t=1, t \neq j}^{N_t} \alpha_{ti}^{(l-1)} \right\}. \quad (9)$$

$$\beta_{ij}^{(l)}(k) = \max_{\substack{\mathbf{s}: s_j = \mu_k, \\ \mathbf{s}_{\mathbf{k}/j} \in \mathcal{B}(d_m, d_f)}} \left\{ -\frac{1}{2\sigma^2} \|y_i - \mathbf{h}_i \mathbf{s}\|^2 + \sum_{t=1, t \neq j}^{N_t} \alpha_{ti}^{(l-1)} \right\} - \max_{\substack{\mathbf{s}: s_j = \mu_1, \\ \mathbf{s}_{\mathbf{k}/j} \in \mathcal{B}(d_m, d_f)}} \left\{ -\frac{1}{2\sigma^2} \|y_i - \mathbf{h}_i \mathbf{s}\|^2 + \sum_{t=1, t \neq j}^{N_t} \alpha_{ti}^{(l-1)} \right\}. \quad (12)$$

configuration set $\mathcal{B}(d_m, d_f)$ is $|\mathcal{B}(d_m, d_f)| = \binom{N_t-1}{d_f-1} d_m^{(d_f-1)}$. Compared with the configuration set $\mathcal{B}(d_m)$, the $\mathcal{B}(d_m, d_f)$ enjoys a smaller cardinality by bringing down the exponent of the exponential for the search space size from $N_t - 1$ to $d_f - 1$. The Original-BP detection requires to search $|\mathcal{A}|^{N_t}$ possible transmitted symbol vectors to update the message β_{ij} . Compared with the Original-BP detection, the BsP detection with the configuration set $\mathcal{B}(d_m, d_f)$ only needs to search $|\mathcal{A}|^{\binom{N_t-1}{d_f-1} d_m^{(d_f-1)}}$ possible transmitted symbol vectors to update the message β_{ij} . Therefore, compared with the Original-BP detection, the BsP detection enjoys a lower computational complexity. The computational complexity of the BsP detection with the ST strategy and the ES strategy will be further discussed in Section IV.

Fig. 2(b) shows the message update of β_{ij} with the ST strategy and the ES strategy in the BsP detection. The blue symbol nodes corresponding to the simplified edges are linked with the blue boxes involving the message α_{ki}^m . The black symbol nodes corresponding to the chosen edges are connected to the black boxes containing the message α_{ki}^t . With the configuration set $\mathcal{B}(d_m, d_f)$, the β message in the BsP detection is updated as (12).

C. Initialization with PP Information

The BsP detection requires the *a priori* information for each transmitted symbol to build up the configuration set. However, this *a priori* information is unavailable (set as the zero information) when the BsP detection starts to update the β messages. A natural way to obtain the initial *a priori* information is to perform one iteration of the Original-BP detection, but this way incurs an unacceptable computational complexity, which is contrary to the motivation of the proposed BsP detection.

Recently, many works [19, 25] utilize the PP information generated by a simple linear detector to initialize the *a priori* information, making the BP detection converge fast. In [19], an LMMSE detector is employed to initialize the *a priori* information for the GF-BP detection, resulting in an enhanced error rate performance. Inspired by this, the LMMSE detector is utilized to provide the initial *a priori* information for the proposed BsP detection. The details are as follows.

The LMMSE detector estimates the transmitted symbol vector by

$$\hat{\mathbf{s}}_{\text{MMSE}} = (\mathbf{H}^H \mathbf{H} + \sigma^2 \mathbf{I})^{-1} \mathbf{H}^H \mathbf{y}. \quad (13)$$

With the results of the LMMSE detector, the *a priori* probabilities of transmitted symbols are computed by

$$p_j(\mu_k) = \exp \left\{ -\frac{\|\mu_k - \hat{\mathbf{s}}_{\text{MMSE}_j}\|^2}{2\sigma_{\text{MMSE}_j}^2} \right\}, \quad (14)$$

where $\hat{\mathbf{s}}_{\text{MMSE}_j}$ is the estimates of the j -th ($j \in \{1, 2, \dots, N_t\}$) symbol, and $\sigma_{\text{MMSE}_j}^2$ is the element of the j -th row and j -th column in the noise covariance matrix \mathbf{K} . The matrix \mathbf{K} is calculated by

$$\mathbf{K} = (\mathbf{H}^H \mathbf{H} + \sigma^2 \mathbf{I})^{-1}. \quad (15)$$

Given the *a priori* probability for each transmitted symbol, the initial α messages are computed according to (3).

D. The BsP Detection Algorithm

Algorithm 1: BsP Detection

Input : received signal \mathbf{y} , channel matrix \mathbf{H}

Output : soft information of coded bits \mathbf{r}

```

1 Initialization:  $\alpha \leftarrow \text{InitMMSE}(\mathbf{y}, \mathbf{H})$ ;
2 for  $Iter \leftarrow 1$  to  $\text{MaxIterNum}$  do
3   for  $i \leftarrow 1$  to  $N_r$  do // compute  $\beta$ 
     messages
4     for  $j \leftarrow 1$  to  $N_t$  do // compute
       truncated  $\alpha$  messages
5       sort symbol LLRs in  $\alpha_{ji}$ ;
6       reserve the largest  $d_m$ 
       symbol LLRs to form  $\alpha_{ji}^t$ ;
7     for  $j \leftarrow 1$  to  $N_t$  do
8       build  $\mathcal{B}(d_m, d_f)$  as (10);
9       update  $\beta_{ij}$  as (12);
10    for  $j \leftarrow 1$  to  $N_t$  do // compute  $\alpha$ 
      messages
11      update  $\gamma_j$  as (6);
12      for  $i \leftarrow 1$  to  $N_r$  do
13         $\alpha_{ji} \leftarrow \gamma_j - \beta_{ij}$ ;
14 compute  $\mathbf{r}$  as (7);

```

Algorithm 1 shows the BsP detection algorithm with the configuration set $\mathcal{B}(d_m, d_f)$. The *a priori* information is initialized with an LMMSE detector. The details are as follows. Given the received signal \mathbf{y} and the channel matrix \mathbf{H} , the

LMMSE detector is utilized first to initialize the *a priori* probabilities of the transmitted symbols as (14). Then the initial α messages are acquired as (3). In order to update the β messages, for each factor node f_i , the symbol LLRs in each incoming message α_{ji} ($j \in \{1, 2, \dots, N_t\}$) are sorted to build up the truncated message α_{ji}^t with the largest d_m symbol LLRs. Note that the message α_{ji}^t in the message update of β_{ij} ($j \in \{1, 2, \dots, N_t\}$) for the factor node f_i can be reused, therefore the symbol LLRs of each incoming α message only needs to be sorted once in one iteration. With the truncated message α_{ji}^t , the configuration set $\mathcal{B}(d_m, d_f)$ is built up as (10). The message β_{ij} is then updated as (12). To update the α messages, the incoming messages β_{ij} ($i \in \{1, 2, \dots, N_r\}$) for each symbol node S_j are added together to acquire the overall symbol LLRs. Then the message α_{ji} is updated with

$$\alpha_{ji}(k) = \gamma_j(k) - \beta_{ij}(k). \quad (16)$$

The BsP detection stops the message update when the maximum iteration number is achieved. Finally, it outputs the bit LLRs computed as (7).

The proposed BsP detection achieves a lower computational complexity by shrinking the search space of the transmitted symbol vector with the ST strategy and the ES strategy. Empirically, seeing that the shrunk search space may miss the optimal transmitted symbol vector, the error rate performance of the BsP detection will be penalized. However, experiments in Section V demonstrate different results. The reason is comprised of two parts. On the one hand, the BsP detection with the shrunk search space circumvents the propagation of the messages with relatively small probabilities, weakening the influence of the loops in the FG. On the other hand, the BsP detection can benefit from the more precise initial *a priori* information provided by an LMMSE detector for each transmitted symbol. Such an effective initialization brings down the probability that the shrunk search space loses the optimal transmitted symbol vector.

IV. COMPUTATIONAL COMPLEXITY

In this section, the computational complexity of the proposed BsP detection is analyzed. Then this complexity is compared with the the complexity of the SOA BP detection algorithms, involving the the Original-BP detection and the EBRDF-BP detection in [14], the PP-GF-BP detection [19], and the RD-GAI-BP detection in [20].

A. Complexity Analysis of the BsP Detection

For fair comparison, the computational complexity for each detection algorithm is measured with the principle in [14]. This principle instructs that the computational complexity of the BP detection is dominated by the number of multiplication operations per channel use (deliver MN_t transmission bits), because the multiplication operation demands much higher computational complexity than the addition and comparison operations. Therefore, the computational complexity of the proposed BsP detection is represented with the number of the multiplication operation in this section. For clarity, the computational complexity is analyzed with the following rules:

- 1) The multiplication operation results corresponding to the $\mathbf{H}\mathbf{s}$ are reused in different iterations.
- 2) One complex number multiplication operation requires four real number multiplication operations.

Since the proposed BsP detection with the configuration set $\mathcal{B}(|\mathcal{A}|, N_t)$ shares the same computational complexity with the Original-BP detection when updating the β messages in each iteration, its computational complexity can be derived from the computational complexity of the Original-BP detection. According to [14], the Original-BP detection requires to search $|\mathcal{A}|^{N_t}$ possible transmitted symbol vector \mathbf{s} to compute the $\mathbf{h}_i\mathbf{s}$ in (4), thus suffering from a computational complexity of $4|\mathcal{A}|^{N_t}N_rN_t$. Note that this computational complexity is irrelevant to the iteration number Q_L , because the computational results of the $\mathbf{h}_i\mathbf{s}$ are reused in different iterations. In the same way, the BsP detection with configuration set $\mathcal{B}(d_m, d_f)$ requires to search $|\mathcal{A}|^{\binom{N_t-1}{d_f-1}}d_m^{\binom{d_f-1}{d_f-1}}$ possible transmitted symbol vector \mathbf{s} to compute the $\mathbf{h}_i\mathbf{s}$ in (6). Therefore, the overall computational complexity of the BsP with $\mathcal{B}(d_m, d_f)$ is $4|\mathcal{A}|^{\binom{N_t-1}{d_f-1}}d_m^{\binom{d_f-1}{d_f-1}}N_tN_r$ (for simplicity, the additional complexity of the initialization is ignored here). Note that, although the BsP detection requires the additional $d_m|\mathcal{A}|N_rN_tQ_L$ comparison operations to sort the symbol LLRs for each incoming α message, the computational complexity of the comparison operations is still insignificant compared with the complexity of the multiplication operations.

B. Complexity Comparisons with the SOA BP Detections

Table I shows the computational complexity of the proposed BsP detection and the state-of-the-art BP detection algorithms. For simplicity, big \mathcal{O} representation is used in Table I. Several observations can be seen from the table. First, the Original-BP detection suffers from the highest computational complexity. This computational complexity is even comparable to that of the MAP detection. The computational complexity of the EBRDF-BP detection is dominated by the d_f . It is noted that although the EBRDF-BP detection can achieve a lower computational complexity with a smaller d_f , it sacrifices too much error rate performance. Second, the PP-GF-BP detection and the RD-GAI-BP detection circumvent the exponentially increasing complexity, despite its requirement of exponentiation operations. Finally, the proposed BsP detection has the computational complexity of $\mathcal{O}(|\mathcal{A}|^{\binom{N_t-1}{d_f-1}}d_m^{\binom{d_f-1}{d_f-1}}N_tN_r) + \mathcal{O}(N_t^3)$, where $\mathcal{O}(N_t^3)$ is the additional complexity of the LMMSE detector. This computational complexity is dominated by the d_m and the d_f . Empirically, the BsP detection with $\mathcal{B}(2, 2)$ exhibits a good enough error rate performance, which is demonstrated in Section V-B. Therefore, it also circumvents the exponentially increasing complexity in practical MIMO systems. Compared with the Original-BP detection and the EBRDF-BP detection, the BsP achieves a lower computational complexity. Compared with the PP-GF-BP detection and the RD-GAI-BP detection, the BsP detection reaches a comparable computational complexity.

Fig. 3 shows the comparison results of the computational complexity vs. error rate performance for the proposed BsP detection and the SOA BP detection algorithms in the MIMO system with $N_r = 8$, $N_t = 4$, and 16-QAM modulation.

TABLE I
COMPLEXITY COMPARISONS OF THE PROPOSED BSP AND THE SOA BP DETECTION ALGORITHMS

Solutions	Multiplications	Additions	Comparisons	Exponentiations
Original-BP [14]	$\mathcal{O}(\mathcal{A} ^{N_t} N_t N_r)$	$\mathcal{O}(\mathcal{A} ^{N_t} N_t N_r) + \mathcal{O}(\mathcal{A} ^{N_t-1} N_r N_t^2 Q_L)$	$\mathcal{O}(\mathcal{A} ^{N_t} N_t N_r Q_L)$	0
EBRDF-BP [14]	$\mathcal{O}(\mathcal{A} ^{d_f} d_f N_r)$	$\mathcal{O}(\mathcal{A} ^{d_f} d_f N_r) + \mathcal{O}(\mathcal{A} ^{d_f-1} N_r N_t d_f Q_L)$	$\mathcal{O}(\mathcal{A} ^{d_f} N_t N_r Q_L)$	0
PP-GF-BP [†] [19]	$\mathcal{O}(\mathcal{A} N_t N_r Q_L) + \mathcal{O}(N_t^3)$	$\mathcal{O}(\mathcal{A} N_t N_r Q_L) + \mathcal{O}(N_t^3)$	0	$\mathcal{O}(\mathcal{A} N_t N_r Q_L)$
RD-GAI-BP [20]	$\mathcal{O}(\sqrt{ \mathcal{A} } N_t N_r Q_L)$	$\mathcal{O}(\sqrt{ \mathcal{A} } N_t N_r Q_L)$	0	$\mathcal{O}(\sqrt{ \mathcal{A} } N_t N_r Q_L)$
Proposed BsP [†]	$\mathcal{O}(\mathcal{A} ^{(N_t-1)} d_m^{(d_f-1)} N_t N_r) + \mathcal{O}(N_t^3)$	$\mathcal{O}(\mathcal{A} ^{(N_t-1)} d_m^{(d_f-1)} N_t N_r) + \mathcal{O}(\mathcal{A} ^{(N_t-1)} d_m^{(d_f-1)} N_t N_r Q_L) + \mathcal{O}(N_t^3)$	$\mathcal{O}(d_m \mathcal{A} N_t N_r Q_L) + \mathcal{O}(\mathcal{A} ^{(N_t-1)} d_m^{(d_f-1)} N_t N_r Q_L)$	0

[†] : Initialized with an LMMSE detector.

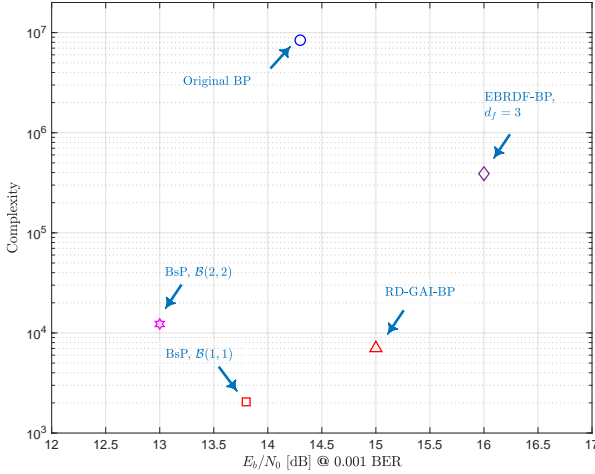


Fig. 3. Complexity vs. error rate performance for the proposed BsP detection and the SOA BP detection algorithms in the MIMO system with $N_r = 8$, $N_t = 4$ and 16-QAM modulation.

It is observed that the Original-BP detection suffers from the highest computational complexity while the EBRDF-BP detection suffers from the worst BER performance. The BsP detection with the configuration set $\mathcal{B}(2,2)$ shows the best BER performance, although its computational complexity is slightly higher than that of the RD-GAI-BP detection. The BsP detection with the configuration set $\mathcal{B}(1,1)$ enjoys the lowest computational complexity, and achieves a better error rate performance than the RD-GAI-BP detection. Here note that the configuration set $\mathcal{B}(1,1)$ indicates that there is no chosen edge when updating the message β_{ij} , and the $\mathbf{s}_{\mathbf{k}/j}$ in (12) is comprised of the transmitted symbols associated with the largest symbol LLR in each incoming message α_{ji} . In fact, if either of the d_m and d_f is equal to one, the configuration set $\mathcal{B}(d_m, d_f)$ involves the only $\mathbf{s}_{\mathbf{k}/j}$ consisting of the transmitted symbols dominated by each α_{ji}^m message. In addition, the PP-GF-BP detection is absent from the figure, due to its poor error rate performance. Fig. 3 shows that the BsP detection realizes the trade-off between the computational complexity and the error rate performance by configuring different ST and ES parameters. Further more, compared with the SOA BP detection algorithms, it succeeds in reducing the computational complexity and achieving a better error rate performance.

V. NUMERICAL RESULTS

In this section, the numerical results are provided to demonstrate the error rate performance of the BsP detection. It is assumed that the channel matrix are perfectly recovered in the receiver. The error rate performance of the BsP detection and the SOA BP detection algorithms are compared in the scenarios as: 1) the MIMO system with $N_r = 8$, $N_t = 4$ and 16-QAM modulation, 2) the MIMO system with $N_r = 8$, $N_t = 4$ and 64-QAM modulation, and 3) the MIMO system with $N_r = 16$, $N_t = 8$ and 16-QAM modulation. For fair comparison, the number of the iterations is set as $Q_L = 10$ for all of the BP detection.

A. Comparison Results with the SOA BP Detections

In this subsection, the proposed BsP detection is compared with the the Original-BP detection and the EBRDF-BP detection in [14], and the RD-GAI-BP detection in [20]. The GAI-BP detection in [18] and the PP-GF-BP detection in [19] are not considered due to its aggravated performance error floor in MIMO systems with high-order modulations.

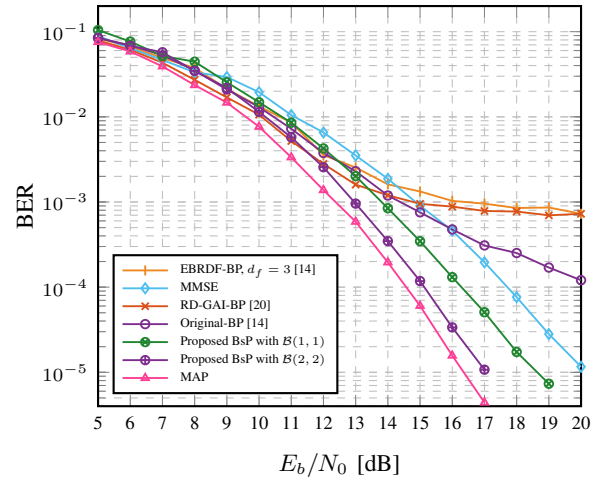


Fig. 4. BER Performance of the BsP detection and the SOA BP detection algorithms in the MIMO system with $N_r = 8$, $N_t = 4$ and 16-QAM modulation.

Fig. 4 reports the BER performance of the BsP detection and the SOA BP detection algorithms in the MIMO system with $N_r = 8$, $N_t = 4$ and 16-QAM modulation. Compared with

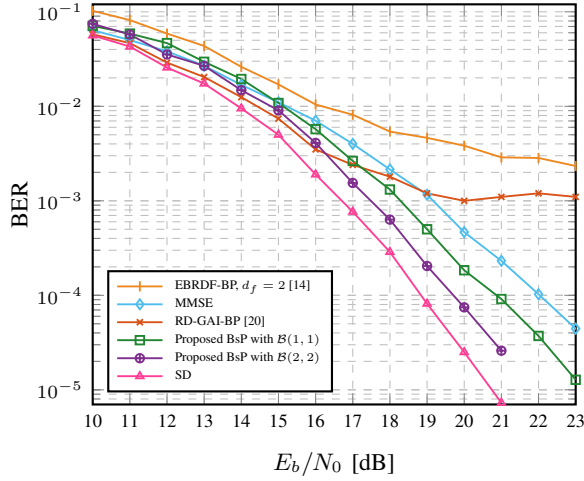


Fig. 5. BER Performance of the BsP detection and the SOA BP detection algorithms in the MIMO system with $N_r = 8$, $N_t = 4$ and 64-QAM modulation.

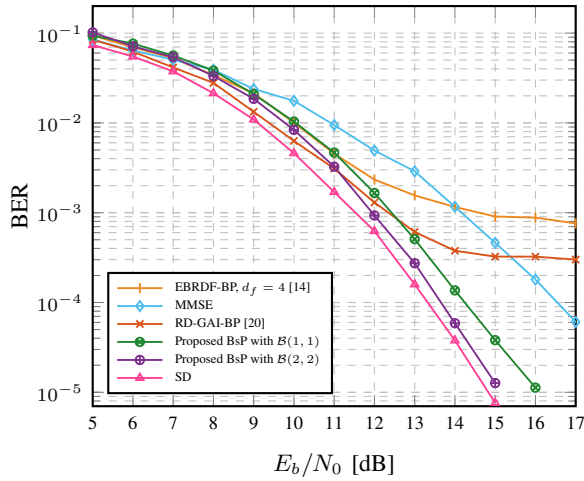


Fig. 6. BER Performance of the BsP detection and the SOA BP detection algorithms in the MIMO system with $N_r = 16$, $N_t = 8$ and 16-QAM modulation.

the MAP detection, the BsP detection with the configuration set $\mathcal{B}(2, 2)$ only suffers from performance loss of less than 0.5 dB at the BER of 10^{-4} , and the BsP detection with the configuration set $\mathcal{B}(1, 1)$ sacrifices 1.7 dB performance in the same BER. Compared with the MMSE detection, the BsP detection with the configuration set $\mathcal{B}(1, 1)$ earns 1.6 dB performance gain at the BER of 10^{-4} , while the BsP detection with the configuration set $\mathcal{B}(2, 2)$ achieves 2.8 dB performance gain at the same BER. Compared with the RD-GAI-BP detection, the BsP detection with the configuration set $\mathcal{B}(1, 1)$ and $\mathcal{B}(2, 2)$ reach comparable BER performance in small E_b/N_0 regions but avoid performance error floor in high E_b/N_0 regions. It should be noted that the Original-BP detection also suffers from performance degradation in high E_b/N_0 regions, due to its looped FG. Therefore, it is observed that the BsP detection outperforms the SOA BP detection algorithms in high E_b/N_0 regions.

Fig. 5 shows the error rate performance of the BsP detection

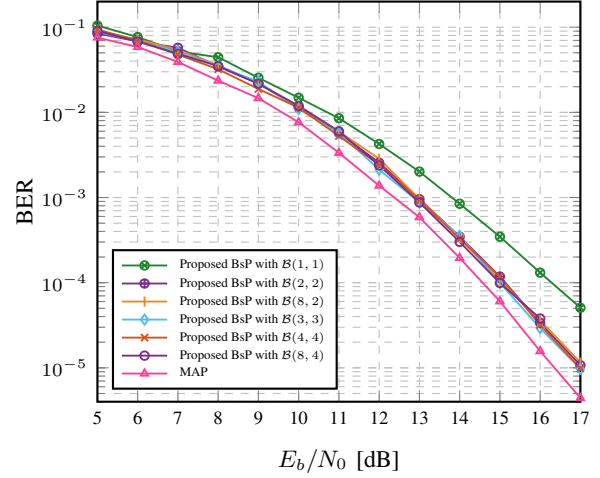


Fig. 7. BER performance for the BsP with different configuration sets in the MIMO system with $N_r = 8$, $N_t = 4$ and 16-QAM modulation.

in the MIMO system with the same antenna scale as that in Fig. 4, but with a higher order modulation of 64-QAM. The Original-BP detection is not shown here because its complexity is prohibitively high and therefore will not be considered by applications. The MAP detection is also omitted for the same reason. Instead, the SD [5] with a large enough radius is simulated to acquire the near-optimal performance. It can be seen that the BsP detection and the SOA BP detection algorithms exhibit the consistent error rate performance trends as that in Fig. 4. Therefore, Fig. 5 demonstrates that the BsP detection can compete further with the SOA BP detection algorithms in MIMO systems with higher order modulations. Fig. 6 illustrates the error rate performance of the BsP detection and the SOA BP detection algorithms in the MIMO system with $N_r = 16$, $N_t = 8$ and 16-QAM modulation. The SD detection is the same as that in Fig. 5. It is observed that the BsP detection with the configuration set $\mathcal{B}(2, 2)$ approaches the SD detection with less than 0.2 dB performance loss at the BER of 10^{-4} . The BsP detection with the configuration set $\mathcal{B}(1, 1)$ suffers from 0.95 dB performance loss compared with the SD detection at the same BER. Compared with the RD-GAI-BP detection, the BsP detection with the configuration set $\mathcal{B}(1, 1)$ suffers from a slight performance loss in the relatively low E_b/N_0 regions, but eliminates the performance error floor in the high E_b/N_0 regions. Fig. 6 demonstrates that the BsP detection still outperforms the SOA BP detection algorithms in MIMO systems with larger scale antennas.

B. Performance Comparison for Different Configuration Sets

The BER performance of the BsP detection with different configuration sets are compared in this subsection. Empirically, the BsP detection with the configuration set involving a large d_m and d_f will achieve a better BER performance, due to its large search space of the transmitted symbol vector. However, Fig. 7 exhibits different experimental results in the MIMO system with $N_r = 8$, $N_t = 4$ and 16-QAM modulation. It is observed that the configuration set $\mathcal{B}(2, 2)$ contributes to 1.2 dB performance gain for the BsP detection at the BER of 10^{-4} ,

compared with the configuration set $\mathcal{B}(1, 1)$. This performance gain is consistent with the empirical recognition. However, compared with the configuration set $\mathcal{B}(2, 2)$, the configuration sets with large d_m and d_f fail in further bringing performance gains to the BsP detection. The reason is straightforward: Since the MMSE detector provides an effective initial *a priori* information for each transmitted symbol in high E_b/N_0 regions, the configuration set with a large d_m and d_f has a very small probability to contain the optimal transmitted symbol vector in its additional search space compared with the configuration set $\mathcal{B}(2, 2)$, thus resulting in a limited performance gain.

VI. CONCLUSIONS

In this paper, the BsP MIMO detector is proposed to balance performance and complexity. By exploiting the symbol probabilities to truncate the search space of the symbol candidates, the BsP detector enjoys a lower complexity than the SOA BP detectors. This approach also helps to modify the loopy structure of the FG and eliminate the performance error floor. Numerical results have shown that with the proposed simplifying mechanisms, the BsP detector outperforms its counterparts in terms of both performance and complexity. It should be noted that the proposed BsP detector is suitable for message-passing problems with large candidate set, including but not limited to MIMO detection. Future work will be directed towards joint iterative cooperation with other baseband modules, the efficient hardware implementations of the BsP MIMO detector, and other applications of BsP in a generalized fashion.

REFERENCES

- [1] J. Hoydis, S. ten Brink, and M. Debbah, "Massive MIMO in the UL/DL of cellular networks: How many antennas do we need?" *IEEE J. Sel. Areas Commun.*, vol. 31, no. 2, pp. 160–171, 2013.
- [2] L. Lu, G. Y. Li, A. L. Swindlehurst, A. Ashikhmin, and R. Zhang, "An overview of massive MIMO: Benefits and challenges," *IEEE J. Sel. Topics Signal Process.*, vol. 8, no. 5, pp. 742–758, 2014.
- [3] F. Rusek, D. Persson, B. K. Lau, E. G. Larsson, T. L. Marzetta, O. Edfors, and F. Tufvesson, "Scaling up MIMO: Opportunities and challenges with very large arrays," *IEEE Signal Process. Mag.*, vol. 30, no. 1, pp. 40–60, 2012.
- [4] O. Damen, A. Chkeif, and J.-C. Belfiore, "Lattice code decoder for space-time codes," *IEEE Commun. Lett.*, vol. 4, no. 5, pp. 161–163, 2000.
- [5] B. Hochwald and S. ten Brink, "Achieving near-capacity on a multiple-antenna channel," *IEEE Trans. Commun.*, vol. 51, no. 3, pp. 389–399, 2003.
- [6] Z. Guo and P. Nilsson, "Algorithm and implementation of the K-best sphere decoding for MIMO detection," *IEEE J. Sel. Areas Commun.*, vol. 24, no. 3, pp. 491–503, 2006.
- [7] B. Hassibi and H. Vikalo, "On the sphere-decoding algorithm I. Expected complexity," *IEEE Trans. Signal Process.*, vol. 53, no. 8, pp. 2806–2818, 2005.
- [8] S. Yang and L. Hanzo, "Fifty years of MIMO detection: The road to large-scale MIMOs," *IEEE Commun. Surveys Tuts.*, vol. 17, no. 4, pp. 1941–1988, 2015.
- [9] T. L. Narasimhan and A. Chockalingam, "Channel hardening-exploiting message passing (CHEMP) receiver in large-scale MIMO systems," *IEEE J. Sel. Topics Signal Process.*, vol. 8, no. 5, pp. 847–860, 2014.
- [10] Y. Zhang, Z. Wu, C. Li, Z. Zhang, X. You, and C. Zhang, "Expectation propagation detection with Neumann-series approximation for massive MIMO," in *Proc. IEEE Int. Workshop Signal Process. Syst. (SiPS)*, 2018, pp. 59–64.
- [11] Z. Wu, C. Zhang, Y. Xue, S. Xu, and X. You, "Efficient architecture for soft-output massive MIMO detection with Gauss-Seidel method," in *Proc. IEEE Int. Symp. Circuits and Syst. (ISCAS)*, 2016, pp. 1886–1889.
- [12] ITU-R M.[IMT-2020.TECH PERF REQ]—Minimum Requirements Related to Technical Performance for IMT-2020 Radio Interface(s), document ITU-R M.2410-0, International Telecommunication Union—Recommendations, Nov. 2017.
- [13] *Study on New Radio (NR) Access Technology Physical Layer Aspects*, document TR 38.802, 3GPP, Mar. 2017.
- [14] J. Hu and T. M. Duman, "Graph-based detection algorithms for layered space-time architectures," *IEEE J. Sel. Areas Commun.*, vol. 26, no. 2, pp. 269–280, 2008.
- [15] J. Pearl, *Probabilistic reasoning in intelligent systems: Networks of plausible inference*. Morgan Kaufmann, 1988.
- [16] F. Kschischang, B. Frey, and H.-A. Loeliger, "Factor graphs and the sum-product algorithm," *IEEE Trans. Inf. Theory*, vol. 47, no. 2, pp. 498–519, 2001.
- [17] G. J. Foschini, "Layered space-time architecture for wireless communication in a fading environment when using multi-element antennas," *Bell Labs Tech. J.*, vol. 1, no. 2, pp. 41–59, 1996.
- [18] P. Som, T. Datta, N. Srinidhi, A. Chockalingam, and B. S. Rajan, "Low-complexity detection in large-dimension MIMO-ISI channels using graphical models," *IEEE J. Sel. Topics Signal Process.*, vol. 5, no. 8, pp. 1497–1511, 2011.
- [19] F. Long, T. Lv, R. Cao, and H. Gao, "Single edge based belief propagation algorithms for MIMO detection," in *Proc. IEEE Sarnoff Symp.*, 2011, pp. 1–5.
- [20] J. Yang, W. Song, S. Zhang, X. You, and C. Zhang, "Low-complexity belief propagation detection for correlated large-scale MIMO systems," *J. Signal Process. Syst.*, vol. 90, no. 4, pp. 585–599, 2018.
- [21] D. Declercq and M. Fossorier, "Extended minsum algorithm for decoding LDPC codes over $GF(q)$," in *Proc. IEEE Int. Sym. Inf. Theory (ISIT)*, 2005, pp. 464–468.
- [22] —, "Decoding algorithms for nonbinary LDPC codes over $GF(q)$," *IEEE Trans. Commun.*, vol. 55, no. 4, pp. 633–643, 2007.
- [23] A. Voicila, D. Declercq, F. Verdier, M. Fossorier, and P. Urard, "Low-complexity decoding for non-binary LDPC codes in high order fields," *IEEE Trans. Commun.*, vol. 58, no. 5, pp. 1365–1375, 2010.
- [24] M. Nassar, P. Schniter, and B. L. Evans, "A factor graph approach to joint OFDM channel estimation and decoding in impulsive noise environments," *IEEE Trans. Signal Process.*, vol. 62, no. 6, pp. 1576–1589, 2014.
- [25] J. Goldberger and A. Leshem, "Pseudo prior belief propagation for densely connected discrete graphs," in *Proc. IEEE Inf. Theory Workshop (ITW)*, 2010, pp. 1–5.