

# MODELING CONTENT CREATOR INCENTIVES ON ALGORITHM-CURATED PLATFORMS

**Jiri Hron\***  
University of Cambridge  
jh2084@cam.ac.uk

**Karl Krauth\***  
University of California Berkeley  
karlk@berkeley.edu

**Michael I. Jordan**  
University of California Berkeley  
jordan@cs.berkeley.edu

**Niki Kilbertus**  
Technical University of Munich  
Helmholtz Munich  
niki.kilbertus@tum.de

**Sarah Dean**  
Cornell University  
sdean@cornell.edu

## ABSTRACT

Content creators compete for user attention. Their reach crucially depends on algorithmic choices made by developers on online platforms. To maximize exposure, many creators adapt strategically, as evidenced by examples like the sprawling search engine optimization industry. This begets competition for the finite user attention pool. We formalize these dynamics in what we call an *exposure game*, a model of incentives induced by algorithms including modern factorization and (deep) two-tower architectures. We prove that seemingly innocuous algorithmic choices—e.g., non-negative vs. unconstrained factorization—significantly affect the existence and character of (Nash) equilibria in exposure games. We proffer use of creator behavior models like ours for an (ex-ante) *pre-deployment audit*. Such an audit can identify misalignment between desirable and incentivized content, and thus complement post-hoc measures like content filtering and moderation. To this end, we propose tools for numerically finding equilibria in exposure games, and illustrate results of an audit on the MovieLens and LastFM datasets. Among else, we find that the strategically produced content exhibits strong dependence between algorithmic exploration and content diversity, and between model expressivity and bias towards gender-based user and creator groups.

## 1 Introduction

In 2018, Jonah Peretti (CEO, BuzzFeed) raised alarm when a Facebook main feed update started boosting junk and divisive content [1]. In Poland, the same update caused an uptick in negative political messaging [1]. Tailoring content to algorithms is not unique to social media. For example, some search engine optimization (SEO) professionals specialize on managing impacts of specific Google Search updates [2–6]. While motivations for adapting content to an algorithm range from economic to socio-political, it often translates into the same operative goal: *exposure maximization*.

We thus study how different algorithmic choices affect the incentives of exposure-maximizing content creators. We propose an incentive-based behavior model called an *exposure game*, where producers compete for a *finite* user attention pool by crafting content ranked highly by a given algorithm (Section 1.1). When producers act strategically, a steady state—Nash equilibrium (NE)—may be reached, with no one able to unilaterally improve their exposure (utility). The content produced in a NE can thus be interpreted as what the algorithm implicitly incentivizes.

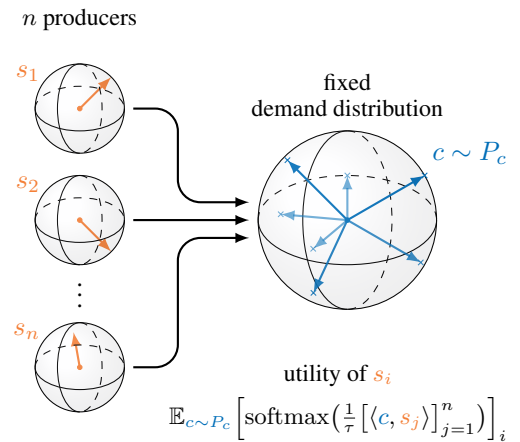


Figure 1: **Exposure game.** Items  $s_i \in S^{d-1}$  are placed to maximize exposure to consumers  $c \sim P_c$ .

\*Equal Contribution.

We focus on algorithms which model user preferences as an inner product of  $d$ -dimensional user and item embeddings, and rank items by the estimated preference. Section 2 presents theoretical results on the NE induced by these algorithms. We identify cases where algorithmic changes seemingly unconnected to producer incentives—e.g., switching from non-negative to unconstrained embeddings—determine whether there are zero, one, or multiple NE. The character of NE is also affected by the level of algorithmic exploration. Perhaps counter-intuitively, we show that high levels of exploration incentivize broadly appealing content, whereas low levels lead to specialization.

In Section 3, we explore how a creator behavior model can facilitate a pre-deployment audit. Such an audit could be particularly useful for assessing the producer impact of algorithmic changes, which is hard to measure by A/B testing for two important reasons: (1) producers cannot be easily randomized to distinct treatment groups, and (2) there is often a delay between deployment and content adaptation. Our hope is that this style of auditing will enable detection of misalignment between the induced and desired incentives, and thus flag issues to either immediately address, or monitor in content filtering and moderation. For demonstration, we execute a pre-deployment audit on the MovieLens and LastFM datasets using the exposure game behavior model. We find the incentivized content exhibits a strong dependence between algorithmic exploration and content diversity (confirming our theory), and between model expressivity and bias towards gender-based user and creator groups.

### 1.1 Setting and the exposure game incentive model

We assume there is a *fixed* recommender system trained on past data, and a *fixed* population of users (*consumers*). Together, these induce a *demand distribution*  $P_c$  which represents typical traffic on the platform over a predefined period of time. Content is created by  $n \in \mathbb{N}$  *producers* who try to maximize their expected exposure (*utility*). Denoting consumers by  $c \sim P_c$ , an item created by the  $i^{\text{th}}$  producer by  $s_i$  (*strategy*),  $s := (s_i)_{i \in [n]}$ , and  $s_{\setminus i} := (s_j)_{j \neq i}$ , we define (expected) *exposure* as the proportion of the “user attention pool” captured by the  $i^{\text{th}}$  producer

$$u_i(s) = u_i(s_i, s_{\setminus i}) := \mathbb{E}_{c \sim P_c} [\mathbb{1}\{c \text{ is exposed to } s_i\}] \stackrel{*}{=} \mathbb{E}_{c \sim P_c} [p_i(c)], \quad (1)$$

with  $p_i(c) \geq 0$  the probability that the algorithm exposes  $c$  to  $s_i$  rather than any  $s_{\setminus i}$ . As common in game theory, we can extend from deterministic single item strategies to random strategies  $s_i \sim P_i$  for some distribution  $P_i$ . The interpretation of this extension is discussed in detail in Section 2.

The assumption that  $\mathbb{E}[\mathbb{1}\{c \text{ is exposed to } s_i\}] \stackrel{*}{=} \mathbb{E}[p_i(c)]$  ignores cases where some interactions are not mediated by the algorithm (e.g., YouTube videos linked to by an external website). This may be a reasonable approximation for infinite feed platforms (e.g., Twitter, Facebook, TikTok) where most consumers scroll through items in the algorithm-defined order, and search engines (e.g., Google, Bing) where first-page bias is well documented [7]. While similar assumptions are common in the literature [e.g., 8–11], alternative interaction models are an important future research direction.

Unlike previous work (Section 1.2), we focus on the popular class of factorization-based algorithms. These models rank items by a score estimated by the inner product of user and item embeddings  $c, s_i \in \mathbb{R}^d$ . The larger this score, the higher the probability of exposure, which we model as

$$p_i(c) = \frac{\exp(\tau^{-1} \langle c, s_i \rangle)}{\sum_{i'=1}^n \exp(\tau^{-1} \langle c, s_{i'} \rangle)} = \text{softmax}([\tau^{-1} \langle c, s_{i'} \rangle]_{i'=1}^n)_i, \quad (2)$$

where  $\tau \geq 0$  is a temperature parameter which controls the spread of exposure probabilities over the top scoring items. When  $\tau = 0$  (i.e., hardmax), these probabilities correspond to top-1 recommendation or absolute first-position bias. Taking  $\tau > 0$  models the effects of ranked position, injected randomness for exploration, and even interactions not mediated by the algorithm. While an approximation in some settings, Equation (2) has been directly used, e.g., by YouTube [9]. We emphasize that we make no assumption on how the embeddings are obtained, and our conclusions thus apply equally to classical matrix factorization and deep learning-based systems.

We are now ready to formalize *exposure games*, an incentive-based model of creator behavior.

**Definition 1.** An exposure game consists of an embedding dimension  $d \in \mathbb{N}$ , a demand distribution  $P_c \in \mathcal{P}(\mathbb{R}^d)$ , and  $n \in \mathbb{N}$  producers (players), each with an associated (pure) strategy space  $s_i \in S^{d-1}$  and utility function  $u_i(s) = \mathbb{E}_{c \sim P_c} [p_i(c)]$  with  $p_i(c)$  as in Equation (2) for a given  $\tau \geq 0$ .

We restrict items  $s_i$  to the unit sphere  $S^{d-1} = \{v \in \mathbb{R}^d : \|v\| = 1\}$ . A norm constraint is necessary as otherwise the rational behavior would often be to infinitely inflate  $\|s_i\|$ , which is not observed in practice.<sup>2</sup> We further distinguish *non-negative* games where all embeddings lie in the positive orthant. This includes algorithms ranging from TF-IDF and bag-of-words, to non-negative matrix factorization [12], topic models [13], and constrained neural networks [14].

<sup>2</sup>Possibly due to the often finite rating scale, and use of gradient clipping and various forms of regularization.

**Definition 2.** A non-negative exposure game is an exposure game where the support of  $P_c$  is restricted to the positive orthant, i.e.,  $P_c(\{c \in \mathbb{R}^d : c_j \geq 0, \forall j \in [d]\}) = 1$ .

We assume all producers are rational, have complete information, and full control over placing  $s_i$  in  $S^{d-1}$ . Full control is perhaps the least realistic, since producers can only modify their features ingested by the algorithm in practice. This assumption has a significant advantage though: it abstracts away an explicit model of producer actions (cf. the variety of SEO techniques). Appropriateness of rationality and complete information are then context-dependent; they may be respectively reasonable in environments where strong profit motives or user profiling tools are common. However, investigating alternatives to each of the above assumptions is an important direction of future work.

## 1.2 Related work

Most relevant to our setup are works studying the incentives of exposure-maximizing creators induced by recommender and information retrieval systems [10, 15–19]. Interesting features which we do not consider here include (i) repeated interaction with the algorithm [10, 15, 18], (ii) user welfare [10, 16, 17, 19], and (iii) incomplete information [15].

The most important distinction of our approach is that the above works only allow production of items from a predefined finite catalog. This excludes the popular *factorization-based* algorithms—ranging from standard matrix factorization [20] to (deep) two-tower architectures [21, 22]—whose continuous embedding space translates into an *infinite* number of possible items. The only exception is [19] where users and items are represented by numbers in  $[0, 1]$ , which is equivalent to the special case of two-dimensional non-negative exposure games. Continuous embedding spaces were recently studied in [23, 24], though neither focuses on producer competition. Mladenov et al. [23] consider producers who decide whether to stay or leave the platform if their exposure is too low. Zhan et al. [24] study design of recommender systems which optimize for *both* user and producer utility.

Concurrently but independently, Jagadeesan et al. [25] study a model equivalent to *hardmax non-negative exposure games*, except the  $\|s_i\|_2 = 1$  constraint is replaced by a *production cost*, yielding  $u_i(s) = \mathbb{E}[p_i(c)] - \|s_i\|^\beta$  for some norm  $\|\cdot\|$  and  $\beta \geq 1$  (higher norm interpreted as higher quality). The authors investigate how the cost function influences the economic phenomena exhibited by NE, from formation of “genres” (multiple directions with non-zero probability), to the possibility of realizing positive profits (utility). In contrast, we investigate how NE depend on algorithmic and environmental factors (non-negativity, exploration, dependence of exposure on ranking), and propose an algorithmic audit which leverages the creator model. While taking  $\beta \rightarrow \infty$  in the Jagadeesan et al.’s cost recovers our unit norm constraint, understanding the NE behavior at the limit remains a subject of future work (e.g., pure NE exist only in our setup). Our works are thus largely complementary.

Our work is also related to literature on adaptive behavior in the presence of a prediction algorithm [26–29]. The social impact and potential disparate effects of strategic adaptation have been analyzed in [30–32]. Most relevant for us is a recent paper by Liu et al. [33] which studies strategic adaptation in the context of *finite* resources (e.g., number of accepted college applicants). Unlike us, the authors assume a *single* score for each competitor, who can pay *cost* to improve it. A principal then *designs* a reward function which allocates the finite resource based on the scores, and the authors study how different choices affect various notions of welfare. The preliminary results on multi-dimensional scores (appendix B) assume that the scores and individual improvements are *independent*, whereas our scores— $\langle c, s_i \rangle$  for each  $c$ —imply complex dependence and trade-offs.

Finally, our proposed methods for auditing recommender and information retrieval systems belong to a rapidly growing algorithm auditing toolbox. We focus on understanding producer incentives caused by a known algorithm. Thus, we complement prior work that aims to audit these systems based upon: the degree of consumer control [11], fairness [34], compliance with regulations [35], and dynamical behavior in simulations [36, 37] or deployed systems [38].

## 2 Equilibria in exposure games

This section presents theoretical results on incentives in exposure games. We focus on the impact of the recommender/information retrieval model on the competitive equilibria. Throughout, we find that one of the most important factors determining existence and character of equilibria is the temperature  $\tau$  (see Equation (2)). We thus distinguish the *softmax* ( $\tau > 0$ ) and the *hardmax* ( $\tau = 0$ ) case.

In competitive settings, a key question is whether there are equilibria in which players are satisfied with their strategies, as otherwise there may be never-ending oscillation in search for better outcomes. We thus consider several *solution concepts* (i.e., definitions of equilibria) related to NE. A *pure NE* (PNE) is a point in strategy space  $s^{\text{NE}} \in (S^{d-1})^n$  where no player  $i$  can increase their utility by unilaterally deviating from  $s_i^{\text{NE}} \in S^{d-1}$ . In other words, no content producer can increase their exposure by modifying their content. *Mixed NE* (MNE) refer to the setting where players are allowed to choose randomized (*mixed*) strategies  $P_i \in \mathcal{P}(S^{d-1})$ . Rather than selecting a single piece of content, a

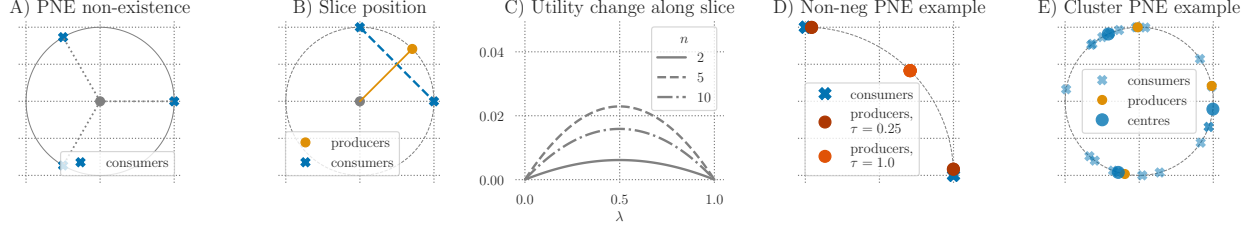


Figure 2: **A)** A game with no PNE. **B)**  $n - 1$  producers at midpoint,  $s_1$  along slice  $\lambda c_1 + (1 - \lambda)c_2$  (dashed line). **C)** Change in utility along the slice in **B)** demonstrates lack of quasi-concavity. **D)** A non-negative game with very different PNE depending on  $\tau$ . **E)** PNE with “protective positioning.”

creator following a mixed strategy samples  $s_i \sim P_i$ . Alternative interpretation is that producers create multiple items, splitting their time/budget proportionally to the  $P_i$ -probabilities.

In later sections, we explore the weaker solution concepts of  $\epsilon$ -NE, *local NE* (LNE), and their combination  $\epsilon$ -LNE. An  $\epsilon$ -NE is an approximate NE where no producer can unilaterally increase their utility by more than  $\epsilon$  (NE are “0-NE”). LNE are analogous to local optima: points where no player benefits from small deviations from their strategy. The approximate and local perspectives are relevant when deploying local search algorithms to find NE numerically (Section 3).

Exposure games are symmetric, meaning that any permutation of strategies forming an equilibrium produces another equilibrium. Our statements on the existence and uniqueness of equilibria hold up to player permutation. All proofs for the results in this section are presented in the appendix.

## 2.1 Pure and mixed Nash equilibria

We begin by characterizing the existence of pure and mixed NE in general exposure games.

**Theorem 1.** *Every exposure game has at least one mixed Nash equilibrium.*

A key property of *softmax* games is that the utilities  $u_i$  are continuous in  $s$ . This fact, combined with the compactness of the strategy space  $S^{d-1}$ , guarantees existence of MNE via a classic result by Glicksberg [39]. In the *hardmax* case ( $\tau = 0$ ), we can show that MNE are guaranteed to exist through a direct application of proposition 4 due to Simon [40]. The producer utilities  $u_i$  are not differentiable in the hardmax case though, which means we cannot use gradient information to find NE as in the softmax case. The only procedure we know for finding NE in hardmax games requires solving the hitting set problem which is NP-complete [41]. See Appendix B for further discussion.

We now turn to existence of *pure* NE, which is the setting where creators strategically design a *single* piece of content. Unlike MNE, PNE are not guaranteed to exist even in the softmax case.

**Theorem 2.** *PNE need not exist in either the hardmax ( $\tau = 0$ ) or softmax ( $\tau > 0$ ) exposure games.*

Figure 2A illustrates this non-existence result. The counter-example holds even for  $n = 2$  players and planar ( $d = 2$ ) strategies. A reader familiar with classic PNE existence results [39, 42, 43] may wonder if PNE would appear if we relaxed the strategy space from  $S^{d-1}$  to the convex  $B^d = \{v: \|v\| \leq 1\}$ . This is not the case because the exposure utility is not quasi-concave (Figure 2B and C).

Our next point of interest is the special case of *non-negative* exposure games (Definition 2). For the  $n = d = 2$  case, non-negative hardmax exposure games are equivalent to Hotelling games [44], and more generally to facility location games on a line [19, 45]. The following proposition lists several special cases in which we understand existence and character of PNE.

**Proposition 1.** *A PNE always exists in  $n = d = 2$  non-negative hardmax games, but may not without non-negativity or when  $d > 2$ . For  $n = 2$  non-negative softmax games with  $\hat{c} := \frac{1}{n}(1 - \frac{1}{n})\mathbb{E}[c] \neq 0$ , the only possible PNE is  $s_1 = s_2 = \bar{c}$  with  $\bar{c} := \frac{\hat{c}}{\|\hat{c}\|}$  (independently of  $d$ ), but a PNE may not exist. When  $n > 2$ , non-negative softmax games can have a PNE other than  $s_1 = \dots = s_n = \bar{c}$ .*

Figure 2D illustrates a 4-player non-negative exposure game. Depending on the temperature, we observe either the collapsed  $s_i = \bar{c}$  (large  $\tau$ ), or what we term “protective positioning” (small  $\tau$ ). In Figure 2D, players place their strategies *between* a consumer and the next closest producer. Figure 2E illustrates protective positioning for a higher number of consumers and  $n = 3$ . Here, consumers are roughly clustered around three centers (blue dots). The producer strategies are close to these centers, but again offset towards the most contested consumers.

## 2.2 $\epsilon$ -Nash equilibria

While existence of NE is not guaranteed, the situation changes when we adopt the weaker solution concept of  $\epsilon$ -NE, in which no producer can unilaterally increase their utility by more than  $\epsilon$ .

The existence and character of such equilibria strongly depends on the temperature  $\tau$ . When  $\tau = \infty$ , exposure is equally likely  $p_i(c) = \frac{1}{n}$  for all  $i$  and  $c$  regardless of the adopted strategies. Thus, every strategy profile is an NE. Considering a sequence of increasing  $(\tau_i)_{i \geq 1}$ , we can therefore argue that the limit of any convergent sequence of NE indexed by  $\tau$  is a NE at  $\tau = \infty$ . Interestingly, Theorem 3 shows that a sufficiently large but *finite*  $\tau > 0$  is sufficient for existence of  $\epsilon$ -(P)NE. The result is constructive, showing that the  $\epsilon$ -PNE is parallel to the average consumer embedding.

**Theorem 3.** *For any  $\epsilon > 0$  and  $P_c \in \mathcal{P}(\mathbb{R}^d)$  with compact support and  $\mathbb{E}[c] \neq 0$ ,  $\exists \tau_0 > 0$  s.t.  $s_1 = \dots = s_n = \bar{c}$  is an  $\epsilon$ -PNE for all  $\tau \geq \tau_0$ . Moreover, for all  $\tau \geq \tau_0$ , the smallest  $\epsilon_\tau$  for which  $\bar{c}$  is an  $\epsilon_\tau$ -PNE satisfies  $\epsilon_\tau \leq \frac{\epsilon}{\tau}$ . If also  $\epsilon < \|\hat{c}\|$ , then the set of better-responses to  $\bar{c}$*

$$\Psi(\bar{c}) := \{v \in S^{d-1} : u_1(v, \bar{c}, \dots, \bar{c}) \geq u_1(\bar{c}, \bar{c}, \dots, \bar{c})\}, \quad (3)$$

is a subset of  $B_\delta^d(\bar{c}) = \{v : \|v - \bar{c}\| \leq \delta\}$  with  $\delta = 2\epsilon/(\|\hat{c}\| - \epsilon)$ , and  $\delta \rightarrow 0$  as  $\tau \rightarrow \infty$ .

This result shows that all  $\epsilon$ -improvements concentrate near the consumer average  $\epsilon$ -PNE as  $\tau \rightarrow \infty$ . Additionally, the ‘‘consumer symmetry’’  $\|\hat{c}\| = \frac{1}{n}(1 - \frac{1}{n})\|\mathbb{E}[c]\|$  determines how quickly  $\delta \rightarrow 0$ . When consumers are spread approximately symmetrically w.r.t. the origin, the degenerate equilibrium appears only for large  $\tau$ . However, smaller  $\tau$  are sufficient for more directionally concentrated  $P_c$ . A high number of producers also slows the concentration as the appeal of  $u_i(\bar{c}, \dots, \bar{c}) = \frac{1}{n}$  decreases with  $n$ . We conclude with a corollary based on our development so far.

**Corollary 1.** *There is a fixed  $\epsilon_0 > 0$  and a demand distribution  $P_c$  which—depending on the chosen  $\tau$ —induce zero, one, multiple, or infinitely many  $\epsilon$ -NE for all  $\epsilon \leq \epsilon_0$ .*

Corollary 1 underscores the sensitivity of exposure games to the temperature parameter  $\tau$ , with uniformly homogeneous content at one end (high  $\tau$ ), and potentially persistent oscillation behavior in competition when no NE exist (low  $\tau$ ). A higher  $\tau > 0$  can be a result of *algorithmic exploration* [9, 46, 47], which is provably necessary for optimal performance in *static* environments [47]. In contrast, our results show that in environments with *strategic* actors, exploration may incentivize content which is uniform and broadly appealing rather than diverse.

This may contradict the intuition that more exploration should lead to greater content diversity due to the higher exposure of niche content. One way to understand this result is the tension between randomization and the ability of niche creators to reach their audience: producers may be discouraged from creating niche content when the algorithm is exploring too much ( $\tau$  high), and encouraged to mercilessly seek and protect their own niche when the algorithm performs little exploration ( $\tau$  low). Exploration effects are typically thought of as having negative impact on user experience through immediate reduction in quality of service as a result of suboptimal recommendations. However, the above results show secondary long-term effects.

## 2.3 Local Nash equilibria

In a local NE, no producer can benefit from changing  $s_i$  in some neighborhood within the embedding space. Sometimes motivated as a form of bounded rationality, LNE can often be found by local search algorithms [e.g., 48]. Since our motivation in studying exposure games is ultimately better system understanding and audits, we are particularly interested in these algorithmic benefits.

Practical first-order algorithms for identifying LNE operate analogously to gradient descent, implying they may terminate in *critical points* that are not LNE. Unlike NE, critical points always exist.

**Proposition 2.** *Every  $\tau > 0$  exposure game with  $\mathbb{E}[c] \neq 0$  has a critical point at  $s_1 = \dots = s_n = \bar{c}$ .*

As we have seen,  $s_1 = \dots = s_n = \bar{c}$  may be an equilibrium (Proposition 1). To distinguish LNE from mere critical points, we use the Riemannian version of the second derivative test [49].

**Definition 3.** *A point  $s$  in strategy space satisfies the second derivative test if  $\forall i \in [n]$  (1) the Riemannian gradient  $(I - s_i s_i^\top) \nabla_{s_i} u_i(s)$  are zero, and (2) the Riemannian Hessian*

$$(I - s_i s_i^\top) [\nabla_{s_i}^2 u_i(s)] (I - s_i s_i^\top) - \langle s_i, \nabla_{s_i} u_i(s) \rangle (I - s_i s_i^\top),$$

is strictly negative definite in the subspace perpendicular to  $s_i$ .

This condition is sufficient but not necessary for a critical point to be an LNE. The LNE that do satisfy Definition 3 are termed *differentiable* Nash equilibria [50, 51]. The distinction can be understood as analogous to the flat minimum at zero of  $x^4$  compared with the more well-behaved  $x^2$ .

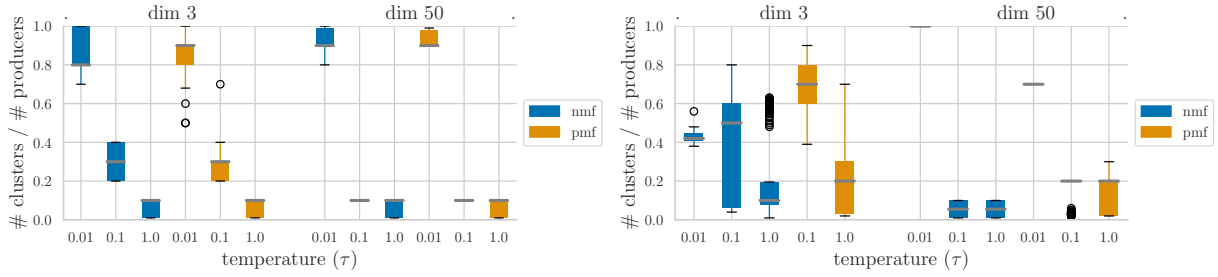


Figure 3: **Clustering of strategic producers depends on the exploration level  $\tau$ .** As Theorem 3 predicts, large  $\tau$  (e.g., more exploration) leads to higher concentration, i.e., creating content which appeals to *more* users. **Left:** MovieLens. **Right:** LastFM. See Section 3.2 for more discussion.

### 3 Pre-deployment audit of strategic creator incentives

Beyond regularly retraining on new data, online platforms continuously roll out algorithm updates. While A/B testing can detect changes in user metrics, like satisfaction or churn, prior to the full-scale deployment [52–55], assessing the impact on content producers is comparatively harder due to the longer delay between the roll-out and corresponding content adaptation. Furthermore, since producers cannot be easily assigned to distinct treatment groups without limiting their content to only a subset of consumers, modern A/B testing methods must eschew making causal statements about producer impact [56–58]. Undesirable results including promulgation of junk and abusive content then have to be addressed via *post-hoc* measures like content filtration and moderation.

A tool for *ex-ante* (pre-deployment) assessment of producer impact could thus limit the harm experienced by users, moderators, and other affected parties. We demonstrate how to utilize a creator behavior model for this purpose, using the exposure game as a concrete example. The incorporation of factorization-based algorithms in exposure games allows us to use real-world datasets and rating models. While exposure games have limitations as a behavior model, we believe our experiments provide a useful illustration of the insights the proposed audit can offer to platform developers.

#### 3.1 Setup

We use the MovieLens-100K and LastFM-360K datasets [59–61], implement our code in Python [62] and rely on numpy [63], scikit-surprise [64], pandas [65], matplotlib [66], jupyter [67], reclab [36], and JAX [68] packages to fit probabilistic [PMF; 69] and non-negative [NMF; 12] matrix factorization. The models are trained to predict the user ratings (centered in the PMF case). To select regularization and learning rate, we performed a two-fold 90/10 split cross-validation separately on each dataset. The tuned recommenders were then fit on the full dataset, and the resulting user embeddings,  $\{c_j\}_{j \in [m]} \subset \mathbb{R}^d$ , were used to construct the demand distribution  $P_c = \frac{1}{m} \sum_j \delta_{c_j}$ , and evaluate the recommendation probabilities  $p_i(c)$ . Details in Appendix C.1.

The only algorithm for finding NE in hardmax exposure games we know has exponential worst-case complexity. We thus focus on the softmax case. While search for general *mixed* NE is possible in special cases [70–72], we are not aware of any technique applicable to  $n$ -player exposure games. We therefore focus on first-order methods and *pure*  $\epsilon$ -LNE (Section 2.3). We employ simple *gradient ascent combined with reparametrization*, where we set  $s_i = \theta_i / \|\theta_i\|$  for each producer, and iteratively update  $\theta_{i,t} = \theta_{i,t-1} + \alpha \nabla_{\theta_{i,t-1}} u_i(s_{i,t-1}, s_{\setminus i,t-1})$  for shared step size  $\alpha > 0$ , and

$$\nabla_{\theta_i} u_i(s) = \frac{1}{\tau \|\theta_i\|_2} (I - s_i s_i^\top) \mathbb{E}[p_i(c)(1 - p_i(c))c] = \frac{1}{\|\theta_i\|_2} (I - s_i s_i^\top) \nabla_{s_i} u_i(s). \quad (4)$$

Equation (4) shows the update direction is proportional to the Riemannian gradient of  $u_i(s)$  w.r.t.  $s_i \in S^{d-1}$  (Section 2.3). We also experimented with the related Riemannian gradient ascent optimizer [49], but abandoned it after (predictably) observing little qualitative difference. We note that the local updates themselves define *better-response dynamics* linked to iterative minor content changes; investigation of their relation to real-world producer behavior is an interesting future direction.

We investigate the sensitivity of the incentivized content to the: (i) *rating model*  $\in \{\text{PMF}, \text{NMF}\}$ , (ii) *embedding dimension*  $d \in \{3, 50\}$ , and (iii) *temperature*  $\log_{10} \tau \in \{-2, -1, 0\}$ . We further vary the number of producers  $n \in \{10, 100\}$  to examine scenarios with different producer to consumer ratios (user count is fixed to the full 943 for MovieLens, and 13,698 for LastFM). The above values were selected in a preliminary sweep as representative of the effects presented below. For every setting, we used five random seeds for initialization of the recommender (affects  $P_c$ ), and for each ran the gradient ascent algorithm 10x to identify possible  $\epsilon$ -LNE. We applied early stopping when  $\ell^2$ -change in parameters between iterations dipped below  $10^{-8} \cdot \sqrt{d}$ ; the number of iterations was set to 50K so convergence was

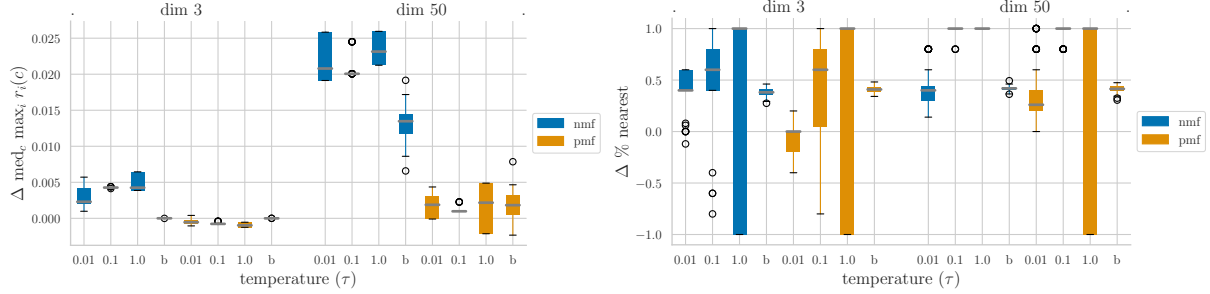


Figure 4: **Targeting of incentivized content by gender on MovieLens.** **Left:** Difference between  $\text{median}_{c \in G} \{\max_{i \in [n]} \bar{r}_i(c)\}$  for men and women (group  $G$ ), with  $\bar{r}_i(c)$  the normalized rating (cosine similarity between  $c$  and the strategic  $s_i$ ). Positive values imply bias towards men (higher median). Note the higher bias when  $d = 50$  (more expressive algorithm); especially NMF incentivizes more biased content relative to the pre-adaptation baseline ‘b’. **Right:** Difference in proportions of  $s_i$  with best (normalized) rating by women/men. Positive imply bias towards men (more items best-rated by men). Bias again more pronounced at  $d = 50$ . See Section 3.2 for more discussion.

achieved for *every* run. We only report runs where the second-order Riemannian test from Section 2.3 did not rule out an  $\epsilon$ -LNE. Additional results, including those where the Riemannian test was conclusive, are in Appendix C.2.

### 3.2 Results

**Emergence of clusters with growing  $\tau$ .** Theorem 3 shows that producers concentrate around  $\bar{c} = \mathbb{E}[c] / \|\mathbb{E}[c]\|$  for sufficiently high  $\tau$ . Figure 3 corroborates the result on both MovieLens and LastFM, with the concentration happening already at  $\tau = 1$  regardless of the embedding dimension  $d$  and producer count  $n$ . We also see that lower  $\tau$  can lead to “local clustering” where only few producers converge onto the same strategy. We hypothesize that the *simultaneous* local updates of the consumers create “attractor zones” where close-by producers collapse onto each other; they will remain collapsed henceforth due to equality of their gradients (by symmetry). Theorem 3 does tell us collapse is to be expected for high  $\tau$ , and it is possible that a local version of the result with more than one clusters is true for intermediate values of  $\tau$ . This highlights how crucial the *algorithmic choice* of  $\tau$  is for the induced incentives within our model.

**Targeting of incentivized content by gender.** The MovieLens dataset contains binarized women/men user gender information. In Figure 4, we examine targeting of incentivized content on women and men. To do so, we employ aggregate statistics of *predicted* ratings. While predicted ratings may differ from actual user preferences, they do determine recommendations and thus *user experience*. Since effect of  $\tau$  on rating models varies, we also include *baseline* values (labeled by ‘b’) computed using the original learned item embeddings (i.e., item locations before strategic adaptation). Since the baseline embeddings need not satisfy the unit norm constraint (see Definition 1), we measure *normalized* ratings  $\bar{r}_i(c) := \frac{\langle c, s_i \rangle}{\|c\| \|s_i\|}$  to facilitate comparison. The normalization also alleviates the known issue of varying interpretation of ranking scales between users [73].

Both plots in Figure 4 estimate a difference of group statistics  $\Delta = \phi_{\text{men}} - \phi_{\text{women}}$ , where  $\phi_G = \text{median}_{c \in G} \{\max_{i \in [n]} \bar{r}_i(c)\}$  (left), and  $\phi_G = \frac{1}{n} \sum_{i=1}^n \mathbb{1}\{\arg\max_c \bar{r}_i(c) \in G\}$  (right). The former is a user-centric metric measuring whether preferences of either group are more targeted by the new content. The latter statistic is producer-centric, measuring the proportion of producers who create content expected to be most liked by either women or men. In both cases, higher values signify content crafted towards male audience (users skew 71% to 29% male). Notably, higher embedding dimension results in higher bias, presumably due to the higher model expressivity, and thus option to create more targeted content. Interestingly, NMF consistently incentivizes more biased content.

**Association between incentivized content and creator gender.** Platform developers may want to know if some creators are being disadvantaged [74–76]. While solutions were proposed in the static case [e.g. 77, 78], understanding if the algorithm (de)incentivizes content by particular creator groups may limit future harm. In Figure 5, we measure the difference between the *proportion of* (left) and the *median distance to* (right) *baseline* creator embeddings (learned by the recommender before strategic adaptation), within increasingly large neighborhoods of each strategic  $s_i$ . Since the baseline embeddings need not be unit norm, we use the cosine distance to define the neighborhoods.

Starting with the proportion (left), higher embedding dimension (more flexible model) incentivizes content more typical of male artists. This may be related to the higher prevalence of men in LastFM, combined with training by average loss minimization. The gender imbalance also explains why the proportion (left) stabilizes at a positive value, whereas the

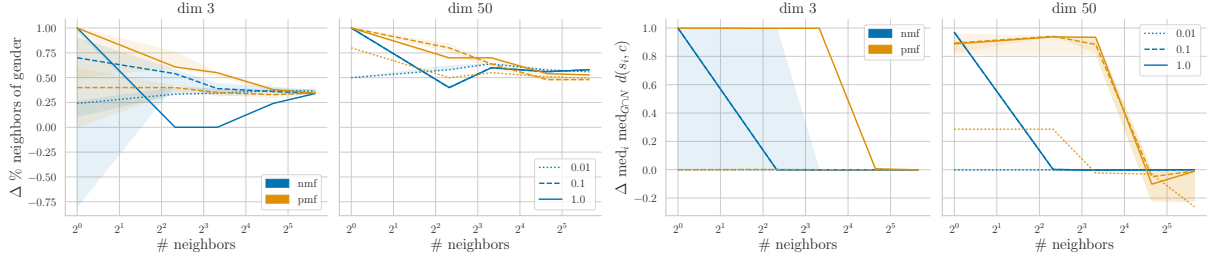


Figure 5: **Incentivized content and creator gender** on LastFM. Quantifying relative difficulty of strategic adaptation for female and male content creators, Uses baseline creator embeddings (and associated gender), and their cosine distance from strategic embeddings. **Left:** Difference between fractions of male and female creators in increasingly large neighborhood of each strategic item. Values above zero imply bias towards male producers. Higher embedding dimension (model expressivity) again results in larger bias. The bias also seems to be larger for higher  $\tau$  and for the PMF rating model. **Right:** Difference between median cosine distance to female and male creators within increasingly large neighborhood of each strategic item. Values above zero imply bias towards male producers. Higher bias is again associated with higher embedding dimension and the PMF rating model, but the impact of temperature  $\tau$  is less pronounced. See Section 3.2 for more discussion.

median distance (right) reverts to zero, as the number of considered neighbors grows. The bias is also related to the choice of rating model, where especially PMF at high temperatures results in significant advantage for male artists.

## 4 Discussion

From social media and streaming to Google Search, many of us interact with recommender and information retrieval systems every day. While the core algorithms have been developed and analyzed years ago, the socio-economic context in which they operate received comparatively little attention in the academic literature. We make two main contributions: (a) we define *exposure games*, an incentive-based model of content creators’ interactions with real-world algorithms including the popular matrix factorization and two-tower systems, and (b) we formulate a *pre-deployment audit* which employs a model of creator behavior to identify misalignment between incentivized and desirable content.

Our main theoretical contributions focus on the existence and character of Nash equilibria in exposure games. We found that seemingly innocuous *algorithmic* choices like temperature  $\tau$ , embedding dimension  $d$ , or a non-negativity constraint on embeddings can have serious impact on the induced incentives. For example, high  $\tau$  incentivizes uniform broadly appealing content, whereas low  $\tau$  motivates targeting smaller consumer groups. Since higher  $\tau$  is often linked to exploration, which is necessary for optimal performance in static settings [47], this result highlights the importance of considering the socio-economic context in algorithm development.

Our producer model has several limitations—which we aim to address in the future—from assuming rationality, complete information, and full control, to taking the skill set of each producer to be equivalent, their utility to be linear in total exposure, and ignoring algorithmic diversification of recommendations. We also consider the attention pool as fixed and finite, neglecting the problematic reality of the modern attention economy, and the constant struggle of online platforms to increase the number of users and daily usage [79–81]. The empirical evaluation of our behavior model is hindered by the lack of academic access to the almost exclusively privately owned platforms [82].

Due to their sizable influence on individuals, societies, and economy [83], information and recommender systems are of critical importance from an ethical and societal perspective. While we hope that a better understanding of the incentives these algorithms create will mitigate their negative social consequences, this also entails risks. Perhaps the most important is the possibility of employing an optimizer such as the one in Section 3 to game a real-world algorithm. This is especially relevant to the current debate about transparency [e.g., 84–86], and the proposal to (partially) open-source the Twitter code base [87]. Due to the aforementioned limitations, we also caution against treating the predictions of our incentive-based behavior model as definitive, especially given the significant complexity of many real-world algorithms and the environments in which they operate.

Going forward, we want to deepen our understanding of exposure games, and make pre-deployment audits a practical addition to the algorithm auditing toolbox. We hope this research enriches the debate about online platforms by a useful perspective for thinking about harms, (over)amplification, and design of algorithms with regard to the relevant incentives of the involved actors.



## References

- [1] Keach Hagey and Jeff Horwitz. Facebook tried to make its platform a healthier place. It got angrier instead. <https://www.wsj.com/articles/facebook-algorithm-change-zuckerberg-11631654215>, 2021. Accessed: 2022-05-04.
- [2] Chris Marentis. A complete guide to the essentials of post-Hummingbird SEO. <https://searchengineland.com/adapting-googles-2013-algorithm-shake-ups-navigate-win-todays-seo-188427>, 2014. Accessed: 2022-05-13.
- [3] Andrew Dennis. Penguin 4.0: Necessary and positive improvement. <https://searchengineland.com/penguin-4-0-necessary-positive-improvement-261359>, 2016. Accessed: 2022-05-13.
- [4] Asim Shahzad, Deden Witarasyah Jacob, Nazri Mohd Nawi, Hairulnizam Mahdin, and Marheni Eka Saputri. The new trend for search engine optimization, tools and techniques. *IJECS*, 2020.
- [5] Akshita Patil, Jayesh Pamnani, and Dipti Pawade. Comparative study of Google search engine optimization algorithms: Panda, Penguin and Hummingbird. In *I2CT*, 2021.
- [6] Danny Goodwin. A complete guide to the Google Panda update: 2011-21. <https://www.searchenginejournal.com/google-algorithm-history/panda-update>, 2021. Accessed: 2022-05-13.
- [7] Nick Craswell, Onno Zoeter, Michael Taylor, and Bill Ramsey. An experimental comparison of click position-bias models. In *ACM WSDM*, pages 87–94, 2008.
- [8] Lihong Li, Wei Chu, John Langford, and Robert E Schapire. A contextual-bandit approach to personalized news article recommendation. In *TheWebConf*, 2010.
- [9] Minmin Chen, Alex Beutel, Paul Covington, Sagar Jain, Francois Belletti, and Ed H Chi. Top-k off-policy correction for a REINFORCE recommender system. In *ACM WSDM*, 2019.
- [10] Omer Ben-Porat, Itay Rosenberg, and Moshe Tennenholtz. Content provider dynamics and coordination in recommendation ecosystems. In *NeurIPS*, 2020.
- [11] Mihaela Curmei, Sarah Dean, and Benjamin Recht. Quantifying availability and discovery in recommender systems via stochastic reachability. In *ICML*, 2021.
- [12] Daniel D Lee and H Sebastian Seung. Learning the parts of objects by non-negative matrix factorization. *Nature*, 1999.
- [13] David M Blei, Andrew Y Ng, and Michael I Jordan. Latent dirichlet allocation. *JMLR*, 2003.
- [14] Babajide O Ayinde and Jacek M Zurada. Deep learning of constrained autoencoders for enhanced understanding of data. *IEEE TNNLS*, 2017.
- [15] Nimrod Raifer, Fiana Raiber, Moshe Tennenholtz, and Oren Kurland. Information retrieval meets game theory: The ranking competition between documents’ authors. In *ACM SIGIR*, 2017.
- [16] Ran Ben-Basat, Moshe Tennenholtz, and Oren Kurland. A game theoretic analysis of the adversarial retrieval setting. *Journal of Artificial Intelligence Research*, 2017.
- [17] Omer Ben-Porat and Moshe Tennenholtz. A game-theoretic approach to recommendation systems with strategic content providers. In *NeurIPS*, 2018.
- [18] Omer Ben-Porat, Itay Rosenberg, and Moshe Tennenholtz. Convergence of learning dynamics in information retrieval games. In *AAAI*, 2019.
- [19] Omer Ben-Porat, Gregory Goren, Itay Rosenberg, and Moshe Tennenholtz. From recommendation systems to facility location games. In *AAAI*, 2019.
- [20] Yehuda Koren, Robert Bell, and Chris Volinsky. Matrix factorization techniques for recommender systems. *Computer*, 2009.
- [21] Po-Sen Huang, Xiaodong He, Jianfeng Gao, Li Deng, Alex Acero, and Larry Heck. Learning deep structured semantic models for web search using clickthrough data. In *ACM CIKM*, 2013.
- [22] Xinyang Yi, Ji Yang, Lichan Hong, Derek Zhiyuan Cheng, Lukasz Heldt, Aditee Kumthekar, Zhe Zhao, Li Wei, and Ed Chi. Sampling-bias-corrected neural modeling for large corpus item recommendations. In *ACM RecSys*, 2019.
- [23] Martin Mladenov, Elliot Creager, Omer Ben-Porat, Kevin Swersky, Richard Zemel, and Craig Boutilier. Optimizing long-term social welfare in recommender systems: A constrained matching approach. In *ICML*, 2020.

- [24] Ruohan Zhan, Konstantina Christakopoulou, Ya Le, Jayden Ooi, Martin Mladenov, Alex Beutel, Craig Boutilier, Ed Chi, and Minmin Chen. Towards content provider aware recommender systems: A simulation study on the interplay between user and provider utilities. In *TheWebConf*, 2021.
- [25] Meena Jagadeesan, Nikhil Garg, and Jacob Steinhardt. Supply-side equilibria in recommender systems. *arXiv*, 2022.
- [26] Moritz Hardt, Nimrod Megiddo, Christos Papadimitriou, and Mary Wootters. Strategic classification. In *ACM ITCS*, 2016.
- [27] Jon Kleinberg and Manish Raghavan. How do classifiers induce agents to invest effort strategically? *ACM TEAC*, 2020.
- [28] Juan Perdomo, Tijana Zrnica, Celestine Mender-Dünner, and Moritz Hardt. Performative prediction. In *ICML*, 2020.
- [29] Meena Jagadeesan, Celestine Mender-Dünner, and Moritz Hardt. Alternative microfoundations for strategic classification. In *ICML*, 2021.
- [30] Smitha Milli, John Miller, Anca D Dragan, and Moritz Hardt. The social cost of strategic classification. In *FAccT*, 2019.
- [31] Lily Hu, Nicole Immorlica, and Jennifer Wortman Vaughan. The disparate effects of strategic manipulation. In *FAccT*, 2019.
- [32] Lydia T Liu, Ashia Wilson, Nika Haghtalab, Adam Tauman Kalai, Christian Borgs, and Jennifer Chayes. The disparate equilibria of algorithmic decision making when individuals invest rationally. In *FAccT*, 2020.
- [33] Lydia T Liu, Nikhil Garg, and Christian Borgs. Strategic ranking. In *ICAS*, 2022.
- [34] Virginie Do, Sam Corbett-Davies, Jamal Atif, and Nicolas Usunier. Online certification of preference-based fairness for personalized recommender systems. *arXiv*, 2021.
- [35] Sarah Cen and Devavrat Shah. Regulating algorithmic filtering on social media. *NeurIPS*, 2021.
- [36] Karl Krauth, Sarah Dean, Alex Zhao, Wenshuo Guo, Mihaela Curmei, Benjamin Recht, and Michael I Jordan. Do offline metrics predict online performance in recommender systems? *arXiv*, 2020.
- [37] Eli Lucherini, Matthew Sun, Amy Winecoff, and Arvind Narayanan. T-RECS: A simulation tool to study the societal impact of recommender systems. *arXiv*, 2021.
- [38] Muhammad Haroon, Anshuman Chhabra, Xin Liu, Prasant Mohapatra, Zubair Shafiq, and Magdalena Wojcieszak. Youtube, the great radicalizer? auditing and mitigating ideological biases in youtube recommendations. *arXiv*, 2022.
- [39] Irving L Glicksberg. A further generalization of the Kakutani fixed point theorem, with application to Nash equilibrium points. *Proceedings of the American Mathematical Society*, 1952.
- [40] Leo K Simon. Games with discontinuous payoffs. *The Review of Economic Studies*, 1987.
- [41] Sanjoy Dasgupta, Christos H Papadimitriou, and Umesh Virkumar Vazirani. *Algorithms*. McGraw-Hill Higher Education New York, 2008.
- [42] Gerard Debreu. A social equilibrium existence theorem. *Proceedings of the National Academy of Sciences*, 1952.
- [43] Ky Fan. Fixed-point and minimax theorems in locally convex topological linear spaces. *Proceedings of the National Academy of Sciences*, 1952.
- [44] Harold Hotelling. Stability in competition. *The Economic Journal*, 1929.
- [45] Ariel D. Procaccia and Moshe Tennenholtz. Approximate mechanism design without money. *ACM TEAC*, 2013.
- [46] Nicolò Cesa-Bianchi, Claudio Gentile, Gábor Lugosi, and Gergely Neu. Boltzmann exploration done right. *NeurIPS*, 2017.
- [47] Tor Lattimore and Csaba Szepesvári. *Bandit Algorithms*. Cambridge University Press, 2020.
- [48] Eric V Mazumdar, Michael I Jordan, and S Shankar Sastry. On finding local Nash equilibria (and only local Nash equilibria) in zero-sum games. *arXiv*, 2019.
- [49] Nicolas Boumal. *An Introduction to Optimization on Smooth Manifolds*. Cambridge University Press, 2022.
- [50] Lillian J Ratliff, Samuel A Burden, and S Shankar Sastry. On the characterization of local Nash equilibria in continuous games. *IEEE TACON*, 2016.
- [51] David Balduzzi, Sebastien Racaniere, James Martens, Jakob Foerster, Karl Tuyls, and Thore Graepel. The mechanics of n-player differentiable games. In *ICML*, 2018.

- [52] Diane Tang, Ashish Agarwal, Deirdre O’Brien, and Mike Meyer. Overlapping experiment infrastructure: More, better, faster experimentation. In *ACM CIKM*, 2010.
- [53] Henning Hohnhold, Deirdre O’Brien, and Diane Tang. Focusing on the long-term: It’s good for users and business. In *ACM CIKM*, 2015.
- [54] Ya Xu, Nanyu Chen, Addrian Fernandez, Omar Sinno, and Anmol Bhasin. From infrastructure to culture: A/B testing challenges in large scale social networks. In *ACM CIKM*, 2015.
- [55] Brett R Gordon, Florian Zettelmeyer, Neha Bhargava, and Dan Chapsky. A comparison of approaches to advertising measurement: Evidence from big field experiments at Facebook. *Marketing Science*, 2019.
- [56] Preetam Nandy, Divya Venugopalan, Chun Lo, and Shaunak Chatterjee. A/b testing for recommender systems in a two-sided marketplace. *NeurIPS*, 2021.
- [57] Viet Ha-Thuc, Avishek Dutta, Ren Mao, Matthew Wood, and Yunli Liu. A counterfactual framework for seller-side a/b testing on marketplaces. In *ACM SIGIR*, 2020.
- [58] Ferenc Huszár, Sofia Ira Ktena, Conor O’Brien, Luca Belli, Andrew Schlaikjer, and Moritz Hardt. Algorithmic amplification of politics on Twitter. *Proceedings of the National Academy of Sciences*, 2022.
- [59] F Maxwell Harper and Joseph A Konstan. The MovieLens datasets: History and context. *ACM TIS*, 2015.
- [60] Thierry Bertin-Mahieux, Daniel P.W. Ellis, Brian Whitman, and Paul Lamere. The million song dataset. In *ISMIR*, 2011.
- [61] Dougal Shakespeare, Lorenzo Porcaro, Emilia Gómez, and Carlos Castillo. Exploring artist gender bias in music recommendation. *arXiv*, 2020.
- [62] Guido van Rossum and Fred L Drake. *Python 3 Reference Manual*. CreateSpace, 2009.
- [63] Charles R. Harris, K. Jarrod Millman, Stéfan J. van der Walt, Ralf Gommers, Pauli Virtanen, David Cournapeau, Eric Wieser, Julian Taylor, Sebastian Berg, Nathaniel J. Smith, Robert Kern, Matti Picus, Stephan Hoyer, Marten H. van Kerkwijk, Matthew Brett, Allan Haldane, Jaime Fernández del Río, Mark Wiebe, Pearu Peterson, Pierre Gérard-Marchant, Kevin Sheppard, Tyler Reddy, Warren Weckesser, Hameer Abbasi, Christoph Gohlke, and Travis E. Oliphant. Array programming with NumPy. *Nature*, 2020.
- [64] Nicolas Hug. Surprise: A Python library for recommender systems. *Journal of Open Source Software*, 2020.
- [65] The pandas development team. pandas-dev/pandas: Pandas, February 2020. URL <https://doi.org/10.5281/zenodo.3509134>.
- [66] John D Hunter. Matplotlib: A 2D graphics environment. *Computing in Science & Engineering*, 2007.
- [67] Thomas Kluyver, Benjamin Ragan-Kelley, Fernando Pérez, Brian Granger, Matthias Bussonnier, Jonathan Frederic, Kyle Kelley, Jessica Hamrick, Jason Grout, Sylvain Corlay, Paul Ivanov, Damián Avila, Safia Abdalla, Carol Willing, and Jupyter development team. Jupyter notebooks - a publishing format for reproducible computational workflows. In *Positioning and Power in Academic Publishing: Players, Agents and Agendas*, 2016.
- [68] James Bradbury, Roy Frostig, Peter Hawkins, Matthew James Johnson, Chris Leary, Dougal Maclaurin, George Necula, Adam Paszke, Jake VanderPlas, Skye Wanderman-Milne, and Qiao Zhang. JAX: composable transformations of Python+NumPy programs, 2018.
- [69] Andriy Mnih and Russ R Salakhutdinov. Probabilistic matrix factorization. *Advances in Neural Information Processing Systems*, 20, 2007.
- [70] Drew Fudenberg and David M Kreps. Learning mixed equilibria. *Games and Economic Behavior*, 1993.
- [71] Yuri M Kaniovski and H Peyton Young. Learning dynamics in games with stochastic perturbations. *Games and Economic Behavior*, 1995.
- [72] Michel Benaïm and Morris W Hirsch. Learning processes, mixed equilibria and dynamical systems arising from repeated games. *Games and Economic Behavior*, 1997.
- [73] John G Lynch Jr, Dipankar Chakravarti, and Anusree Mitra. Contrast effects in consumer judgments: Changes in mental representations or in the anchoring of rating scales? *Journal of Consumer Research*, 1991.
- [74] Niraj Chokshi. YouTube filtering draws ire of gay and transgender creators. <https://www.nytimes.com/2017/03/20/technology/youtube-lgbt-videos.html>, 2017. Accessed: 2022-05-16.
- [75] Megan Farokhmanesh. YouTube is still restricting and demonetizing LGBT videos and adding anti-LGBT ads to some. <https://www.theverge.com/2018/6/4/17424472/youtube-lgbt-demonetization-ads-algorithm>, 2018. Accessed: 2022-05-16.

- [76] Julian A Rodriguez. LGBTQ incorporated: YouTube and the management of diversity. *Journal of Homosexuality*, 2022.
- [77] Alex Beutel, Jilin Chen, Tulsee Doshi, Hai Qian, Li Wei, Yi Wu, Lukasz Heldt, Zhe Zhao, Lichan Hong, Ed H Chi, et al. Fairness in recommendation ranking through pairwise comparisons. In *ACM SIGKDD*, 2019.
- [78] Xuezhi Wang, Nithum Thain, Anu Sinha, Flavien Prost, Ed H Chi, Jilin Chen, and Alex Beutel. Practical compositional fairness: Understanding fairness in multi-component recommender systems. In *ACM WSDM*, 2021.
- [79] Paul Covington, Jay Adams, and Emre Sargin. Deep neural networks for YouTube recommendations. In *ACM RecSys*, 2016.
- [80] James Williams. *Stand out of our light: freedom and resistance in the attention economy*. Cambridge University Press, 2018.
- [81] Vikram R Bhargava and Manuel Velasquez. Ethics of the attention economy: The problem of social media addiction. *Business Ethics Quarterly*, 2021.
- [82] Travis Greene, David Martens, and Galit Shmueli. Barriers to academic data science research in the new realm of algorithmic behaviour modification by digital platforms. *Nature Machine Intelligence*, 2022.
- [83] Silvia Milano, Mariarosaria Taddeo, and Luciano Floridi. Recommender systems and their ethical challenges. *AI & Society*, 2020.
- [84] Nasim Sonboli, Jessie J Smith, Florencia Cabral Berenfus, Robin Burke, and Casey Fiesler. Fairness and transparency in recommendation: The users’ perspective. In *ACM UMAP*, 2021.
- [85] Bernhard Rieder and Jeanette Hofmann. Towards platform observability. *Internet Policy Review*, 2020.
- [86] Rashmi Sinha and Kirsten Swearingen. The role of transparency in recommender systems. In *CHI Extended Abstracts on Human Factors in Computing Systems*, 2002.
- [87] Will Knight. Elon Musk’s plan to open source the Twitter algorithm won’t solve anything. <https://www.wired.com/story/twitter-open-algorithm-problem/>, 2022. Accessed: 2022-05-16.
- [88] John F Nash Jr. Equilibrium points in n-person games. *Proceedings of the national academy of sciences*, 36(1): 48–49, 1950.
- [89] Robert Dorfman. Application of the simplex method to a game theory problem. In *Activity Analysis of Production and Allocation-Proceedings of a Conference*, pages 348–358. Wiley, Chapman & Hall New York, London, 1951.
- [90] Karthekeyan Chandrasekaran, Richard Karp, Erick Moreno-Centeno, and Santosh Vempala. Algorithms for implicit hitting set problems. In *Proceedings of the twenty-second annual ACM-SIAM symposium on Discrete Algorithms*, pages 614–629. SIAM, 2011.

## A Proofs

### A.1 Stand-alone statements

**Theorem 2.** *PNE need not exist in either the hardmax ( $\tau = 0$ ) or softmax ( $\tau > 0$ ) exposure games.*

*Proof of Theorem 2. (I) Hardmax:* Take  $n = d = 2$  and  $P_c = \frac{1}{3} \sum_{j=1}^3 \delta_{c_j}$  where the angle between any  $c_j \neq c_k$  is  $\frac{2\pi}{3}$ . Place  $s_1$  anywhere on the circle. W.l.o.g.  $c_1 = \operatorname{argmax}_j \langle s_1, c_j \rangle$ . Then there is  $v$  on the geodesic connecting  $c_2$  and  $c_3$  which has higher dot product with both  $c_2$  and  $c_3$  than  $s_1$ .

**(II) Softmax:** Let  $n = d = 2$ , and  $P_c = \frac{1}{3}(2\delta_{e_1} + \delta_{e_2})$  where  $e_1 = [1, 0]^\top$  and  $e_2 = [0, 1]^\top$ . By Proposition 1, we know that the only possible PNE is  $s_1 = s_2 = \bar{c} \propto \mathbb{E}[c] = [2, 1]/3$ , where both players enjoy  $u_1(s) = u_2(s) = \frac{1}{2}$ . Let  $s'_1 = (\bar{c} + \epsilon e_1) / \|\bar{c} + \epsilon e_1\|$  for some  $\epsilon > 0$ . As  $\tau \rightarrow 0$ ,  $u_1(s'_1, \bar{c}) \rightarrow \frac{2}{3}$  by continuity. Hence  $\exists \tau_0 > 0$  s.t.  $s_1 = s_2 = \bar{c}$  is not a PNE for all  $\tau < \tau_0$ .  $\square$

**Theorem 3.** *For any  $\epsilon > 0$  and  $P_c \in \mathcal{P}(\mathbb{R}^d)$  with compact support and  $\mathbb{E}[c] \neq 0$ ,  $\exists \tau_0 > 0$  s.t.  $s_1 = \dots = s_n = \bar{c}$  is an  $\epsilon$ -PNE for all  $\tau \geq \tau_0$ . Moreover, for all  $\tau \geq \tau_0$ , the smallest  $\epsilon_\tau$  for which  $\bar{c}$  is an  $\epsilon_\tau$ -PNE satisfies  $\epsilon_\tau \leq \frac{\epsilon}{\tau}$ . If also  $\epsilon < \|\hat{c}\|$ , then the set of better-responses to  $\bar{c}$*

$$\Psi(\bar{c}) := \{v \in S^{d-1} : u_1(v, \bar{c}, \dots, \bar{c}) \geq u_1(\bar{c}, \bar{c}, \dots, \bar{c})\}, \quad (3)$$

is a subset of  $B_\delta^d(\bar{c}) = \{v : \|v - \bar{c}\| \leq \delta\}$  with  $\delta = 2\epsilon / (\|\hat{c}\| - \epsilon)$ , and  $\delta \rightarrow 0$  as  $\tau \rightarrow \infty$ .

*Proof of Theorem 3.* We w.l.o.g. focus on the defection strategies for  $s_1$ . By the mean-value theorem

$$\Delta := u_1(s_1, \bar{c}, \dots, \bar{c}) - u_1(\bar{c}, \dots, \bar{c}) = \langle g'_1, s_1 - \bar{c} \rangle,$$

where  $g'_1 = \nabla_{s'_1} u_1(s'_1, \bar{c}, \dots, \bar{c})$  for some  $s'_1$  on the line connecting  $s_1$  and  $\bar{c}$ . While the rigorous argument below relies on a few technicalities, the main idea is simple: as  $\tau \rightarrow \infty$ ,  $\tau \cdot g'_1 \rightarrow \hat{c} = \frac{1}{n}(1 - \frac{1}{n}) \mathbb{E}[c]$  uniformly over  $s_1 \in S^{d-1}$  (Lemma 1), and thus  $\tau \cdot \Delta \approx \langle \hat{c}, s_1 - \bar{c} \rangle \leq \|\hat{c}\|(1 - 1) = 0$ .

**Lemma 1.**  $\lim_{\tau \rightarrow \infty} \sup_{s_1 \in S^{d-1}} \|\tau \cdot g'_1 - \hat{c}\| \rightarrow 0$ .

*Proof of Lemma 1.* Since  $\operatorname{supp}(P_c)$  is compact by assumption, and  $\tau \cdot g'_1 = \mathbb{E}[p_1(c)(1 - p_1(c))c]$ , all we need is  $p_1(c)(1 - p_1(c)) \rightarrow \frac{1}{n}(1 - \frac{1}{n})$  pointwise in  $c$  (dominated convergence), and uniform over  $s'_1 \in B^d = \{v : \|v\| \leq 1\}$  (mean-value theorem yields  $s'_1$  on the line connecting  $s_1$  with  $\bar{c}$ ). As

$$s'_1 \mapsto \left| p_1(c)(1 - p_1(c)) - \frac{1}{n}(1 - \frac{1}{n}) \right|, \quad \text{with} \quad p_1(c) = \frac{\exp(\tau^{-1} \langle c, s'_1 \rangle)}{\exp(\tau^{-1} \langle c, s'_1 \rangle) + (n-1) \exp(\tau^{-1} \langle c, \bar{c} \rangle)},$$

is continuous, it is maximized by some  $(s_1^*, c^*) \in B^d \times \operatorname{supp}(P_c)$  (Tychonoff and compactness of  $\operatorname{supp}(P_c)$ ). By monotonicity,  $(s_1^*, c^*)$  will be a maximizer  $\forall \tau' \geq \tau$ . Conclude by continuity.  $\square$

For any given  $\epsilon > 0$ , Lemma 1 can be combined with

$$\tau \cdot \Delta \leq \langle \hat{c}, s_1 - \bar{c} \rangle + \|\tau \cdot g'_1 - \hat{c}\| \|s_1 - \bar{c}\|,$$

where  $\langle \hat{c}, s_1 - \bar{c} \rangle \leq 0$  for all  $s_1 \in S^{d-1}$  by  $\bar{c} = \hat{c} / \|\hat{c}\|$ , to obtain  $\Delta < \epsilon$  for a sufficiently large  $\tau$ . In particular, Lemma 1 yields a  $\tau_0$  such that  $\|\tau_0 \cdot g'_1 - \hat{c}\| \leq \epsilon/2$ , which ensures

$$\|\tau \cdot g'_1 - \hat{c}\| \|s_1 - \bar{c}\| \leq 2\|\tau \cdot g'_1 - \hat{c}\| \leq \epsilon,$$

for all  $\tau \geq \tau_0$ . Hence  $\bar{c}$  is at least an  $\frac{\epsilon}{\tau}$ -PNE for all  $\tau \geq \tau_0$  (w.l.o.g.  $\tau_0 \geq 1$ ).

The above can be used to obtain a bound on  $\delta := \|s_1 - \bar{c}\|$  for  $s_1 \in \Psi(\bar{c})$ . Using orthogonality

$$\begin{aligned} \Delta &= \langle (I - \bar{c}\bar{c}^\top)g'_1, s_1 - \bar{c} \rangle + \langle \bar{c}, g'_1 \rangle \langle \bar{c}, s_1 - \bar{c} \rangle \\ &\leq \tau^{-1} \|s_1 - \bar{c}\| \left[ \|(I - \bar{c}\bar{c}^\top)\tau \cdot g'_1\| - \frac{1}{2} \langle \bar{c}, \tau \cdot g'_1 \rangle \|s_1 - \bar{c}\| \right], \end{aligned}$$

by the triangle inequality, and  $\langle \bar{c}, s_1 - \bar{c} \rangle = \frac{1}{2}(2\langle \bar{c}, s_1 \rangle - 2) = -\frac{1}{2}\|s_1 - \bar{c}\|^2$  by  $s_1, \bar{c} \in S^{d-1}$ . Again by orthogonality,  $\epsilon^2 > \|\tau \cdot g'_1 - \hat{c}\|^2 = \|(I - \bar{c}\bar{c}^\top)\tau \cdot g'_1\|^2 + \|\langle \bar{c}, \tau \cdot g'_1 \rangle - \|\hat{c}\|\|^2$ , which implies

$$\tau \cdot \Delta < \delta \left[ \epsilon - \frac{\delta}{2} (\|\hat{c}\| - \epsilon) \right]. \quad (5)$$

The r.h.s. is positive only when  $0 < \delta < 2\epsilon / (\|\hat{c}\| - \epsilon)$ . Since  $\epsilon$  in Equation (5) is only used as an upper bound on  $\|\tau \cdot g'_1 - \hat{c}\|$ , and Lemma 1 tells us this norm converges to zero,  $\delta \rightarrow 0$  as  $\tau \rightarrow \infty$ .  $\square$

**Proposition 1.** *A PNE always exists in  $n = d = 2$  non-negative hardmax games, but may not without non-negativity or when  $d > 2$ . For  $n = 2$  non-negative softmax games with  $\hat{c} := \frac{1}{n}(1 - \frac{1}{n})\mathbb{E}[c] \neq 0$ , the only possible PNE is  $s_1 = s_2 = \bar{c}$  with  $\bar{c} := \frac{\hat{c}}{\|\hat{c}\|}$  (independently of  $d$ ), but a PNE may not exist. When  $n > 2$ , non-negative softmax games can have a PNE other than  $s_1 = \dots = s_n = \bar{c}$ .*

*Proof of Proposition 1. (I) Hardmax:* For existence when  $n = d = 2$ , let  $\theta_c$  be the angle of  $c$  from (w.l.o.g.)  $[1, 0]$ , and let  $A \subset C$  denote the set of angles such that for every  $\theta_m \in A$ ,  $\mathbb{P}(\theta_c \leq \theta_m) = \frac{1}{2}$  and  $\mathbb{P}(\theta_c \geq \theta_m) = \frac{1}{2}$ , with  $\mathbb{P}$  implied by the underlying  $P_c$ . Then any  $(s_1, s_2) \in A \times A$  is a PNE.

For non-existence when  $d > 2$ , consider  $d = 3$  and  $P_c = \frac{1}{3} \sum_{j=1}^3 \delta_{c_j}$  where  $c_j$  are the three canonical basis vectors. Disregards of  $s_1$  location, there will be a point on the great circle connecting the two most distant points from  $s_1$  (break ties arbitrarily) which is closer to both of the two.

For non-existence without non-negativity in  $d = 2$ , see the hardmax part of the Theorem 2 proof.

**(II) Softmax:** In the  $n = 2$  case, a necessary condition for  $s = (s_1, s_2)$  to be a PNE is that the Riemannian gradients of the utility— $(I - s_i s_i^\top)g_i$  with  $g_i = \nabla_{s_i} u_i(s)$ —are zero. Since  $\nabla_{s_i} u_i(s) = \tau^{-1} \mathbb{E}[p_i(c)(1 - p_i(c))c]$ ,  $g_i$  belongs to the first orthant by the definition of the non-negative game, and it is not zero (for  $\tau > 0$ , all probabilities lie in  $(0, 1)$ , and  $c$  is not a.s. zero since we assumed  $\mathbb{E}[c] \neq 0$ ). Hence the Riemannian gradients can only be zero if  $s_i \propto g_i$ , and in particular  $s_i = g_i / \|g_i\|_2$  because this is the direction which makes dot products with all vectors in the first orthant positive.

Crucially,  $g_1 = g_2$  in 2-player games due to the symmetry of  $p_1(c)(1 - p_1(c)) = p_1(c)p_2(c) = p_2(c)(1 - p_2(c))$ . Therefore at a PNE,  $s_1 = s_2$  in which case  $p_i(c) = \frac{1}{2}$  for all  $c$ , and thus  $g_i(s) \propto \mathbb{E}[c]$ , implying  $s_1 = s_2 = \bar{c}$  is the only possible PNE. To show it may not be a PNE, consider  $P_c = \frac{1}{3}(2\delta_{c_1} + \delta_{c_2})$  for arbitrary non-zero  $c_1 \neq c_2$  in the first orthant. Then  $\bar{c} \propto 2c_1 + c_2$  with  $u_1(\bar{c}, \bar{c}) = u_2(\bar{c}, \bar{c}) = 1/2$ . Fixing  $s_1 = c_1 / \|c_1\|_2$  and taking  $\tau \downarrow 0$ , we get  $u_1(s_1, \bar{c}) \rightarrow 2/3$ , and thus there exists a  $\tau > 0$  for which  $s_1 = c_1 / \|c_1\|_2$  is a strict improvement over  $s_1 = \bar{c}$  when  $s_2 = \bar{c}$ .

For the  $n > 2$  case, we focus on a two-dimensional  $n = 4$  game with  $P_c = \frac{1}{2}(\delta_{c_1} + \delta_{c_2})$  with  $c_1 = [1, 0]^\top$  and  $c_2 = [0, 1]^\top$  (the two canonical basis vectors). In particular, we investigate existence NE of the form  $s_1 = s_2$  and  $s_3 = s_4$ . Since  $d = 2$ , the strategies are restricted to  $S^1$ , we can use polar coordinates to parameterize  $s_i = \varphi(\theta_i) := [\cos(\theta_i), \sin(\theta_i)]^\top$ .

The maximum utility of each player in a NE is  $1/4$ , since otherwise each of the two players in the less profitable location (say  $s_1 = s_2$ ) could jump to the other location ( $s_3 = s_4$ ), gaining utility  $\geq 1/4$ . This narrows down our search to configurations where every player has utility equal to  $1/4$ , which is only the case when  $\theta_1 = \theta_2 = \theta$  and  $\theta_3 = \theta_4 = \frac{\pi}{2} - \theta$  for some  $\theta \in [0, \frac{\pi}{4}] =: K$ . We can thus define

$$Q := \begin{pmatrix} 0 & -1 \\ 1 & 0 \end{pmatrix},$$

and look for which values of  $\theta \in K$  does (w.l.o.g.)  $\nabla_{\theta_1} u_1(s) = \langle g_1, Qs_1 \rangle$  equal zero.

**Lemma 2.** *For a sufficiently small  $\tau > 0$ ,  $f: \theta \mapsto \langle g_1(s), Qs_1 \rangle$  is strictly convex on  $K$ .*

*Proof of Lemma 2.* It is sufficient to prove that  $f'' > 0$  on  $K$ . For this, observe  $f'(\theta) = \|Qs_1\|_{H_1}^2 - \langle g_1, s_1 \rangle$  where  $H_1 := \nabla_{s_1}^2 u_1(s)$ , and  $f''(\theta) = \|Qs_1\|_{\nabla_{\theta_1} H_1}^2 - \langle Qs_1, 3H_1 s_1 + g_1 \rangle \geq \|Qs_1\|_{\nabla_{\theta_1} H_1}^2 - 3\|H_1\|_2 - \|g_1\|_2$ , where by construction

$$\begin{aligned} g_1 &= \frac{1}{2\tau} \begin{pmatrix} p_1(c_1)(1 - p_1(c_1)) \\ p_1(c_2)(1 - p_1(c_2)) \end{pmatrix}, \\ H_1 &= \frac{1}{2\tau^2} \begin{pmatrix} (1 - 2p_1(c_1))p_1(c_1)(1 - p_1(c_1)) & 0 \\ 0 & (1 - 2p_1(c_2))p_1(c_2)(1 - p_1(c_2)) \end{pmatrix} \\ \nabla_{\theta_1} H_1 &= \frac{1}{2\tau^3} \begin{pmatrix} (1 - 6p_1(c_1)(1 - p_1(c_1)))p_1(c_1)(1 - p_1(c_1)) & 0 \\ 0 & (1 - 6p_1(c_2)(1 - p_1(c_2)))p_1(c_2)(1 - p_1(c_2)) \end{pmatrix}, \end{aligned}$$

Hence  $\|Qs_1\|_{\nabla_{\theta_1} H_1}^2 \sim \tau^{-3}$ ,  $\|H_1\|_2 \sim \tau^{-2}$ , and  $\|g_1\|_2 \sim \tau^{-1}$ , implying that for  $\tau$  low enough, the positive term  $\|Qs_1\|_{\nabla_{\theta_1} H_1}^2$  dominates (using that all expressions share the term  $p_1(c)(1 - p_1(c))$ , and thus after dividing and observing  $\tau \rightarrow 0$  gives  $p_1(c)$  close to either one or zero, we get that all the terms scale as  $p_1(c)(1 - p_1(c))/\tau^k$  for the appropriate  $k \in \{1, 2, 3\}$ ).  $\square$

Lemma 2 implies there are at most two NE ( $f$  is strictly convex, and  $f(\theta) = 0$  is a necessary condition). At  $\theta = \frac{\pi}{4}$ ,  $s_1 = s_2 = s_3 = s_4 = \bar{c}$  by definition, which we know is a critical point, so  $f(\frac{\pi}{4}) = 0$ . Since  $g_1 \propto \mathbb{E}[p_1(c)(1 - p_1(c))c] \neq 0$  for any  $\tau > 0$  ( $c$  cannot be a.s. 0 by  $\mathbb{E}[c] \neq 0$  and the non-negativity assumption),  $f(0) = \langle g_1, Qs_1 \rangle > 0$  ( $s_1 = \varphi(0) = e_1 = [1, 0]^\top$ ). The other possible root of  $f$  thus could only be in the interior  $(0, \frac{\pi}{4})$  of  $K$ . Since  $f$  is negative when moving towards  $e_1 = [1, 0]^\top$  increases utility, we can see for example  $f(\frac{\pi}{8}) < 0$  if  $\tau$  is sufficiently small. Hence there exists  $\tau > 0$  and  $\theta_\tau^* \in (0, \frac{\pi}{8})$  s.t.  $f(\theta_\tau^*) = 0$  by the mean value theorem.

So far we have established that  $s_1 = s_2 = \varphi(\theta_\tau^*)$ ,  $s_3 = s_4 = \varphi(\frac{\pi}{2} - \theta_\tau^*)$  is a *local* NE for the corresponding small  $\tau$ . By symmetry, it is sufficient to check if there is a defection strategy for  $s_1$ . Any defection to  $\theta_1 \in (\theta_\tau^*, \frac{\pi}{2} - \theta_\tau^*)$  will result in  $p_1(c) < \frac{1}{4}$  for both  $c = c_1, c_2$ , and thus worse utility. Defection to  $(\frac{\pi}{2} - \theta_\tau^*, \frac{\pi}{2}]$  will not yield utility greater than defection to  $[0, \theta_\tau^*)$  since  $s_3 = s_4 = \varphi(\frac{\pi}{2} - \theta_\tau^*)$ , so it is sufficient to focus on  $\theta_1 \in [0, \theta_\tau^*)$ . Here

$$\begin{aligned} \nabla_{\theta_1} u_1(s) &= \langle g_1, Qs_1 \rangle \\ &\propto p_1(c_2)(1 - p_1(c_2)) \cos(\theta_1) - p_1(c_1)(1 - p_1(c_1)) \sin(\theta_1) \\ &\geq p_1(c_1)(1 - p_1(c_1)) [\cos(\theta_1) - \sin(\theta_1)], \end{aligned}$$

since  $p_1(c_1)$  grows quicker than  $p_1(c_2)$  decays. By construction,  $\theta_\tau^* < \frac{\pi}{4}$ , and we know  $\cos(\theta) - \sin(\theta) > 0$  for  $\theta \in [0, \frac{\pi}{4})$ . In other words, the utility of  $s_1$  is strictly increasing on  $\theta_1 \in [0, \theta_\tau^*)$ , i.e., none of the corresponding  $s_1 = \varphi(\theta_1)$  is an improvement. Hence  $s_1 = s_2 = \varphi(\theta_\tau^*)$ ,  $s_3 = s_4 = \varphi(\frac{\pi}{2} - \theta_\tau^*)$  is a NE. (The construction is illustrated in Figure 6).  $\square$

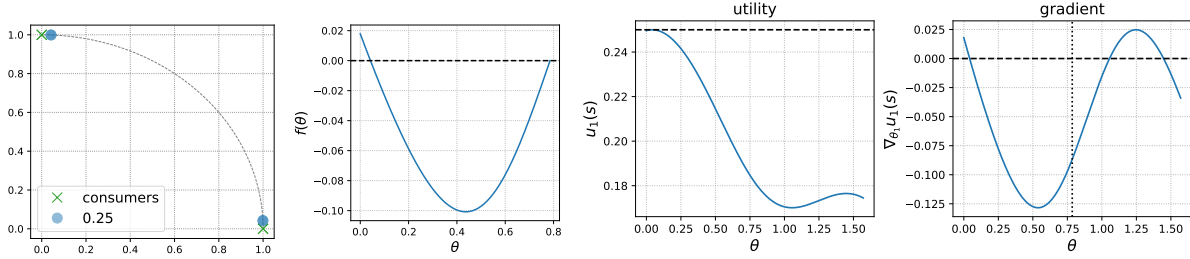


Figure 6:  $n > 2$  softmax case from the proof of Proposition 1. **Left:** Symmetric PNE location (here for  $\tau = \frac{1}{4}$ ). **Middle left:** Plot of  $f(\theta) = \langle g_1(s), Qs_1 \rangle$  with  $s_1 = s_2 = \varphi(\theta)$  and  $s_3 = s_4 = \varphi(\frac{\pi}{2} - \theta)$ . **Right:** Plot of utility and its gradient for all possible defection strategies  $s_1 = \varphi(\theta_1)$  with  $s_2, s_3, s_4$  kept put in the positions shown on the right. Vertical line shows  $\frac{\pi}{4}$  (right end of  $K$ ).

## A.2 Inline statements

**Lemma 3.** *The distribution from the part (I) of the proof of Theorem 2— $d = 2$ ,  $P_c = \frac{1}{3} \sum_{j=1}^3 \delta_{c_j}$  with  $c_j \neq c_k \frac{2\pi}{3}$  apart—admits a mixed NE  $P_1 = P_2 = P_c$  at  $\tau = 0$ .*

*Proof of Lemma 3.* By symmetry,  $u_i(P_c, P_c) = \frac{1}{2}$ ,  $\forall i$ . Since for any  $s_1 \in \text{supp}(P_c) = \{c_1, c_2, c_3\}$

$$\mathbb{E}_{c, s_2}[u_1(s_1, s_2) | s_1] = \frac{1}{3}[u_1(s_1, c_1) + u_1(s_1, c_2) + u_1(s_1, c_3)] = \frac{1}{3}[1 \cdot \frac{1}{2} + 2 \cdot \frac{1}{3}(1 + \frac{1}{2} + 0)] = \frac{1}{2},$$

all we need is to show that  $\mathbb{E}_{c, s_2}[u_1(s_1, s_2) | s_1] \leq \frac{1}{2}$  for any  $s_1 \notin \text{supp}(P_c)$ . W.l.o.g. assume  $s_1$  lies on the geodesic connecting  $c_1$  and  $c_3$  (i.e., on the arc opposite of  $c_2$ ). Such an  $s_1$  is closer to  $c_1$  and  $c_3$  than  $c_2$  ( $u_1(s_1, c_2) = \frac{2}{3}$ ), but is further from  $c_1$  and  $c_2$  (resp.  $c_3$  and  $c_2$ ) than  $c_1$  (resp.  $c_3$ ). Hence

$$\mathbb{E}_{c, s_2}[u_1(s_1, s_2) | s_1] = \frac{1}{3}[u_1(s_1, c_1) + u_1(s_1, c_2) + u_1(s_1, c_3)] = \frac{1}{3}[1 \cdot \frac{2}{3} + 2 \cdot \frac{1}{3}] = \frac{4}{9}.$$

Since  $\frac{4}{9} < \frac{1}{2}$ ,  $s_1$  has no incentive to move any of its mass away from  $\text{supp}(P_c)$ .  $\square$

## B Hardmax games

In this section we present two different algorithms for finding mixed Nash equilibria in two-player hardmax games. We note that the set of allowable mixed strategies must be restricted in some way since certain distributions with support on the unit-sphere  $S^{d-1}$  require infinite storage. Hence, our first algorithm finds a mixed NE for a discretized strategy space, while our second algorithm considers settings where  $P_c$  is discrete and finds a mixed NE with support over a finite number of pure strategies in the original non-discretized space, assuming such a mixed NE exists.

We caution that both of these algorithms can only find mixed NE for small exposure games due to their poor scaling properties. We list them here to highlight the difficulty of solving hardmax games when compared to the softmax setting and to serve as inspiration for future research into more efficient algorithms.

### B.1 Discretized Games

We first consider the setting where both players may only choose mixed strategies with support over a finite subset  $A = \{s^{(1)}, s^{(2)}, \dots, s^{(m)}\} \subset S^{d-1}$  of pure strategies. This setting includes embeddings that are represented using floating point numbers although  $A$  will be very large. In this case the mixed strategy of the players can be expressed as an  $m$ -dimensional probability vector  $\pi_i$  with  $\pi_{ij} = P_i(s^{(j)})$ . Since there are a finite set of pure strategies a mixed NE is guaranteed to exist [88]. Furthermore since this is a two-player constant-sum game we can find a mixed NE by solving the following linear program [89]

$$\begin{aligned} & \underset{\alpha}{\text{maximize}} && \alpha \\ & \text{subject to} && Ux \geq \alpha \mathbf{1} \\ & && \mathbf{1}^\top x = 1 \\ & && x_i \geq 0, i = 1, \dots, m, \end{aligned}$$

where  $U_{ij} = u_1(s^{(i)}, s^{(j)})$ . Then the strategies where  $\pi_1 = \pi_2 = x$ , correspond to a mixed NE. While such a problem is simple to formulate and solve, the number of possible strategies will grow rapidly as  $d$  increases for most discretization schemes. For example, we might create a uniform grid of  $k$  points over each spherical coordinate, in which case we will have  $m = k^{d-1}$  pure strategies to consider.

### B.2 Finite Support

Next, we consider the setting where both players choose mixed strategies with support over at most  $m$  pure strategies and the support of  $P_c$  is over  $l$  points,  $\text{supp}(P_c) = \{c_1, c_2, \dots, c_l\}$ . Unlike the discretized case however, the players may choose any pure strategy that lies on  $S^{d-1}$ . We begin by outlining a method that, given a mixed strategy  $P$ , finds all pure strategies  $D$  that dominate it:  $\mathbb{E}_{s_1 \sim P}[u_1(s_1, s_2) - u_2(s_1, s_2)] < 0$  for all  $s_2 \in D$ . Where we assume Player 1 provides the mixed strategy without loss of generality by symmetry. We will then use this method as a subroutine to find mixed nash equilibria.

**Lemma 4.**  $(P_1, P_2)$  is a mixed NE if and only if  $\mathbb{E}_{s_1 \sim P_1}[u_1(s_1, s)] \geq \frac{1}{2}$  and  $\mathbb{E}_{s_2 \sim P_2}[u_2(s, s_2)] \geq \frac{1}{2}$  for all pure strategies  $s \in S^{d-1}$ .

*Proof of Lemma 4.* Assume  $(P_1, P_2)$  is a mixed NE, then by definition  $\mathbb{E}_{(s_1, s_2) \sim (P_1, P_2)}[u_1(s_1, s_2)] \geq \frac{1}{2}$  for all mixed strategies  $P \in \mathcal{P}(S^{d-1})$ , since each pure strategy is also a mixed strategy it follows that  $\mathbb{E}_{s_1 \sim (P_1, s)}[u_1(s_1, s)] \geq \frac{1}{2}$  for all  $s \in S^{d-1}$ . Similarly for Player 2.

Now assume we have two mixed strategies  $(P_1, P_2)$  such that  $\mathbb{E}_{s_1 \sim P_1}[u_1(s_1, s)] \geq \frac{1}{2}$  and  $\mathbb{E}_{s_2 \sim P_2}[u_2(s, s_2)] \geq \frac{1}{2}$  for all  $s \in S^{d-1}$ . Given a mixed strategy  $P \in \mathcal{P}(S^{d-1})$  it follows that

$$\begin{aligned} \mathbb{E}_{(s_1, s_2) \sim (P_1, P)}[u_1(s_1, s_2)] &= \mathbb{E}_{s_2 \sim P}[\mathbb{E}_{s_1 \sim P_1}[u_1(s_1, s_2)]] \\ &= \int_{S^{d-1}} \mathbb{E}_{s_1 \sim P_1}[u_1(s_1, s_2)] dP(s_2) \\ &\geq \int_{S^{d-1}} \frac{1}{2} dP(s_2) = \frac{1}{2}. \end{aligned}$$

Similarly for Player 2. □

Lemma 4 allows us to only consider pure strategies when checking if strategies are mixed NE.

Now given a mixed strategy  $P$  with finite support  $\text{supp}(P) = \{s^{(1)}, s^{(2)}, \dots, s^{(m)}\}$  we can find every subset of  $S^{d-1}$  that does not satisfy the condition in Lemma 4. Each  $s^{(i)}$  partitions  $S^{d-1}$  into  $3^l$  disjoint partitions  $\mathcal{X}^{(i)} = \{X_1^{(i)}, X_2^{(i)}, \dots, X_{3^l}^{(i)}\}$ , with  $X_j^{(i)}$  satisfying

$$j_k = \begin{cases} 2 & \text{if } \langle s^{(i)}, c_k \rangle > \langle s, c_k \rangle \\ 1 & \text{if } \langle s^{(i)}, c_k \rangle = \langle s, c_k \rangle \\ 0 & \text{if } \langle s^{(i)}, c_k \rangle < \langle s, c_k \rangle, \end{cases}$$



for all pure strategies  $s \in X_j^{(i)}$ , where  $j_k$  is the  $k$ -th digit in the ternary representation of  $j$ . We can further partition the space into  $3^{lm}$  disjoint partitions  $\mathcal{Y} = \{Y_1, Y_2, \dots, Y_{3^{lm}}\}$  with  $Y_i = \bigcap_{j=1}^m X_{i_j}^{(j)}$  where  $i_j$  is the  $j$ -th digit of the  $3^l$ -ary representation of  $i$ .

For every  $Y \in \mathcal{Y}$  we have  $\mathbb{E}_{s_1 \sim P}[u_1(s_1, s)] = \mathbb{E}_{s_1 \sim P}[u_1(s_1, s')]$  for all  $s, s' \in Y$  by construction. Thus, we can find the set of all pure strategies  $D$  that dominate  $P$  by iterating over  $\mathcal{Y}$ , testing a single point in each partition, and taking unions:

$$Z = \left\{ Y \in \mathcal{Y} : s \in Y \implies \mathbb{E}_{s_1 \sim P}[u_1(s_1, s)] < \frac{1}{2} \right\}, \quad D = \bigcup_{Y \in Z} Y.$$

It follows from Lemma 4 that  $(P, P)$  is a mixed NE if and only if  $D$  is empty.

Finally, we outline a method to find mixed NE. We first note that for every positive integer  $m$ , every pure strategy  $s \in S^{d-1}$  defines a feasible set  $F_s$  of all mixed strategies with support over at most  $m$  pure strategies that are not dominated by  $s$ , that is:

$$F_s = \left\{ P = \sum_{i=1}^m \pi_i \delta_{s^{(i)}} : \sum_{i=1}^m \pi_i u_1(s^{(i)}, s) \geq \frac{1}{2} \right\},$$

where  $\pi$  is an  $m$ -dimensional probability vector. It follows from Lemma 4 that if  $P$  is mixed strategy with support over at most  $m$  points then  $(P, P)$  is a mixed NE if and only if  $P \in \bigcap_{s \in S^{d-1}} F_s$ . We can frame finding such a strategy  $P$  as an optimization problem

$$\begin{aligned} & \underset{\mathbf{P} \subseteq \mathcal{P}}{\text{minimize}} && |\mathbf{P}| \\ & \text{subject to} && \mathbf{P} \cap F_s \neq \emptyset, \quad s \in S^{d-1}, \end{aligned}$$

where  $\mathcal{P}$  is the set of all mixed strategies with support over at most  $m$  pure strategies. An optimal solution with more than one element in  $\mathbf{P}$  indicates that there does not exist a mixed strategy with support over  $m$  points or fewer, whereas if  $|\mathbf{P}| = 1$  then  $(P, P)$  is a mixed strategy where  $P$  is the singleton element in  $\mathbf{P}$ .

This is an instance of the *implicit hitting set problem*. Hence, we can use the algorithm proposed in Section 2.1 of Chandrasekaran et al. [90] to solve the above optimization problem. Their algorithm assumes an oracle that, given a proposed subset  $\mathbf{P} \subseteq \mathcal{P}$  will return a subset  $F_s$  that is not hit  $\mathbf{P} \cap F_s = \emptyset$  or will certify  $\mathbf{P}$  as a feasible solution to the above optimization problem. We can easily achieve this by finding all dominating pure NE using our proposed method above for each  $P \in \mathbf{P}$  and taking the intersection of the resulting sets. If the intersection is empty then  $\mathbf{P}$  is a feasible solution, otherwise every element in the intersection represents a subset  $F_s$  that has not been hit by  $\mathbf{P}$ .

## C Experiments

### C.1 Setup

The LastFM dataset was preprocessed by Shakespeare et al. [61]. Original larger scale sweep was executed with  $n \in \{10, 25, 100, 500, 1500\}$ ,  $d \in \{3, 10, 50, 100\}$ , stepsize in  $\{10^{-3}, 10^{-2}, 10^{-1}\}$ , and  $\tau \in \{10^{-2}, 10^{-1}, 0.25, 0.5, 1.0\}$ . We only used 2 random seeds for the recommender, and 3 random seeds for our LNE-finding algorithm (i.e., 6 runs in total per configuration). For the reported results, stepsize sweep was restricted to  $\{10^{-2}, 10^{-1}\}$ ; the number of steps was upper bounded by 50,000 (all runs have successfully converged to a fixed point as mentioned). While our code contains an option to `scale_lr_by_temperature` (see the `config.py` file in the provided code), which multiplies the stepsize by  $\tau$  before its use, we did not use this option in the experiments.

The second-order Riemannian test (Definition 3) is implemented in `manifold.py`. Defining the tangent space projection  $\Pi_i := (I - s_i s_i^\top)$ , we consider a candidate strategy profile  $s \in (S^{d-1})^n$  as *violating* the second order test if any of the Riemannian gradients  $\Pi_i \nabla_{s_i} u_i(s)$  had  $\ell^2$ -norm higher than  $10^{-5} \cdot \sqrt{d}$ , or the Riemannian Hessian  $\Pi_i [\nabla_{s_i}^2 u_i(s)] \Pi_i - \langle s_i, \nabla_{s_i} u_i(s) \rangle \Pi_i$  had a strictly positive eigenvalue (no tolerance used here).

The final MovieLens and LastFM experiments were run on 72 AWS machines, each with 4 CPU cores, for 5 hours. Including preliminary and failed runs, we used over 50K CPU hours.

### C.2 Additional plots

Appendix C.2.1 contains plots where the second-order test confirmed and LNE. Appendix C.2.2 then offers comparison to a third ranking algorithm: standard matrix factorization [MF; 20], i.e., PMF with additional bias terms. The bias terms effect interpretation of  $\tau$  values, and we also ignore them when running the LNE-finding algorithm. This makes the comparison with PMF and NMF difficult, which is why we excluded MF from the main text. Results in Appendix C.2.2 again contain runs where the second-order test did not rule out a LNE.

### C.2.1 LNE confirmed by the second-order test

As mentioned, the plots shown in the main body of the paper are for runs where the second-order Riemannian test did not rule out that the found pure strategy profile is a LNE. Here we show exactly the same plots with only the runs where the test confirmed a LNE. The difference is that here we exclude the runs where the Riemannian Hessian had at least one zero eigenvalue associated with a direction perpendicular to  $s_i$ , for at least one  $i \in [n]$ . As you see below, this had little effect on the LastFM results, but has non-negligibly reduced the number of admitted runs for MovieLens.

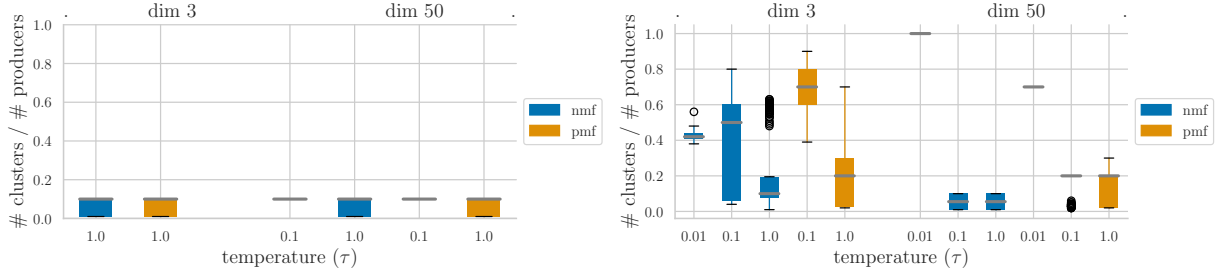


Figure 7: A counterpart to Figure 3 with runs where LNE test was inconclusive excluded.

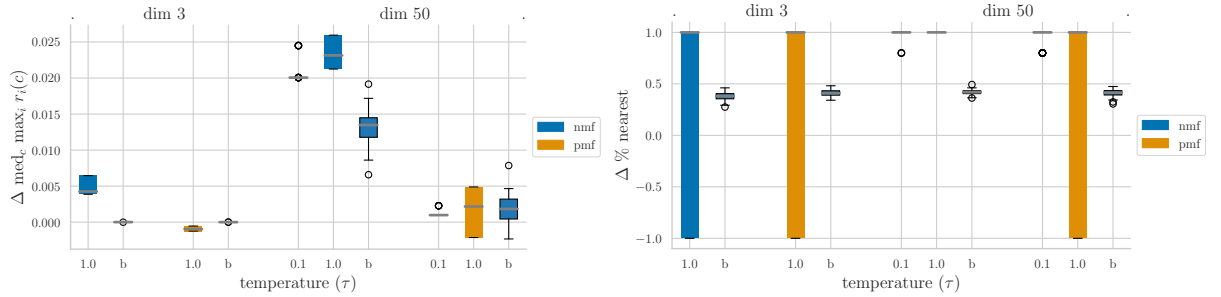


Figure 8: A counterpart to Figure 4 with runs where LNE test was inconclusive excluded.

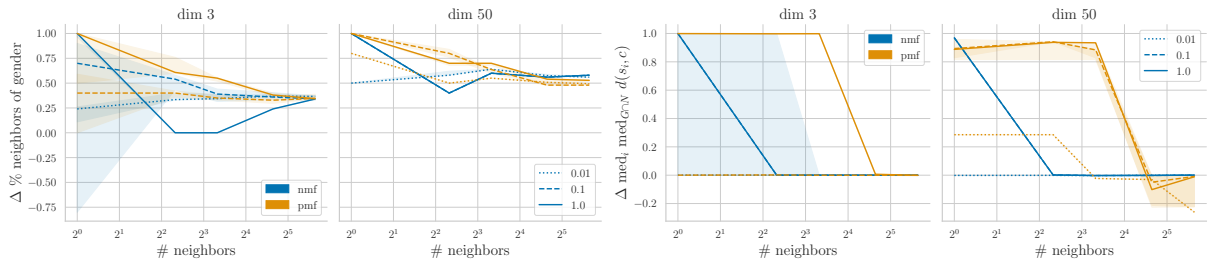


Figure 9: A counterpart to Figure 5 with runs where LNE test was inconclusive excluded.

### C.2.2 Matrix factorization (PMF with biases) results

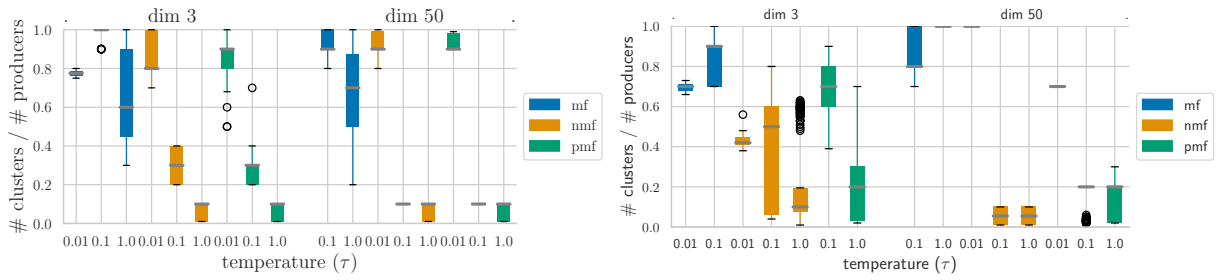


Figure 10: A counterpart to Figure 3 with added MF results.

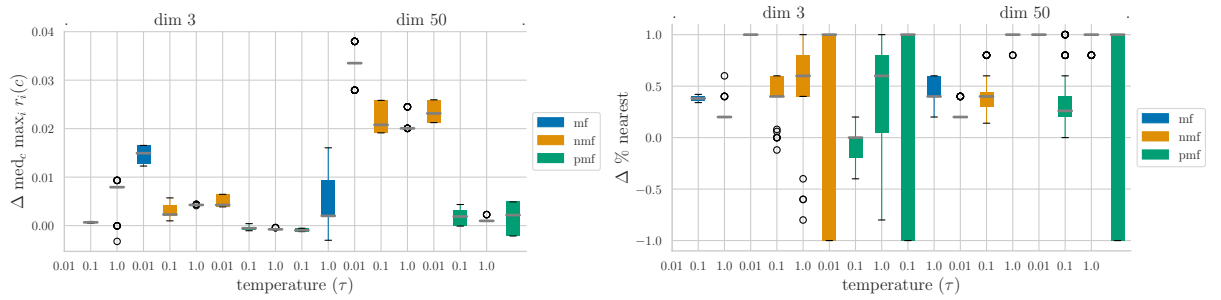


Figure 11: A counterpart to Figure 4 with added MF results. Baselines omitted to reduce clutter.

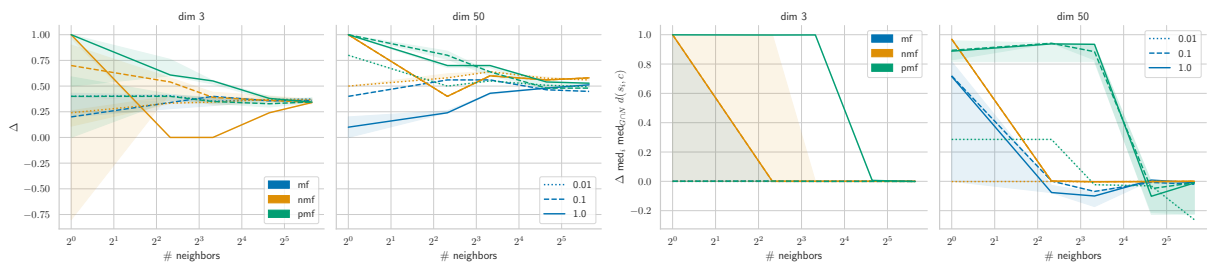


Figure 12: A counterpart to Figure 5 with added MF results.