

A classification of nonequilibrium steady states based on temperature correlations

Sergio Davis^{1,2}

¹Research Center on the Intersection in Plasma Physics, Matter and Complexity, P²mc, Comisión Chilena de Energía Nuclear, Casilla 188-D, Santiago, Chile

²Departamento de Física, Facultad de Ciencias Exactas, Universidad Andres Bello. Sazié 2212, piso 7, 8370136, Santiago, Chile.

E-mail: sergio.davis@cchen.cl

Abstract. Although generalized ensembles have now been in use in statistical mechanics for decades, including frameworks such as Tsallis' nonextensive statistics and superstatistics, a classification of these generalized ensembles outlining the boundaries of validity of different families of models, is still lacking. In this work, such a classification is proposed in terms of *supercanonical* and *subcanonical* ensembles, according to a newly defined parameter, the inverse temperature covariance parameter \mathcal{U} . This parameter is non-negative in superstatistics (and is equal to the variance of the inverse temperature) but can be negative for other families of statistical ensembles, acquiring then a broader meaning. It is shown that \mathcal{U} is equal for every region of a composite system in a steady state, and examples are given of supercanonical and subcanonical states.

1. Introduction

Ensembles beyond the canonical ensemble of equilibrium thermodynamics have already been used for decades. On the one hand, they have been successful in describing nonequilibrium systems in steady states such as plasmas [1–4], self-gravitating systems [5–7] and other complex systems [8–10]. On the other hand, they have extended existing computer simulation methods [11]. Among these generalized ensembles, the q -canonical ensemble, commonly associated with Tsallis' nonextensive statistics [12], is widely used in the description of a variety of complex systems that follow power laws [13]. Instead of the traditional canonical ensemble

$$P(\mathbf{x}|\beta) = \frac{\exp(-\beta\mathcal{H}(\mathbf{x}))}{Z(\beta)}, \quad (1)$$

that describes thermal equilibrium for a system with Hamiltonian \mathcal{H} at inverse temperature $\beta = 1/(k_B T)$, the q -canonical ensemble considers a microstate distribution of the form

$$P(\mathbf{x}|q, \beta) = \frac{\exp(-\beta\mathcal{H}(\mathbf{x}); q)}{Z_q(\beta)}, \quad (2)$$

having an additional parameter q , where

$$\exp(x; q) := \left[1 + (1 - q)x\right]_+^{\frac{1}{1-q}} \quad (3)$$

is the q -exponential function. Because $\exp(x; 1) = \exp(x)$, the limit $q \rightarrow 1$ of (2) recovers (1), so the canonical ensemble is contained as a particular case.

Despite the success of these generalized ensembles, there are still fundamental questions about their range of validity. For instance, it has been clearly established [14] that states with $q > 1$ are qualitatively different than those with $q < 1$, and have been classified as subadditive and superadditive, respectively [15]. Moreover, only states with $q \geq 1$ can be described using superstatistics [16, 17], an elegant framework which assumes that temperature is a random variable with distribution $P(\beta|S)$, such that the joint distribution of β and the microstate \mathbf{x} is given by

$$P(\mathbf{x}, \beta|S) = P(\mathbf{x}|\beta, S)P(\beta|S) = \left[\frac{\exp(-\beta\mathcal{H}(\mathbf{x}))}{Z(\beta)} \right] P(\beta|S). \quad (4)$$

Beyond the studies regarding the q -canonical ensemble, however, no attempt has been made to classify the nonequilibrium steady states in general, or to search for any general explanation of the differences between the two separate regimes of q -canonical states. In this work we propose such a classification of nonequilibrium steady states into two large categories, namely supercanonical and subcanonical states, using a statistical measure of the covariance between temperature fluctuations.

This paper is organized as follows. In Section 2 we first review two definitions of temperature for generalized ensembles, then in Sections 3 and 4 we introduce the inverse temperature covariance \mathcal{U} , in terms of which we will express our main results, and present the proposed classification of nonequilibrium steady states. Section 5 presents some examples of nonequilibrium steady states in each category, and we provide some concluding remarks in Section 6.

2. Steady states, temperatures and superstatistics

We will define a generalized ensemble S as any non-equilibrium steady state with microstate probabilities of the form

$$P(\mathbf{x}|S) = \rho(\mathcal{H}(\mathbf{x}); S), \quad (5)$$

where the function ρ is the ensemble function associated to S . If an arbitrary value of \mathcal{H} is denoted by E , the energy distribution in this ensemble is given by

$$P(\mathcal{H} = E|S) = \rho(E; S)\Omega(E) \quad (6)$$

with

$$\Omega(E) := \int d\mathbf{x} \delta(E - \mathcal{H}(\mathbf{x})) \quad (7)$$

the density of states. A particular class among these steady states is described by superstatistics, as defined by (4). By integrating over β we obtain the microstate distribution

$$P(\mathbf{x}|S) = \int_0^\infty d\beta P(\mathbf{x}, \beta|S) = \int_0^\infty d\beta P(\beta|S) \left[\frac{\exp(-\beta\mathcal{H}(\mathbf{x}))}{Z(\beta)} \right], \quad (8)$$

and therefore the superstatistical ensemble function is

$$\rho(E; S) = \int_0^\infty d\beta P(\beta|S) \left[\frac{\exp(-\beta E)}{Z(\beta)} \right]. \quad (9)$$

From (8) it is clear that the canonical ensemble at β_0 is recovered from superstatistics when β_0 is the only possible value of temperature, that is, when

$$P(\beta|\beta_0) = \delta(\beta - \beta_0). \quad (10)$$

Every steady state defined by (5) has a *fundamental inverse temperature* function $\beta_F(E; S)$, given by

$$\beta_F(E; S) := -\frac{\partial}{\partial E} \ln \rho(E; S) \quad (11)$$

and such that the canonical ensemble is the only ensemble where β_F is a constant function, $\beta_F(E; \beta_0) = \beta_0$. Another definition of temperature, this time being intrinsic to the Hamiltonian, i.e. independent of the ensemble function, is provided by the *microcanonical inverse temperature*,

$$\beta_\Omega(E) := \frac{\partial}{\partial E} \ln \Omega(E), \quad (12)$$

also known in the community of computer simulation as the *statistical temperature* [18]. This temperature corresponds to the thermodynamic definition

$$\frac{1}{T} := \frac{\partial S}{\partial E}, \quad (13)$$

with $S(E) := k_B \ln \Omega(E)$ the Boltzmann entropy. Note that the most probable energy, denoted by E^* , is a solution of the extremum equation

$$0 = \frac{\partial}{\partial E} \ln P(\mathcal{H} = E|S) \Big|_{E=E^*} = \beta_F(E^*) - \beta_\Omega(E^*), \quad (14)$$

therefore it is such that it equalizes the fundamental and microcanonical inverse temperatures. The specific heat C_E at constant energy is connected to this microcanonical temperature through the relation

$$C_E := \left(\frac{\partial T(E)}{\partial E} \right)^{-1} = -\frac{\beta_\Omega(E)^2}{\beta_\Omega'(E)}, \quad (15)$$

and is in general a function of E . From this definition is clear that the sign of C_E is always the opposite of the sign of the derivative $\beta_\Omega'(E)$.

By assuming that the energy distribution in (6) has zero probability at its boundaries, and invoking the conjugate variables theorem (CVT) [19, 20], we obtain the identity

$$\left\langle \frac{\partial \omega}{\partial E} \right\rangle_S = - \left\langle \omega \frac{\partial}{\partial E} \ln P(E|S) \right\rangle_S = \left\langle \omega (\beta_F - \beta_\Omega) \right\rangle_S, \quad (16)$$

where $\omega = \omega(E)$ is an arbitrary, differentiable function of the energy. Taking $\omega(E) = 1$ we readily see that

$$\langle \beta_F \rangle_S = \langle \beta_\Omega \rangle_S, \quad (17)$$

and we will refer to this mean inverse temperature as the inverse temperature β_S of the ensemble,

$$\beta_S := \langle \beta_\Omega \rangle_S = \langle \beta_F \rangle_S. \quad (18)$$

In the case of superstatistics, it follows directly from the definition of β_F in (11) that

$$\beta_F(E; S) = - \frac{\partial}{\partial E} \ln \rho(E; S) = \int_0^\infty d\beta \left[\frac{P(\beta|S) \exp(-\beta E)}{\rho(E; S) Z(\beta)} \right] \beta = \langle \beta \rangle_{E,S}, \quad (19)$$

where we have recognized the conditional distribution

$$P(\beta|E, S) = \frac{P(E, \beta|S)}{P(E|S)} = \frac{P(\beta|S) \exp(-\beta E)}{\rho(E; S) Z(\beta)}. \quad (20)$$

By taking expectation of (19) in the form

$$\langle \beta \rangle_{E,S} = \beta_F(E), \quad (21)$$

using $P(\mathcal{H} = E|S)$, we can also assert that $\langle \beta \rangle_S = \beta_S$, where the expectation of the left-hand side is the mean superstatistical inverse temperature.

3. The inverse temperature covariance \mathcal{U}

In previous works [21] it was shown that the variance of the superstatistical inverse temperature β can, in principle, be measured through the equality

$$\text{Var}(\beta; S) = \text{Var}(\beta_\Omega; S) + \langle \beta_\Omega' \rangle_S. \quad (22)$$

where $\text{Var}(A; S)$ denotes the variance of the quantity A in the steady state S , defined as

$$\text{Var}(A; S) := \langle (\delta A)^2 \rangle_S = \langle A^2 \rangle_S - \langle A \rangle_S^2. \quad (23)$$

The quantity in the right-hand side of (22),

$$\mathcal{U} := \text{Var}(\beta_\Omega; S) + \langle \beta_\Omega' \rangle_S, \quad (24)$$

only involves the statistics of the microcanonical inverse temperature and, according to (22), is non-negative in the case of superstatistics.

Because the variance of β is equal to zero only in the canonical ensemble, that case corresponds to $\mathcal{U} = 0$. However, the condition $\mathcal{U} \geq 0$ does not always hold for more general steady states, as \mathcal{U} has been shown to take negative values in certain states outside superstatistics [22].

The fact that \mathcal{U} can be either positive or negative, and furthermore, that $\mathcal{U} = 0$ for the canonical ensemble, suggests a classification of steady states into *supercanonical* states, where $\mathcal{U} > 0$, and *subcanonical* states, with $\mathcal{U} < 0$. Although in the subcanonical case \mathcal{U} can no longer be associated with a variance, it is always equal to the covariance between β_F and β_Ω ,

$$\mathcal{U} = \langle \delta\beta_F \delta\beta_\Omega \rangle_S \quad (25)$$

which can be negative. This follows directly by choosing $\omega(E) = \beta_\Omega(E)$ in (16). By instead choosing $\omega(E) = \beta_F(E)$ we obtain an alternative expression, this time in terms of the fundamental inverse temperature, namely

$$\mathcal{U} = \text{Var}(\beta_F; S) - \langle \beta_F' \rangle_S, \quad (26)$$

by which we can immediately see that a constant β_F function, having zero variance and zero derivative, implies $\mathcal{U} = 0$. By using $\omega(E) = \beta_F(E) - \beta_\Omega(E)$ in (16), we obtain

$$\langle \beta_F' \rangle_S - \langle \beta_\Omega' \rangle_S = \langle (\beta_F - \beta_\Omega)^2 \rangle_S \geq 0 \quad (27)$$

hence we have the inequality

$$\langle \beta_F' \rangle_S \geq \langle \beta_\Omega' \rangle_S. \quad (28)$$

From this inequality and using (24) and (26) it follows that

$$\text{Var}(\beta_F; S) > \text{Var}(\beta_\Omega; S) \quad \text{for } \langle \beta_\Omega' \rangle_S > 0, \quad (29)$$

while on the other hand,

$$\text{Var}(\beta_\Omega; S) > \text{Var}(\beta_F; S) \quad \text{for } \langle \beta_F' \rangle_S < 0. \quad (30)$$

In both these cases where the ordering of the variances is well established we see, by replacing in (24) or (26) respectively, that $\mathcal{U} > 0$, which means there are two clearly disjoint regimes within the supercanonical states, that we will refer to as supercanonical-A when the variance of β_F is higher, and supercanonical-B otherwise. No such clear separation occurs for the subcanonical ($\mathcal{U} < 0$) states: they only require that $\langle \beta_F' \rangle_S > 0$ and $\langle \beta_\Omega' \rangle_S < 0$, and are therefore always consistent with (28).

Table 1 shows the proposed classification of steady states in this work. All of superstatistics, including the canonical ensemble, is contained in the supercanonical B class, so we see that there are three entire categories outside superstatistics.

	Sign of \mathcal{U}	Signature	Ordering of variances	Sign of C_E
Supercanonical A	$\mathcal{U} > 0$	$(+, +)$	$\text{Var}(\beta_F; S) > \text{Var}(\beta_\Omega; S)$	$C_E < 0$
Supercanonical B	$\mathcal{U} \geq 0$	$(-, -)$	$\text{Var}(\beta_\Omega; S) > \text{Var}(\beta_F; S)$	$C_E > 0$
Subcanonical A	$\mathcal{U} \leq 0$	$(-, +)$	$\text{Var}(\beta_F; S) > \text{Var}(\beta_\Omega; S)$	$C_E > 0$
Subcanonical B	$\mathcal{U} \leq 0$	$(-, +)$	$\text{Var}(\beta_\Omega; S) > \text{Var}(\beta_F; S)$	$C_E > 0$

Table 1. Defining features of the classification of steady states proposed in this work, consisting of supercanonical and subcanonical systems. Superstatistical states, including the canonical ensemble, belong to the supercanonical-B class. The *signature* of a state is the sign of $\langle \beta_\Omega' \rangle_S$ followed by the sign of $\langle \beta_F' \rangle_S$, where the signature $(+, -)$ is forbidden by the inequality in (28).

3.1. Subsystem and environment

Let us consider a composite system in a nonequilibrium steady state. Its Hamiltonian \mathcal{H} is given by the sum of two terms, the energy $H(\mathbf{x})$ of the subsystem \mathbf{x} and the energy $G(\mathbf{y})$ of the environment \mathbf{y} , that is,

$$\mathcal{H}(\mathbf{x}, \mathbf{y}) = H(\mathbf{x}) + G(\mathbf{y}), \quad (31)$$

so that the distribution of microstates is

$$P(\mathbf{x}, \mathbf{y}|S) = \rho(H(\mathbf{x}) + G(\mathbf{y}); S). \quad (32)$$

Here \mathbf{x} and \mathbf{y} denote the entire set of degrees of freedom, both kinetic and configurational. As the notation becomes intricate for all the quantities in subsystem and environment, a summary is presented in Table 2.

The joint distribution of the energy h of the subsystem and the energy g of the environment is given by

$$\begin{aligned} P(h, g|S) &= \left\langle \delta(h - H(\mathbf{x}))\delta(g - G(\mathbf{y})) \right\rangle_S \\ &= \int d\mathbf{x}d\mathbf{y} \rho(H(\mathbf{x}) + G(\mathbf{y}); S) \delta(h - H(\mathbf{x}))\delta(g - G(\mathbf{y})) \\ &= \rho(h + g; S)\Omega_H(h)\Omega_G(g), \end{aligned} \quad (33)$$

where Ω_H and Ω_G are the densities of states of subsystem and environment, respectively. We can see that these energies are in general correlated unless $\rho(h+g)$ is separable, which is the case for the canonical ensemble. The general form of the fluctuation-dissipation theorem for the derivative of expectations [20] gives, for an arbitrary function $\omega(h, g)$, the identity

$$\frac{\partial}{\partial h} \langle \omega \rangle_{h,S} = \left\langle \frac{\partial \omega}{\partial h} \right\rangle_{h,S} + \left\langle \omega \frac{\partial}{\partial h} \ln P(g|h, S) \right\rangle_{h,S}, \quad (34)$$

which upon replacing

$$P(g|h, S) = \frac{P(h, g|S)}{P(h|S)} = \frac{\rho(h + g; S)\Omega_G(g)}{\rho_h(h; S)} \quad (35)$$

gives, for the logarithmic derivative,

$$\frac{\partial}{\partial h} \ln P(g|h, S) = b_F(h) - \beta_F(h + g; S), \quad (36)$$

and reduces (34) to

$$\frac{\partial}{\partial h} \langle \omega \rangle_{h,S} = \left\langle \frac{\partial \omega}{\partial h} \right\rangle_{h,S} + \langle \omega (b_F - \beta_F) \rangle_{h,S}. \quad (37)$$

In a similar way, applying the CVT to $P(g|h, S)$ and using the logarithmic derivative

$$\frac{\partial}{\partial g} \ln P(g|h, S) = \mathcal{B}_\Omega(g) - \beta_F(h + g; S), \quad (38)$$

we obtain

$$\left\langle \frac{\partial \omega}{\partial g} \right\rangle_{h,S} = \langle \omega (\beta_F - \mathcal{B}_\Omega) \rangle_{h,S}. \quad (39)$$

Setting $\omega(h, g) = 1$ in (37) we readily obtain

$$\langle b_F - \beta_F \rangle_{h,S} = 0, \quad (40)$$

and because b_F is only a function of h , we can write

$$\langle \beta_F \rangle_{h,S} = b_F(h). \quad (41)$$

This rule expresses the fundamental inverse temperature of the subsystem as a conditional mean of the fundamental inverse temperature of the entire system. Taking expectation over h in the state S we see that

$$\langle b_F \rangle_S = \langle \beta_F \rangle_S = \beta_S. \quad (42)$$

In other words, the inverse temperature of the composite system must be equal to the inverse temperature of the subsystem. Repeating the argument but using g instead of h , we see that

$$\langle b_F \rangle_S = \langle \mathcal{B}_\Omega \rangle_S = \beta_S, \quad (43)$$

and this is an extension of the defining property of temperature as the quantity that equalizes in equilibrium. Additionally, using (39) with $\omega(h, g) = 1$ gives the important result

$$\langle \mathcal{B}_\Omega \rangle_{h,S} = \langle \beta_F \rangle_{h,S} = b_F(h), \quad (44)$$

where the last equality is due to (41). This new relation in (44) is a generalization of

$$b_F(h) = \mathcal{B}_\Omega(E - h) \quad (45)$$

for the case where $h + g = E$ is fixed, as mentioned in Ref. [22]. It implies that the fundamental (inverse) temperature of a subsystem is measurable if we have access to the conditional energy distribution $P(g|h, S)$.

Property	Domain	Notation
Hamiltonian	Entire system	$\mathcal{H}(\mathbf{x}, \mathbf{y})$
Hamiltonian	Subsystem	$H(\mathbf{x})$
Hamiltonian	Environment	$G(\mathbf{y})$
Value of energy	Entire system	E
Value of energy	Subsystem	h
Value of energy	Environment	g
Fundamental β	Entire system	$\beta_F(E)$
Fundamental β	Subsystem	$b_F(h)$
Fundamental β	Environment	$\mathcal{B}_F(g)$
Microcanonical β	Entire system	$\beta_\Omega(E)$
Microcanonical β	Subsystem	$b_\Omega(h)$
Microcanonical β	Environment	$\mathcal{B}_\Omega(g)$
Covariance of β	Entire system	\mathcal{U}
Covariance of β	Subsystem	\mathcal{U}_h
Covariance of β	Environment	\mathcal{U}_g

Table 2. Notation used in this work when describing a composite system and its parts. The quantity \mathcal{U} is the inverse temperature covariance defined by (25).

Now we have all the elements to evaluate the inverse temperature covariance \mathcal{U}_h for the subsystem. Using the choice $\omega(h, g) = \beta_F(h + g; S)$ in (34) gives

$$\langle \beta_F' \rangle_{h,S} = \langle \beta_F^2 \rangle_{h,S} - b_F(h)^2 + b_F'(h), \quad (46)$$

and taking expectation under S it follows that

$$\langle \beta_F' \rangle_S = \langle \beta_F^2 \rangle_S - \langle (b_F)^2 \rangle_S + \langle b_F' \rangle_S. \quad (47)$$

Subtracting β_S from both sides and using (42), we finally obtain

$$\text{Var}(\beta_F; S) - \langle \beta_F' \rangle_S = \text{Var}(b_F; S) - \langle b_F' \rangle_S, \quad (48)$$

that is, $\mathcal{U} = \mathcal{U}_h$. Repeating the same analysis for g instead of h , it must also hold that $\mathcal{U} = \mathcal{U}_g$, so we have

$$\mathcal{U} = \mathcal{U}_h = \mathcal{U}_g. \quad (49)$$

This is a new and important result for nonequilibrium steady states, which tells us that in a steady state, the inverse temperature covariance \mathcal{U} is always the same for the composite system, the subsystem and the environment. This result may help explain the findings by Nauenberg [23], that subsystems with different entropic index q cannot reach equilibrium, or more generally, reach a steady state, provided that different values of q produce different values of \mathcal{U} , as in the example presented in subsection 5.1. From (49) we can readily obtain the classical result by Ray [24] that small systems in the

microcanonical ensemble have non-Maxwellian momentum distributions: if $\mathcal{U} \neq 0$ for the configurational degrees of freedom, the kinetic degrees of freedom cannot follow a canonical distribution with $\mathcal{U} = 0$.

In the case of superstatistics it is clear why (49) is true: for the composite system we have

$$\rho(h + g; S) = \int_0^\infty d\beta P(\beta|S) \frac{\exp(-\beta(h + g))}{Z(\beta)}, \quad (50)$$

so the ensemble function of the subsystem is obtained by marginalization as

$$\begin{aligned} \rho_h(h; S) &= \int dg \Omega_G(g) \rho(h + g; S) \\ &= \int_0^\infty d\beta P(\beta|S) \frac{\exp(-\beta h)}{Z(\beta)} \int dg \Omega_G(g) \exp(-\beta g) \\ &= \int_0^\infty d\beta P(\beta|S) \frac{\exp(-\beta h)}{Z_h(\beta)}, \end{aligned} \quad (51)$$

where we have used $Z(\beta) = Z_h(\beta)Z_g(\beta)$ and

$$Z_g(\beta) = \int dg \Omega_G(g) \exp(-\beta g).$$

In other words, the subsystem must be described by the same $P(\beta|S)$ as the composite system and the environment. Because for superstatistics \mathcal{U} coincides with the variance of β , and is therefore determined by $P(\beta|S)$, it follows that (49) must hold.

Furthermore, one can also prove that \mathcal{U} has yet another definition, this time connecting subsystem and environment, namely

$$\mathcal{U} = \langle \delta b_\Omega \delta \mathcal{B}_\Omega \rangle_S, \quad (52)$$

that is, \mathcal{U} is the covariance between the microcanonical inverse temperatures of subsystem and environment. In order to see why this is true, we write the covariance in (52) in terms of the joint distribution $P(h, g|S)$,

$$\begin{aligned} \langle \delta b_\Omega \delta \mathcal{B}_\Omega \rangle_S &= \int dh dg P(h, g|S) b_\Omega(h) \mathcal{B}_\Omega(g) - (\beta_S)^2 \\ &= \int dh P(h|S) b_\Omega(h) \left[\int dg P(g|h, S) \mathcal{B}_\Omega(g) \right] - (\beta_S)^2 \\ &= \int dh P(h|S) b_\Omega(h) b_F(h) - (\beta_S)^2 \\ &= \langle \delta b_\Omega \delta b_F \rangle_S = \mathcal{U}_h = \mathcal{U}, \end{aligned} \quad (53)$$

where we have used (44) combined with (41) to replace the integral in square brackets. Also, because of the law of total variance

$$\text{Var}(X; I) = \langle \text{Var}(X; \mathbf{Y}, I) \rangle_I + \text{Var}\left(\langle X \rangle_{\mathbf{Y}, I}; I\right), \quad (54)$$

valid for any random scalar X and random vector \mathbf{Y} , we have that, for any set of parameters $\boldsymbol{\theta}$,

$$\begin{aligned} \mathcal{U} - \langle \beta_{\Omega}' \rangle_S &= \text{Var}(\beta_{\Omega}; S) \\ &= \langle \text{Var}(\beta_{\Omega}; \boldsymbol{\theta}, S) \rangle_S + \text{Var}(\beta(\boldsymbol{\theta}); S) \\ &= \langle \mathcal{U}_{\boldsymbol{\theta}} - \langle \beta_{\Omega}' \rangle_{\boldsymbol{\theta}, S} \rangle_S + \text{Var}(\beta(\boldsymbol{\theta}); S) \\ &= \langle \mathcal{U}_{\boldsymbol{\theta}} \rangle_S - \langle \beta_{\Omega}' \rangle_S + \text{Var}(\beta(\boldsymbol{\theta}); S) \end{aligned} \quad (55)$$

where we have defined $\beta(\boldsymbol{\theta}) := \langle \beta_{\Omega} \rangle_{\boldsymbol{\theta}, S}$ and used the property

$$\langle \langle \beta_{\Omega}' \rangle_{\boldsymbol{\theta}, S} \rangle_S = \langle \beta_{\Omega}' \rangle_S, \quad (56)$$

hence we have the inequality

$$\mathcal{U} \geq \langle \mathcal{U}_{\boldsymbol{\theta}} \rangle_S. \quad (57)$$

Not only this indicates that \mathcal{U} cannot decrease when lifting constraints, it gives a procedure to compute a lower bound for \mathcal{U} in an arbitrary steady state if we can compute $\mathcal{U}_{\boldsymbol{\theta}}$ for some fixed set of parameters $\boldsymbol{\theta}$, for instance, in microcanonical steady states. An important result for the value of \mathcal{U} in microcanonical, short-range systems is given in the next section.

4. Regions of a large, microcanonical short-range system

Consider an homogeneous isolated system where $\mathcal{H}(\mathbf{x}, \mathbf{y}) = H(\mathbf{x}) + G(\mathbf{y}) = E$ with E its fixed total energy. Here \mathbf{x} and \mathbf{y} form a partition of the system into a subsystem and an environment, respectively. The joint distribution of \mathbf{x} and \mathbf{y} is microcanonical, so we have

$$P(\mathbf{x}, \mathbf{y} | E) = \frac{1}{\Omega(E)} \delta(H(\mathbf{x}) + G(\mathbf{y}) - E). \quad (58)$$

In order to prove a simple but important result, we will make some assumptions. First, the microcanonical inverse temperatures associated to each region \mathbf{x} and \mathbf{y} will be given by the functions

$$b_{\Omega}(h) = f_1(h), \quad (59a)$$

$$\mathcal{B}_{\Omega}(g) = f_2(g), \quad (59b)$$

which are both strictly monotonic with E and follow the same trend, i.e.,

$$\text{sgn}(f_1') = \text{sgn}(f_2'). \quad (60)$$

Second, the energy fluctuations of the subsystem are sufficiently small that we can consider $h = h^* + \delta h$ with small δh . Under these conditions we will show that the microcanonical system must be subcanonical, that is,

$$\mathcal{U} = \langle \delta b_{\Omega} \delta \mathcal{B}_{\Omega} \rangle_E \leq 0, \quad (61)$$

therefore $\mathcal{U}_h \leq 0$ and $\mathcal{U}_g \leq 0$, according to (49). This follows directly from (52), which we can write in the form

$$\mathcal{U} = \left\langle [b_\Omega - \beta_S] [\mathcal{B}_\Omega - \beta_S] \right\rangle_E \quad (62)$$

where $\beta_S = \langle b_\Omega \rangle_E = \langle \mathcal{B}_\Omega \rangle_E$. Considering δh to be small, this expectation can be approximated as

$$\beta_S = \langle f_1(h) \rangle_E \approx \langle f_1(h^*) + \delta h f_1'(h^*) \rangle_E = \beta_0 + \langle \delta h \rangle_E f_1'(h^*) = \beta_0 \quad (63)$$

with $\beta_0 := f_1(h^*)$, but in the same way

$$\beta_S = \langle f_2(g) \rangle_E \approx \langle f_2(E - h^*) + \delta g f_2'(E - h^*) \rangle_E = f_2(E - h^*) \quad (64)$$

thus $\beta_0 = f_2(E - h^*)$. The fluctuations of temperature in subsystem and environment are given by

$$\delta b_\Omega = f_1(h) - \beta_0 \approx \delta h f_1'(h^*), \quad (65a)$$

$$\delta \mathcal{B}_\Omega = f_2(E - h) - \beta_0 \approx -\delta h f_2'(E - h^*). \quad (65b)$$

where we have used $\delta h + \delta g = \delta E = 0$. It is clear that these fluctuations always have opposite signs, therefore

$$\delta b_\Omega \delta \mathcal{B}_\Omega = -(\delta h)^2 f_1'(h^*) f_2'(E - h^*) \leq 0 \quad (66)$$

for every value of h , and (61) follows by taking expectation. From Table 1 it also follows that $C_E > 0$ for the composite system and its parts, so not only are f_1 and f_2 strictly monotonic with E , it must be true that $f_1' < 0$ and $f_2' < 0$.

5. Examples

5.1. The q -canonical ensemble

While we already know that $q \geq 1$ is described by the χ^2 -superstatistics [17], the behavior of the q -canonical ensemble for $q \leq 1$ remains to be explored. We can show that states with $q \leq 1$ can be subcanonical, that is, can have $\mathcal{U} < 0$.

We start with the fundamental inverse temperature corresponding to (2), given by [25]

$$\beta_F(E; q, \beta_0) = \frac{\beta_0}{1 + (q - 1)\beta_0 E}, \quad (67)$$

and compute its derivative,

$$\beta_F'(E; q, \beta_0) = (1 - q)\beta_F(E; q, \beta_0)^2. \quad (68)$$

We clearly see that this derivative is negative for $q > 1$, consistent with superstatistics, but positive for $q < 1$. The inverse temperature covariance is

$$\mathcal{U} = \langle (\delta \beta_F)^2 \rangle_{q, \beta_0} - \langle \beta_F' \rangle_{q, \beta_0} = q \langle \beta_F^2 \rangle_{q, \beta_0} - \beta_S^2, \quad (69)$$

with $\mathcal{U} \geq 0$ for $q \geq 1$ as expected. In order to show that $\mathcal{U} < 0$ can be achieved in this ensemble for $q < 1$, let us consider the density of states $\Omega(E) = \Omega_0 E^\alpha$ with $\alpha \geq -1/2$, case which is solved in Ref. [26]. In that case we have

$$\beta_S = \beta_0(1 + (\alpha + 1)(1 - q)), \quad (70)$$

and

$$q \langle \beta_F^2 \rangle_{q, \beta_0, \alpha} = \left[\frac{(1 - q)\alpha + 1}{(1 - q)(\alpha + 1) + 1} \right] \beta_S^2, \quad (71)$$

so

$$\mathcal{U} = \beta_S^2 \left[\frac{q - 1}{1 + (1 - q)(\alpha + 1)} \right] \quad (72)$$

which is negative for $q < 1$. For the case $q > 1$ the condition $\mathcal{U} \geq 0$ imposes

$$q \leq 1 + \frac{1}{\alpha + 1}, \quad (73)$$

precisely is the bound reported by Lutsko and Boon [14]. Because $q \geq 1$ implies $\langle b_F' \rangle_S \leq 0$ and $\beta_\Omega' \leq 0$, it follows also that in this case $\text{Var}(\beta_\Omega; S) \geq \text{Var}(\beta_F; S)$ so this confirms that $q \geq 1$ are supercanonical-B states. On the contrary, states with $q \leq 1$ have

$$\text{Var}(\beta_F; S) \geq \text{Var}(\beta_\Omega; S), \quad (74)$$

so they are subcanonical-A states. The inequality in (74) follows from the results in Ref. [26],

$$\frac{\alpha + 1}{\alpha} \langle \beta_\Omega^2 \rangle_{q, \beta_0} = q \langle \beta_F^2 \rangle_{q, \beta_0} \quad (75)$$

using the fact that

$$q \left(\frac{\alpha}{\alpha + 1} \right) < q \leq 1.$$

5.2. The Gaussian ensemble with a convex entropy region

Let us consider a Gaussian ensemble written as

$$\rho(E; \lambda) = \frac{1}{\eta(\lambda)} \exp\left(-\frac{\lambda E^2}{2}\right), \quad (76)$$

where $\lambda > 0$ and with the same density of states $\Omega(E) = \Omega_0 E^\alpha$. Its fundamental inverse temperature is given by

$$\beta_F(E; \lambda) = -\frac{\partial}{\partial E} \ln \rho(E; \lambda) = \lambda E, \quad (77)$$

and its derivative

$$\beta_F'(E; \lambda) = \lambda \quad (78)$$

is non-negative, therefore it cannot be described by superstatistics. Nevertheless, we will show that it encompasses all the classes described in Table 1. The n -th moment of the energy distribution is

$$\langle E^n \rangle_S = \sqrt{\left(\frac{2}{\lambda}\right)^n \frac{\Gamma(\frac{1}{2}(\alpha + n + 1))}{\Gamma(\frac{1}{2}(\alpha + 1))}} \quad (79)$$

so we can construct

$$\text{Var}(\beta_F; S) = \langle (\lambda E)^2 \rangle_S - \lambda^2 \langle E \rangle_S^2 = \frac{\alpha + 1}{\lambda} - \frac{2}{\lambda} \left[\frac{\Gamma(\alpha/2 + 1)}{\Gamma(\alpha/2 + 1/2)} \right]^2 \quad (80)$$

and finally obtain

$$\mathcal{U} = \lambda \left[\alpha - \left(\frac{\Gamma(\alpha/2 + 1)}{\Gamma(\alpha/2 + 1/2)} \right)^2 \right]. \quad (81)$$

This is a monotonically increasing function of α going from $-2\lambda/\pi$ to $-\lambda/2$, thus it is always negative and all states belong to the subcanonical class. The variance of β_Ω is

$$\text{Var}(\beta_\Omega; S) = \alpha^2 2^{\frac{\alpha-3}{2}} \lambda^{\frac{1-\alpha}{2}} \Gamma\left(\frac{\alpha-1}{2}\right) - \left(\frac{2}{\lambda}\right)^\alpha \Gamma(1 + \alpha/2)^2 \quad (82)$$

In the particular case $\lambda = 2$ we can verify that there is a transition from subcanonical-A for $\alpha < 1$ to subcanonical-B behavior for $\alpha > 1$. However, as $\alpha \rightarrow \infty$ in the thermodynamic limit we have subcanonical-B behavior for all λ .

Now let us generalize the density of states to the following expression,

$$\Omega(E; \alpha, \mu, b) = \Omega_0 (1 + b^2(E - \mu)^2) E^\alpha, \quad (83)$$

which is mostly concave as in the previous case but has a convex region for $b > 0$, as seen in Fig. 1, what has been called a ‘‘convex intruder’’ [27–30]. Its microcanonical inverse temperature is given by

$$\beta_\Omega(E) = \frac{2b^2(E - \mu)}{1 + b^2(E - \mu)^2} + \frac{\alpha}{E}, \quad (84)$$

with derivative

$$\beta_\Omega'(E) = \frac{2b^2(b^2(E - \mu)^2 - 1)}{(1 + b^2(E - \mu)^2)^2} - \frac{\alpha}{E^2}. \quad (85)$$

Here we see that $\beta_\Omega'(E)$ can change sign for certain values of b , μ and α , and thus it can describe systems with negative and positive C_E . This is then a candidate for a model that can present supercanonical-A states, of which we have not shown an example yet. In fact, such an example with a bimodal distribution of energy is seen in Fig. 2 (left panel). Figs. 3, 4 and 5 show that subcanonical states and even transitions from one class to another are also possible within this model.

6. Concluding remarks

In this work, a classification of nonequilibrium steady states is proposed, based on the sign of the inverse temperature covariance \mathcal{U} between inverse temperatures. This classification divides the space of nonequilibrium models into supercanonical ($\mathcal{U} > 0$) and subcanonical ($\mathcal{U} < 0$) models, regarding all the superstatistical models as part of the larger supercanonical-B class, disconnected from the supercanonical-A and subcanonical classes.

The main theorem proved in this work, namely the equality in (49), indicates that all regions of a system in a nonequilibrium steady state must have the same value of \mathcal{U} . This is remarkably similar to the defining property of temperature in thermodynamics, the fact that β reaches the same value for every region of a system in thermal equilibrium, but instead connects the uncertainties $\text{Var}(\beta_F; S)$ and $\text{Var}(\beta_\Omega; S)$ in different regions of a system.

Several results of general interest were also proven, such as the statement that all regions of a large enough homogeneous, microcanonical system with short-range interactions under strictly monotonic β_Ω must have $\mathcal{U} \leq 0$ in a steady state, and therefore fall outside the domain of superstatistics. Moreover, the results in this work show that supercanonical behavior is not limited to superstatistics, but can occur outside of it for systems with negative heat capacity, for instance metastable states in first-order phase transitions.

Acknowledgments

SD acknowledges financial support from ANID FONDECYT 1220651 grant.

References

- [1] J. Lima, R. Silva, and J. Santos. Plasma oscillations and nonextensive statistics. *Phys. Rev. E*, 61:3260–3263, 2000.
- [2] K. Ourabah, L. A. Gougam, and M. Tribeche. Nonthermal and suprathermal distributions as a consequence of superstatistics. *Phys. Rev. E*, 91:12133, 2015.
- [3] S. Davis, G. Avaria, B. Bora, J. Jain, J. Moreno, C. Pavez, and L. Soto. Single-particle velocity distributions of collisionless, steady-state plasmas must follow superstatistics. *Phys. Rev. E*, 100:023205, 2019.
- [4] K. Ourabah. Demystifying the success of empirical distributions in space plasmas. *Phys. Rev. Research*, 2:23121, 2020.
- [5] J. Lima, R. Silva, and J. Santos. Jeans’ gravitational instability and nonextensive kinetic theory. *Astronomy and Astrophysics*, 396:309–313, 2002.
- [6] O. Iguchi, Y. Sota, T. Tatekawa, A. Nakamichi, and M. Morikawa. Universal non-Gaussian velocity distribution in violent gravitational processes. *Phys. Rev. E*, 71:016102, 2005.
- [7] C. Nardini, S. Gupta, S. Ruffo, T. Dauxois, and F. Bouchet. Kinetic theory of nonequilibrium stochastic long-range systems: phase transition and bistability. *J. Stat. Mech.: Theory and Experiment*, 2012:P12010, 2012.
- [8] V. Latora, A. Rapisarda, and C. Tsallis. Non-Gaussian equilibrium in a long-range Hamiltonian system. *Phys. Rev. E*, 64:056134, 2001.

- [9] R Silva, GS França, CS Vilar, and JS Alcaniz. Nonextensive models for earthquakes. *Phys. Rev. E*, 73:026102, 2006.
- [10] B. Atenas and S. Curilef. A statistical description for the quasi-stationary-states of the dipole-type hamiltonian mean field model based on a family of vlasov solutions. *Phys. A*, 568:125722, 2021.
- [11] B. A. Berg. Generalized ensemble simulations for complex systems. *Comp. Phys. Commun.*, 147:52–57, 2002.
- [12] C. Tsallis. *Introduction to Nonextensive Statistical Mechanics: Approaching a Complex World*. Springer, 2009.
- [13] C. Tsallis. Nonadditive entropy and nonextensive statistical mechanics-an overview after 20 years. *Braz. J. Phys.*, 39:337–356, 2009.
- [14] J. F. Lutsko and J.-P. Boon. Questioning the validity of non-extensive thermodynamics for classical Hamiltonian systems. *EPL*, 95:20006, 2011.
- [15] G. B. Bagci and T. Oikonomou. Validity of the third law of thermodynamics for the Tsallis entropy. *Phys. Rev. E*, 93:022112, 2016.
- [16] C. Beck and E.G.D. Cohen. Superstatistics. *Phys. A*, 322:267–275, 2003.
- [17] C. Beck. Superstatistics: theory and applications. *Cont. Mech. Thermodyn.*, 16:293–304, 2004.
- [18] J. Kim, J. Straub, and T. Keyes. Statistical-temperature Monte Carlo and molecular dynamics algorithms. *Phys. Rev. Lett.*, 97:50601, 2006.
- [19] S. Davis and G. Gutiérrez. Conjugate variables in continuous maximum-entropy inference. *Phys. Rev. E*, 86:051136, 2012.
- [20] S. Davis and G. Gutiérrez. Applications of the divergence theorem in Bayesian inference and MaxEnt. *AIP Conf. Proc.*, 1757:20002, 2016.
- [21] S. Davis. On the possible distributions of temperature in nonequilibrium steady states. *J. Phys. A: Math. Theor.*, 53:045004, 2020.
- [22] S. Davis. Fluctuating temperature outside superstatistics: Thermodynamics of small systems. *Phys. A*, 589:126665, 2022.
- [23] M. Nauenberg. Critique of q -entropy for thermal statistics. *Phys. Rev. E*, 67(3):036114, 2003.
- [24] J. R. Ray and H. W. Graben. Small systems have non-Maxwellian momentum distributions in the microcanonical ensemble. *Phys. Rev. A*, 44:6905–6908, 1991.
- [25] S. Davis and G. Gutiérrez. Emergence of Tsallis statistics as a consequence of invariance. *Phys. A*, 533:122031, 2019.
- [26] H. Umpierrez and S. Davis. Fluctuation theorems in q -canonical ensembles. *Phys. A*, 563:125337, 2021.
- [27] I. Ispolatov and E.G.D. Cohen. On first-order phase transitions in microcanonical and canonical non-extensive systems. *Phys. A*, 295:475–487, 2001.
- [28] P. H. Chavanis and I. Ispolatov. Phase diagram of self-attracting systems. *Phys. Rev. E*, 66:036109, 2002.
- [29] H. Behringer and M. Pleimling. Continuous phase transitions with a complex dip in the microcanonical entropy. *Phys. Rev. E*, 74:011108, 2006.
- [30] C. Junghans, M. Bachmann, and W. Janke. Thermodynamics of peptide aggregation processes: An analysis from perspectives of three statistical ensembles. *J. Chem. Phys.*, 128:85103, 2008.

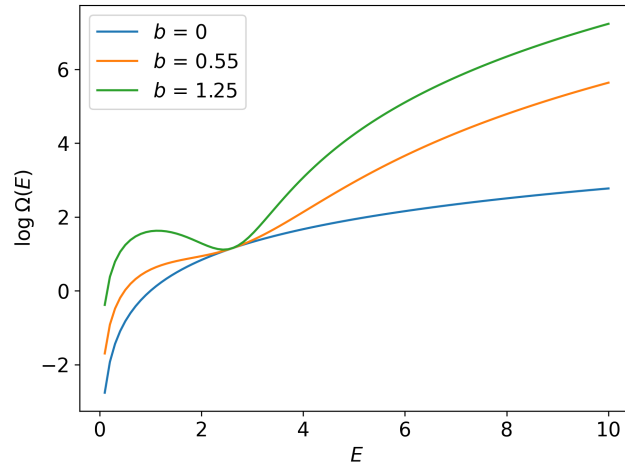


Figure 1. Logarithm of the density of states in (83) for $\mu=2.60384$, $\alpha=1.20401$ and different values of b .

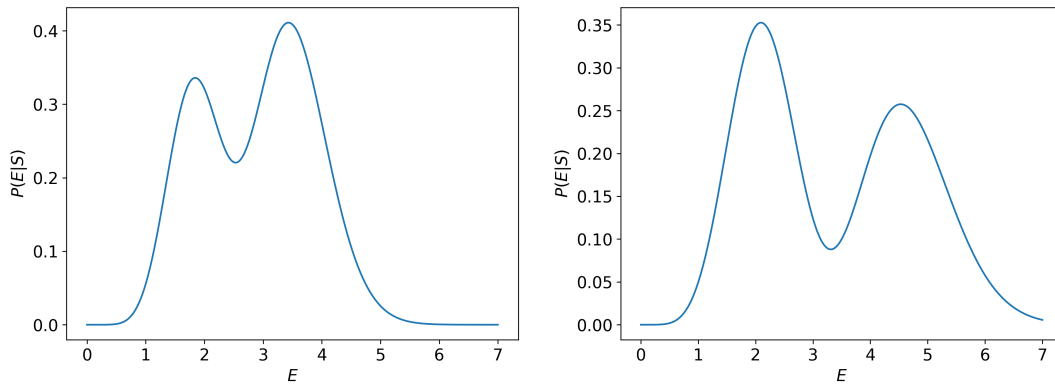


Figure 2. Left panel, example of a supercanonical A state, with $b=1.94541$, $\lambda=1.09747$, $\mu=2.53849$ and $\alpha=7.15724$. In this case we have $\mathcal{U}=0.050368$. Right panel, example of a supercanonical B state, with $b=2.17105$, $\lambda=0.58616$, $\mu=3.28635$ and $\alpha=5.62514$. In this case we have $\mathcal{U}=0.13170$.

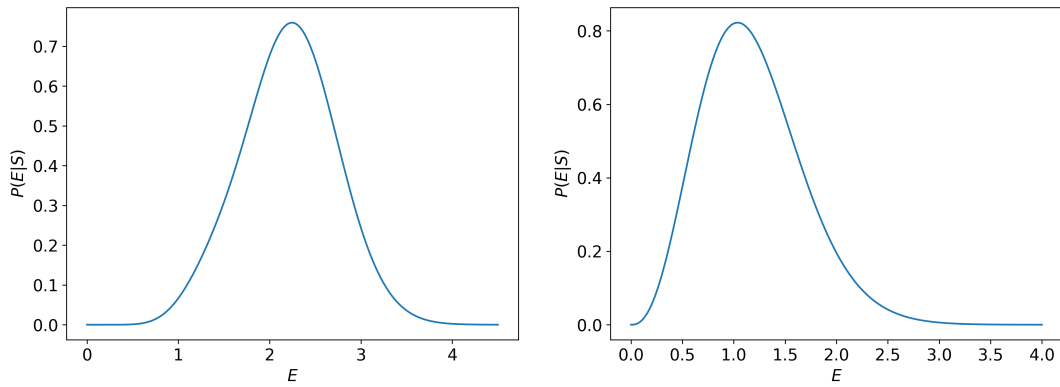


Figure 3. Left panel, example of a subcanonical A state, with $b=1.404639$, $\lambda=2.27263$, $\mu=1.50866$ and $\alpha=8.29722$. In this case we have $\mathcal{U}=-0.82574$. Right panel, example of a subcanonical B state, with $b=0.594146$, $\lambda=1.73940$, $\mu=2.73567$ and $\alpha=2.48991$. In this case we have $\mathcal{U}=-1.00845$.

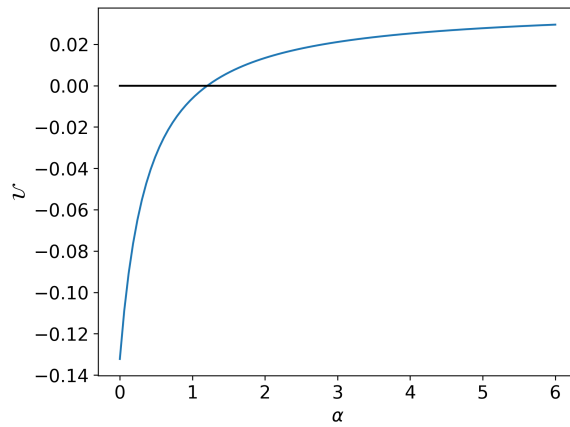


Figure 4. Transition from subcanonical to supercanonical behavior.

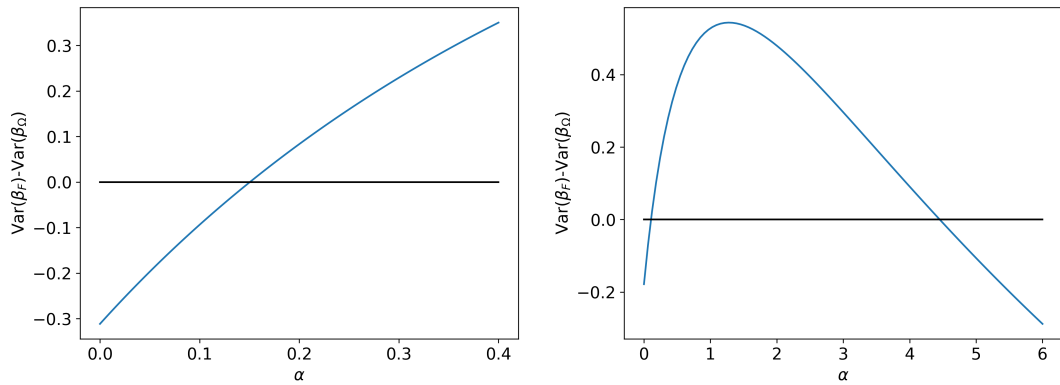


Figure 5. Left panel, transition from subcanonical B to subcanonical A behavior. Right panel, transition from supercanonical B to supercanonical A behavior.