

Instrumented Common Confounding

CHRISTIAN TIEN *

June 28, 2022

Abstract

Causal inference is difficult in the presence of unobserved confounders. We introduce the *instrumented common confounding* (ICC) approach to (nonparametrically) identify causal effects with instruments, which are exogenous only conditional on some unobserved *common confounders*. The ICC approach is most useful in rich observational data with multiple sources of unobserved confounding, where instruments are at most exogenous conditional on some unobserved common confounders. Suitable examples of this setting are various identification problems in the social sciences, dynamic panels, and problems with multiple endogenous confounders. The ICC identifying assumptions are closely related to those in mixture models, negative control and IV. Compared to mixture models [Bonhomme et al., 2016b], we require less conditionally independent variables and do not need to model the unobserved confounder. Compared to negative control [Cui et al., 2020], we allow for non-common confounders, with respect to which the instruments are exogenous. Compared to IV [Newey and Powell, 2003], we allow instruments to be exogenous conditional on some unobserved common confounders, for which a set of observed variables is complete. We prove point identification with outcome model and alternatively first stage restrictions. We provide a practical step-by-step guide to the ICC model assumptions and present the causal effect of education on income as a motivating example.

Keywords:

Causal Inference, Unobserved Confounding, Instrumental Variables, Negative Control, Proximal Learning

*ct493@cam.ac.uk; Faculty of Economics, University of Cambridge

1 Introduction

Causal inference in observational data with unobserved confounders is difficult. Researchers inevitably rely on some unverifiable assumptions, which invite criticism. A popular approach towards identification is the use of instrumental variables (IV). Famously, instruments need to satisfy a relevance and exogeneity condition. The unverifiable exogeneity condition is notoriously hard to justify in empirical research. In this paper, we relax the exogeneity condition in the difficult situation with multiple sources of confounding.

In many identification problems it may be impossible to find an instrument, which is unconditionally exogenous. However, we may find an instrument, which is exogenous conditional on some unobserved *common* confounder. In economics, a well-known common confounder is ability (cognitive skill) in the education production function. Our novel *instrumented common confounding* (ICC) approach solves exactly this problem: estimation of a causal effect with various unobserved confounders and an instrument, which is exogenous (and relevant) conditional on some unobserved *common* confounder.

ICC links the instrumental variable (IV) and negative control (NC, also proximal learning) identification approaches. Compared to negative control [Cui et al., 2020], we relax the conditional unconfoundedness assumption for treatment A . Instead, we require conditional relevance of negative control actions Z with respect to treatment A . With conditional relevance, the assumptions imposed on negative control actions Z start to resemble the assumptions in IV. The main difference compared to IV [Newey and Powell, 2003] is that exogeneity and relevance of instruments Z must hold conditional on an unobserved common confounder U . While we strengthen the relevance requirement, importantly we relax the exogeneity assumption. The identifying assumptions of ICC are also related to mixture models [Bonhomme et al., 2016b], compared to which we require less conditionally independent variables and do not need to model the unobserved confounder.

Our novel method, instrumented common confounding (ICC), for which we prove and explain identification in detail, is not a panacea. It replaces some strong, untestable identifying assumptions by other such assumptions. The validity of the ICC assumptions must be justified rigorously by (economic) theory. We show that these assumptions are suitable for the important problem where some confounders are common. Estimation of the education production function is thoroughly discussed as a motivating example of the ICC approach.

In section 2, we briefly discuss the related IV and negative control literature. Section 3 contains the model setup in detail. Our main contribution with new identification results in the common confounding model are in section 4 and 5. Some numerical examples are included in section 6. In terms of applied examples of instrumented common confounding,

we describe the education production function and a health treatment subject to individual choice in section 7. The same section contain a practical step-by-step guide to the ICC model assumptions. We conclude in section 8 and provide proofs in the appendix.

2 Related Literature

Instrumental common confounding bridges the negative control [Cui et al., 2020] and instrumental control function [Imbens and Newey, 2009] approach. Recent negative control literature [Miao et al., 2018] extends nonclassical measurement error models [Mahajan, 2006, Hu, 2008, Kasahara and Shimotsu, 2009, Kuroki and Pearl, 2014]. All measurement error models are characterised by independence conditions between some observed variables conditional on the unobserved variable (and possibly other observed variables). In this sense, measurement error models are a specific application of mixture models, for which identification results are similarly available [Hettmansperger and Thomas, 2000, Hall et al., 2003, Allman et al., 2009, Bonhomme et al., 2016b]. These nonparametric identification results have one thing in common: They assume the independence of three observed variables conditional on the unobserved variable (and possibly other variables). Under this key assumptions, the entire model is nonparametrically identified in conjunction with completeness conditions [Bonhomme et al., 2016b], which impose richness requirements on the observed variables relative to the unobserved variable. Semiparametric efficient estimation of a low-dimensional target parameter is possible in this case [Bonhomme et al., 2016a].

The negative control literature focuses on the identification of average causal effects (ATE, ATT) in the presence of a common, unobserved confounder [Miao et al., 2018, Cui et al., 2020, Singh, 2020]. Instead of identification of the entire model, it only attempts identification of a causal effect, which averages out the confounding effect of the unobserved confounder. This restricted focus enables the identification of average causal effects with weaker conditional independence assumptions compared to traditional mixture models. Specifically, it is no longer required that the model in some form contains three conditionally independent observed variables. Yet, the model still requires some conditional independence relations, which we summarise in assumption 3.1 for instrumental common confounding, as well as completeness of observed variables with respect to the unobserved variable.

The resemblance of negative control and instrumental variable (IV) methods is noteworthy. In negative control, conditionally independent variables Z and W are used as instruments for each other to adjust for the confounding effect of the unobservable common confounder. Contrary to traditional nonparametric IV [Newey and Powell, 2003], the negative control problem is not ill- but well-posed [Deaner, 2018]. In negative control, observed

conditional moments are constructed to identify bridge functions. Any bridge function, which satisfies the observed conditional moment (and may be non-unique), can be used to obtain an unbiased estimator of the causal average effect of interest [Kallus et al., 2021]. This is an advantage of negative control over nonparametric IV. Despite some methodological differences between negative control and nonparametric IV, we are to our knowledge the first authors to leverage the similarities in their identifying assumptions. Pointing out those similarities in their identifying assumptions, we bridge negative control and nonparametric IV. From the perspective of negative control, we strengthen the relevance requirement for instruments Z and negative control outcomes W with respect to common confounder U and add a conditional relevance requirement for instruments Z with respect to A . With these strengthened relevance requirements, we allow for conditional confoundedness of the treatment A due to non-common confounders. From the perspective of nonparametric IV, we add conditionally independent and exogenous, observable variables W to the model, which are sufficiently rich for the common confounder U . Thereby, we allow the instrument Z to be exogenous only conditional on the common confounder U .

3 Setup

A treatment (action) $A \in \mathcal{A}$ is discrete or continuous, with base measure μ_A of \mathcal{A} . The counterfactual $Y(a) \in \mathbb{R}$ would be observed if we could set $a \in \mathcal{A}$. $Y = Y(A)$ is the outcome of observed action A . All presented results equally hold whether or not we condition on observed covariates $X \in \mathcal{X} \subseteq \mathbb{R}^{d_x}$. The causal effect of interest J is a function of counterfactuals with a contrast function $\pi : \mathcal{A} \rightarrow \mathbb{R}$.

$$J := \mathbb{E} \left[\int_{\mathcal{A}} Y(a)\pi(a)d\mu_A(a) \right]. \quad (3.1)$$

The unmeasured confounders, which may be discrete, continuous or any mix, lead to a violation of exchangeability.

$$Y(a) \not\perp\!\!\!\perp A$$

$Z \in \mathcal{Z} \subseteq \mathbb{R}^{d_z}$ is a vector of *conditionally exogenous*, relevant instruments for treatment A . Instruments Z are exogenous conditional on a subset of unobserved *common* confounders $U \in \mathcal{U}$ and may be discrete, continuous or any mix.

$$Y(a) \not\perp\!\!\!\perp Z \text{ but } Y(a) \perp\!\!\!\perp Z|U$$

In the negative control literature, these instruments Z are called negative control actions [Kallus et al., 2021], as they are conditionally independent from outcome Y given A and U (3.1 2). Negative control actions may or may not be independent from A conditional on U in the standard approach [Cui et al., 2020]. In our proposed common confounding approach, unlike in negative control, Z is used to instrument for A . Hence, Z must be relevant for A conditional on common confounders U (3.1.3). We prefer to call Z conditionally exogenous instruments rather than negative control actions with a relevance requirement, but either term would be equally valid.

Below, the set of conditional independence and relevance assumptions of the simple common confounding model are listed. Noticeably, the below assumptions only impose a stronger relevance requirement for instruments Z (3.1.3) compared to standard negative control.

Assumption 3.1 (Simple Common Confounding Model). *1. Consistency: $Y = Y(A, Z)$ and $W = W(A, Z)$.*

2. Conditional instrument exogeneity: $(Y, W) \perp\!\!\!\perp Z | (A, U)$.

3. Instrument relevance (completeness). For any $g(A, U) \in L_2(A, U)$,

$$\mathbb{E} [g(A, U) | Z] = 0 \text{ only when } g(A, U) = 0. \quad (3.2)$$

4. Negative control outcomes: $W \perp\!\!\!\perp (A, Z) | U$. There exists some function $h_0 \in L_2(A, W)$ such that

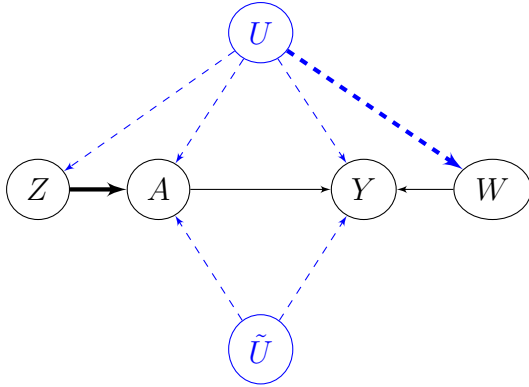
$$\mathbb{E} [h_0(A, W) | A, U] = k_0(A, U), \quad (3.3)$$

almost surely.

Assumption 3.1.1 is also known as SUTVA [Imbens and Rubin, 2015]. It implies no interference across units. Assumption 4.1 sets up the linearly separable outcome model with instruments Z . It establishes the conditional exogeneity of instruments Z in the conditional mean model. The nonparametric equivalent of this condition in assumption 3.1.2 is implied by this semiparametric version. Instrument relevance is formulated as a completeness condition with respect to (A, U) in assumption 3.1.3. This requirement is stronger than in standard nonparametric IV, where it is sufficient for Z to be complete with respect to A . It is also stronger than in standard negative control, where it is sufficient for Z to be complete with respect to U .

As in standard negative control, we need negative control outcomes $W \in \mathcal{W} \subseteq \mathbb{R}^{d_W}$. They may be discrete, continuous or any mix. While W are conditionally independent from

Figure 1: Example DAG of an instrumented common confounding model



- Y : Outcome
- A : Treatment
- Z : Instrument
- W : Negative Control Outcome
- U : Common Confounder
- \tilde{U} : Non-Common Confounder

(A, Z) conditional on U (3.1.3), they may or may not be independent from Y conditional on U . Negative control outcomes W must satisfy a richness requirement with respect to U . A bridge function $h_0 \in L_2(A, W)$ must exist, which in expectation conditional on (A, U) must equal the conditional mean function $k_0(A, U)$ (3.1.4). This action bridge function does not have to be unique. It will be nonunique whenever W carries more information than U [Kallus et al., 2021].

The directed acyclic graph (DAG) in figure 1 is one of many possible representations of the assumption 3.1. The unobserved confounder U is common, as it affects all observed variables (Z, A, Y, W) . At the same time, there are other unobserved confounders for the effect of A on Y , to which instrument Z is exogenous. Those other unobserved confounders are not explicitly modelled and hence left without further specification, represented as a bidirected edge between A and Y . The relevance requirement for Z is depicted with a thick directed edge from Z to A and the exogeneity condition for Z with the absence of an edge between Z and Y . The conditional exogeneity of negative control outcomes W i.a. requires the absence of edges between and common parents (except for U) across W and (A, Z) . Relative information requirements, as formulated in assumption 3.1.3 and 3.1.4 are not straightforward to capture in a graph. Hence, the graph does not capture assumption 3.1 in this regard and is always insufficient on its own to describe an instrumented common confounding model.

Notation

All results hold irrespective of whether we condition all steps on covariates X , so X is dropped from notation for simplicity. \mathbb{E} is the expectations operator wrt (Y, A, Z, W) . \mathbb{E}_n is the empirical average over n observations of (Y, A, Z, W) . Let $L_2(O)$ be the space of square-integrable functions of a variable O measurable wrt (Y, A, Z, W) . The sigma algebra of a

variable X is written as $\sigma(X)$.

4 Identification with Outcome Model Restrictions

Identification of causal effect J is the goal of this paper. In section 3 we introduced the full common confounding model. In this section, the main identification theorem with outcome model restrictions 4.1 follows after we introduce some useful lemmas.

Using instruments for point identification requires some parametric model assumptions. One common approach is to formulate conditional moment restrictions for the outcome model. In assumption 4.1, we formulate such conditional moment restrictions. For example, treatment effect estimation with a continuous outcome would fit into this framework.

Assumption 4.1 (Linearly separable outcome model with instruments Z). *There exists some function $k_0 \in L_2(A, U)$ such that*

$$Y = Y(A) = k_0(A, U) + \varepsilon, \quad \mathbb{E} [\varepsilon | Z, U] = 0. \quad (4.1)$$

IV with Fully Exogenous Instruments

To fix a reference case, suppose we observed the confounders U . This renders the instruments Z exogenous conditional on observed variables. Then, the counterfactual mean function k_0 is identified by the completeness condition for Z with respect to (A, U) 3.1.3. k_0 can be estimated [Dikkala et al., 2020] from the conditional moment restrictions

$$\mathbb{E} [Y - k_0(A, U) | Z, U] = 0.$$

The counterfactuals $Y(a)$ are closely related to the counterfactual mean function k_0 . Once k_0 is identified, the causal effect J is related to k_0 in the same way as it is related to the counterfactuals $Y(a)$. The contrast function π determines how treatment A is integrated out to obtain the causal effect of interest J .

Lemma 4.0.1. *If assumption 4.1 holds, then*

$$J = \mathbb{E} [\phi_{IV}(U; k_0)]$$

where $\phi_{IV}(u; k_0) = \int_{\mathcal{A}} k_0(a', u) \pi(a') d\mu_A(a')$

Unfortunately, as the common confounders U are unobserved, we need to come up with an alternative identification approach for J . That alternative identification approach relies

on bridge functions. First, we use that by assumption 3.1.4 there exists some bridge function $h_0 \in L_2(A, W)$, which conditional on (A, U) provides the same expected value as k_0 . In this sense, h bridges the function spaces $L_2(A, U)$ and $L_2(A, W)$ for the counterfactual mean function k_0 . Let \mathbb{H}_0 be the nonempty set of valid outcome bridge functions h defined by

$$\mathbb{H}_0 = \{h \in L_2(A, W) : \mathbb{E}[k_0(A, U) - h(A, W)|A, U] = 0\} \neq \emptyset. \quad (4.2)$$

A sufficient condition for the existence of the outcome bridge function h (assumption 3.1.4) is that W is complete with respect to U conditional on A .

$$\mathbb{E}[g(A, U)|A, W] = 0 \text{ only when } g(A, U) = 0 \text{ for any } g \in L_2(A, U).$$

Completeness can be understood as a nonparametric relevance requirement. Intuitively, the richness of relevant variation in W with respect to U allows us to replicate any counterfactual mean $k_0(A, U)$ with the outcome bridge function $h_0(A, W)$ by taking the conditional expectation of the latter given (A, U) .

The existence of outcome bridge functions in \mathbb{H}_0 is not immediately useful. As U is still unobserved, we have no way to identify any such $h_0 \in \mathbb{H}_0$ from observed data. A step in the right direction is lemma 4.0.2. Here, we state that any bridge function in the set \mathbb{H}_0 also satisfies equation 4.3, which is a conditional moment restriction involving only observed variables. In the conditional moment restriction 4.3 we condition on the instruments Z , such that the conditional moment restriction resembles those used in IV.

Lemma 4.0.2. *Under assumptions 4.1 and 3.1, any $h_0 \in \mathbb{H}_0$ satisfies that*

$$\mathbb{E}[Y - h_0(A, W)|Z] = 0 \quad (4.3)$$

The conditional moment restriction 4.3 defines a different set of observable bridge functions $\mathbb{H}_0^{\text{obs}}$, defined below.

$$\mathbb{H}_0^{\text{obs}} = \{h \in L_2(A, W) : \mathbb{E}[Y - h(A, W)|Z] = 0\} \neq \emptyset. \quad (4.4)$$

This different set of bridge functions is not immediately useful for the identification of J . Only by relating $\mathbb{H}_0^{\text{obs}}$ and \mathbb{H}_0 , we can hope to identify J with some $h \in \mathbb{H}_0^{\text{obs}}$. The completeness condition 3.1.3 of Z with respect to (A, U) ensures the equivalence of $\mathbb{H}_0^{\text{obs}}$ and \mathbb{H}_0 . We state this result in lemma 4.0.3.

Lemma 4.0.3. *Under assumption 3.1,*

$$\mathbb{H}_0 = \mathbb{H}_0^{obs}. \quad (4.5)$$

Remember that there is no restriction on the cardinality of \mathbb{H}_0 . As usual in common confounding, the bridge function h_0 must not be unique. If W contains more information than U , the bridge function h_0 will be non-unique [Kallus et al., 2021]. Now that the equivalence of the set of true bridge functions \mathbb{H}_0 and observable bridge functions \mathbb{H}_0^{obs} has been shown, we can state our main theorem 4.1 in the outcome model restrictions case. The causal effect J is identifiable with any observable bridge function $h_0 \in \mathbb{H}_0^{obs}$

Theorem 4.1. *Let $\mathcal{T} : L_2(A, W) \rightarrow L_2(W)$ be the linear operator defined by $(\mathcal{T}h)(w) = \int_{\mathcal{A}} h(a, w)\pi(a)d\mu_A(a)$. With assumptions 4.1 and 3.1, for any $h_0 \in \mathbb{H}_0^{obs}$,*

$$J = \mathbb{E} \left[\tilde{\phi}_{IV}(W; h_0) \right],$$

where $\tilde{\phi}_{IV}(w; h_0) = (\mathcal{T}h_0)(w)$.

Non-uniqueness of h_0 and point identification of J may at first seem at odds. The observable bridge function $h_0 \in \mathbb{H}_0^{obs}$ will not be unique whenever W contains more information about U than necessary for completeness. Hence, the non-uniqueness of h_0 will only be reflected in its second argument, the negative control outcomes W . While the surrogate IV estimator $\tilde{\phi}_{IV}(W; h_0) = (\mathcal{T}h_0)(W)$ may be non-unique as a function of W , the causal effect J is unique once we take the expectation over W in $\mathbb{E} \left[\tilde{\phi}_{IV}(W; h_0) \right]$. This logic is no different in comparison to standard negative control [Kallus et al., 2021]. The main difference to standard negative control is the identification of the outcome bridge function h_0 from the conditional moment restrictions 4.3 which condition only on Z instead of (A, Z) . This key difference implies that no conditional unconfoundedness assumption is required for treatment A . A necessary stronger relevance requirement for Z is completeness with respect to both the treatment and the common confounders (A, U) instead of completeness with respect to only the common confounders U in standard negative control [Kallus et al., 2021]. Compared to standard IV, we overcome the problem of instrument endogeneity due to some common confounders U by imposing a completeness condition on some observed variables W (negative control outcomes) with respect to the common confounders U . These negative control outcomes W need to be conditionally independent from (A, Z) conditional on the common confounders U .

The ICC model consists of slightly more involved assumptions than standard IV or negative control. Therefore, we provide an algorithm for the construction of an ICC model in

section 7. The economic and medical examples in the same section provide further intuition about the the ICC assumptions.

5 Identification with First Stage Restrictions

The alternative to outcome model restrictions are first stage restrictions, which we provide in assumption 5.1. The first stage strict monotonicity assumption 5.1 could suit identification problems with continuous treatments.

Assumption 5.1 (Strict Monotonicity).

$$A = h(Z, m(U, \eta)) \tag{5.1}$$

1. *The reduced form $h(Z, m)$ is strictly monotonic in m with probability 1,*
2. *$m(U, t)$ for $m : \mathcal{U} \times \mathcal{H} \rightarrow \mathbb{R}$ is strictly monotonic in t with probability 1,*
3. *and η is a continuously distributed scalar with a CDF that is strictly increasing on the support of η (conditional on U).*
4. *η and Z are independent (conditional on U).*

The above strict monotonicity assumption 5.1 reduces the amount of interactions between Z and U in the reduced form for A (5.1.2) on top of imposing strict monotonicity in the scalar disturbance $\eta \in \mathcal{H}$ (5.1.1/2). That scalar η is continuously distributed and independent from Z (conditional on U). The reduction in the dimension of interactions is needed for the identifiability of some average scalar η given that U remains unobserved. For the same reason, we need richer information with respect to U than in section 4. The enhanced information requirement formulated in assumption 5.2 enables identifiability of the first stage to the degree that some useful quantity to control for the endogenous variation η becomes obtainable.

Assumption 5.2 (Additional ICC Requirements). 1. *First stage negative control instrument: $A \perp\!\!\!\perp W_0 | (Z, U)$*

2. *First stage negative control action: $W_1 \perp\!\!\!\perp Z | U$*

3. *Overlap: $|\pi(a)/f(a|v, u)| < \infty, \forall (a, v, u) \in \mathcal{A} \times \mathcal{V} \times \mathcal{U}$*

Assumption 5.2.1 and 5.2.2 are typical negative control conditional independence assumptions applied to the first stage. W_0 and W_1 are variables, which satisfy conditional

independence assumptions with respect to Z and A . For example, W_0 and W_1 could be different parts of a vector-valued variable W . W_0 and W_1 need to contain some independent variation, but need not be fully independent. A more precise requirement is specified in assumption 5.3. Assumption 5.2.3 requires overlap for any $a \in \mathcal{A}$, which has positive probability in the contrast function π , conditional on a control function V . The definition of control function V is given in equation 5.3.

In this section, we first provide a benchmark model with fully exogenous instruments based on nonparametric control function identification with a strictly monotonous reduced form [Imbens and Newey, 2009]. We then introduce a control function subject to common confounding and bridge functions, which are the key to identify causal effect J . The main theorems for identification of the instrumented common confounding model with (non-unique) bridge functions follow.

Control Function with Fully Exogenous Instruments

The causal effect would be identified by a simple control function strategy if the common confounders U were observed. Conditional on U , instrument Z would be fully exogenous. A general nonparametric version of the outcome model for Y is

$$Y = g(A, U, W, \varepsilon). \tag{5.2}$$

A is endogenous, because it is not conditionally independent from disturbance ε . With the reduced form 5.1 and observed confounders U , the conditional instrument exogeneity assumption 3.1.2 implies that ε and Z are independent. In combination with independence assumption 5.1.4, this implies that (ε, η) and Z are independent. Hence, by Theorem 1 in Imbens and Newey [2009], A and ε are independent conditional on the control variable

$$V := F_{A|Z,U}(A, Z, U) = F_\eta(\eta). \tag{5.3}$$

V is a one-to-one function of η due to strict monotonicity in assumption 5.1.1/2. For this reason, conditioning on V is equivalent to conditioning on η . Let $k_0(a, v, u)$ be the regression function $k_0(a, v, u) = \mathbb{E}[Y|A = a, V = v, U = u]$. The generalised propensity score is the conditional density of A given V and U , $f(a|v, u)$, relative to base measure μ_A [Hirano and Imbens, 2004]. lemma 5.0.1 below states that the IPW estimator ϕ_{IPW} , regression estimator ϕ_{REG} and doubly robust estimator ϕ_{DR} allow identification of the causal effect J conditional on the control variable V .

Lemma 5.0.1. *If $Y \perp\!\!\!\perp Z|(A, U)$, assumptions 5.2.3 (overlap) and 5.1 (strict monotonicity)*

hold, then

$$\begin{aligned}
J &= \mathbb{E} [\phi_{IPW}(Y, A, V, U)] = \mathbb{E} [\phi_{REG}(Y, A, V, U)] = \mathbb{E} [\phi_{DR}(Y, A, V, U)] \\
\text{where } \phi_{IPW}(y, a, v, u; f) &= y \frac{\pi(a)}{f(a|v, u)} \\
\phi_{REG}(y, a, v, u; k_0) &= \int_{\mathcal{A}} k_0(a', v, u) \pi(a') d\mu_A(a') \\
\phi_{DR}(y, a, v, u; f, k_0) &= (y - k_0(a, v, u)) \frac{\pi(a)}{f(a|v, u)} + \int_{\mathcal{A}} k_0(a', v, u) \pi(a') d\mu_A(a')
\end{aligned}$$

This baseline model is helpful, as we will find equivalents to those standard estimators in the instrumented common confounding model.

5.1 Control Bridge Function

When U is unobserved, instrument Z is not unconditionally exogenous. Neither the regression function $k_0(a, v, u)$ nor the propensity score $f(a|v, u)$ are directly identifiable without U . We use variation in the negative control outcomes W to identify the *control bridge function*. We define a control quantity of interest as

$$\tilde{V} = \int_{\mathcal{U}} F_{A|Z,U}(A|Z, u) dF(u). \quad (5.4)$$

With the control quantity \tilde{V} we can identify the causal effect of interest conditional on U . In section 5.1.1, we discuss this result in more detail. In section 5.1.2, we show how to identify the control quantity from observed data.

5.1.1 Properties of the Control Bridge

The control quantity \tilde{V} is useful, because it captures information about η , which would allow the exact identification of η conditional on U (if U were observed). The strict monotonicity properties of the reduced form for treatment A (5.1) allow us to write the control quantity as a function of η and U . Let $m^{-1}(\cdot, U)$ be the inverse of $m(U, t)$ in t and $h^{-1}(\cdot, Z)$ the inverse of $h(Z, m)$ in m . Below, we show that the control quantity is equal to the expected CDF of

η when integrating out U .

$$\begin{aligned}
\tilde{V} &= \int_{\mathcal{U}} F_{A|Z,U}(A, Z, u) \, dF(u) \\
&= \int_{\mathcal{U}} \Pr(h(Z, m(u, \eta)) \leq A) \, dF(u) \\
&= \int_{\mathcal{U}} \Pr\left(\eta \leq m^{-1}\left(h^{-1}(A, Z), u\right)\right) \, dF(u) \\
&= \int_{\mathcal{U}} F_{\eta|U}\left(m^{-1}\left(h^{-1}(A, Z), u\right)\right) \, dF(u) \\
&= \int_{\mathcal{U}} F_{\eta|U}(\eta(u)) \, dF(u)
\end{aligned}$$

The last line follows from monotonicity of the reduced form $h(Z, m(U, \eta))$ for treatment A in η and the continuous conditional distribution of η (assumption 5.1). The continuous conditional distribution of η (5.1) implies that η is exactly identified from (A, Z, U) , because it corresponds to a unique $F_{A|Z,U}$. As η is identified only up to U when U is unobserved, we write $\eta(U) := m^{-1}\left(h^{-1}(A, Z), U\right)$.

With the complexity restriction on the interactions of Z and (U, η) imposed by assumption 5.1, (\tilde{V}, U) contains the same information as (V, U) (and hence (η, U)), which is formulated in lemma 5.0.2 in form of sigma algebras.

Lemma 5.0.2. *Suppose 5.1 holds. Then,*

$$\sigma(\tilde{V}, U) = \sigma(V, U) = \sigma(\eta, U).$$

We include graphical intuition for the result that η is identified exactly from the mean of its CDF, \tilde{V} , and U in the proof of lemma 5.0.2 in Appendix 9. As a consequence of lemma 5.0.2, conditioning on the feasible control quantity \tilde{V} jointly with U is as good as conditioning on $V = F_{A|Z,U}(A|Z, U)$ (which corresponds to a unique η) with U . Hence, if U were observed, conditioning on \tilde{V} would still give an unbiased estimator. The conditional exogeneity of Z renders \tilde{V} a valid control function conditional on U . We formulate this idea in lemma 5.1, which formally states that conditioning the IPW, REG and DR estimators on \tilde{V} and U instead of V and U leads to a similarly unbiased estimator. Let the IPW, REG and DR estimators be defined as in lemma 5.0.1.

Theorem 5.1. *Under assumptions 3.1, 5.1 and 5.2,*

$$\begin{aligned}\mathbb{E} \left[\phi_{IPW}(Y, A, \tilde{V}, U; f) \right] &= \mathbb{E} \left[\phi_{IPW}(Y, A, V, U; f) \right], \\ \mathbb{E} \left[\phi_{REG}(Y, A, \tilde{V}, U; k_0) \right] &= \mathbb{E} \left[\phi_{REG}(Y, A, V, U; k_0) \right], \\ \mathbb{E} \left[\phi_{DR}(Y, A, \tilde{V}, U; f, k_0) \right] &= \mathbb{E} \left[\phi_{DR}(Y, A, V, U; f, k_0) \right].\end{aligned}$$

Theorem 5.1 is one of our main results. However, it is useful only once we identify \tilde{V} from observable data. We address the identifiability of control quantity \tilde{V} in section 5.1.2 with bridge functions. There, we also account for the unobserved U to identify the causal effect J . For this step, we rely on standard action and outcome bridge functions of the negative control method 5.2.

5.1.2 Identification of the Control Quantity

Now we outline the identification of the control quantity \tilde{V} with bridge functions.

We assume the existence of a control bridge function $\tau_{A,0}$ in assumption 5.3. For its definition, we use variables W_0 and W_1 , where $W_0 \in \mathcal{W}_0$ and $W_1 \in \mathcal{W}_1$. W_0 and W_1 need to have sufficient independent variation conditional on U , but they must not be fully conditionally independent. That conditionally independent part of variation in W_0 and W_1 must be sufficiently rich for U . W_0 and W_1 may be contained in negative control outcome $W \in \mathcal{W}$.

Assumption 5.3. *Let $(W_0, W_1) \in \mathcal{W}_0 \times \mathcal{W}_1$. There exists a bridge function $\tau_{A,0} \in L_2(Z, W_1)$ for all $A \in \mathcal{A}$ such that*

$$\mathbb{E} \left[\tau_{A,0}(Z, W_1) | Z, W_0, U \right] = F(A|Z, U). \quad (5.5)$$

and $\kappa_0 \in L_2(Z, W_0)$ such that

$$\mathbb{E} \left[\kappa_0(Z, W_0) | Z, W_1, U \right] = \frac{f(U)}{f(U|Z)}. \quad (5.6)$$

Assumption 5.3 is a requirement on the amount of independent variation in W_0 and W_1 conditional on U . Importantly, W_0 and W_1 must not be fully independent. However, some independent variation must be contained in W_0 and W_1 , and this independent variation must be sufficiently rich (complete) with respect to U .

Let \mathbb{T}_0 and \mathbb{K}_0 be the nonempty (assumption 5.3) sets of valid control bridge functions

defined by

$$\mathbb{T}_0 = \left\{ \tau_A \in L_2(Z, W_1) : \mathbb{E} [\tau_A(Z, W_1) | Z, U, W_0] = F(A|Z, U) \right\} \neq \emptyset, \quad (5.7)$$

$$\mathbb{K}_0 = \left\{ \kappa \in L_2(Z, W_0) : \mathbb{E} [\kappa(Z, W_0) | Z, U, W_1] = \frac{f(U)}{f(U|Z)} \right\} \neq \emptyset. \quad (5.8)$$

So far, the existence of such bridge functions does not immediately help with identification, because their defining conditional moments involve the unobserved U . Interestingly, lemma 5.1.1 states that all valid bridge functions above also satisfy a different set of observed conditional moments.

Lemma 5.1.1. *Under assumptions 3.1, 5.1, 5.2 and 5.4, any $\tau_{A,0} \in \mathbb{T}_0$ and $\kappa_0 \in \mathbb{K}_0$ satisfy that*

$$\mathbb{E} [\tau_{A,0}(Z, W_1) | Z, W_0] = F(A|Z, W_0). \quad (5.9)$$

$$\mathbb{E} [\kappa_0(Z, W_0) | Z, W_1] = \frac{f(W_1)}{f(W_1|Z)}. \quad (5.10)$$

The above result suggests that we may learn the bridge function $\tau_{A,0}$ and κ_0 from the set of observed bridge functions $\mathbb{T}_0^{\text{obs}}$ and $\mathbb{K}_0^{\text{obs}}$, where $\mathbb{T}_0^{\text{obs}}$ and $\mathbb{K}_0^{\text{obs}}$ are defined below.

$$\mathbb{T}_0^{\text{obs}} = \left\{ \tau_A \in L_2(Z, W_1) : \mathbb{E} [\tau_A(Z, W_1) | Z, W_0] = F(A|Z, W_0) \right\} \neq \emptyset, \quad (5.11)$$

$$\mathbb{K}_0^{\text{obs}} = \left\{ \kappa \in L_2(Z, W_0) : \mathbb{E} [\kappa(Z, W_0) | Z, W_1] = \frac{f(W_1)}{f(W_1|Z)} \right\} \neq \emptyset. \quad (5.12)$$

As no assumptions are imposed on the uniqueness of the observed bridge functions, it remains uncertain how to create an unbiased estimate of the control quantity \tilde{V} with these observed bridged functions. To clarify this uncertainty, the next lemma 5.1.2 states that any $\tau_A \in \mathbb{T}_0^{\text{obs}}$ leads to an unbiased estimator for \tilde{V} .

Lemma 5.1.2. *Suppose assumptions 3.1, 5.1, 5.2 and 5.3 hold.*

It follows that for any $\tau_A \in L_2(Z, W_1)$ and $\kappa_0 \in \mathbb{K}_0^{\text{obs}}$,

$$\int_{\mathcal{W}_1} \tau_A(Z, W_1) dF(W_1) - \tilde{V} = \mathbb{E} \left[\kappa_0(Z, W_0) \mathbb{E} [\tau_A(Z, W_1) - F(A|Z, W_0) | Z, W_0] | Z \right].$$

Hence, for any $\tau_A \in \mathbb{T}_0^{\text{obs}}$ as long as $\mathbb{K}_0^{\text{obs}} \neq \emptyset$,

$$\tilde{V} = \int_{\mathcal{W}_1} \tau_A(Z, W_1) dF(W_1).$$

The above result is remarkably useful. It is similar in spirit to lemma 4 and 5 in

Kallus et al. [2021]. A control function exists and can be estimated from Z , W_0 and W_1 under richness and (some, not full) independence requirements for W_0 and W_1 . Importantly, once the control function is identified, the causal effect J can be estimated with action and outcome bridge functions as in the standard negative control approach [Cui et al., 2020].

5.2 Action and Outcome Bridge Functions

Theorem 5.1 is one of our main contributions to establish identification in the instrumented common confounding model. The theorem helps us establish identification with bridge functions in the negative control approach, to which we added a control quantity \tilde{V} derived from an instrument Z . The properties of the action and outcome bridge function resemble those in standard negative control [Cui et al., 2020]. We run through them in section 5.2.1 and explain the identification of action and outcome bridge function with stronger richness requirements for instrument Z in section 5.2.2.

5.2.1 Properties of the Action and Outcome Bridge Functions

First, we use assumption 5.4 to specify the outcome bridge 5.13 for the regression $k_0(A, \tilde{V}, U)$ and the action bridge 5.14 for the generalised propensity score (with contrast function) $\frac{\pi(A)}{f(A|\tilde{V}, U)}$. The existence of the bridge functions is the key identification assumption. Specifically, action bridge 5.14 existence poses a stronger richness requirement on Z compared to standard negative control [Kallus et al., 2021]. Intuitively, the variation in Z which is conditionally independent from treatment A must be sufficiently rich (complete) for U . To fulfill this requirement, the researcher may want to include multiple variables into instrument Z .

Assumption 5.4 (Bridge functions). *There exist some function $h_0 \in L_2(A, W)$ and $q_0 \in \pi L \in L_2(A, Z)$ such that*

$$\mathbb{E} [h_0(A, \tilde{V}, W)|A, \tilde{V}, U] = k_0(A, \tilde{V}, U), \quad (5.13)$$

$$\mathbb{E} [\pi(A)q_0(A, \tilde{V}, Z)|A, \tilde{V}, U] = \frac{\pi(A)}{f(A|\tilde{V}, U)} \quad (5.14)$$

almost surely.

Equation 5.13 is the outcome bridge function and 5.14 the action bridge function. While their existence is assumed, their uniqueness is not. As a researcher includes various variables into treatment Z , Z might contain more information than U conditional on the control quantity \tilde{V} . The same could hold for W . If W_0 and W_1 are contained in W , the negative control outcome will contain more information than U . In those cases, the bridge functions

will generally be non-unique. In applications there is no way for the researcher to know how many instruments Z and outcome-confounding proxies W they need to include for their model's bridge functions to be unique. To be on the safe side regarding bridge function existence (assumption 5.4), a researcher would rather include more than less variables into Z and W (as long as they satisfy the conditional independence assumptions).

Let \mathbb{H}_0 and \mathbb{Q}_0 be the nonempty (assumption 5.4) sets of valid outcome and action bridge functions defined by

$$\mathbb{H}_0 = \left\{ h \in L_2(A, \tilde{V}, W) : \mathbb{E} \left[Y - h(A, \tilde{V}, W) | A, \tilde{V}, U \right] = 0 \right\} \neq \emptyset, \quad (5.15)$$

$$\mathbb{Q}_0 = \left\{ q \text{ with } \pi q \in L_2(A, \tilde{V}, Z) : \mathbb{E} \left[\pi(A)(q(A, \tilde{V}, Z) - 1/f(A|\tilde{V}, U)) | A, \tilde{V}, U \right] = 0 \right\} \neq \emptyset. \quad (5.16)$$

Any valid bridge function can identify J . We adapt lemma 2 from Kallus et al. [2021] to the instrumented common confounding model to state our next main result in lemma 5.1.3. The causal effect J is identified in the instrumented common confounding model with any valid bridge function.

Lemma 5.1.3. *Let $\mathcal{T} : L_2(A, W) \rightarrow L_2(W)$ be the linear operator defined by $(\mathcal{T}h)(w) = \int_A h(a, \tilde{v}, w) \pi(a) d\mu_A(a)$. With assumptions 3.1, 5.1, 5.2 and 5.4, for any $h_0 \in \mathbb{H}_0$ and $q_0 \in \mathbb{Q}_0$,*

$$J = \mathbb{E} \left[\tilde{\phi}_{IPW}(Y, A, \tilde{V}; q_0) \right] = \mathbb{E} \left[\tilde{\phi}_{REG}(Y, A, \tilde{V}; h_0) \right] = \mathbb{E} \left[\tilde{\phi}_{DR}(Y, A, \tilde{V}, W; h_0, q_0) \right]$$

where

$$\begin{aligned} \tilde{\phi}_{IPW}(y, a, \tilde{v}, z; q_0) &= y \pi(a) q_0(a, \tilde{v}, z) \\ \tilde{\phi}_{REG}(y, a, \tilde{v}, w; h_0) &= (\mathcal{T}h_0)(w) \\ \tilde{\phi}_{DR}(y, a, \tilde{v}, z, w; h_0, q_0) &= (y - h_0(a, \tilde{v}, w)) \pi(a) q_0(a, \tilde{v}, z) + (\mathcal{T}h_0)(w) \end{aligned}$$

Notably, all moment functions in lemma 5.1.3 are functions of observed variables only. By simple replacement of the infeasible regression $k_0(A, V, U)$ and generalised propensity score $f^{-1}(A|V, U)$ with their feasible counterpart bridge functions $h_0(A, \tilde{V}, W)$ and $q_0(A, \tilde{V}, Z)$, we can identify causal effect J . Again, this is only useful if we can identify the bridge functions.

5.2.2 Identification of the Action and Outcome Bridge Functions

The definition of bridge functions is not immediately useful, because it involves knowledge of unobserved common confounders U . However, a key identification result is that under assumptions 3.1, 5.1, 5.2 and 5.4 the bridge functions are identifiable from conditional moment equations with observable data. This result is stated in lemma 5.1.4 below, where the

bridge functions are given as solutions to feasible conditional moment equations.

Lemma 5.1.4. *Under assumptions 3.1, 5.1, 5.2 5.3 and 5.4, any $h_0 \in \mathbb{H}_0$ and $q_0 \in \mathbb{Q}_0$ satisfy that*

$$\mathbb{E} \left[Y - h_0(A, \tilde{V}, W) | A, \tilde{V}, Z \right] = 0 \quad (5.17)$$

$$\mathbb{E} \left[\pi(A) \left(q_0(A, \tilde{V}, Z) - \frac{1}{f(A|\tilde{V}, W)} \right) | A, \tilde{V}, W \right] = 0 \quad (5.18)$$

With these conditional moments of observable data we may identify a different set of observable bridge functions.

$$\mathbb{H}_0^{\text{obs}} = \{h \in L_2(A, \tilde{V}, W) : \mathbb{E} [Y - h(A, \tilde{V}, W) | A, \tilde{V}, Z] = 0\} \neq \emptyset \quad (5.19)$$

$$\mathbb{Q}_0^{\text{obs}} = \{q \text{ with } \pi q \in L_2(A, \tilde{V}, Z) : \mathbb{E} [\pi(A)(q(A, \tilde{V}, Z) - 1/f(A|\tilde{V}, W)) | A, \tilde{V}, W] = 0\} \neq \emptyset \quad (5.20)$$

From lemma 5.1.4 we know that all proper bridge functions according to assumption 5.4, which are in the sets \mathbb{H}_0 and \mathbb{Q}_0 , are also in $\mathbb{H}_0^{\text{obs}}$ and $\mathbb{Q}_0^{\text{obs}}$: $\mathbb{H}_0 \subseteq \mathbb{H}_0^{\text{obs}}$ and $\mathbb{Q}_0 \subseteq \mathbb{Q}_0^{\text{obs}}$. Assumption 5.4 for the existence of bridge functions ensures $\mathbb{H}_0^{\text{obs}} \neq \emptyset$ and $\mathbb{Q}_0^{\text{obs}} \neq \emptyset$. We follow the logic in Kallus et al. [2021] for our IV common confounding model to show that any $h_0 \in \mathbb{H}_0^{\text{obs}}$ and $q_0 \in \mathbb{Q}_0^{\text{obs}}$, which satisfy the observed conditional moments 5.17 and 5.18, allow us to identify the causal effect J under assumptions 3.1, 5.1, 5.2 and 5.4.

Lemma 5.1.5. *Suppose assumptions 3.1, 5.1, 5.2 and 5.3 hold. Take any $h_0 \in \mathbb{H}_0^{\text{obs}}$ and assume $\mathbb{Q}_0 \neq \emptyset$. Then,*

$$\mathbb{E} \left[\tilde{\phi}_{IPW}(Y, A, \tilde{V}, Z; q) - J \right] = \mathbb{E} \left[h_0(A, \tilde{V}, W) \mathbb{E} \left[\pi(A)(q(A, \tilde{V}, Z) - 1/f(A|\tilde{V}, W)) | A, \tilde{V}, W \right] \right]. \quad (5.21)$$

Take any $q_0 \in \mathbb{Q}_0^{\text{obs}}$ and assume $\mathbb{H}_0 \neq \emptyset$. Then,

$$\mathbb{E} \left[\tilde{\phi}_{REG}(Y, A, \tilde{V}, Z, W; h) - J \right] = \mathbb{E} \left[\pi(A) q_0(A, \tilde{V}, Z) \mathbb{E} \left[h(A, \tilde{V}, W) - Y | A, \tilde{V}, Z \right] \right]. \quad (5.22)$$

Similarly to lemma 4 in Kallus et al. [2021], it follows that under assumptions 3.1, 5.1, 5.2 and a partially relaxed version of assumption 5.4, for any $h_0 \in \mathbb{H}_0^{\text{obs}}$ and $q_0 \in \mathbb{Q}_0^{\text{obs}}$, all three estimators identify causal effect J .

Theorem 5.2. *Suppose assumptions 3.1, 5.1, 5.2 and 5.3 hold. Suppose $\mathbb{Q}_0 \neq \emptyset$ and $\mathbb{H}_0^{\text{obs}} \neq$*

\emptyset . Then, for any $q_0 \in \mathbb{Q}_0^{obs}$

$$\mathbb{E} \left[\tilde{\phi}_{IPW}(Y, A, \tilde{V}, Z; q_0) \right] = J. \quad (5.23)$$

Suppose $\mathbb{H}_0 \neq \emptyset$ and $\mathbb{Q}_0^{obs} \neq \emptyset$. Then, for any $h_0 \in \mathbb{H}_0^{obs}$

$$\mathbb{E} \left[\tilde{\phi}_{REG}(Y, A, \tilde{V}, W; h_0) \right] = J. \quad (5.24)$$

Suppose either $\{\mathbb{Q}_0 \neq \emptyset \text{ and } \mathbb{H}_0^{obs} \neq \emptyset\}$ or $\{\mathbb{H}_0 \neq \emptyset \text{ and } \mathbb{Q}_0^{obs} \neq \emptyset\}$. Then, for any $h_0 \in \mathbb{H}_0^{obs}$ and $q_0 \in \mathbb{Q}_0^{obs}$,

$$\mathbb{E} \left[\tilde{\phi}_{DR}(Y, A, \tilde{V}, Z, W; h_0, q_0) \right] = J. \quad (5.25)$$

This key result in theorem 5.2 establishes the identifiability of causal effect J from only observable data in the instrumented common confounding model with first stage restrictions.

Only a relaxed version of assumption 5.4 is needed, because e.g. unbiasedness of the regression estimator $\tilde{\phi}_{REG}$ only requires $\mathbb{Q}_0^{obs} \neq \emptyset$ instead of $\mathbb{Q}_0 \neq \emptyset$. With the doubly robust estimator, the relaxation is even more explicit in theorem 5.2. Despite these technical relaxations, we typically still refer to completeness assumptions on the structural form, i.e. the completeness of Z and W with respect to U , which implies $\mathbb{H}_0 \neq \emptyset$ and $\mathbb{Q}_0 \neq \emptyset$. We do so because it is in our opinion more natural to impose restrictions on the structural form of the model. Hence, corollary 5.2.1 states a simplified version of theorem 5.2 with slightly stronger assumptions ($\mathbb{Q}_0 \neq \emptyset$ and $\mathbb{H}_0 \neq \emptyset$).

Corollary 5.2.1. *Suppose assumptions 3.1, 5.1, 5.2, 5.3 and 5.4 ($\mathbb{Q}_0 \neq \emptyset$ and $\mathbb{H}_0 \neq \emptyset$) hold. Then, for any $h_0 \in \mathbb{H}_0^{obs}$ and $q_0 \in \mathbb{Q}_0^{obs}$,*

$$J = \mathbb{E} \left[\tilde{\phi}_{IPW}(Y, A, \tilde{V}, Z; q_0) \right] = \mathbb{E} \left[\tilde{\phi}_{REG}(Y, A, \tilde{V}, W; h_0) \right] = \mathbb{E} \left[\tilde{\phi}_{DR}(Y, A, \tilde{V}, Z, W; h_0, q_0) \right]. \quad (5.26)$$

6 Numerical Examples

We provide examples of bridge functions in discrete, linear and nonparametric models in this subsection.

6.1 Linear model

Let $Y \in \mathbb{R}$, $A \in \mathbb{R}^{d_A}$, $U \in \mathbb{R}^{d_U}$, $Z \in \mathbb{R}^{d_Z}$ and $W \in \mathbb{R}^{d_W}$.

$$\begin{aligned}
Y &= A \underset{d_A \times 1}{\beta} + U \underset{d_U \times 1}{\gamma_Y} + W \underset{W \times 1}{\zeta} + \varepsilon_Y & \mathbb{E}[\varepsilon_Y | U, W, Z] &= 0, \\
A &= Z \underset{d_Z \times d_A}{\pi} + U \underset{d_U \times d_A}{\gamma_A} + \varepsilon_A & \mathbb{E}[\varepsilon_A | U, Z] &= 0, \quad \pi \neq 0, \quad d_Z > (d_A \times d_U) \\
W &= U \underset{d_U \times d_W}{\gamma_W} + \varepsilon_W & \mathbb{E}[\varepsilon_W | U, Z] &= 0
\end{aligned}$$

Any bias in the IV estimator stems from changes in expected U as Z changes. If $d_W \geq d_U$, holding $\mathbb{E}[W|Z]$ constant is equivalent to holding $\mathbb{E}[U|Z]$ constant. Consequently, conditioning on $\mathbb{E}[W|Z]$ eliminates all confounding bias from the common confounders U . We could write the parameter of interest, β , in the ratio form

$$\beta = \frac{\text{Cov} \left[Y, Z \mid \mathbb{E}[W|Z] \right]}{\text{Cov} \left[A, Z \mid \mathbb{E}[W|Z] \right]}.$$

From the above formula follows an estimator $\hat{\beta}_{ICC}$, which we can write in matrix notation. We let $P_Z := Z(Z^\top Z)^{-1}Z^\top$. Then, the prediction of W given Z is $\hat{W} := P_Z W$. For simplicity, suppose that $d_W = d_U$, which implies that the $n \times d_W$ matrix $\mathbb{E}[W|Z]$, where n is the number of observations, has full column rank. If $d_W > d_U$, we would need to use exactly d_U linearly independent columns of the $\mathbb{E}[W|Z]$ matrix. Let

$$\begin{aligned}
P_{\hat{W}} &:= \hat{W} (\hat{W}^\top \hat{W})^{-1} \hat{W}^\top \\
&= P_Z W (W^\top P_Z W)^{-1} W^\top P_Z, \\
M_{\hat{W}} &:= I_n - P_{\hat{W}} = I_n - P_Z W (W^\top P_Z W)^{-1} W^\top P_Z
\end{aligned}$$

Now we can write the reduced form of the outcome model and the ICC estimator as follows:

$$\begin{aligned}
Y &= A\beta + \mathbb{E}[W|Z] \delta + \varepsilon_{ICC}, \quad \delta := \gamma_W^\top (\gamma_W \gamma_W^\top)^{-1} (\gamma_Y + \gamma_W \zeta) \\
\varepsilon_{ICC} &:= \varepsilon_Y + \varepsilon_W \zeta + (U - \mathbb{E}[U|Z]) (\gamma_Y + \gamma_W \zeta) \\
\hat{\beta}_{ICC} &= (A^\top M_{\hat{W}} P_Z A)^{-1} (A^\top M_{\hat{W}} P_Z Y)
\end{aligned}$$

Now if $P(\mathbf{W}|\mathbf{U})$ has full column rank, which requires $d_W \geq d_U$, the linear equations system above has a solution. Unless $d_W = d_U$, there will be more than one solution and the bridge function $H_0(A = a_{j_A}, \mathbf{W})$ will be non-unique. As U is not observed, we can at best identify some observed bridge function

$$H_0^{\text{obs}}(\mathbf{A}, \mathbf{W})P(\mathbf{A}, \mathbf{W}|\mathbf{Z}) = \mathbb{E}[Y|\mathbf{Z}].$$

$1 \times (d_A \times d_W) \quad (d_A \times d_W) \times d_Z \quad 1 \times d_Z$

The existence of this bridge function is guaranteed if $d_W \geq d_U$. Any solution $H_0^{\text{obs}}(\mathbf{A}, \mathbf{W})$ results in a unique $H_0^{\text{obs}}(\mathbf{A}, \mathbf{W})P(\mathbf{W})$ as long as Z is sufficiently relevant, i.e. $d_Z \geq (d_U \times d_A)$.

6.2.2 Discrete model with first stage restrictions

Let Z, W, U be discrete variables, which take values $z_{j_z}, w_{j_w}, u_{j_U}$ for $j_z = 1, \dots, d_Z, j_w = 1, \dots, d_W$ and $j_U = 1, \dots, d_U$. The matrices of conditional probabilities, vector of conditional expectations and diagonal matrix of densities are

$$P(\mathbf{W}_k|\mathbf{U}, w_i) \text{ has } (j_{W_k}, j_U)\text{th element } \mathbb{P}[W = w_{j_{W_k}} | U = u_{j_U}, W_0 = w_0] \text{ for } k \neq i \in \{0, 1\},$$

$d_{W_k} \times d_U$

$$P(\mathbf{W}|\mathbf{U}, a, \tilde{v}) \text{ has } (j_W, j_U)\text{th element } \mathbb{P}[W = w_{j_W} | U = u_{j_U}, A = a, \tilde{V} = v],$$

$d_W \times d_U$

$$P(\mathbf{Z}|\mathbf{U}, a, \tilde{v}) \text{ has } (j_Z, j_U)\text{th element } \mathbb{P}[Z = w_{j_Z} | U = u_{j_U}, A = a, \tilde{V} = v],$$

$d_Z \times d_U$

$$\mathbb{E}[Y|\mathbf{U}, a, \tilde{v}] \text{ has } j_U\text{th element } \mathbb{E}[Y | U = u_{j_U}, A = a, \tilde{V} = v],$$

$1 \times d_U$

$$F^*(a|\mathbf{U}, z) \text{ is a vector with } j_U\text{th entry } f(a|u_{j_U}, z),$$

$1 \times d_U$

$$F^*(a|\mathbf{U}, \tilde{v}) \text{ is a vector with } j_U\text{th entry } f(a|u_{j_U}, \tilde{v}),$$

$d_U \times 1$

$$F(\mathbf{U}, z) \text{ is a vector with } j_U\text{th entry } \frac{f(u_{j_U})}{f(u_{j_U}|z)},$$

$1 \times d_U$

and \mathbf{e} is a vector of ones.

$d_U \times 1$

First, the control bridge functions 5.5 and 5.6 correspond to the linear system

$$\tau_{A,0}(z, \mathbf{W}_1) \mathbb{P}[\mathbf{W}_1|\mathbf{U}, w_0] = F^*(a|\mathbf{U}, z) \text{ for all } w_0 \in \mathcal{W}_0,$$

$$\kappa_0(z, \mathbf{W}_0) \mathbb{P}[\mathbf{W}_0|\mathbf{U}, w_1] = F(\mathbf{U}, z) \text{ for all } w_1 \in \mathcal{W}_1.$$

A sufficient condition for the solutions to exist is that $\mathbb{P}[\mathbf{W}_1|\mathbf{U}, w_0]$ and $\mathbb{P}[\mathbf{W}_0|\mathbf{U}, w_1]$ have full rank for all $(w_0, w_1) \in \mathcal{W}$. This requires W_0 and W_1 to contain a minimum amount of

conditionally independent categories. Let \mathcal{W}^\perp be the union of all largest-possible subsets of values for which W_0 and W_1 are conditionally independent:

$$\mathcal{W}^\perp = \left\{ \mathcal{W}_{0i} \times \mathcal{W}_{1i} \subseteq \mathcal{W}_0 \times \mathcal{W}_1 : W_0 \perp\!\!\!\perp W_1 \mid \{U, (W_0, W_1) \in \mathcal{W}_{0i} \times \mathcal{W}_{1i}\} \text{ and } (\mathcal{W}_{0i}, \mathcal{W}_{1i}) \not\subseteq \mathcal{W}_i^\perp \in \mathcal{W}^\perp \right\}$$

This definition is useful not only for the categorical but also for the continuous case. Let $(\mathcal{W}_{0i}, \mathcal{W}_{1i}) = \mathcal{W}_i^\perp$ for any $\mathcal{W}_i^\perp \in \mathcal{W}^\perp$, where $i \in \{1, 2, \dots, \text{card}(\mathcal{W}^\perp)\}$ indexes each subset of \mathcal{W}^\perp . A sufficient condition for the existence of the bridge functions is that for each subset i , there are at least as many categories of both ($k \in \{0, 1\}$) negative control outcomes $d_{W_k, i}$ as categories of the common confounder d_U : $d_{W_k, i} \geq d_U$ for all subsets i . If $W_1 \perp\!\!\!\perp W_0$ everywhere, this condition is satisfied if $d_{W_k} > d_U$ for both $k \in \{0, 1\}$. A relaxation of the strict conditional independence assumption is useful in observational data, where full conditional independence may be too strong an assumption.

The bridge function equations for outcome 5.13 and action 5.14 correspond to the linear system

$$\begin{aligned} h_0^\top(\mathbf{W}, a, \tilde{v})P(\mathbf{W}|\mathbf{U}, a, \tilde{v}) &= \mathbb{E}[Y|\mathbf{U}, a, \tilde{v}] \\ q_0^\top(\mathbf{Z}, a, \tilde{v})P(\mathbf{Z}|\mathbf{U}, a, \tilde{v})F^*(a|\mathbf{U}, \tilde{v}) &= \mathbf{e}^\top \end{aligned}$$

in this model with discrete Z, W, U . Suppose that $P(\mathbf{W}|\mathbf{U}, a, \tilde{v})$ and $P(\mathbf{Z}|\mathbf{U}, a, \tilde{v})$ are full rank, which requires $d_W \geq d_U$ and $d_Z \geq d_U$. Also suppose that $f(a|u, \tilde{v})$ for any $u \in \mathcal{U}$ and $\tilde{v} \in (0, 1)$. Then, the linear system has solutions. Bridge functions exist. The solutions must not be unique unless $d_Z = d_W = d_U$.

Nonsingularity of $P(\mathbf{Z}|\mathbf{U}, a, \tilde{v})$ enforces a strong richness requirement for instruments Z . A necessary condition is that $\mathbb{P}[z_{j_Z}|a, \tilde{v}] \in [0, 1)$ for at least d_U different $z_{j_Z} \in \mathcal{Z}$ for each $(a, \tilde{v}) \in \mathcal{A} \times (0, 1)$. In simple terms, there must be more information in Z beyond the information in Z which moves A conditional on U ($F_{A|Z, U}(A, Z, U)$). This additional information in Z must be richly associated with U such that $P(\mathbf{Z}|\mathbf{U}, a, \tilde{v})$ is nonsingular.

6.3 Nonparametric model

6.3.1 Nonparametric model with outcome model restrictions

Once we assume some outcome model restrictions (4.1), identification of the causal effect J relies on richness requirements for W with respect to U (3.1.4) and for Z with respect to U and A (3.1.3). The existence of bridge function 3.3 ensures that negative control outcomes W are sufficiently rich with respect to U to obtain unbiased estimates of the causal effect J . As this bridge function is a solution to a Fredholm integral equation of the first kind,

its existence is given by Picard’s theorem [Polyanin and Manzhirov, 2008]. Sufficient for the existence of this bridge function is a completeness condition: For any $g \in L_2(A, U)$,

$$\mathbb{E} [g(A, U)|A, W] = 0 \text{ only when } g(A, U) = 0.$$

This first completeness condition is identical to standard negative control [Kallus et al., 2021]. Different is the completeness condition on Z , which we included as one of our main assumptions 3.1.3.2. For any $g \in L_2(A, U)$,

$$\mathbb{E} [g(A, U)|Z] = 0 \text{ only when } g(A, U) = 0.$$

This relevance requirement is stronger than in standard IV, where instrument Z needs to be complete with respect to treatment A , as well as stronger than in standard negative control, where Z needs to be complete with respect to U . In ICC, both conditions must hold simultaneously. While this strengthening of the relevance requirement appears to complicate identification, it makes sense to understand it jointly with the relaxation of unconditional exogeneity. The instruments we can consider with these different identifying assumptions are significantly different from traditional instruments. Our examples in section 7 will provide further intuition.

6.3.2 Nonparametric model with first stage restrictions

Identification of the conditional moment equations for control (5.5, 5.6), outcome (5.13) and action (5.14) bridge functions does not require parametric assumptions other than the strict monotonicity assumption for the first stage (5.1). In nonparametric models, richness requirements for Z , W_0 and W_1 wrt U are formulated as completeness conditions. The bridge functions are Fredholm integral equations of the first kind. The existence of solutions to these inverse learning problems are given by Picard’s theorem [Polyanin and Manzhirov, 2008]. In combination with regularity conditions on the singular value decomposition of the linear operators associated with the Fredholm integral equations [Kallus et al., 2021], solutions to the control bridge functions (5.5 and 5.6) exist if the below completeness conditions are satisfied. For any $g \in L_2(U, Z)$,

$$\begin{aligned} \mathbb{E} [g(U, Z)|W_{1i}, Z] &= 0 \text{ for } W_{1i} \in \mathcal{W}_{1i} \text{ and any } i \in \{1, 2, \dots, \mathbf{card}(\mathcal{W}^\perp)\} \text{ only when } g(U, Z) = 0, \\ \mathbb{E} [g(U, Z)|W_{0i}, Z] &= 0 \text{ for } W_{0i} \in \mathcal{W}_{0i} \text{ and any } i \in \{1, 2, \dots, \mathbf{card}(\mathcal{W}^\perp)\} \text{ only when } g(U, Z) = 0. \end{aligned}$$

These completeness conditions require that there is rich enough variation in W_0 (and W_1) compared to U after conditioning on W_1 (or W_0).

Similarly, outcome (5.13) and action (5.14) bridge functions exist if the below completeness conditions are satisfied. For any $g_{U,A,\tilde{V}} \in L_2(U, A, \tilde{V})$,

$$\begin{aligned}\mathbb{E} \left[g_{U,A,\tilde{V}}(U, A, \tilde{V}) | Z, A, \tilde{V} \right] &= 0 \text{ only when } g(U, A, \tilde{V}) = 0, \\ \mathbb{E} \left[g_{U,A,\tilde{V}}(U, A, \tilde{V}) | W, A, \tilde{V} \right] &= 0 \text{ only when } g(U, A, \tilde{V}) = 0.\end{aligned}$$

Only when Z and W vary in a sufficiently rich way with U conditional on \tilde{V} , the above conditions can hold. Intuitively, the first completeness condition means that after using some variation in Z for the construction of \tilde{V} , the remaining variation in Z must vary sufficiently richly with U . In the linear model above we saw this implies that the dimension of the instrument d_Z must be at least two. In nonparametric models there is no such straightforward understanding of the completeness condition in terms of dimensions. Notably, the completeness assumptions may be stronger than necessary for the existence of bridge functions. In this paper, we follow the approach by Kallus et al. [2021] and instead use the weaker, yet sufficient assumption of existence of bridge functions.

7 Practical Examples

First, we present a practical algorithm to construct an ICC model. Its logic is subsequently applied in the economic and medical examples. For the first example, we provide evidence of the benefit of instrumented common confounding in the estimation of returns to education. The second example is about the causal effect of a health treatment.

7.1 Constructing an ICC Model

In comparison to IV, the ICC assumptions can seem daunting at first. To facilitate the theoretical discussion about the validity of ICC assumptions, we provide a simple algorithm to check whether an identification problem fits the ICC framework.

1. Separate all confounders into two sets of confounders: Common confounders U and non-common confounders \tilde{U} , such that

$$Z \perp\!\!\!\perp \tilde{U} \mid U.$$

2. Include in the common confounders U any unobserved variables necessary to justify

$$(A, Z) \perp\!\!\!\perp W \mid U.$$

3. Check whether W is complete with respect to U given A , i.e.

$$\mathbb{E}[g(A, U)|A, W] = 0 \text{ only when } g(A, U) = 0 \text{ for any } g \in L_2(A, U).$$

4. Check whether Z is complete with respect to (A, U) , i.e.

$$\mathbb{E}[g(A, U)|Z] = 0 \text{ only when } g(A, U) = 0 \text{ for any } g \in L_2(A, U).$$

The above algorithm requires completeness of W with respect to any unobserved confounder of the instrument Z and any unobserved variable, which otherwise causes association between (Z, A) and W . This requirement can hold even if some variable in W directly causes (Z, A) , where such variables in W would be included in U , as long as the remaining variation in W is still complete with respect to U . Vice-versa, the ICC assumptions can hold when some instruments Z are endogenous with a direct impact on outcome Y , where these instruments would also be included in U . Necessary remains that some exogenous instruments are complete with respect to the treatment A , and that W is complete also with respect to the endogenous instruments. Clearly, the completeness assumptions are more likely to be satisfied the richer the information in Z and W . Put simply, the more measurements of similar unobserved variables are available, the better we can justify the required completeness conditions. In our subsequent examples, we hope to convince the reader of the relevance of the ICC assumptions for interesting causal inference problems. Our logic will be based on the above algorithm.

7.2 Returns to Education

The education production function has been a key function of interest for applied micro-econometricians since the 1950s, which has led to the construction of at least 1,120 estimates in 139 countries [Psacharopoulos and Patrinos, 2018]. The formal modelling of human capital formation is grounded in microeconomic theory, which nearly any Undergraduate Economics student will have come across [Schultz, 1960, 1961, Mincer, 1958, Becker, 1964]. Early contributions to this literature emphasised the heterogeneity of returns to education across levels of education and across individuals with the same level of education [Becker and Chiswick, 1966, Chiswick, 1974, Mincer, 1974]. A nonlinear model naturally accommodates this type of causal effect heterogeneity. A well-known confounder of the effect of education on earnings is ability [Griliches, 1977]. The dominant solution to the ability bias problem is the use of instruments for education [Heckman et al., 2006]. Parental education and number of siblings [Willis and Rosen, 1979, Taber, 2001] are poor instruments, as family background strongly

determines ability [Cunha et al., 2006]. Another popular type of instrument is geographic location, e.g. distance to college [Card, 1993, Kling, 2001, Cameron and Taber, 2004]. However, the correlation of distance to college and an ability proxy casts doubt on its exogeneity [Carneiro and Heckman, 2002]. Tuition cost [Kane and Rouse, 1993] may be an invalid instrument due to its correlation with college quality, which may have a direct effect on earnings [Carneiro and Heckman, 2002]. Local business cycle fluctuations were used as instruments in other studies [Cameron and Heckman, 1998, Carneiro et al., 2003, Cameron and Taber, 2004], but require that all permanent labour market effects are conditioned out, which may be difficult. The well-known quarter-of-birth instrument [Angrist and Krueger, 1991] is likely exogenous, but known to be weak [Staiger and Stock, 1997]. It is hard to find exogenous instruments. Once an exogenous instrument is found, it is often weak or affects the treatment only in a subpopulation. In this case, the IV estimate can at best be interpreted as a marginal treatment effect in a subpopulation [Heckman et al., 2006].

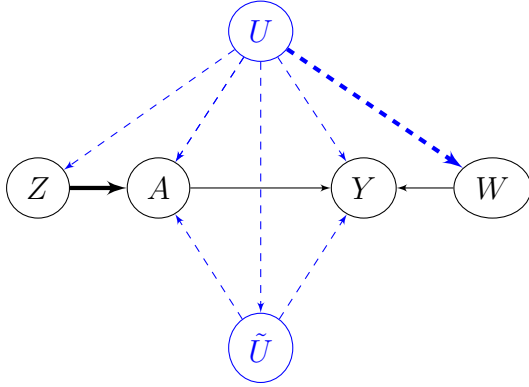
Economic theory states that ability is a likely confounder of the effect of education on earnings. Despite the previous long list of instruments, which intend to circumvent ability bias, ability proxies tend to explain little about the residuals in a regression of earnings on education and observable characteristics [Cawley et al., 1995]. Yet, other unobserved characteristics like (non-academic) attitude [Green et al., 1998] and communication skills [on the Educational Quality of the Workforce , US] may be important determinants of earnings. Better communication skills serve applicants in admissions interviews and are highly valued in the labour market. This non-ability bias further complicates estimation. We suggest instrumented common confounding as an alternative identification approach with observational data in this difficult causal inference problem. To demonstrate how instrumented common confounding suits the returns to education identification problems, we present a directed acyclic graph in figure 2, which reflects the causal structure imposed on the observed variables. We also go through the theoretical ICC construction algorithm to demonstrate how the returns to education identification problem fits into the ICC framework. In terms of conditional independence assumption we try to be as conservative as possible, which at worst leads to stronger than necessary richness requirements for the instruments Z and negative control outcomes W .

1. Separate all confounders into two sets of confounders: Common confounders U and non-common confounders \tilde{U} , such that

$$Z \perp\!\!\!\perp \tilde{U} \mid U.$$

First we try to enlist all unobserved confounders we can imagine for the causal effect

Figure 2: DAG of the Education Production Function



Y : Income 5 years post-college

A : College GPA

Z : GPA (high school), SAT, ACT

U : Ability, attitude, communication skills, general health, addictive tendency

\tilde{U} : Non-academic communication skills and attitude

W : Physical and behavioural characteristics: health status and behaviours, height, fitness, alcoholism and smoking

X : Family characteristics: parental education, income, occupation

of college GPA A on earnings Y . Some obvious confounders are ability [Griliches, 1977], attitude [Green et al., 1998] and communication skills [on the Educational Quality of the Workforce, US]. As instrument Z we use pre-college test scores and GPAs. Clearly, pre-college scores Z are strongly associated with ability. General attitude and communication skills are also likely associated with Z . If they are not associated with pre-college scores Z , they enter \tilde{U} and the identification problem becomes even simpler. Either way, non-academic attitude and communication skills are unlikely to be associated with pre-college scores Z conditional on general attitude and communication skills. Yet, non-academic attitude and communications skills will likely help applicants in selective university admissions processes and are also highly valued in the labour market. Consequently, ability, attitude and communication skills would be common confounders U , while non-academic attitude and communication skills would be non-common confounders \tilde{U} .

2. Include in the common confounders U any unobserved variables necessary to justify

$$(A, Z) \perp\!\!\!\perp W \mid U.$$

As negative control outcomes W we use a range of physical and behavioural characteristics. For example, these can include health status and behaviours, height, fitness, and addictive behaviours like alcoholism and smoking. Both general health and addictive tendencies can be direct causes of education outcomes like test scores and GPA, so we

should include the unobserved variables general health and addictive tendency, which affect both (A, Z) and W , in U .

3. Check whether W is complete with respect to U given A , i.e.

$$\mathbb{E}[g(A, U)|A, W] = 0 \text{ only when } g(A, U) = 0 \text{ for any } g \in L_2(A, U).$$

There is lots of evidence for the relevance of the negative control outcomes W including physical characteristics and behaviours for ability [Gottfredson, 2004, Case and Paxson, 2008, Tabriz et al., 2015, Greengross and Miller, 2011]. Similarly, it is easy to argue for their relevance with respect to attitude and communication skills. Whether they satisfy completeness with respect to U then depends on the dataset. In some datasets, like the NLS97 [Bureau of Labor Statistics, 2019], there are i.a. rich observations of health and addictive behaviour.

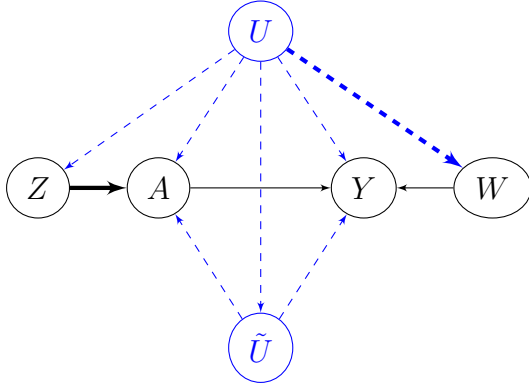
4. Check whether Z is complete with respect to (A, U) , i.e.

$$\mathbb{E}[g(A, U)|Z] = 0 \text{ only when } g(A, U) = 0 \text{ for any } g \in L_2(A, U).$$

We hardly need to argue for the immense relevance of pre-college scores Z for college GPA A . At this point, we have already argued for the relevance of pre-college scores for all unobserved variables in U . The completeness argument then simply relies on the richness of pre-college scores Z with respect to these variables. This depends on the dataset. In some datasets, like the NLS97 [Bureau of Labor Statistics, 2019], there are tremendously rich observations of pre-college test scores Z .

In steps 1 and 2 we quite generously included possible confounding variables for the effect of college GPA A on earnings Y which might also affect pre-college scores Z , as well as variables which could lead to association between (A, Z) and physical and behavioural characteristics W , into the common confounders U . We did so to demonstrate that as long as the observational data is sufficiently rich, ICC can nonparametrically identify causal effects without strong exogeneity assumptions. Any argument against the model's conditional exogeneity assumption can be countered by including the hypothesised unobserved confounder into U . Clearly, at some point completeness of Z with respect to (A, U) and of W with respect to U is no longer a reasonable assumption as the number of hypothesised confounders keeps growing. In this sense, ICC has to trade off relevance against exogeneity requirements, similar to standard IV. Unlike the rigid exogeneity assumption in standard IV, ICC provides a way to utilise rich observational data when instruments are at best exogenous conditional

Figure 3: DAG of a Health Treatment



Y : Post-treatment health outcome

A : Health treatment

Z : Health measures pre-treatment *with* effect on treatment choice/assignment

U : General health status

\tilde{U} : Belief in treatment success (placebo effect)

W : Health measures pre-treatment *without* effect on treatment choice/assignment

on some common confounders U . A good theoretical argument for ICC will consist of a sensible set of hypothesised common confounders U and a convincing argument about the completeness of Z and W with respect to those (and of Z with respect to A given this set U).

Ability or personality traits are optimal examples of such common confounders. Hence, ICC is suitable for the identification of various causal effects involving human choices in rich observational data. Returns to education is, in our opinion, a good example of common confounding.

7.3 Causal Effect of a Health Treatment

Our second example involves the causal effect of a health treatment, which could be a drug, on a health outcome. For drugs, randomised control trials are the most common identification approach. Their advantages in overcoming potential unobserved confounding are obvious. However, as RCTs are costly, sample size is mostly small and rather often effects of a drug cannot be tested rigorously for different subgroups of the population. After the introduction of a drug, much more individuals can receive the drug. With the ICC approach, we could estimate the causal effect of a treatment on a health outcome in observational data. Again, we provide a DAG and explain the observed and unobserved variables we consider in this model in figure 3. Then, we go through the ICC construction algorithm to explain how the health treatment problem fits the ICC model.

1. Separate all confounders into two sets of confounders: Common confounders U and

non-common confounders \tilde{U} , such that

$$Z \perp\!\!\!\perp \tilde{U} \mid U.$$

First, let us list possible unobserved confounders. The most obvious confounder is the belief in treatment success, where anyone who chooses treatment is likely more convinced of the success of the treatment compared to untreated peers. Another likely confounder is general health status and knowledge. Individuals with generally better health status and knowledge are more likely to choose treatment and might benefit more (or less) from the treatment. E.g. if treatment is a protein supplement and muscle growth the outcome variable, people with generally better health are likely to exercise more and hence likely to experience more muscle growth than their peers. Some pre-treatment health measures (with an effect on treatment choice) in Z might even directly affect the post-treatment health outcome Y . These health measures must be included in U . Hence, common confounder U will contain general health status and knowledge, and maybe some specific pre-treatment health measures. Non-common confounder \tilde{U} will contain variables like belief in treatment success, which are conditionally independent from the pre-treatment health measures with effect on treatment assignment conditional on general health status and knowledge.

2. Include in the common confounders U any unobserved variables necessary to justify

$$(A, Z) \perp\!\!\!\perp W \mid U.$$

W contains pre-treatment health measures without effect on treatment choice. W will be associated with other pre-treatment health measures via the general health status and some specific health issues which are measured by similar variables in W and Z . These must be included in U . Fortunately for W , we do not need to worry about their direct effect on the health outcome Y , which is unrestricted.

3. Check whether W is complete with respect to U given A , i.e.

$$\mathbb{E}[g(A, U) \mid A, W] = 0 \text{ only when } g(A, U) = 0 \text{ for any } g \in L_2(A, U).$$

W is complete with respect to U as long as the information in its health measures is sufficiently informative with respect to the general status of health and knowledge as well as those specific health measures which affect Y . When health records of each individual are rich, this may well be the case.

4. Check whether Z is complete with respect to (A, U) , i.e.

$$\mathbb{E}[g(A, U)|Z] = 0 \text{ only when } g(A, U) = 0 \text{ for any } g \in L_2(A, U).$$

Z is complete with respect to U as long as the information in its health measures is sufficiently informative with respect to the general status of health and knowledge as well as those specific health measures which affect Y . When health records of each individual are rich, this may well be the case.

Importantly, the above example again shows that instruments can affect Y to a significant degree without violating the ICC assumptions, simply by including those variables in U . For example, let us consider a J -dimensional vectors of relevant instruments Z for the one-dimensional treatment A . Then, $J - 1$ instruments may have a direct effect on outcome Y , as long as a $(J - 1)$ -dimensional vector of negative controls W is complete for the $J - 1$ endogenous instruments and exogenous with respect to the one exogenous instrument and treatment A conditional on the $J - 1$ endogenous instruments. Hence, ICC can be used to obtain unbiased estimates even when some instruments are endogenous. We do not need to know which instruments these are, but we do require the completeness of W with respect to the endogenous instruments and exogeneity of W with respect to the treatment A and exogenous instruments conditional on the endogenous ones. This flexibility of the ICC approach is one of its main strengths in rich observational data.

8 Concluding Remarks

Instrumented common confounding (ICC) bridges identification theory between IV and negative control. The approach is suitable for causal inference in the social sciences, where ability or other character traits are common confounders. However, ICC is versatile and can even be used to identify causal effects when some instruments are endogenous. Our two examples, one economic and one medical, demonstrate how we may observe instruments Z , which are conditional on an unobserved common confounder U , for which other relevant and conditionally independent variables W (negative control outcomes) are available. In both examples, a theoretical argument in favour of traditional instrument exogeneity is too difficult. In ICC, we relax the exogeneity requirement to exogeneity conditional on an unobserved common confounder U . The proposed ICC model construction algorithm allows researchers to argue about the validity of ICC assumptions straightforwardly. Exogeneity conditional on an unobserved common confounder U is traded off with relevance of the observed variables Z and W for the unobserved common confounder U and the treatment A .

While we are convinced that instrumented common confounding can be a useful tool for causal inference, it is no panacea. It replaces some strong, untestable identifying assumptions by other such assumptions, which are more likely to be satisfied in rich observational data. The validity of its assumptions must be justified rigorously by (economic) theory.

In this paper, we dealt only with the identification of ICC models. When we apply outcome model restrictions, the estimation of ICC models only differs from the estimation of a model described by conditional moment restrictions by an additional averaging step. We intend to provide a programming package for the simple estimation of ICC models using different machine learning tools. We look forward to applying the ICC method to various interesting empirical problems.

References

- Elizabeth S Allman, Catherine Matias, John A Rhodes, et al. Identifiability of parameters in latent structure models with many observed variables. *The Annals of Statistics*, 37(6A): 3099–3132, 2009.
- Joshua D Angrist and Alan B Krueger. Does compulsory school attendance affect schooling and earnings? *The Quarterly Journal of Economics*, 106(4):979–1014, 1991.
- Gary S Becker. *Human capital: A theoretical and empirical analysis, with special reference to education*. National Bureau of Economic Research, 1964.
- Gary S Becker and Barry R Chiswick. Education and the distribution of earnings. *The American Economic Review*, 56(1/2):358–369, 1966.
- Stéphane Bonhomme, Koen Jochmans, and Jean-Marc Robin. Non-parametric estimation of finite mixtures from repeated measurements. *Journal of the Royal Statistical Society: Series B: Statistical Methodology*, pages 211–229, 2016a.
- Stéphane Bonhomme, Koen Jochmans, Jean-Marc Robin, et al. Estimating multivariate latent-structure models. *The Annals of Statistics*, 44(2):540–563, 2016b.
- U.S. Department of Labor Bureau of Labor Statistics. National longitudinal survey of youth 1997 cohort, 1997-2017 (rounds 1-18), 2019.
- Stephen V Cameron and James J Heckman. Life cycle schooling and dynamic selection bias: Models and evidence for five cohorts of american males. *Journal of Political economy*, 106(2):262–333, 1998.
- Stephen V Cameron and Christopher Taber. Estimation of educational borrowing constraints using returns to schooling. *Journal of political Economy*, 112(1):132–182, 2004.
- David Card. Using geographic variation in college proximity to estimate the return to schooling. Technical report, National Bureau of Economic Research, 1993.
- Pedro Carneiro and James J Heckman. The evidence on credit constraints in post-secondary schooling. *The Economic Journal*, 112(482):705–734, 2002.
- Pedro Carneiro, James J Heckman, and Edward Vytlačil. Understanding what instrumental variables estimate: Estimating marginal and average returns to education. *processed, University of Chicago, The American Bar Foundation and Stanford University, July, 19, 2003*.

- Anne Case and Christina Paxson. Stature and status: Height, ability, and labor market outcomes. *Journal of political Economy*, 116(3):499–532, 2008.
- John Cawley, James Heckman, Dimitry Hindanov, Karen Conneely, and Edward Vytlačil. Measuring the effects of cognitive ability. *Intelligence/sigart Bulletin - SIGART*, 01 1995.
- Barry R Chiswick. Front matter to income inequality: Regional analyses within a human capital framework. In *Income Inequality: Regional Analyses within a Human Capital Framework*, pages 16–0. NBER, 1974.
- Yifan Cui, Hongming Pu, Xu Shi, Wang Miao, and Eric Tchetgen Tchetgen. Semiparametric proximal causal inference. *arXiv preprint arXiv:2011.08411*, 2020.
- Flavio Cunha, James J Heckman, Lance Lochner, and Dimitriy V Masterov. Interpreting the evidence on life cycle skill formation. *Handbook of the Economics of Education*, 1: 697–812, 2006.
- Ben Deaner. Proxy controls and panel data. *arXiv preprint arXiv:1810.00283*, 2018.
- Nishanth Dikkala, Greg Lewis, Lester Mackey, and Vasilis Syrgkanis. Minimax estimation of conditional moment models. *Advances in Neural Information Processing Systems*, 33: 12248–12262, 2020.
- Linda S Gottfredson. Intelligence: is it the epidemiologists’ elusive” fundamental cause” of social class inequalities in health? *Journal of personality and social psychology*, 86(1):174, 2004.
- Francis Green, Stephen Machin, and David Wilkinson. The meaning and determinants of skills shortages. *Oxford Bulletin of Economics and Statistics*, 60(2):165–187, 1998.
- Gil Greengross and Geoffrey Miller. Humor ability reveals intelligence, predicts mating success, and is higher in males. *Intelligence*, 39(4):188–192, 2011.
- Zvi Griliches. Estimating the returns to schooling: Some econometric problems. *Econometrica: Journal of the Econometric Society*, pages 1–22, 1977.
- Peter Hall, Xiao-Hua Zhou, et al. Nonparametric estimation of component distributions in a multivariate mixture. *The annals of statistics*, 31(1):201–224, 2003.
- James J Heckman, Lance J Lochner, and Petra E Todd. Earnings functions, rates of return and treatment effects: The mincer equation and beyond. *Handbook of the Economics of Education*, 1:307–458, 2006.

- TP Hettmansperger and Hoben Thomas. Almost nonparametric inference for repeated measures in mixture models. *Journal of the Royal Statistical Society: Series B (Statistical Methodology)*, 62(4):811–825, 2000.
- Keisuke Hirano and Guido W Imbens. The propensity score with continuous treatments. *Applied Bayesian modeling and causal inference from incomplete-data perspectives*, 226164:73–84, 2004.
- Yingyao Hu. Identification and estimation of nonlinear models with misclassification error using instrumental variables: A general solution. *Journal of Econometrics*, 144(1):27–61, 2008.
- Guido W Imbens and Whitney K Newey. Identification and estimation of triangular simultaneous equations models without additivity. *Econometrica*, 77(5):1481–1512, 2009.
- Guido W Imbens and Donald B Rubin. *Causal inference in statistics, social, and biomedical sciences*. Cambridge University Press, 2015.
- Nathan Kallus, Xiaojie Mao, and Masatoshi Uehara. Causal inference under unmeasured confounding with negative controls: A minimax learning approach. *arXiv preprint arXiv:2103.14029*, 2021.
- Thomas J Kane and Cecilia E Rouse. Labor market returns to two-and four-year colleges: is a credit a credit and do degrees matter? Technical report, National Bureau of Economic Research, 1993.
- Hiroyuki Kasahara and Katsumi Shimotsu. Nonparametric identification of finite mixture models of dynamic discrete choices. *Econometrica*, 77(1):135–175, 2009.
- Jeffrey R Kling. Interpreting instrumental variables estimates of the returns to schooling. *Journal of Business & Economic Statistics*, 19(3):358–364, 2001.
- Manabu Kuroki and Judea Pearl. Measurement bias and effect restoration in causal inference. *Biometrika*, 101(2):423–437, 2014.
- Aprajit Mahajan. Identification and estimation of regression models with misclassification. *Econometrica*, 74(3):631–665, 2006.
- Rosa L Matzkin. Nonparametric estimation of nonadditive random functions. *Econometrica*, 71(5):1339–1375, 2003.

- Wang Miao, Zhi Geng, and Eric J Tchetgen Tchetgen. Identifying causal effects with proxy variables of an unmeasured confounder. *Biometrika*, 105(4):987–993, 2018.
- Jacob Mincer. Investment in human capital and personal income distribution. *Journal of political economy*, 66(4):281–302, 1958.
- Jacob Mincer. Schooling, experience, and earnings. *human behavior & social institutions* no. 2. 1974.
- Whitney K Newey and James L Powell. Instrumental variable estimation of nonparametric models. *Econometrica*, 71(5):1565–1578, 2003.
- National Center on the Educational Quality of the Workforce (US), United States. Bureau of the Census, and United States. Office of Educational Research. *First Findings from the EQW National Employer Survey*. National Center on the Educational Quality of the Workforce, University of . . . , 1995.
- Andrei D Polyandin and Alexander V Manzhirov. *Handbook of integral equations*. CRC press, 2008.
- George Psacharopoulos and Harry Anthony Patrinos. Returns to investment in education: a decennial review of the global literature. *Education Economics*, 26(5):445–458, 2018.
- Theodore W Schultz. Capital formation by education. *Journal of political economy*, 68(6):571–583, 1960.
- Theodore W Schultz. Investment in human capital. *The American economic review*, 51(1):1–17, 1961.
- Rahul Singh. Kernel methods for unobserved confounding: Negative controls, proxies, and instruments. *arXiv preprint arXiv:2012.10315*, 2020.
- Douglas Staiger and James H Stock. Instrumental variables regression with weak instruments. *Econometrica: journal of the Econometric Society*, pages 557–586, 1997.
- Christopher R Taber. The rising college premium in the eighties: Return to college or return to unobserved ability? *The Review of Economic Studies*, 68(3):665–691, 2001.
- Amir A Tabriz, Mohammad-Reza Sohrabi, Sousan Parsay, Alireza Abadi, Nazanin Kiapour, Mounes Aliyari, Farzaneh Ahmadi, and A Roodaki. Relation of intelligence quotient and body mass index in preschool children: a community-based cross-sectional study. *Nutrition & diabetes*, 5(8):e176–e176, 2015.

Robert J Willis and Sherwin Rosen. Education and self-selection. *Journal of political Economy*, 87(5, Part 2):S7–S36, 1979.

9 Proofs

9.1 Proofs with outcome model restrictions

Proof of lemma 4.0.1. Let $T_A(x) := \int_{\mathcal{A}} x(a') \pi(a') d\mu_A(a')$.

$$\begin{aligned}
J &= \mathbb{E} \left[\int_{\mathcal{A}} Y(a') \pi(a') d\mu_A(a') \right] = \mathbb{E} \left[\int_{\mathcal{A}} (k_0(a', U) + \varepsilon_Y) \pi(a') d\mu_A(a') \right] \\
&= \mathbb{E} \left[T_A \left(k_0(a', U) + \mathbb{E} [\varepsilon_Y | A = a', U] \right) \right] = \mathbb{E} \left[T_A \left(k_0(a', U) + \mathbb{E} [\varepsilon_Y | U] \right) \right] \\
&= \mathbb{E} \left[T_A \left(k_0(a', U) + \mathbb{E} [\mathbb{E} [\varepsilon_Y | Z, U] | U] \right) \right] = \mathbb{E} \left[T_A \left(k_0(a', U) \right) \right] \\
&= \mathbb{E} \left[\left(\int_{\mathcal{A}} k_0(a', U) \pi(a') d\mu_A(a') \right) \right] = \mathbb{E} [\phi_{IV}(U; k_0)]
\end{aligned}$$

The second line follows as for any change of a in $Y(a)$, ε_Y is unchanged by definition. The third line follows as $\mathbb{E} [\varepsilon_Y | Z, U] = 0$.

□

Proof of lemma 4.0.2. Any $h_0 \in \mathbb{H}_0$ satisfies

$$\mathbb{E} [k_0(A, U) - h_0(A, W) | A, U, Z] = \mathbb{E} [k_0(A, U) - h_0(A, W) | A, U] = 0.$$

The first equality holds by $(W, Y) \perp\!\!\!\perp Z | A, U$. Consequently,

$$\begin{aligned}
\mathbb{E} [Y - h_0(A, W) | Z] &= \mathbb{E} \left[\mathbb{E} [k_0(A, U) - h_0(A, W) | U, Z] | Z \right] + \mathbb{E} \left[\mathbb{E} [\varepsilon | U, Z] | Z \right] \\
&= \mathbb{E} \left[\mathbb{E} [k_0(A, U) - h_0(A, W) | U, Z] | Z \right] \\
&= \mathbb{E} [k_0(A, U) - h_0(A, W) | Z] \\
&= \mathbb{E} \left[\mathbb{E} [k_0(A, U) - h_0(A, W) | A, U, Z] | Z \right] \\
&= \mathbb{E} \left[\mathbb{E} [k_0(A, U) - h_0(A, W) | A, U] | Z \right] \\
&= \mathbb{E} [0 | Z] = 0
\end{aligned}$$

This proves that equation 4.3 of lemma 4.0.2 holds.

□

Proof of lemma 4.0.3. For any $h_0 \in \mathbb{H}_0^{\text{obs}}$,

$$\mathbb{E} [Y - h_0(A, W) | Z] = \mathbb{E} [k_0(A, U) - h_0(A, W) | Z] = \mathbb{E} \left[\mathbb{E} [k_0(A, U) - h_0(A, W) | A, U] | Z \right] = 0.$$

Under completeness assumption 3.1.3, the above can only be true if $\mathbb{E} [k_0(A, U) - h_0(A, W)|A, U] = 0$. Hence, any $h_0 \in \mathbb{H}_0^{\text{obs}}$ also satisfies $h_0 \in \mathbb{H}_0$, which implies $\mathbb{H}_0^{\text{obs}} \subseteq \mathbb{H}_0$. From lemma 4.0.2 it is known that $\mathbb{H}_0 \subseteq \mathbb{H}_0^{\text{obs}}$. Consequently, $\mathbb{H}_0^{\text{obs}} = \mathbb{H}_0$. \square

Proof of lemma 4.1. Identification of $\tilde{\phi}_{IV}$. For any $h_0 \in \mathbb{H}_0^{\text{obs}} = \mathbb{H}_0$,

$$\begin{aligned} \mathbb{E} [\tilde{\phi}_{IV}(W; h_0)] &= \mathbb{E} \left[\int_{\mathcal{A}} h_0(a, W) \pi(a) \, d\mu_A(a) \right] \\ &= \mathbb{E} \left[\int_{\mathcal{A}} \mathbb{E} [h(a, W)|A = a, U] \pi(a) \, d\mu_A(a) \right] \\ &= \mathbb{E} \left[\int_{\mathcal{A}} k_0(a, U) \pi(a) \, d\mu_A(a) \right] \\ &= \mathbb{E} [\phi_{IV}(U; k_0)] = J \end{aligned}$$

We move from the first to the second equation by assumption $W \perp\!\!\!\perp (A, Z) \mid U$ of 3.1. The step from the second to the third line is by lemma 4.0.3 and 3.1.4. The last line holds by lemma 4.0.1. \square

9.2 Proofs with first stage restrictions

Proof of lemma 5.0.1. IPW. Identification of ϕ_{IPW} .

$$\begin{aligned} \mathbb{E} [\phi_{IPW}(Y, A, V, U)] &= \mathbb{E} \left[Y \frac{\pi(A)}{f(A|V, U)} \right] \\ &= \mathbb{E} \left[\int_{\mathcal{A}} \mathbb{E} [Y|A = a, V, U] \frac{\pi(a)}{f(a|V, U)} f(a|V, U) \, d\mu_A(a) \right] \\ &= \mathbb{E} \left[\int_{\mathcal{A}} \mathbb{E} [Y|A = a, V, U] \pi(a) \, d\mu_A(a) \right] \\ &= \mathbb{E} \left[\int_{\mathcal{A}} Y(a) \pi(a) \, d\mu_A(a) \right] = J \end{aligned}$$

REG. Identification of ϕ_{REG} .

$$\begin{aligned} \mathbb{E} [\phi_{REG}(Y, A, V, U)] &= \mathbb{E} \left[\int_{\mathcal{A}} k_0(a, V, U) \pi(a) \, d\mu_A(a) \right] \\ &= \mathbb{E} \left[\int_{\mathcal{A}} \mathbb{E} [Y|A = a, V, U] \pi(a) \, d\mu_A(a) \right] \\ &= \mathbb{E} \left[\int_{\mathcal{A}} \mathbb{E} [Y(a)|A = a, V, U] \pi(a) \, d\mu_A(a) \right] \\ &= \mathbb{E} \left[\int_{\mathcal{A}} \mathbb{E} [Y(a)|V, U] \pi(a) \, d\mu_A(a) \right] \\ &= \mathbb{E} \left[\int_{\mathcal{A}} Y(a) \pi(a) \, d\mu_A(a) \right] = J \end{aligned}$$

DR. Identification of ϕ_{DR} .

$$\mathbb{E} [\phi_{DR}(Y, A, V, U)] = \mathbb{E} [\phi_{REG}(Y, A, V, U)] = J$$

□

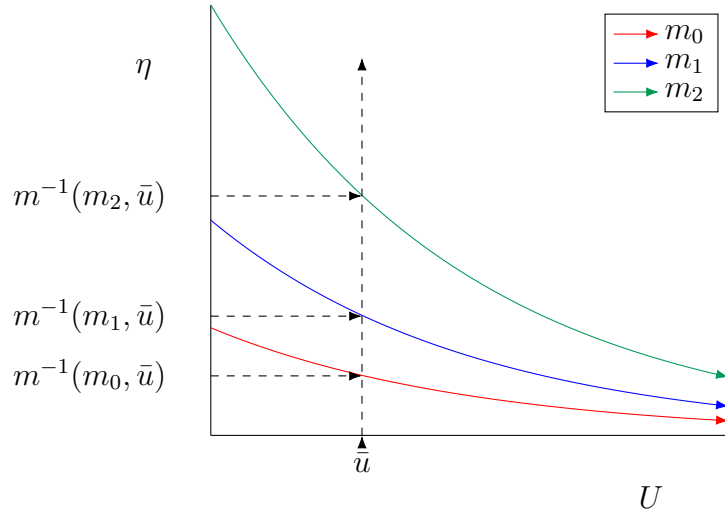
Proof of lemma 5.0.2. Key to this proof is the strict monotonicity assumption 5.1. Let $h^{-1}(\cdot, Z)$ be the inverse of $h(Z, m)$ in its second argument and $m^{-1}(\cdot, U)$ be the inverse of $m(U, \eta)$ in its second argument. Importantly, 5.1.2 implies that $m^{-1}(m, U)$ is strictly monotonous in its first argument. As in the proof of lemma 1 in Matzkin [2003], we write the control function as

$$\begin{aligned} \tilde{V} &= \int_{\mathcal{U}} F_{A|Z,U}(A, Z, u) dF(u) \\ &= \int_{\mathcal{U}} \Pr(h(Z, m(u, \eta)) \leq A) dF(u) \\ &= \int_{\mathcal{U}} \Pr(\eta \leq m^{-1}(h^{-1}(A, Z), u)) dF(u) \\ &= \int_{\mathcal{U}} F_{\eta|U}(m^{-1}(h^{-1}(A, Z), u)) dF(u) \end{aligned}$$

Strict monotonicity of $m^{-1}(\cdot, U)$ in its first argument,

$$m^{-1}(m_1, U) > m^{-1}(m_0, U) \quad \forall m_1 > m_0, \forall U \in \mathcal{U},$$

implies no-crossing:

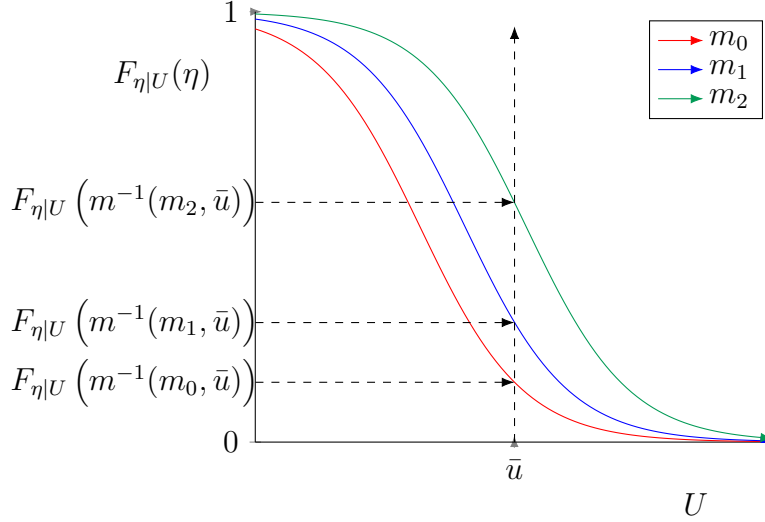


Hence, the function $\eta(u) = m^{-1}(h^{-1}(a, z), u)$ is uniquely identified by its mean

$$\bar{M} = \int_u m^{-1}(h^{-1}(A, Z), u) dF(u).$$

This implies $\sigma(\bar{M}, U) = \sigma(\eta(U), U) = \sigma(\eta, U)$.

$F_{\eta|U}(\eta)$ is strictly monotonous in η on its support due to the continuous conditional distribution of η (assumption 5.1 3). In combination with strict monotonicity of $m^{-1}(\cdot, U)$ in its first argument, this implies that $F_{\eta|U}(m^{-1}(h^{-1}(a, z), u))$ is also strictly monotonous in $h^{-1}(a, z)$.



Hence, the function $F_{\eta|U}(\eta(u)) = F_{\eta|U}(m^{-1}(h^{-1}(A, Z), u))$ is uniquely identified by its mean

$$\bar{V} = \int_u F_{\eta|U}(m^{-1}(h^{-1}(A, Z), u)) dF(u).$$

This implies $\sigma(\bar{V}, U) = \sigma(F_{\eta|U}(\eta(U)), U) = \sigma(F_{\eta|U}(\eta), U) = \sigma(\eta, U)$. The last equality follows as by assumption 5.1.3 $F_{\eta|U}(\eta)$ is strictly monotonic on the support of η , the sigma algebra of $(F_{\eta|U}(\eta), U)$ and (η, U) are equal. \square

Proof of lemma 5.1. First we derive the main step of both proofs for IPW and REG estima-

tors, which requires $\mathbb{E} \left[\int_{\mathcal{A}} \mathbb{E} [Y|A = a, \tilde{V}, U] \pi(a) d\mu_A(a) \right] = \mathbb{E} \left[\int_{\mathcal{A}} \mathbb{E} [Y|A = a, V, U] \pi(a) d\mu(a) \right]$.

$$\begin{aligned}
& \mathbb{E} \left[\int_{\mathcal{A}} \mathbb{E} [Y|A = a, \tilde{V}, U] \pi(a) d\mu_A(a) \right] \\
&= \mathbb{E} \left[\int_{\mathcal{A}} \int_{\mathcal{V}} \mathbb{E} [Y|A = a, v, \tilde{V}, U] f(v|A = a, \tilde{V}, U) d\mu_V(v) \pi(a) d\mu_A(a) \right] \\
&= \mathbb{E} \left[\int_{\mathcal{A}} \int_{\mathcal{V}} \mathbb{E} [Y|A = a, v, U] f(v|\tilde{V}, U) d\mu_V(v) \pi(a) d\mu_A(a) \right] \\
&= \mathbb{E} \left[\int_{\mathcal{V}} \int_{\mathcal{A}} \mathbb{E} [Y|A = a, v, U] \pi(a) d\mu_A(a) \left(\int_{\tilde{\mathcal{V}}} f(v|\tilde{v}, U) f(\tilde{v}|U) d\mu_A(\tilde{v}) \right) d\mu_V(v) \right] \\
&= \mathbb{E} \left[\int_{\mathcal{V}} \int_{\mathcal{A}} \mathbb{E} [Y|A = a, v, U] \pi(a) d\mu_A(a) f(v|U) d\mu_V(v) \right] \\
&= \mathbb{E} \left[\int_{\mathcal{A}} \mathbb{E} [Y|A = a, V, U] \pi(a) d\mu_A(a) \right]
\end{aligned}$$

The third equality follows from lemma 5.0.2.

IPW. Want to show that $\mathbb{E} [\phi_{IPW}(Y, A, \tilde{V}, U; f)] = \mathbb{E} [\phi_{IPW}(Y, A, V, U; f)]$.

$$\begin{aligned}
\mathbb{E} [\phi_{IPW}(Y, A, \tilde{V}, U; f)] &= \mathbb{E} \left[Y \frac{\pi(A)}{f(A|\tilde{V}, U)} \right] \\
&= \mathbb{E} \left[\int_{\mathcal{A}} \mathbb{E} [Y|A = a, \tilde{V}, U] \frac{\pi(a)}{f(a|\tilde{V}, U)} f(a|\tilde{V}, U) d\mu_A(a) \right] \\
&= \mathbb{E} \left[\int_{\mathcal{A}} \mathbb{E} [Y|A = a, \tilde{V}, U] \pi(a) d\mu_A(a) \right] \\
&= \mathbb{E} \left[\int_{\mathcal{A}} \mathbb{E} [Y|A = a, V, U] \pi(a) d\mu_A(a) \right] \\
&= \mathbb{E} [\phi_{IPW}(Y, A, V, U; f)]
\end{aligned}$$

The last line follows from lemma 5.0.1.

REG. Want to show that $\mathbb{E} [\phi_{REG}(Y, A, \tilde{V}, U; k_0)] = \mathbb{E} [\phi_{REG}(Y, A, V, U; k_0)]$.

$$\begin{aligned}
\mathbb{E} [\phi_{REG}(Y, A, \tilde{V}, U; k_0)] &= \mathbb{E} \left[\int_{\mathcal{A}} k_0(a, \tilde{V}, U) \pi(a) d\mu_A(a) \right] \\
&= \mathbb{E} \left[\int_{\mathcal{A}} \mathbb{E} [Y|A = a, \tilde{V}, U] \pi(a) d\mu_A(a) \right] \\
&= \mathbb{E} \left[\int_{\mathcal{A}} \mathbb{E} [Y|A = a, V, U] \pi(a) d\mu_A(a) \right] \\
&= \mathbb{E} [\phi_{REG}(Y, A, V, U; k_0)]
\end{aligned}$$

The last line follows from the definition of $\phi_{REG}(\cdot; \cdot)$ in lemma 5.0.1.

DR. Want to show that $\mathbb{E} [\phi_{DR}(Y, A, \tilde{V}, U; f, k_0)] = \mathbb{E} [\phi_{DR}(Y, A, V, U; f, k_0)]$.

$$\begin{aligned} \mathbb{E} [\phi_{DR}(Y, A, \tilde{V}, U; f, k_0)] &= \mathbb{E} [\phi_{REG}(Y, A, \tilde{V}, U; k_0)] \\ &= \mathbb{E} [\phi_{REG}(Y, A, V, U; k_0)] = \mathbb{E} [\phi_{DR}(Y, A, V, U; f, k_0)] \end{aligned}$$

The last line follows from lemma 5.0.1. □

Proof of lemma 5.1.1. Proof of equation 5.9. For any $\tau_{A,0} \in \mathbb{T}_0$,

$$\begin{aligned} \mathbb{E} [\tau_{A,0}(Z, W_1) | Z, U, W_0] &= F(A | Z, U) \\ \mathbb{E} [\mathbb{E} [\tau_{A,0}(Z, W_1) | Z, U, W_0] | Z, W_0] &= \mathbb{E} [F(A | Z, U) | Z, W_0] \\ \mathbb{E} [\tau_{A,0}(Z, W_1) | Z, W_0] &= F(A | Z, W_0). \end{aligned}$$

We move from the second to third equation by assumption $A \perp\!\!\!\perp W_0 \mid (Z, U)$ of 5.2.

Proof of equation 5.10. For any $\kappa_0 \in \mathbb{K}_0$,

$$\begin{aligned} \mathbb{E} [\kappa_0(Z, W_0) | Z, U, W_1] &= \frac{f(U)}{f(U|Z)} \\ \mathbb{E} [\mathbb{E} [\kappa_0(Z, W_0) | Z, U, W_1] | Z, W_1] &= \mathbb{E} \left[\frac{f(U)}{f(U|Z)} \mid Z, W_1 \right] \\ \mathbb{E} [\mathbb{E} [\kappa_0(Z, W_0) | Z, U, W_1] | Z, W_1] &= f(Z) \mathbb{E} \left[\frac{1}{f(Z|U)} \mid Z, W_1 \right] \\ \mathbb{E} [\kappa_0(Z, W_0) | Z, W_1] &= f(Z) \int_{\mathcal{U}} \frac{f(U|W_1, Z)}{f(Z|U)} d\mu_U(U) \\ &= f(Z) \int_{\mathcal{U}} \frac{f(W_1, Z|U)f(U)}{f(Z|U)f(W_1, Z)} d\mu_U(U) \\ &= f(Z) \int_{\mathcal{U}} \frac{f(W_1|U)f(U)}{f(W_1, Z)} d\mu_U(U) \\ &= \frac{f(Z)}{f(Z|W_1)} \\ &= \frac{f(W_1)}{f(W_1|Z)} \end{aligned}$$

We move from the fifth to the sixth equation by assumption $W_1 \perp\!\!\!\perp Z \mid U$ of 5.2. □

Proof. Proof of lemma 5.1.2 First, note that for any $\tau_{A,0} \in \mathbb{T}_0$,

$$\begin{aligned} F(A|Z, U) &= \mathbb{E} [\tau_{A,0}(Z, W_1)|Z, U, W_0] \\ &= \mathbb{E} [\tau_{A,0}(Z, W_1)|Z, U] \\ &= \int_{\mathcal{W}_1} \tau_{A,0}(Z, W_1) dF(W_1|U) \\ \tilde{V} &= \int_U F(A|Z, U) dF(U) = \int_{\mathcal{W}_1} \tau_{A,0}(Z, W_1) dF(W_1) \end{aligned}$$

We move from the second to the third line by assumption $W_1 \perp\!\!\!\perp Z \mid U$ of 5.2.

Now, note that for any $\tau_A \in L_2(Z, W_1)$ and $\kappa_0 \in \mathbb{K}_0^{\text{obs}}$,

$$\begin{aligned} \mathbb{E} [\kappa_0(Z, W_0)\tau_A(Z, W_1)|Z] &= \mathbb{E} [\mathbb{E} [\kappa_0(Z, W_0)\tau_A(Z, W_1)|Z, W_1] |Z] \\ &= \mathbb{E} [\mathbb{E} [\kappa_0(Z, W_0)|Z, W_1] \tau_A(Z, W_1)|Z] \\ &= \mathbb{E} \left[\frac{f(W_1)}{f(W_1|Z)} \tau_A(Z, W_1) |Z \right] \\ &= \int_{\mathcal{W}_1} \frac{f(W_1)}{f(W_1|Z)} \tau_A(Z, W_1) dF(W_1|Z) \\ &= \int_{\mathcal{W}_1} \tau_A(Z, W_1) dF(W_1) \end{aligned}$$

For any $\tau_A \in L_2(Z, W_1)$ and $\kappa_0 \in \mathbb{K}_0^{\text{obs}}$, we write

$$\begin{aligned} \int_{\mathcal{W}_1} \tau_A(Z, W_1) dF(W_1) &= \mathbb{E} [\kappa_0(Z, W_0)\tau_A(Z, W_1)|Z] \\ &= \mathbb{E} [\kappa_0(Z, W_0) \mathbb{E} [\tau_A(Z, W_1)|Z, W_0] |Z]. \end{aligned}$$

For any $\tau_{A,0} \in \mathbb{T}_0$ and $\kappa_0 \in \mathbb{K}_0^{\text{obs}}$, we write

$$\begin{aligned} \tilde{V} &= \int_{\mathcal{W}_1} \tau_{A,0}(Z, W_1) dF(W_1) \\ &= \mathbb{E} [\kappa_0(Z, W_0)\tau_{A,0}(Z, W_1)|Z] \\ &= \mathbb{E} [\kappa_0(Z, W_0) \mathbb{E} [\tau_{A,0}(Z, W_1)|Z, W_0] |Z] \\ &= \mathbb{E} [\kappa_0(Z, W_0)F(A|Z, W_0)|Z]. \end{aligned}$$

Now this implies that for any $\tau_A \in L_2(Z, W_1)$,

$$\int_{\mathcal{W}_1} \tau_A(Z, W_1) dF(W_1) - \tilde{V} = \mathbb{E} [\kappa_0(Z, W_0) \mathbb{E} [\tau_A(Z, W_1) - F(A|Z, W_0)|Z, W_0] |Z].$$

Hence, for any $\tau_A \in \mathbb{T}_0^{\text{obs}}$ as long as $\mathbb{K}_0^{\text{obs}} \neq \emptyset$,

$$\tilde{V} = \int_{\mathcal{W}_1} \tau_A(Z, W_1) dF(W_1).$$

□

Proof of lemma 5.1.3. IPW. Identification of $\tilde{\phi}_{IPW}$. For any $q_0 \in \mathbb{Q}_0$,

$$\begin{aligned} \mathbb{E} [\tilde{\phi}_{IPW}(Y, A, \tilde{V}, Z)] &= \mathbb{E} [Y \pi(A) q_0(A, \tilde{V}, Z)] \\ &= \mathbb{E} \left[\mathbb{E} [Y \pi(A) q_0(A, \tilde{V}, Z) | Y, A, \tilde{V}, U] \right] \\ &= \mathbb{E} \left[Y \mathbb{E} [\pi(A) q_0(A, Z) | A, \tilde{V}, U] \right] \\ &= \mathbb{E} \left[Y \frac{\pi(A)}{f(A | \tilde{V}, U)} \right] \\ &= \mathbb{E} [\phi_{IPW}(Y, A, \tilde{V}, U)] = \mathbb{E} [\phi_{IPW}(Y, A, V, U)] = J \end{aligned}$$

We move from the second to third equation by assumption $Y \perp\!\!\!\perp Z \mid (A, U)$ of 5.2. The last line holds by theorem 5.1.

REG. Identification of $\tilde{\phi}_{REG}$. For any $h_0 \in \mathbb{H}_0$,

$$\begin{aligned} \mathbb{E} [\tilde{\phi}_{REG}(Y, A, \tilde{V}, W)] &= \mathbb{E} \left[\int_{\mathcal{A}} h_0(a, \tilde{V}, W) \pi(a) d\mu_A(a) \right] \\ &= \mathbb{E} \left[\int_{\mathcal{A}} \mathbb{E} [h(a, \tilde{V}, W) | A = a, \tilde{V}, U] \pi(a) d\mu_A(a) \right] \\ &= \mathbb{E} \left[\int_{\mathcal{A}} k_0(a, \tilde{V}, U) \pi(a) d\mu_A(a) \right] \\ &= \mathbb{E} [\phi_{REG}(Y, A, \tilde{V}, U)] = \mathbb{E} [\phi_{REG}(Y, A, V, U)] = J \end{aligned}$$

We move from the first to the second equation by assumption $W \perp\!\!\!\perp (A, Z) \mid U$ of 5.2. The last line holds by theorem 5.1.

DR. Identification of $\tilde{\phi}_{DR}$.

$$\begin{aligned}
\mathbb{E} \left[\tilde{\phi}_{DR}(Y, A, \tilde{V}, W, Z) \right] &= \mathbb{E} \left[\pi(A)q_0(A, \tilde{V}, Z)(Y - h_0(A, \tilde{V}, W)) \right] + \mathbb{E} \left[\tilde{\phi}_{REG}(Y, A, \tilde{V}, W) \right] \\
&= \mathbb{E} \left[\mathbb{E} \left[\pi(A)q_0(A, \tilde{V}, Z)(Y - h_0(A, \tilde{V}, W)) \mid A, \tilde{V}, U \right] \right] + J \\
&= \mathbb{E} \left[\mathbb{E} \left[\pi(A)q_0(A, \tilde{V}, Z) \mid A, \tilde{V}, U \right] \mathbb{E} \left[(Y - h_0(A, \tilde{V}, W)) \mid A, \tilde{V}, U \right] \right] + J \\
&= \mathbb{E} \left[\mathbb{E} \left[\pi(A)q_0(A, \tilde{V}, Z) \mid A, \tilde{V}, U \right] (\mathbb{E} [Y \mid A, \tilde{V}, U] - k_0(A, \tilde{V}, U)) \right] + J \\
&= \mathbb{E} \left[\mathbb{E} \left[\pi(A)q_0(A, \tilde{V}, Z) \mid A, \tilde{V}, U \right] (k_0(A, \tilde{V}, U) - k_0(A, \tilde{V}, U)) \right] + J \\
&= J
\end{aligned}$$

We move from the second to the third equation by assumption $(Y, W) \perp\!\!\!\perp Z \mid (U, A)$ of 5.2. \square

Proof of lemma 5.1.4. Any $h_0 \in \mathbb{H}_0$ satisfies

$$\mathbb{E} \left[Y - h_0(A, \tilde{V}, W) \mid A, \tilde{V}, Z, U \right] = \mathbb{E} \left[Y - h_0(A, \tilde{V}, W) \mid A, \tilde{V}, U \right] = 0.$$

The first equality holds by $(W, Y) \perp\!\!\!\perp Z \mid A, U$. Consequently,

$$\mathbb{E} \left[Y - h_0(A, \tilde{V}, W) \mid A, \tilde{V}, Z \right] = \mathbb{E} \left[\mathbb{E} \left[Y - h_0(A, \tilde{V}, W) \mid A, \tilde{V}, Z, U \right] \mid A, \tilde{V}, Z \right] = 0.$$

This proves that equation 5.17 of lemma 5.1.4 holds. Similarly, any $q_0 \in \mathbb{Q}_0$ satisfies

$$\mathbb{E} \left[\pi(A)q_0(A, \tilde{V}, Z) \mid A, \tilde{V}, W, U \right] = \mathbb{E} \left[\pi(A)q_0(A, \tilde{V}, Z) \mid A, \tilde{V}, U \right] = \frac{\pi(A)}{f(A \mid \tilde{V}, U)}.$$

The first equality holds by $Z \perp\!\!\!\perp W \mid A, U$. Consequently,

$$\begin{aligned}
\mathbb{E} \left[\pi(A)q_0(A, \tilde{V}, Z) \mid A, \tilde{V}, W \right] &= \mathbb{E} \left[\mathbb{E} \left[\pi(A)q_0(A, \tilde{V}, Z) \mid A, \tilde{V}, U, W \right] \mid A, \tilde{V}, W \right] \\
&= \mathbb{E} \left[\frac{\pi(A)}{f(A \mid \tilde{V}, U)} \mid A, \tilde{V}, W \right].
\end{aligned}$$

Equation 5.18 of lemma 5.1.4 holds because

$$\begin{aligned}
\mathbb{E} \left[\frac{1}{f(A|\tilde{V}, U)} | A, \tilde{V}, W \right] &= \int \frac{1}{f(A|\tilde{V}, u)} f(u|A, \tilde{V}, W) d\mu_U(u) \\
&= \int \frac{f(A, W|u, \tilde{V})f(u, \tilde{V})}{f(A|\tilde{V}, u)f(A, \tilde{V}, W)} d\mu_U(u) \\
&= \int \frac{f(A|u, \tilde{V})f(W|u, \tilde{V})f(u, \tilde{V})}{f(A|\tilde{V}, u)f(A, \tilde{V}, W)} d\mu_U(u) \\
&= \int \frac{f(W|u, \tilde{V})f(u, \tilde{V})}{f(A, \tilde{V}, W)} d\mu_U(u) \\
&= \frac{f(W, \tilde{V})}{f(A, \tilde{V}, W)} = \frac{1}{f(A|\tilde{V}, W)}
\end{aligned}$$

The third equality follows from conditional independence $W \perp\!\!\!\perp A|U$ and $W \perp\!\!\!\perp A|(Z, U)$ of 5.2. \square

Proof of lemma 5.1.5. IPW. First we prove equation of 5.21 of lemma 5.1.5 for the IPW estimator. For any $h_0 \in \mathbb{H}_0^{\text{obs}}$,

$$\begin{aligned}
\mathbb{E} \left[\tilde{\phi}_{IPW}(Y, A, \tilde{V}, Z; q) \right] &= \mathbb{E} \left[Y \pi(A) q(A, \tilde{V}, Z) \right] \\
&= \mathbb{E} \left[\mathbb{E} \left[Y | A, \tilde{V}, Z \right] \pi(A) q(A, \tilde{V}, Z) \right] \\
&= \mathbb{E} \left[\mathbb{E} \left[h_0(A, \tilde{V}, W) | A, \tilde{V}, Z \right] \pi(A) q(A, \tilde{V}, Z) \right] \\
&= \mathbb{E} \left[h_0(A, \tilde{V}, W) \pi(A) q(A, \tilde{V}, Z) \right] \\
&= \mathbb{E} \left[h_0(A, \tilde{V}, W) \mathbb{E} \left[\pi(A) q(A, \tilde{V}, Z) | A, \tilde{V}, W \right] \right].
\end{aligned}$$

For any $q_0 \in \mathbb{Q}_0$,

$$\begin{aligned}
\mathbb{E} \left[\frac{\pi(A)}{f(A|\tilde{V}, W)} h_0(A, \tilde{V}, W) \right] &= \mathbb{E} \left[\mathbb{E} \left[\pi(A) q_0(A, \tilde{V}, Z) | A, \tilde{V}, W \right] h_0(A, \tilde{V}, W) \right] \\
&= \mathbb{E} \left[\mathbb{E} \left[\pi(A) q_0(A, \tilde{V}, Z) | A, \tilde{V}, W \right] \mathbb{E} \left[Y | A, \tilde{V}, W \right] \right] \\
&= \mathbb{E} \left[\mathbb{E} \left[\pi(A) q_0(A, \tilde{V}, Z) Y | A, \tilde{V}, W \right] \right] \\
&= \mathbb{E} \left[\pi(A) q_0(A, \tilde{V}, Z) Y \right] = J
\end{aligned}$$

Combining both above results, for any $h_0 \in \mathbb{H}_0^{\text{obs}}$ as long as $\mathbb{Q}_0 \neq \emptyset$, we have

$$\mathbb{E} \left[\tilde{\phi}_{IPW}(Y, A, \tilde{V}, Z; q) \right] - J = \mathbb{E} \left[\left(\mathbb{E} \left[\pi(A)q(A, \tilde{V}, Z) | A, \tilde{V}, W \right] - \frac{\pi(A)}{f(A|\tilde{V}, W)} \right) h_0(A, \tilde{V}, W) \right].$$

REG. Now we prove equation of 5.22 of lemma 5.1.5 for the REG estimator. For any $q_0 \in \mathbb{Q}_0^{\text{obs}}$,

$$\begin{aligned} \mathbb{E} \left[\tilde{\phi}_{REG}(Y, A, \tilde{V}, W; h) \right] &= \mathbb{E} \left[(\mathcal{T}h)(\tilde{V}, W) \right] \\ &= \mathbb{E} \left[\int_{\mathcal{A}} \frac{\pi(a)}{f(a|\tilde{V}, W)} h(a, \tilde{V}, W) f(a|\tilde{V}, W) d\mu_A(a) \right] \\ &= \mathbb{E} \left[\mathbb{E} \left[\frac{\pi(A)}{f(A|\tilde{V}, W)} h(A, \tilde{V}, W) | \tilde{V}, W \right] \right] \\ &= \mathbb{E} \left[\frac{\pi(A)}{f(A|\tilde{V}, W)} h(A, \tilde{V}, W) \right] \\ &= \mathbb{E} \left[\mathbb{E} \left[\pi(A)q_0(A, \tilde{V}, Z) | A, \tilde{V}, W \right] h(A, \tilde{V}, W) \right] \\ &= \mathbb{E} \left[\pi(A)q_0(A, \tilde{V}, Z) h(A, \tilde{V}, W) \right]. \end{aligned}$$

For any $h_0 \in \mathbb{H}_0$,

$$\begin{aligned} \mathbb{E} \left[\pi(A)q_0(A, \tilde{V}, Z) \mathbb{E} \left[Y | A, \tilde{V}, Z \right] \right] &= \mathbb{E} \left[\pi(A)q_0(A, \tilde{V}, Z) \mathbb{E} \left[h_0(A, \tilde{V}, W) | A, \tilde{V}, Z \right] \right] \\ &= \mathbb{E} \left[\pi(A)q_0(A, \tilde{V}, Z) h_0(A, \tilde{V}, W) \right] \\ &= \mathbb{E} \left[(\mathcal{T}h_0)(\tilde{V}, W) \right] = J. \text{ by lemma 5.1.3} \end{aligned}$$

The first line holds by lemma 5.1.4 equation 5.17. Combining both above results, for any $q_0 \in \mathbb{Q}_0^{\text{obs}}$ as long as $\mathbb{H}_0 \neq \emptyset$, we have

$$\mathbb{E} \left[\tilde{\phi}_{REG}(Y, A, \tilde{V}, W; h) \right] - J = \mathbb{E} \left[\pi(A)q_0(A, \tilde{V}, Z) \mathbb{E} \left[h(A, \tilde{V}, W) - Y | A, \tilde{V}, Z \right] \right].$$

□

Proof of lemma 5.2. IPW. First we prove equation 5.23 of lemma 5.2. We use lemma 5.1.5 with some $h_0 \in \mathbb{H}_0^{\text{obs}}$ and take a $q_0 \in \mathbb{Q}_0^{\text{obs}}$, such that

$$\mathbb{E} \left[\tilde{\phi}_{IPW}(Y, A, \tilde{V}, Z; q_0) \right] - J = \mathbb{E} \left[\left(\mathbb{E} \left[\pi(A)q_0(A, \tilde{V}, Z) | A, \tilde{V}, W \right] - \frac{\pi(A)}{f(A|\tilde{V}, W)} \right) h_0(A, \tilde{V}, W) \right] = 0,$$

by the definition of $\mathbb{Q}_0^{\text{obs}}$. This requires $\{\mathbb{Q}_0 \neq \emptyset \text{ and } \mathbb{H}_0^{\text{obs}} \neq \emptyset\}$ as in lemma 5.1.5.

REG. Now we prove equation 5.24 of theorem 5.2. We use lemma 5.1.5 with some $q_0 \in \mathbb{Q}_0^{\text{obs}}$ and take a $h_0 \in \mathbb{H}_0^{\text{obs}}$, such that

$$\mathbb{E} \left[\tilde{\phi}_{REG}(Y, A, \tilde{V}, W; h_0) \right] - J = \mathbb{E} \left[\pi(A)q_0(A, Z) \mathbb{E} \left[h_0(A, \tilde{V}, W) - Y | A, \tilde{V}, Z \right] \right] = 0.$$

by the definition of $\mathbb{H}_0^{\text{obs}}$. This requires $\{\mathbb{H}_0 \neq \emptyset \text{ and } \mathbb{Q}_0^{\text{obs}} \neq \emptyset\}$ as in lemma 5.1.5.

DR. Double robustness is shown as usual. Suppose $\{\mathbb{H}_0 \neq \emptyset \text{ and } \mathbb{Q}_0^{\text{obs}} \neq \emptyset\}$. For any $h_0 \in \mathbb{H}_0^{\text{obs}}$ and $q \in L_2(A, Z)$,

$$\begin{aligned} \mathbb{E} \left[\tilde{\phi}_{DR}(Y, A, \tilde{V}, W; h_0, q) \right] &= \mathbb{E} \left[(Y - h_0(A, \tilde{V}, W))\pi(A)q(A, \tilde{V}, Z) + (\mathcal{T}h_0)(\tilde{V}, W) \right] \\ &= \mathbb{E} \left[\mathbb{E} \left[(y - h_0(A, \tilde{V}, W)) | A, Z \right] \pi(A)q(A, \tilde{V}, Z) \right] + \mathbb{E} \left[(\mathcal{T}h_0)(\tilde{V}, W) \right] \\ &= \mathbb{E} \left[\tilde{\phi}_{REG}(Y, A, \tilde{V}, W; h_0) \right] = J. \end{aligned}$$

Suppose $\{\mathbb{Q}_0 \neq \emptyset \text{ and } \mathbb{H}_0^{\text{obs}} \neq \emptyset\}$. For any $q_0 \in \mathbb{Q}_0^{\text{obs}}$ and $h \in L_2(A, \tilde{V}, W)$,

$$\begin{aligned} &\mathbb{E} \left[\tilde{\phi}_{DR}(Y, A, \tilde{V}, W; h, q_0) \right] \\ &= \mathbb{E} \left[(Y - h(A, \tilde{V}, W))\pi(A)q_0(A, \tilde{V}, Z) + (\mathcal{T}h)(\tilde{V}, W) \right] \\ &= \mathbb{E} \left[(Y - h(A, \tilde{V}, W))\pi(A)q_0(A, \tilde{V}, Z) + \mathbb{E} \left[h(A, \tilde{V}, W) \frac{\pi(A)}{f(A|\tilde{V}, W)} | \tilde{V}, W \right] \right] \\ &= \mathbb{E} \left[Y\pi(A)q_0(A, \tilde{V}, Z) + h(A, \tilde{V}, W)\pi(A) \left(\frac{1}{f(A|\tilde{V}, W)} - q_0(A, \tilde{V}, Z) \right) \right] \\ &= \mathbb{E} \left[Y\pi(A)q_0(A, \tilde{V}, Z) \right] + \mathbb{E} \left[h(A, \tilde{V}, W)\pi(A) \mathbb{E} \left[\frac{1}{f(A|\tilde{V}, W)} - q_0(A, \tilde{V}, Z) | A, \tilde{V}, W \right] \right] \\ &= \mathbb{E} \left[Y\pi(A)q_0(A, \tilde{V}, Z) \right] \\ &= \mathbb{E} \left[\tilde{\phi}_{IPW}(Y, A, \tilde{V}, Z; q_0) \right] = J. \end{aligned}$$

□