

Bilateral Network with Channel Splitting Network and Transformer for Thermal Image Super-Resolution

Bo Yan, Leilei Cao, Fengliang Qi, Hongbin Wang
Ant Group, China

{lengyu.yb, caoleilei.cll, qifengliang.qfl, hongbin.whb}@antgroup.com

Abstract

In recent years, the Thermal Image Super-Resolution (TISR) problem has become an attractive research topic. TISR would be used in a wide range of fields, including military, medical, agricultural and animal ecology. Due to the success of PBVS-2020 and PBVS-2021 workshop challenge, the result of TISR keeps improving and attracts more researchers to sign up for PBVS-2022 challenge. In this paper, we will introduce the technical details of our submission to PBVS-2022 challenge designing a Bilateral Network with Channel Splitting Network and Transformer (BN-CSNT) to tackle the TISR problem. Firstly, we designed a context branch based on channel splitting network with transformer to obtain sufficient context information. Secondly, we designed a spatial branch with shallow transformer to extract low level features which can preserve the spatial information. Finally, for the context branch in order to fuse the features from channel splitting network and transformer, we proposed an attention refinement module, and then features from context branch and spatial branch are fused by proposed feature fusion module. The proposed method can achieve PSNR=33.64, SSIM=0.9263 for x_4 and PSNR=21.08, SSIM=0.7803 for x_2 in the PBVS-2022 challenge test dataset.

1. Introduction

In recent years, the Thermal Image Super-Resolution (TISR) problem has become a challenging and great significance task would be widely used in military, medical, agricultural and animal ecology fields. PBVS-2022 challenge stated consists in obtaining super-resolution images at x_2 and x_4 scales from the given images.

Due to the success of PBVS-2020[9] and PBVS-2021[10] challenge, a lot of effective models have been proposed for TISR. Channel Splitting Network(CSN)[13, 6] is widely used for this task and gets an impressive result. Transformers have made enormous strides in NLP[2, 7].

There are quite a bit of works applying transformers to computer vision[8, 12, 1] because transformers can capture the non-local and relational nature of images. Especially, Swin Transformer[4] has been widely used for many computer vision tasks and achieves successful results.

Inspired by Channel Splitting Network and Swin Transformer, we design a Bilateral Network with Channel Splitting Network and Transformer. The context branch based on channel splitting network with transformer can obtain sufficient context information. And the spatial branch with shallow transformer can preserve the spatial information. Finally, the attention refinement module and feature fusion module are designed to fuse features. The experiments show that the proposed method can achieve a competitive performance on PBVS-2022 challenge test dataset.

2. Proposed Methodology

We design a Bilateral Network with Channel Splitting Network and Transformer, the structure is illustrated in Figure 1.

Firstly, the input low resolution image is passed through the convolution layer with a kernel size of 3×3 and N channels and then input to context branch and spatial branch.

The context branch based on channel splitting network with transformer can obtain sufficient context information, and it is composed of $K(K=8)$ Swin-Based Blocks. The details of Swin-Based Block are illustrated in Figure 2. For context branch, the input feature maps are passed through the convolution layer with a kernel size of 5×5 and $2N$ channels, then split N feature-maps input to Swin-Based Block and another N feature-maps input to Attention Refinement Module(ARM). Each Swin-Based Block unit takes N channel features and outputs $2N$ number of channels. The input N feature-maps to Swin-Based Block are passed through the Swin Basic Layers and output N feature-maps, then N input feature-maps and N output feature-maps are concatenated and passed through the convolution layer with a kernel size of 1×1 and $2N$ channels. For the output $2N$ feature-maps of Swin-Based Block, split N feature-

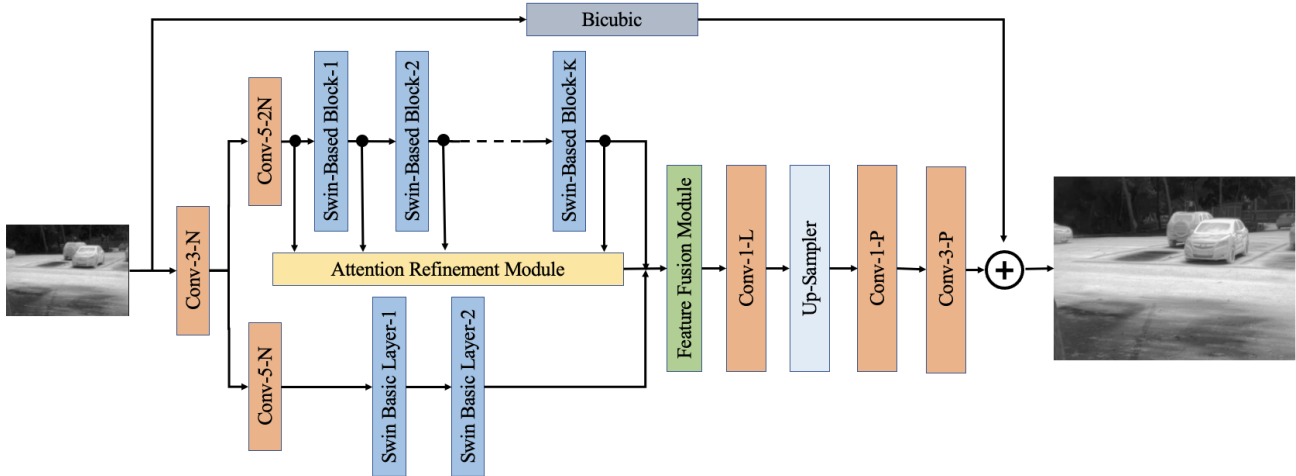


Figure 1. The proposed BN-CSNT framework for up-scaling $\times 4$ and up-scaling $\times 2$ of PBVS-2022 Thermal SR Challenge.

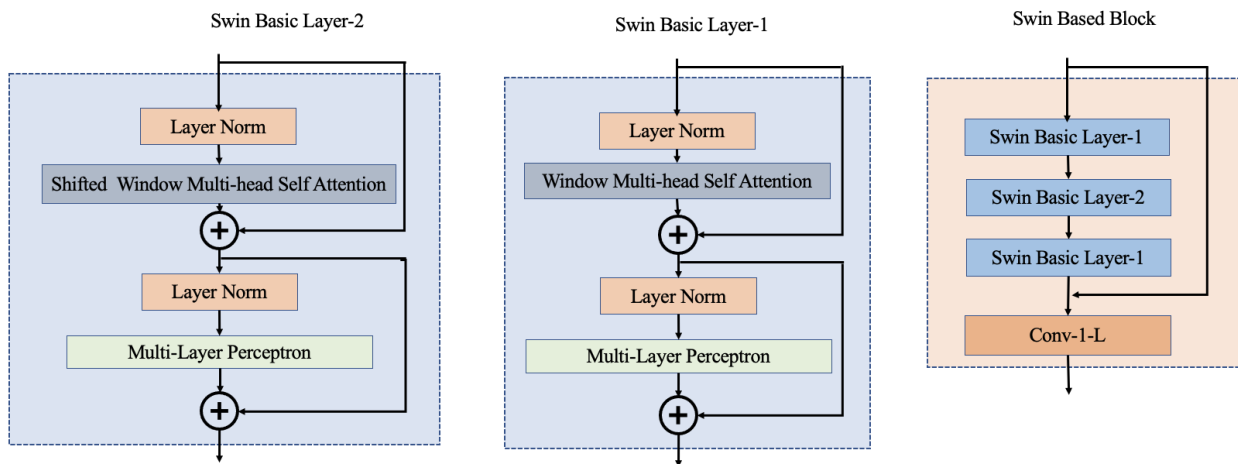


Figure 2. The architecture design of Swin-Based Block of the proposed network.

maps to next Swin-Based Block and another N feature-maps to ARM, the design of ARM is depicted in Figure 3.

For spatial branch, the input feature maps are passed through the convolution layer with a kernel size of 5×5 and N channels, and then passed through shallow(2) Swin Basic Layers to preserve the spatial information.

The features obtained from context branch, ARM and spatial branch are concatenated and fused by Feature Fusion Module(FFM), the design of FFM is depicted in Figure 3. Finally, we employ the pixel-shuffle operator to increase the spatial resolution of the feature[11].

3. Experimental Analysis

The ground truth images for the $\times 4$ scale correspond to the provided high-resolution images, so we down-sample

the given images by $\times 4$ adding noise and use these down-sampled images as inputs to develop $\times 4$ super-resolution solutions.

Regarding the $\times 2$ super-resolution solution, it should be developed using as an input the given mid-resolution images acquired with a camera and as an output, the corresponding high-resolution images, of the same scene, but acquired with another camera. So the $\times 2$ scale proposed solution should be able to tackle both problems generating the super-resolution of the images acquired with the camera to another camera.

3.1. Training and Testing datasets

In Track-1, the ground truth images are Flir dataset with high resolution, the low resolution images are generated by bicubic down-sampling with a factor $\times 4$ and degrading the same by Additive White Gaussian Noise (AWGN) with

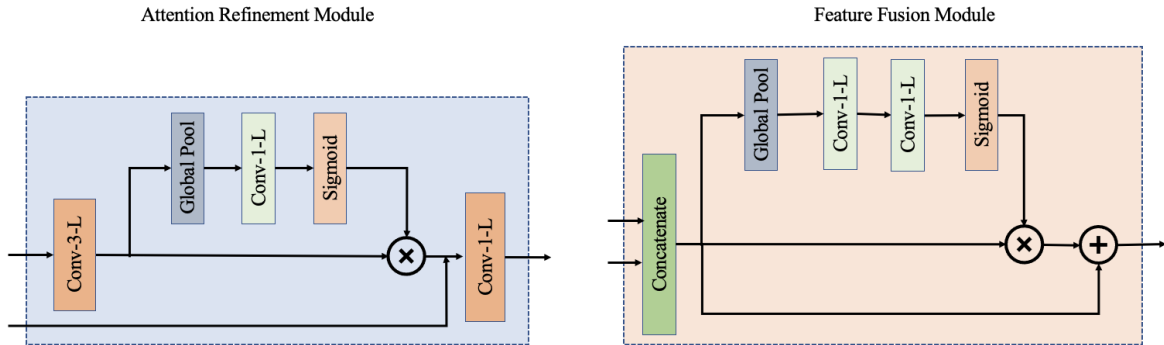


Figure 3. The architecture design of Attention Refinement Module and Feature Fusion Module.

mean and standard deviation values of 0 and 10.

For Track-2, the target is required with an upscaling factor of $\times 2$ for Axis dataset with medium resolution, and match the high resolution of Flir dataset with same scene. The available images from Axis and Flir dataset are not exactly registered with pixel-wise accuracy. Hence, we perform image registration using SIFT features[3] which results in semi-matched image pairs. And also, we down-sample the medium resolution Axis dataset with $\times 2$ by bicubic downsampling to get the low resolution Axis dataset.

3.2. Training Strategy

For Track-1, we train the BN-CSNT network with an upscaling factor of $\times 4$ with L1 loss, and the inputs are down-sampling with a factor $\times 4$ and degrading Flir images and outputs are high resolution Flir images.

For Track-2, we firstly train the BN-CSNT network with an upscaling factor of $\times 2$ with L1 loss, and the inputs are down-sampling with a factor $\times 2$ Axis images and outputs are medium resolution Axis images. Secondly, we train the BN-CSNT network with an upscaling factor of $\times 2$ with L1 loss, Least Squared GAN(LSGAN) loss[5] and SSIM loss, and the inputs are semi-matched medium resolution Axis images and outputs are high resolution Flir images. The average of outputs of these two models are the final result for track-2.

3.3. Experimental Results

The Peak Signal-to-Noise Ratio (PSNR) and Structural Similarity Index Measure (SSIM) metrics are used to validate the SR performance. As shown in Table 1, Our proposed method finally achieves PSNR=33.64, SSIM=0.9263 for $\times 4$ and PSNR=21.08, SSIM=0.7803 for $\times 2$ in the PBVS-2022 challenge test dataset.

4. Conclusions

In this paper, we introduce the technical details of our submission to the PBVS-2022 challenge. We pro-

Table 1. Experimental results on PBVS-2022 test set

Track	PSNR	SSIM
PBVS-2022 Track-1 $\times 4$	33.64	0.9263
PBVS-2022 Track-2 $\times 2$	21.08	0.7803

pose a Bilateral Network with Channel Splitting Network and Transformer for thermal image super-resolution, including a context branch with channel splitting network and transformer, a spatial branch with shallow transformer, and an attention refinement module and feature fusion module, and also a training strategy. Finally, Our approach achieves PSNR=33.64, SSIM=0.9263 for $\times 4$ and PSNR=21.08, SSIM=0.7803 for $\times 2$ in the PBVS-2022 challenge test.

References

- [1] Nicolas Carion, Francisco Massa, Gabriel Synnaeve, Nicolas Usunier, Alexander Kirillov, and Sergey Zagoruyko. End-to-end object detection with transformers. In *European conference on computer vision*, pages 213–229. Springer, 2020. 1
- [2] Jacob Devlin, Ming-Wei Chang, Kenton Lee, and Kristina Toutanova. Bert: Pre-training of deep bidirectional transformers for language understanding. *arXiv preprint arXiv:1810.04805*, 2018. 1
- [3] Tony Lindeberg. Scale invariant feature transform. 2012. 3
- [4] Ze Liu, Yutong Lin, Yue Cao, Han Hu, Yixuan Wei, Zheng Zhang, Stephen Lin, and Baining Guo. Swin transformer: Hierarchical vision transformer using shifted windows. In *Proceedings of the IEEE/CVF International Conference on Computer Vision*, pages 10012–10022, 2021. 1
- [5] Xudong Mao, Qing Li, Haoran Xie, Raymond YK Lau, Zhen Wang, and Stephen Paul Smolley. Least squares generative adversarial networks. In *Proceedings of the IEEE international conference on computer vision*, pages 2794–2802, 2017. 3
- [6] Kalpesh Prajapati, Vishal Chudasama, Heena Patel, Anjali Sarvaiya, Kishor P Upla, Kiran Raja, Raghavendra Ramachandra, and Christoph Busch. Channel split convolutional neural network (chasnet) for thermal image super-

- resolution. In *Proceedings of the IEEE/CVF Conference on Computer Vision and Pattern Recognition*, pages 4368–4377, 2021. [1](#)
- [7] Alec Radford, Jeffrey Wu, Rewon Child, David Luan, Dario Amodei, Ilya Sutskever, et al. Language models are unsupervised multitask learners. *OpenAI blog*, 1(8):9, 2019. [1](#)
- [8] Prajit Ramachandran, Niki Parmar, Ashish Vaswani, Irwan Bello, Anselm Levskaya, and Jon Shlens. Stand-alone self-attention in vision models. *Advances in Neural Information Processing Systems*, 32, 2019. [1](#)
- [9] Rafael E. Rivadeneira, Angel D. Sappa, Boris X. Vintimilla, Lin Guo, Jiankun Hou, Armin Mehri, Parichehr Behjati Ardakani, Heena Patel, Vishal Chudasama, Kalpesh Prajapati, Kishor P. Upla, Raghavendra Ramachandra, Kiran Raja, Christoph Busch, Feras Almasri, Olivier Debeir, Sabari Nathan, Priya Kansal, Nolan Gutierrez, Bardia Mojra, and William J. Beksi. Thermal image super-resolution challenge - pbvs 2020. In *Proceedings of the IEEE/CVF Conference on Computer Vision and Pattern Recognition (CVPR) Workshops*, June 2020. [1](#)
- [10] Rafael E. Rivadeneira, Angel D. Sappa, Boris X. Vintimilla, Sabari Nathan, Priya Kansal, Armin Mehri, Parichehr Behjati Ardakani, Anurag Dalal, Aparna Akula, Darshika Sharma, Shashwat Pandey, Basant Kumar, Jiaxin Yao, Rongyuan Wu, Kai Feng, Ning Li, Yongqiang Zhao, Heena Patel, Vishal Chudasama, Kalpesh Prajapati, Anjali Sarvaiya, Kishor P. Upla, Kiran Raja, Raghavendra Ramachandra, Christoph Busch, Feras Almasri, Thomas Vandamme, Olivier Debeir, Nolan B. Gutierrez, Quan H. Nguyen, and William J. Beksi. Thermal image super-resolution challenge - pbvs 2021. In *Proceedings of the IEEE/CVF Conference on Computer Vision and Pattern Recognition (CVPR) Workshops*, pages 4359–4367, June 2021. [1](#)
- [11] Wenzhe Shi, Jose Caballero, Ferenc Huszár, Johannes Totz, Andrew P Aitken, Rob Bishop, Daniel Rueckert, and Zehan Wang. Real-time single image and video super-resolution using an efficient sub-pixel convolutional neural network. In *Proceedings of the IEEE conference on computer vision and pattern recognition*, pages 1874–1883, 2016. [2](#)
- [12] Hengshuang Zhao, Jiaya Jia, and Vladlen Koltun. Exploring self-attention for image recognition. In *Proceedings of the IEEE/CVF Conference on Computer Vision and Pattern Recognition (CVPR)*, June 2020. [1](#)
- [13] Xiaole Zhao, Yulun Zhang, Tao Zhang, and Xueming Zou. Channel splitting network for single mr image super-resolution. *IEEE Transactions on Image Processing*, 28(11):5649–5662, 2019. [1](#)