

Probing Neutral Triple Gauge Couplings at the LHC and Future Hadron Colliders

John Ellis ^{a,b,c,d}, Hong-Jian He ^{d,e}, Rui-Qing Xiao ^{a,d}

^a Department of Physics, King's College London, Strand, London WC2R 2LS, UK

^b Theoretical Physics Department, CERN, CH-1211 Geneva 23, Switzerland

^c NICPB, R vala 10, 10143 Tallinn, Estonia

^d Tsung-Dao Lee Institute and School of Physics & Astronomy,
Key Laboratory for Particle Astrophysics and Cosmology (MOE),
Shanghai Key Laboratory for Particle Physics and Cosmology,
Shanghai Jiao Tong University, Shanghai, China

^e Institute of Modern Physics & Physics Department, Tsinghua University, Beijing, China;
Center for High Energy Physics, Peking University, Beijing, China

Abstract

We study probes of neutral triple gauge couplings (nTGCs) at the LHC and proposed 100 TeV pp colliders, and compare their sensitivity reaches with those of proposed e^+e^- colliders. The nTGCs provide a unique window to the new physics beyond the Standard Model (SM) because they can arise from SM effective field theory (SMEFT) operators that respect the full electroweak gauge group $SU(2)_L \otimes U(1)_Y$ of the SM only at the level of dimension-8 or higher. We derive the neutral triple gauge vertices (nTGVs) generated by these dimension-8 operators in the broken phase and map them onto the conventional form factor formulation, which takes into account only the residual $U(1)_{\text{em}}$ gauge symmetry. Using this mapping, we derive new nontrivial relations between the form factors that guarantee a truly consistent form factor formulation of the nTGVs and remove large unphysical energy-dependent terms. We then analyze the sensitivity reaches of the LHC and future 100 TeV hadron colliders for probing the nTGCs via both the dimension-8 nTGC operators and the corresponding nTGC form factors via the reactions $q\bar{q} \rightarrow Z\gamma$ with $Z \rightarrow \ell^+\ell^-, \nu\bar{\nu}$. We compare their sensitivities with those of the high-energy e^+e^- colliders. In general, we find that the prospective LHC sensitivities are comparable to those of an e^+e^- collider with center-of-mass energy ≤ 1 TeV, whereas an e^+e^- collider with center-of-mass energy (3–5) TeV will have greater sensitivities and a 100 TeV pp collider can probe the nTGCs most sensitively.

Contents

1 Introduction	2
2 Scattering Amplitudes and Cross Sections for nTGCs	3
3 Form Factor Formulation for nTGCs	8
4 Probing nTGCs at the LHC and Future pp Colliders	12
4.1 Analysis of nTGCs at $\mathcal{O}(\Lambda^{-4})$	13
4.2 nTGC Analysis Including $\mathcal{O}(\Lambda^{-8})$ Contributions	17
4.3 nTGC Analysis Including the Invisible Decays $Z \rightarrow \nu\bar{\nu}$	18
4.4 Probing the Form Factors of nTGVs	20
4.5 Correlations between the nTGC Sensitivities at Hadron Colliders	24
5 Comparison with Probes of nTGCs at Lepton Colliders	31
6 Conclusions	38
References	40

1 Introduction

Neutral triple-gauge couplings (nTGCs) provide a unique window for probing the new physics beyond the Standard Model (SM). It is well known that they do not appear among the dimension-4 terms of the SM Lagrangian, nor are they generated by dimension-6 terms in its extension to the Standard Model Effective Field Theory (SMEFT) [1]. Instead, the nTGCs first appear through the gauge-invariant dimension-8 operators [2]–[6] in the SMEFT. Hence any indication of a non-vanishing nTGC would be direct *prima facie* evidence for new physics beyond the SM, which is different in nature from anything that might be first revealed by dimension-6 operators of the SMEFT [7]–[9]. Moreover, searching for the effects of interference between the other dimension-8 interactions and the SM contributions to amplitudes must contend with possible contributions that are quadratic in dimension-6 interactions, which is not an issue for the nTGCs.

Relatively few experimental probes of dimension-8 SMEFT interactions have been proposed in the literature. One of them is the nTGCs mentioned above [2]–[6], which first arise from the dimension-8 operators of the SMEFT and have no counterpart in the SM Lagrangian of dimension-4 or in the dimension-6 SMEFT interactions. The recent works studied how the nTGCs can be probed by measuring $Z\gamma$ production at high-energy e^+e^- colliders [5][6][10]

and pp colliders [11]. Other examples include the light-by-light scattering [12], which has been measured at the LHC and could also be interesting for high-energy e^+e^- colliders [13], and the processes gluon+gluon $\rightarrow \gamma + \gamma$ [14] and gluon+gluon $\rightarrow Z + \gamma$ [15], which have been probed at the LHC. There are also recent studies [16] on the dimension-8 operators induced by top-like heavy vector quark and their test via $t\bar{t}h$ production at hadron colliders, and on the dimension-8 operators induced by the heavy Higgs doublet of the two-Higgs-doublet model.

In this work, we present a systematic study of the sensitivity reaches on probing the dimension-8 nTGC interactions by measuring the $Z\gamma$ production at the LHC(13TeV) and the pp (100TeV) colliders. The nTGCs are coupling coefficients of the neutral triple gauge vertices (nTGVs), which are often parametrized in terms of effective form factors that respect only the residual $U(1)_{\text{em}}$ gauge symmetry of the electromagnetism. This is in contrast with the dimension-8 nTGC operators of the SMEFT, which respect the full electroweak gauge group $SU(2)_L \otimes U(1)_Y$ of the SM. We derive the nTGVs from these dimension-8 operators in the broken phase and map them onto the conventional form factor formulation of the nTGVs. Using this mapping, we derive new nontrivial relations among the form factor parameters that ensure a truly consistent form factor formulation of the nTGVs and remove unphysically large energy-dependent terms. Using these, we analyze systematically the sensitivity reaches of the LHC and the future hadron colliders on the allowed nTGC couplings via both the dimension-8 nTGC operators and the corresponding nTGC form factors.

The outline of this paper is as follows. In Section 2 we review the parametrization of nTGCs and derive the cross sections for the reaction $q\bar{q} \rightarrow Z\gamma$ (followed by $Z \rightarrow f\bar{f}$ decays) as induced by the nTGCs. Then, in Section 3 we analyze the formulation of the nTGCs in the form factor approach and demonstrate that the full spontaneously-broken electroweak gauge symmetry $SU(2)_L \otimes U(1)_Y$ of the SM leads to important restrictions on the conventional form factors. As noted above, the full electroweak gauge symmetry is respected by the construction of the SMEFT, where the nTGCs appear first through dimension-8 operators. Using this formulation, we study in Section 4 the sensitivity reaches of the LHC and the future pp (100TeV) colliders to the nTGCs. We present in Section 5 a systematic comparison with the sensitivity reaches of the prospective high-energy e^+e^- colliders. Finally, we summarize our findings and conclusions in Section 6.

2 Scattering Amplitudes and Cross Sections for nTGCs

In previous works [5, 6] we studied the dimension-8 operators that generate nTGCs and for their contributions to helicity amplitudes and cross sections at e^+e^- colliders. In particular, we identified a new set of CP-conserving pure gauge operators of dimension-8 for the nTGCs, one of which (\mathcal{O}_{G+}) can give leading contributions to the neutral triple gauge boson vertices $Z\gamma Z^*$ and $Z\gamma\gamma^*$ with enhanced energy-dependences $\propto E^5$. In this section, we recast them for

our applications to the LHC and future high-energy pp colliders.

The general dimension-8 SMEFT Lagrangian takes the following form:

$$\Delta\mathcal{L}(\text{dim-8}) = \sum_j \frac{\tilde{c}_j}{\tilde{\Lambda}^4} \mathcal{O}_j = \sum_j \frac{\text{sign}(\tilde{c}_j)}{\Lambda_j^4} \mathcal{O}_j = \sum_j \frac{1}{[\Lambda_j^4]} \mathcal{O}_j, \quad (2.1)$$

where the dimensionless coefficients \tilde{c}_j are expected to be around $O(1)$ and may take either sign, $\text{sign}(\tilde{c}_j) = \pm$. For each dimension-8 operator \mathcal{O}_j , we have defined in Eq.(2.1) the corresponding effective cutoff scale for new physics, $\Lambda_j \equiv \tilde{\Lambda}/|\tilde{c}_j|^{1/4}$. We also introduced a notation $[\Lambda_j^4] \equiv \text{sign}(\tilde{c}_j)\Lambda_j^4$.

We have analyzed the following set of dimension-8 operators [5] that are relevant for our nTGC analysis:

$$g\mathcal{O}_{G+} = \tilde{B}_{\mu\nu} W^{a\mu\rho} (D_\rho D_\lambda W^{a\nu\lambda} + D^\nu D^\lambda W_{\lambda\rho}^a), \quad (2.2a)$$

$$g\mathcal{O}_{G-} = \tilde{B}_{\mu\nu} W^{a\mu\rho} (D_\rho D_\lambda W^{a\nu\lambda} - D^\nu D^\lambda W_{\lambda\rho}^a), \quad (2.2b)$$

$$\mathcal{O}_{\tilde{B}W} = i H^\dagger \tilde{B}_{\mu\nu} W^{\mu\rho} \{D_\rho, D^\nu\} H + \text{h.c.}, \quad (2.2c)$$

$$\mathcal{O}_{C+} = \tilde{B}_{\mu\nu} W^{a\mu\rho} [D_\rho (\bar{\psi}_L T^a \gamma^\nu \psi_L) + D^\nu (\bar{\psi}_L T^a \gamma_\rho \psi_L)], \quad (2.2d)$$

$$\mathcal{O}_{C-} = \tilde{B}_{\mu\nu} W^{a\mu\rho} [D_\rho (\bar{\psi}_L T^a \gamma^\nu \psi_L) - D^\nu (\bar{\psi}_L T^a \gamma_\rho \psi_L)]. \quad (2.2e)$$

The fermionic operators \mathcal{O}_{C+} and \mathcal{O}_{C-} do not contribute directly to the nTGC couplings, but are connected to the three bosonic nTGC operators (\mathcal{O}_{G+} , \mathcal{O}_{G-} , $\mathcal{O}_{\tilde{B}W}$) by the equation of motion [5]:

$$\mathcal{O}_{C+} = \mathcal{O}_{G-} - \mathcal{O}_{\tilde{B}W}, \quad (2.3a)$$

$$\mathcal{O}_{C-} = \mathcal{O}_{G+} - \{i H^\dagger \tilde{B}_{\mu\nu} W^{\mu\rho} [D_\rho, D^\nu] H + i 2 (D_\rho H)^\dagger \tilde{B}_{\mu\nu} W^{\mu\rho} D^\nu H + \text{h.c.}\}. \quad (2.3b)$$

They both contribute to the quartic $f\bar{f}Z\gamma$ vertex and thus to the on-shell amplitude $\mathcal{T}[f\bar{f} \rightarrow Z\gamma]$. Hence they can be probed by the reaction $f\bar{f} \rightarrow Z\gamma$. However, we note that the operators \mathcal{O}_{G+} and \mathcal{O}_{C-} give exactly the same contribution to the on-shell amplitude $\mathcal{T}[f\bar{f} \rightarrow Z\gamma]$ at tree level [5], because Eq.(2.3b) shows that the difference ($\mathcal{O}_{C-} - \mathcal{O}_{G+}$) is given by the Higgs-doublet-related term on the right-hand side (RHS) which contains at least 4 gauge fields and is thus irrelevant for the amplitude $\mathcal{T}[f\bar{f} \rightarrow Z\gamma]$ at the tree level.

We consider first the dimension-8 nTGC operators \mathcal{O}_{G+} , $\mathcal{O}_{\tilde{B}W}$ and \mathcal{O}_{G-} . These operators contribute to the $Z\gamma Z^*$ and $Z\gamma\gamma^*$ vertices as follows:

$$\Gamma_{Z\gamma Z^*(G+)}^{\alpha\beta\mu}(q_1, q_2, q_3) = -\frac{v(q_3^2 - M_Z^2)}{M_Z [\Lambda_{G+}^4]} (q_3^2 q_{2\nu} \epsilon^{\alpha\beta\mu\nu} + 2q_2^\alpha q_{3\nu} q_{2\sigma} \epsilon^{\beta\mu\nu\sigma}), \quad (2.4a)$$

$$\Gamma_{Z\gamma\gamma^*(G+)}^{\alpha\beta\mu}(q_1, q_2, q_3) = -\frac{s_W v q_3^2}{c_W M_Z [\Lambda_{G+}^4]} (q_3^2 q_{2\nu} \epsilon^{\alpha\beta\mu\nu} + 2q_2^\alpha q_{3\nu} q_{2\sigma} \epsilon^{\beta\mu\nu\sigma}), \quad (2.4b)$$

$$\Gamma_{Z\gamma Z^*(\tilde{B}W)}^{\alpha\beta\mu}(q_1, q_2, q_3) = \frac{v M_Z (q_3^2 - M_Z^2)}{[\Lambda_{\tilde{B}W}^4]} \epsilon^{\alpha\beta\mu\nu} q_{2\nu}, \quad (2.4c)$$

$$\Gamma_{Z\gamma\gamma^*(G-)}^{\alpha\beta\mu}(q_1, q_2, q_3) = -\frac{s_W v M_Z}{c_W [\Lambda_{G-}^4]} \epsilon^{\alpha\beta\mu\nu} q_{2\nu} q_3^2. \quad (2.4d)$$

We consider next the fermion-bilinear operator \mathcal{O}_{C+} , which contributes to the effective contact vertex $q\bar{q}Z\gamma$ as follows:

$$\Gamma_{q\bar{q}Z\gamma(C+)}^{\alpha\beta}(q_1, q_2) = -\text{sign}(\tilde{c}_{C+}) \frac{2M_Z^2 T_3}{\Lambda^4} \epsilon^{\alpha\beta\mu\nu} q_{2\nu} \gamma_\mu P_L, \quad (2.5)$$

where the four external fields are on-shell. In the above formula, we have introduced the third component of the weak isospin $T_3 = \pm \frac{1}{2}$ and the chirality projections $P_{L(R)} = \frac{1}{2}(1 \mp \gamma_5)$.

Next, we study the helicity amplitude for the quark and antiquark annihilation process $q\bar{q} \rightarrow Z\gamma$, where the quark has weak isospin T_3 and electric charge Q . We can compute the SM contributions to the helicity amplitude of $q\bar{q} \rightarrow Z(\lambda)\gamma(\lambda')$ as follows:

$$\mathcal{T}_{\text{sm}}^{ss',T} \begin{pmatrix} -- & -+ \\ +- & ++ \end{pmatrix} = \frac{-2e^2 Q}{s_W c_W (s - M_Z^2)} \begin{pmatrix} (c'_L \cot \frac{\theta}{2} - c'_R \tan \frac{\theta}{2}) M_Z^2 & (-c'_L \cot \frac{\theta}{2} + c'_R \tan \frac{\theta}{2}) s \\ (c'_L \tan \frac{\theta}{2} - c'_R \cot \frac{\theta}{2}) s & (-c_L \tan \frac{\theta}{2} + c_R \cot \frac{\theta}{2}) M_Z^2 \end{pmatrix}, \quad (2.6a)$$

$$\mathcal{T}_{\text{sm}}^{ss',L}(0-, 0+) = \frac{-2\sqrt{2}e^2 Q (c'_L + c'_R) M_Z \sqrt{s}}{s_W c_W (s - M_Z^2)} (1, -1), \quad (2.6b)$$

for the helicity combinations $\lambda\lambda' = (--, -+, +-, ++)$ and $\lambda\lambda' = (0-, 0+)$. In the above, we have defined the coupling coefficients $(c'_L, c'_R) = ((T_3 - Qs_W^2)\delta_{s, -\frac{1}{2}}, -Qs_W^2\delta_{s, \frac{1}{2}})$ with the notations $(s_W, c_W) = (\sin\theta_W, \cos\theta_W)$ and the subscript index $s = \mp \frac{1}{2}$ denoting the initial-state fermion helicities. If the initial-state quark and antiquark masses are negligible, the relation $s = -s'$ holds.

We find the following contributions to the corresponding helicity amplitudes from the dimension-8 operator \mathcal{O}_{G+} (\mathcal{O}_{C-}):

$$\mathcal{T}_{(8)}^{ss',T} \begin{pmatrix} -- & -+ \\ +- & ++ \end{pmatrix} = \frac{(c'_L + c'_R)(s - M_Z^2)s \sin\theta}{[\Lambda_{G+}^4]} \begin{pmatrix} 1 & 0 \\ 0 & -1 \end{pmatrix}, \quad (2.7a)$$

$$\mathcal{T}_{(8)}^{ss',L}(0-, 0+) = \frac{\sqrt{2}M_Z(s - M_Z^2)\sqrt{s}}{[\Lambda_{G+}^4]} \left(c'_L \sin^2 \frac{\theta}{2} - c'_R \cos^2 \frac{\theta}{2}, c'_R \sin^2 \frac{\theta}{2} - c'_L \cos^2 \frac{\theta}{2} \right), \quad (2.7b)$$

where the coupling coefficients are given by $(c'_L, c'_R) = -T_3(\delta_{s, -\frac{1}{2}}, 0)$, and we have used the notations $[\Lambda_{G+}^4] \equiv \text{sign}(\tilde{c}_{G+})\Lambda_{G+}^4$ for \mathcal{O}_{G+} .

As for the other three dimension-8 operators (\mathcal{O}_{G-} , $\mathcal{O}_{\tilde{B}W}$, \mathcal{O}_{C+}), their contributions to the helicity amplitudes for $\mathcal{T}[q\bar{q} \rightarrow Z\gamma]$ are as follows:

$$\mathcal{T}_{(8)}^{ss',T} \begin{pmatrix} -- & -+ \\ +- & ++ \end{pmatrix} = \frac{(c'_L + c'_R) \sin\theta M_Z^2 (s - M_Z^2)}{[\Lambda_j^4]} \begin{pmatrix} 1 & 0 \\ 0 & -1 \end{pmatrix}, \quad (2.8a)$$

$$\mathcal{T}_{(8)}^{ss',L}(0-, 0+) = \frac{\sqrt{2}M_Z(s - M_Z^2)\sqrt{s}}{[\Lambda_j^4]} \left(c'_L \sin^2 \frac{\theta}{2} - c'_R \cos^2 \frac{\theta}{2}, c'_R \sin^2 \frac{\theta}{2} - c'_L \cos^2 \frac{\theta}{2} \right), \quad (2.8b)$$

where $[\Lambda_j^4] = \text{sign}(\tilde{c}_j)\Lambda_j^4$ and $\Lambda_j \in (\Lambda_{G-}, \Lambda_{\tilde{B}W}, \Lambda_{C+})$. In Eq.(2.8), the coupling factors (c'_L, c'_R)

are given by

$$(c'_L, c'_R) = -Qs_W^2(\delta_{s,-\frac{1}{2}}, \delta_{s,\frac{1}{2}}), \quad (\text{for } \mathcal{O}_{G-}), \quad (2.9a)$$

$$(c'_L, c'_R) = (q_L\delta_{s,-\frac{1}{2}}, q_R\delta_{s,\frac{1}{2}}), \quad (\text{for } \mathcal{O}_{\tilde{B}W}), \quad (2.9b)$$

$$(c'_L, c'_R) = -T_3(\delta_{s,-\frac{1}{2}}, 0), \quad (\text{for } \mathcal{O}_{C+}), \quad (2.9c)$$

and the coefficients $(q_L, q_R) = (T_3 - Qs_W^2, -Qs_W^2)$ arise from the (left, right)-handed gauge couplings of the quarks to the Z boson.

The kinematics for the complete annihilation process $q\bar{q} \rightarrow Z\gamma \rightarrow f\bar{f}\gamma$ are defined by the three angles $(\theta, \theta_*, \phi_*)$, where θ is the polar scattering angle between the direction of the outgoing Z and the initial state quark q , θ_* denotes the angle between the direction opposite to the final-state γ and the final-state fermion f direction in the Z rest frame, and ϕ_* is the angle between the scattering plane and the decay plane of Z in the $q\bar{q}$ center-of-mass frame [cf. Eq.(4.4)]. We note that, at a pp collider, we cannot determine which is the initial state quark (antiquark) in each collision, so we could only determine the scattering angle up to an ambiguity $\theta \leftrightarrow \pi - \theta$. It follows that the determination of the angle between the scattering plane and Z -decay plane also has an ambiguity $\phi_* \leftrightarrow \pi - \phi_*$.

Taking these remarks into account, we can express the full amplitude of the reaction process $q\bar{q} \rightarrow Z\gamma \rightarrow f\bar{f}\gamma$ in the following form:

$$\begin{aligned} \mathcal{T}_{\sigma\sigma'\lambda}(f\bar{f}\gamma) &= \frac{eM_Z\mathcal{D}_Z}{s_Wc_W} \left[\sqrt{2}e^{i\phi_*} \left(f_R^\sigma \cos^2 \frac{\theta_*}{2} - f_L^\sigma \sin^2 \frac{\theta_*}{2} \right) \mathcal{T}_{ss'}^T(+\lambda) \right. \\ &= \left. + \sqrt{2}e^{-i\phi_*} \left(f_R^\sigma \sin^2 \frac{\theta_*}{2} - f_L^\sigma \cos^2 \frac{\theta_*}{2} \right) \mathcal{T}_{ss'}^T(-\lambda) + (f_R^\sigma + f_L^\sigma) \sin\theta_* \mathcal{T}_{ss'}^L(0\lambda) \right], \end{aligned} \quad (2.10)$$

where $\mathcal{D}_Z = 1/(q_1^2 - M_Z^2 + iM_Z\Gamma_Z)$ comes from the Z propagator. In Eq.(2.10), the final-state fermions have the electroweak gauge couplings given by $(f_L^\sigma, f_R^\sigma) = ((T_3 - Qs_W^2)\delta_{\sigma,-\frac{1}{2}}, -Qs_W^2\delta_{\sigma,\frac{1}{2}})$, and the scattering amplitudes $\mathcal{T}_{ss'}^T(\pm\lambda)$ and $\mathcal{T}_{ss'}^L(0\lambda)$ represent the on-shell helicity amplitudes for the reaction $q\bar{q} \rightarrow Z\gamma$:

$$\begin{aligned} \mathcal{T}_{ss'}^T(\pm\lambda) &= \mathcal{T}_{\text{sm}}^{ss',T}(\pm\lambda) + \mathcal{T}_{(8)}^{ss',T}(\pm\lambda), \\ \mathcal{T}_{ss'}^L(0\lambda) &= \mathcal{T}_{\text{sm}}^{ss',L}(0\lambda) + \mathcal{T}_{(8)}^{ss',L}(0\lambda), \end{aligned} \quad (2.11)$$

which receive contributions from both the SM and the dimension-8 operator.

Applying a lower angular cut $\sin\theta > \sin\delta$ for some $\delta \ll 1$, we derive the following total cross section for the partonic process $q\bar{q} \rightarrow Z\gamma$, including both the linear and quadratic contributions of \mathcal{O}_{G+} and summing over the final-state Z and γ polarizations:

$$\begin{aligned} \sigma(Z\gamma) &= \frac{e^4(q_L^2 + q_R^2)Q^2[-(s - M_Z^2)^2 - 2(s^2 + M_Z^4)\ln\sin\frac{\delta}{2}]}{8\pi s_W^2 c_W^2 (s - M_Z^2)s^2} \\ &+ \frac{e^2 q_L Q T_3 M_Z^2 (s - M_Z^2)}{4\pi s_W c_W s} \frac{1}{[\Lambda_{G+}^4]} \\ &+ \frac{T_3^2 (s + M_Z^2)(s - M_Z^2)^3}{48\pi s} \frac{1}{\Lambda_{G+}^8} + O(\delta), \end{aligned} \quad (2.12)$$

where the weak isospin $T_3 = \pm \frac{1}{2}$ is associated with the W_3 gauge coupling, and the coefficients $(q_L, q_R) = (T_3 - Qs_W^2, -Qs_W^2)$ are the (left, right)-handed gauge couplings of the quarks to the Z boson. In Eq.(2.12), \sqrt{s} denotes the center-of-mass energy of the partonic process $q\bar{q} \rightarrow Z\gamma$, but for the pp collider analyses in Section 4 we will rename the above partonic center-of-mass energy as $\sqrt{\hat{s}}$ for clarity.

We define the normalized angular distribution functions as follows:

$$f_\xi^j = \frac{1}{\sigma_j} \frac{d\sigma_j}{d\xi}, \quad (2.13)$$

where the angles $\xi \in (\theta, \theta_*, \phi_*)$, and the cross sections σ_j ($j = 0, 1, 2$) represent the SM contribution (σ_0), the $O(\Lambda^{-4})$ contribution (σ_1), and the $O(\Lambda^{-8})$ contribution (σ_2), respectively. In the following, we derive the explicit formulas for the normalized azimuthal angular distribution functions $f_{\phi_*}^j$:

$$f_{\phi_*}^0 = \frac{1}{2\pi} + \frac{3\pi^2(q_L^2 - q_R^2)(f_L^2 - f_R^2)M_Z\sqrt{s}(s + M_Z^2)\cos\phi_* - 8(q_L^2 + q_R^2)(f_L^2 + f_R^2)M_Z^2 s \cos 2\phi_*}{16\pi(q_L^2 + q_R^2)(f_L^2 + f_R^2)[(s - M_Z^2)^2 + 2(s^2 + M_Z^4)\ln\sin\frac{\delta}{2}]} + O(\delta), \quad (2.14a)$$

$$f_{\phi_*}^1 = \frac{1}{2\pi} - \frac{3\pi(f_L^2 - f_R^2)(M_Z^2 + 5s)\cos\phi_*}{256(f_L^2 + f_R^2)M_Z\sqrt{s}} + \frac{s \cos 2\phi_*}{8\pi M_Z^2}, \quad (2.14b)$$

$$f_{\phi_*}^2 = \frac{1}{2\pi} - \frac{9\pi(f_L^2 - f_R^2)M_Z\sqrt{s}\cos\phi_*}{128(f_L^2 + f_R^2)(s + M_Z^2)}, \quad (2.14c)$$

where we have defined the electroweak gauge couplings of the final-state fermions as $(f_L, f_R) \equiv ((T_3 - Qs_W^2), -Qs_W^2)$.

In the cases of the other nTGC operators \mathcal{O}_j , we further derive their contributions to the total cross sections of the reaction $q\bar{q} \rightarrow Z\gamma$ as follows:

$$\begin{aligned} \sigma(Z\gamma) = & \frac{e^4(q_L^2 + q_R^2)Q^2[-(s - M_Z^2)^2 - 2(s^2 + M_Z^4)\ln\sin\frac{\delta}{2}]}{8\pi s_W^2 c_W^2 (s - M_Z^2)s^2} \\ & - \frac{e^2 Q(q_L x_L - q_R x_R)M_Z^2(s - M_Z^2)(s + M_Z^2)}{8\pi s_W c_W s^2} \frac{1}{[\Lambda_j^4]} \\ & + \frac{(x_L^2 + x_R^2)M_Z^2(s + M_Z^2)(s - M_Z^2)^3}{48\pi s^2} \frac{1}{\Lambda_j^8} + O(\delta), \end{aligned} \quad (2.15)$$

where we define the relevant coupling coefficients (x_L, x_R) as

$$(x_L, x_R) = -Qs_W^2(1, 1), \quad (\text{for } \mathcal{O}_j = \mathcal{O}_{G-}), \quad (2.16a)$$

$$(x_L, x_R) = (T_3 - Qs_W^2, -Qs_W^2), \quad (\text{for } \mathcal{O}_j = \mathcal{O}_{\tilde{B}W}), \quad (2.16b)$$

$$(x_L, x_R) = -(T_3, 0), \quad (\text{for } \mathcal{O}_j = \mathcal{O}_{C+}). \quad (2.16c)$$

We see that in the high energy limit, the contributions of the SM, the interference term, and the squared term behave as (s^{-1}, s^0, s^2) respectively. We can compare the above cross section with that of Eq.(2.12) for the nTGC operator \mathcal{O}_{G+} where the SM term, the interference term,

and the squared term scale as (s^{-1}, s^0, s^3) respectively. This shows that the contribution of \mathcal{O}_{G+} to the squared term has higher energy power enhancement of s^3 than the factor s^2 of the other operators.

Then, for the full process $q\bar{q} \rightarrow Z\gamma \rightarrow f\bar{f}\gamma$, we further derive the following normalized angular distribution functions $f_{\phi_*}^j$ for the operators $(\mathcal{O}_{G-}, \mathcal{O}_{\tilde{B}W}, \mathcal{O}_{C+})$:

$$f_{\phi_*}^0 = \frac{1}{2\pi} + \frac{3\pi^2 f_-^2 q_+^2 M_Z \sqrt{s} (s + M_Z^2) \cos\phi_* - 8f_+^2 q_+^2 M_Z^2 s \cos 2\phi_*}{16\pi f_+^2 q_+^2 [(s - M_Z^2)^2 + 2(s^2 + M_Z^4) \ln \sin \frac{\delta}{2}]} + O(\delta), \quad (2.17a)$$

$$f_{\phi_*}^1 = \frac{1}{2\pi} - \frac{9\pi(q_L x_L + q_R x_R)(f_L^2 - f_R^2)\sqrt{s} \cos\phi_*}{128(q_L x_L - q_R x_R)(f_L^2 + f_R^2)M_Z} + \frac{s \cos 2\phi_*}{4\pi(s + M_Z^2)}, \quad (2.17b)$$

$$f_{\phi_*}^2 = \frac{1}{2\pi} - \frac{9\pi(x_L^2 - x_R^2)(f_L^2 - f_R^2)M_Z \sqrt{s} \cos\phi_*}{128(x_L^2 + x_R^2)(f_L^2 + f_R^2)(s + M_Z^2)}, \quad (2.17c)$$

where we have defined the coefficients $(f_{\pm}^2, q_{\pm}^2) \equiv (f_L^2 \pm f_R^2, q_L^2 \pm q_R^2)$, and the electroweak gauge couplings of the final state fermions are given by $(f_L, f_R) = ((T_3 - Qs_W^2), -Qs_W^2)$.

3 Form Factor Formulation for nTGCs

We study in this Section the form factor parametrization of the neutral triple gauge vertices (nTGVs) $Z\gamma V^*$. After imposing Lorentz invariance, the residual electromagnetic $U(1)_{\text{em}}$ gauge symmetry and CP conservation, they are conventionally expressed in the following form [3][4]:

$$\Gamma_{Z\gamma V^*}^{\alpha\beta\mu}(q_1, q_2, q_3) = \frac{e(q_3^2 - M_V^2)}{M_Z^2} \left(h_3^V q_{2\nu} \epsilon^{\alpha\beta\mu\nu} + \frac{h_4^V}{M_Z^2} q_3^\alpha q_{3\nu} q_{2\sigma} \epsilon^{\beta\mu\nu\sigma} \right), \quad (3.1)$$

where the gauge bosons are denoted by $V \equiv Z, \gamma$ and the form factor parameters (h_3^V, h_4^V) are treated as constant coefficients for the purposes of experimental tests [17].

We stress that the spontaneous breaking of the SM electroweak gauge symmetry requires the nTGCs to be generated only by the gauge-invariant effective operators of dimension-8 or more. This implies that the consistent form factor formulation of the neutral triple gauge vertices must map precisely the expressions for these gauge-invariant nTGC operators in the broken phase. This precise mapping between the nTGVs in the broken phase of these dimension-8 nTGC operators (2.2) imposes nontrivial relations between the parameters of the nTGVs in the form factor formulation and removes possible unphysical energy-dependent terms in them.¹

By direct power counting, we find that the dimension-8 operator \mathcal{O}_{G+} contributes to the nTGVs with a leading E^5 energy dependence. Based on this and the above observations, we

¹The spontaneous breaking of the SM electroweak gauge symmetry has many important physical consequences that, most notably, guarantee the renormalizability of the SM electroweak gauge theory. Here our new observation is that *the spontaneous breaking of the electroweak gauge symmetry imposes important and non-trivial restrictions on the conventional form factor parametrization* that go beyond the residual $U(1)_{\text{em}}$ gauge symmetry alone. These considerations were not incorporated in the conventional form factor formulation of the nTGVs [3][4].

find that the conventional form factor formula (3.1) is not compatible with the gauge-invariant SMEFT formulation, and a new term must be added, labelled by h_5^V in the following. With these remarks in mind, we express the neutral triple gauge vertices $Z\gamma V^*$ as follows:

$$\Gamma_{Z\gamma V^*}^{\alpha\beta\mu(8)}(q_1, q_2, q_3) = \frac{e(q_3^2 - M_V^2)}{M_Z^2} \left[\left(h_3^V + h_5^V \frac{q_3^2}{M_Z^2} \right) q_{2\nu} \epsilon^{\alpha\beta\mu\nu} + \frac{h_4^V}{M_Z^2} q_3^\alpha q_{3\nu} q_{2\sigma} \epsilon^{\beta\mu\nu\sigma} \right], \quad (3.2)$$

where the form factors h_i^V are taken as constants in the present study. The parametrization of the nTGVs in Eq.(3.2) corresponds to the following effective Lagrangian:

$$\begin{aligned} \mathcal{L} = \frac{e}{M_Z^2} & \left[- \left[h_3^\gamma (\partial_\sigma F^{\sigma\rho}) + h_3^Z (\partial_\sigma Z^{\sigma\rho}) + \frac{h_5^\gamma}{M_Z^2} (\partial^2 \partial_\sigma F^{\sigma\rho}) + \frac{h_5^Z}{M_Z^2} (\partial^2 \partial_\sigma Z^{\sigma\rho}) \right] Z^\alpha \tilde{F}_{\rho\alpha} \right. \\ & \left. + \left\{ \frac{h_4^\gamma}{2M_Z^2} [\square \partial^\sigma F^{\rho\alpha}] + \frac{h_4^Z}{2M_Z^2} [(\square + M_Z^2) \partial^\sigma Z^{\rho\alpha}] \right\} Z_\sigma \tilde{F}_{\rho\alpha} \right]. \end{aligned} \quad (3.3)$$

which differs from the conventional nTGV form factor Lagrangian [2] by the new h_5^V terms.

We now compare our modified nTGV formula (3.2) with the nTGVs in Eqs.(2.4a)-(2.4d) as predicted by the gauge-invariant dimension-8 nTGC operators (\mathcal{O}_{G+} , \mathcal{O}_{G-} , $\mathcal{O}_{\tilde{B}W}$) in Eqs.(2.2a)-(2.2c), which should match exactly case by case. In the case of the operator \mathcal{O}_{G+} , this matching leads to the following two restrictions on the form factors in Eq.(3.2):

$$h_4^V = -2h_5^V, \quad (3.4a)$$

$$h_4^Z = \frac{c_W}{s_W} h_4^A, \quad (3.4b)$$

where henceforward we denote $h_4 \equiv h_4^Z$ for convenience. These conditions mean that there are only three independent form-factor parameters (h_3^Z , h_3^A , h_4). Applying the condition (3.4a), we can express the $Z\gamma V^*$ vertex (3.2) as follows:

$$\Gamma_{Z\gamma V^*}^{\alpha\beta\mu(8)}(q_1, q_2, q_3) = \frac{e(q_3^2 - M_V^2)}{M_Z^2} \left[\left(h_3^V - \frac{h_4^V}{2M_Z^2} q_3^2 \right) q_{2\nu} \epsilon^{\alpha\beta\mu\nu} + \frac{h_4^V}{M_Z^2} q_3^\alpha q_{3\nu} q_{2\sigma} \epsilon^{\beta\mu\nu\sigma} \right]. \quad (3.5)$$

Comparing the nTGVs (2.4) predicted by the dimension-8 operators (2.2a)-(2.2c) with the form factor formulation (3.5) of the nTGVs, we can connect the three independent form-factor parameters (h_3^Z , h_3^A , h_4) to the cutoff scales (Λ_{G+} , Λ_{G-} , $\Lambda_{\tilde{B}W}$) of the corresponding dimension-8 operators (\mathcal{O}_{G+} , \mathcal{O}_{G-} , $\mathcal{O}_{\tilde{B}W}$), as follows:

$$h_4 = \frac{\text{sign}(\tilde{c}_{G+})}{\Lambda_{G+}^4} \frac{v^2 M_Z^2}{s_W c_W} \equiv \frac{r_4}{[\Lambda_{G+}^4]}, \quad h_3^V = 0, \quad \text{for } \mathcal{O}_{G+}, \quad (3.6a)$$

$$h_3^Z = \frac{\text{sign}(\tilde{c}_{\tilde{B}W})}{\Lambda_{\tilde{B}W}^4} \frac{v^2 M_Z^2}{2s_W c_W} \equiv \frac{r_3^Z}{[\Lambda_{\tilde{B}W}^4]}, \quad h_3^A, h_4^V = 0, \quad \text{for } \mathcal{O}_{\tilde{B}W}, \quad (3.6b)$$

$$h_3^A = -\frac{\text{sign}(\tilde{c}_{G-})}{\Lambda_{G-}^4} \frac{v^2 M_Z^2}{2c_W^2} \equiv \frac{r_3^A}{[\Lambda_{G-}^4]}, \quad h_3^Z, h_4^V = 0, \quad \text{for } \mathcal{O}_{G-}, \quad (3.6c)$$

where the form factor h_4 is defined below Eq.(3.4) and we have used the notations:

$$[\Lambda_{G+}^4] = \text{sign}(\tilde{c}_{G+})\Lambda_{G+}^4, \quad [\Lambda_{\tilde{B}W}^4] = \text{sign}(\tilde{c}_{\tilde{B}W})\Lambda_{\tilde{B}W}^4, \quad [\Lambda_{G-}^4] = \text{sign}(\tilde{c}_{G-})\Lambda_{G-}^4, \quad (3.7a)$$

$$r_4 = \frac{v^2 M_Z^2}{s_W c_W}, \quad r_3^Z = \frac{v^2 M_Z^2}{2s_W c_W}, \quad r_3^A = -\frac{v^2 M_Z^2}{2c_W^2}. \quad (3.7b)$$

From the above, we see that only the operator \mathcal{O}_{G+} can directly contribute to the form factor h_4^V , as in Eq.(3.6a), which can be understood from the explicit formulae (2.4a). We note that the operator $\mathcal{O}_{\tilde{B}W}$ contains Higgs-doublet fields and thus cannot contribute to the h_4^V term in Eq.(3.5), but $\mathcal{O}_{\tilde{B}W}$ can contribute to the h_3^Z term through the $Z\gamma Z^*$ vertex and leaves $h_3^A = 0$, as shown in Eq.(3.6b). The operator \mathcal{O}_{G-} also cannot contribute to h_4^V due to the equation of motion (2.3a), $\mathcal{O}_{G-} = \mathcal{O}_{\tilde{B}W} + \mathcal{O}_{C+}$, where \mathcal{O}_{C+} contains a bilinear fermion factor and cannot contribute directly to the nTGC. The fact that \mathcal{O}_{G-} is irrelevant to h_4^V is also shown explicitly in Eq.(2.4d). The explicit formula (2.4d) further shows that \mathcal{O}_{G-} makes a nonzero contribution to h_3^A , but leaves $h_3^Z = 0$, as we find in Eq.(3.6c) above.

Using Eq.(3.2) or (3.5) and by direct power counting, we infer the following leading energy-dependences of the h_i^V contributions to the helicity amplitudes $\mathcal{T}[f\bar{f} \rightarrow Z\gamma]$:

$$\mathcal{T}_{(8)}^{ss',T} = h_3^V O(E^2) + h_5^V O(E^4), \quad (3.8a)$$

$$\mathcal{T}_{(8)}^{ss',L} = h_3^V O(E^3) + h_4^V O(E^5) + h_5^V O(E^5). \quad (3.8b)$$

We note in Eq.(3.8a) that the form factor h_4^V does not contribute to the production of a transversely polarized Z boson in the final state, because the s -channel momentum q_3^α has no spatial component and the Z boson's transverse polarization vector $\epsilon_{T\alpha}$ has no time component, and thus $q_3^\alpha \epsilon_{T\alpha}^* = 0$.

Inspecting Eq.(3.8), it would appear that the leading energy-dependence of $\mathcal{T}_{(8)}^{ss',L}$ should be $\mathcal{O}(E^5)$. However, we observe that the helicity amplitudes including a final-state longitudinal Z boson as contributed by the gauge-invariant dimension-8 nTGC operators must obey the equivalence theorem (ET) [18]. At high energies $E \gg M_Z$, the ET takes the following form:

$$\mathcal{T}_{(8)}[Z_L, \gamma_T] = \mathcal{T}_{(8)}[-i\pi^0, \gamma_T] + B, \quad (3.9)$$

where the longitudinal gauge boson Z_L absorbs the would-be Goldstone boson π^0 through the Higgs mechanism, and the residual term $B = \mathcal{T}_{(8)}[v^\mu Z_\mu, \gamma_T]$ is suppressed by the relation $v^\mu \equiv \epsilon_L^\mu - q_Z^\mu/M_Z = O(M_Z/E_Z)$ [18]. However, we cannot apply the ET (3.9) directly to the form factor formulation (3.2), because it does not respect the full electroweak gauge symmetry of the SM and contains no would-be Goldstone boson. We stress again that the electroweak gauge-invariant formulation of the nTGCs can be derived only from the dimension-8 operators as in Eq.(2.2). Hence, we study the allowed leading energy-dependences of the helicity amplitudes (3.8) by applying the ET to the contributions of the dimension-8 nTGC

operators (2.2). Then, we find that only the operator $\mathcal{O}_{\tilde{B}W}$ could give a nonzero contribution to the Goldstone amplitude $\mathcal{T}_{(8)}[-i\pi^0, \gamma_T]$, with a leading energy-dependence $\mathcal{O}(E^3)$ that corresponds to the form factor h_3^Z . The operator \mathcal{O}_{G_+} does not contribute to the Goldstone amplitude $\mathcal{T}_{(8)}[-i\pi^0, \gamma_T]$, but can contribute the largest residual term $B = \mathcal{O}(E^3)$. From these facts, we deduce that in Eq.(3.8b) the $\mathcal{O}(E^5)$ terms due to the form factors h_4^V and h_5^V must exactly cancel each other, from which we derive the following condition,

$$h_4^V/h_5^V = -2, \quad (3.10)$$

which agrees with Eq.(3.4a). Then, using our improved form factor formulation (3.5) of the nTGCs, we can compute the corresponding helicity amplitudes of $f\bar{f} \rightarrow Z\gamma$ from the nTGC contributions:

$$\mathcal{T}_{(8)}^{ss',T} \begin{pmatrix} -- & -+ \\ +- & ++ \end{pmatrix} = \frac{(c_L^V + c_R^V)e^2(2h_3^V M_Z^2 - h_4^V s)(s - M_Z^2) \sin\theta}{4M_Z^4 c_W s_W} \begin{pmatrix} 1 & 0 \\ 0 & -1 \end{pmatrix}, \quad (3.11a)$$

$$\mathcal{T}_{(8)}^{ss',L}(0-, 0+) = \frac{\sqrt{2} e^2 (s - M_Z^2) \sqrt{s}}{4M_Z^3 c_W s_W} (2h_3^V - h_4^V) \left(c_L^V \sin^2 \frac{\theta}{2} - c_R^V \cos^2 \frac{\theta}{2}, c_R^V \sin^2 \frac{\theta}{2} - c_L^V \cos^2 \frac{\theta}{2} \right), \quad (3.11b)$$

where the coupling coefficients are defined as $(c_L^Z, c_R^Z) = (T_3 - Qs_W^2, -Qs_W^2)$ for $V = Z$ and $c_L^A = c_R^A = Qc_W s_W$ for $V = \gamma$. From the above, we see that the helicity amplitude $\mathcal{T}_{(8)}^{ss',T}$ for the transverse Z_T final state contains the $\mathcal{O}(E^2)$ contribution from the form factor h_3^V and the leading contribution of $\mathcal{O}(E^4)$ from the form factor h_4^V , while the helicity amplitude $\mathcal{T}_{(8)}^{ss',L}$ for the longitudinal Z_L final state has a leading contribution of $\mathcal{O}(E^3)$ from the form factor combination $(2h_3^V - h_4^V)$.

We note that the operators \mathcal{O}_{C_+} and \mathcal{O}_{C_-} both contain only left-handed fermions, and recall that the operators \mathcal{O}_{G_+} and \mathcal{O}_{G_-} give the same contributions to the amplitude $\mathcal{T}[f\bar{f} \rightarrow Z\gamma]$, due to the equation of motion (2.3b). Thus, we find that the ratio h_4^Z/h_4^A must be fixed to cancel their contributions to the amplitude $\mathcal{T}[f\bar{f} \rightarrow Z^* \rightarrow Z\gamma] + \mathcal{T}[f\bar{f} \rightarrow \gamma^* \rightarrow Z\gamma]$ via right-handed fermions [5]. This imposes the following condition on the two form factors (h_4^Z, h_4^A) :

$$h_4 \equiv h_4^Z = \frac{c_W}{s_W} h_4^A, \quad (3.12)$$

for the \mathcal{O}_{G_+} operator. This condition agrees with Eq.(3.4b), which we derived earlier by matching the prediction of the operator \mathcal{O}_{G_+} with the nTGV formulation (3.2). Hence, using the gauge-invariant dimension-8 nTGC operators to derive the form factor formulation (3.2), we deduce that there are only three independent form-factor parameters (h_3^Z, h_3^A, h_4) , where $h_4 \equiv h_4^Z$ and h_4^A are connected by the condition (3.12).

The fermionic dimension-8 operators \mathcal{O}_{C_+} and \mathcal{O}_{C_-} contribute to the quartic vertex $f\bar{f}Z\gamma$, but do not contribute directly to the nTGC vertex $Z\gamma V^*$ in Eq.(3.5). We can factorize their

contribution to the on-shell quartic vertex $f\bar{f}Z\gamma$ as follows:

$$\Gamma_{f\bar{f}Z\gamma}^{\alpha\beta}(q_1, q_2) = \sum_V \Gamma_\mu(f\bar{f}V^*)P_L \times (q_3^2 - M_V^2)^{-1} \times \Gamma_{Z\gamma V^*}^{\alpha\beta\mu}(q_1, q_2, q_3), \quad (3.13)$$

which includes effectively an nTGC vertex $\Gamma_{Z\gamma V^*}^{\alpha\beta\mu}$. This effective nTGC vertex function $\Gamma_{Z\gamma V^*}^{\alpha\beta\mu}$ contains the form factor parameters (h_3^Z, h_3^A) for the operator \mathcal{O}_{C+} . Since \mathcal{O}_{C+} involves purely left-handed fermions, we find that the ratio h_3^Z/h_3^A must be fixed, so as to cancel its contributions to the amplitude $\mathcal{T}[f\bar{f} \rightarrow Z^* \rightarrow Z\gamma] + \mathcal{T}[f\bar{f} \rightarrow \gamma^* \rightarrow Z\gamma]$ via right-handed fermions. This imposes the following condition between form factors (h_3^Z, h_3^A) :

$$h_3 \equiv h_3^Z = \frac{c_W}{s_W} h_3^A, \quad \text{for } \mathcal{O}_{C+}. \quad (3.14)$$

We note that the above relation holds only for the fermionic operator \mathcal{O}_{C+} . For the other fermionic operator \mathcal{O}_{C-} , its contribution to the effective nTGC vertex function $\Gamma_{Z\gamma V^*}^{\alpha\beta\mu}$ in Eq.(3.13) contains the same form factors (h_4^Z, h_4^A) as that of the operator \mathcal{O}_{G+} , because the equation of motion guarantees [5] that both of the operators \mathcal{O}_{G+} and \mathcal{O}_{C-} give the same contributions to the on-shell quartic vertex $f\bar{f}Z\gamma$. Thus, the form factors (h_4^Z, h_4^A) of the effective nTGC vertex function $\Gamma_{Z\gamma V^*}^{\alpha\beta\mu}$ of the left-handed fermionic operator \mathcal{O}_{C-} obey the same cancellation condition Eq.(3.4b).

4 Probing nTGCs at the LHC and Future pp Colliders

The distributions of quark and antiquark momenta in protons are given by parton distribution functions (PDFs). At the leading order, the total cross section of $pp \rightarrow Z\gamma$ at the LHC is calculated by integrating the convolved product of the quark and antiquark PDFs and the parton-level cross section of the $q\bar{q} \rightarrow Z\gamma$ subprocess:

$$\sigma = \sum_{q,\bar{q}} \int dx_1 dx_2 [\mathcal{F}_{q/p}(x_1, \mu) \mathcal{F}_{\bar{q}/p}(x_2, \mu) \sigma_{q\bar{q}}(\hat{s}) + (q \leftrightarrow \bar{q})], \quad (4.1)$$

where the functions $\mathcal{F}_{q/p}$ and $\mathcal{F}_{\bar{q}/p}$ are the PDFs of the quark and antiquark in the proton beams, and $\hat{s} = x_1 x_2 s$ with the collider energy $\sqrt{s} = 13 \text{ TeV}$. The PDFs depend on the factorization scale μ , which is set to be $\mu = \sqrt{\hat{s}}/2$ in our current leading-order analysis. We include the PDFs of the quarks $q = u, d, s, c, b$ and their antiquarks, as determined by the CTEQ collaboration [19].

During LHC Run-2 the ATLAS measurements of the $\ell^+ \ell^- \gamma$ and $\bar{\nu} \nu \gamma$ final states reached a maximum value of $M_{\ell\ell\gamma} \sim 3 \text{ TeV}$.² Accordingly, we set $\hat{s} \lesssim 3 \text{ TeV}$ for our LHC analysis and use an upper limit $\hat{s} \lesssim 23 \text{ TeV}$ for the 100-TeV pp collider.

We compute the production cross section of $q\bar{q} \rightarrow Z\gamma$ at leading order (LO) in QCD and $\mathcal{O}(\alpha^2)$ for the SM, and $\mathcal{O}(\alpha^{1.5} \tilde{c}_j)$ or $\mathcal{O}(\alpha \tilde{c}_j^2)$ for the nTGCs, where $\alpha = \alpha_{\text{em}}$ or α_w , as the

²We thank our ATLAS colleague Shu Li for discussions of the ATLAS measurements during LHC Run-2.

possible high-order contributions are not important for our study. There are next-to-leading-order (NLO) QCD corrections from the gluon-induced loop diagrams for $q\bar{q} \rightarrow Z\gamma$ and the real emission of a gluon: $q\bar{q} \rightarrow Z\gamma + g$, and there are also NLO QCD contributions from $gq(g\bar{q}) \rightarrow Z\gamma + q(Z\gamma + \bar{q})$. In these cases the NLO/LO ratio is $\mathcal{O}(\alpha_s)$, and it was found numerically that the effect of adding the full NNLO corrections is less than 10% [20][21][22]. We define a QCD K -factor for the nTGC signal by $K_S \equiv S/S_{\text{LO}} = 1 + \Delta K_S$ and for the SM background by $K_B \equiv B/B_{\text{LO}} = 1 + \Delta K_B$. We have checked the K -factors for $pp \rightarrow Z\gamma$ by using Madgraph5@NLO [23], and find that they depend on the kinematic cuts. The corrections ΔK can be larger than one if only basic cuts are made, but we find that adding a cut to remove the small $P_T(\gamma)$ region and vetoing extra jets in the final state reduces ΔK to only a few percent, which may be neglected.

We note in addition that $Z\gamma$ production by the gluon fusion process is formally a next-next-to-leading-order (NNLO) contribution, and is found to be generally less than 1% [24]. The nTGC contributions via gluon fusion is also found to be negligible [24].

4.1 Analysis of nTGCs at $\mathcal{O}(\Lambda^{-4})$

We compute analytically the parton-level cross section of the annihilation process $q\bar{q} \rightarrow Z\gamma$, and then perform the convolved integration over the product of the quark and antiquark PDFs to obtain the cross section for $pp \rightarrow Z\gamma$.

Inspecting the azimuthal angular distributions in Eq.(2.14), we note that the SM ϕ_* distribution $f_{\phi_*}^0$ is nearly flat, whereas the maximum of the nTGC contribution $f_{\phi_*}^1$ is at $\phi_* = 0$. We consider the double differential cross section with respect to the photon transverse momentum P_T and ϕ_* at $\phi_* = 0$,³

$$f_{P_T}^j = \left. \frac{2\pi d^2\sigma_j}{dP_T d\phi_*} \right|_{\phi_*=0}. \quad (4.2)$$

Eq.(2.14a) gives $d\sigma_0/d\phi_* \simeq \sigma_0/(2\pi)$ for the SM contribution, so we can deduce:

$$f_{P_T}^0 \simeq \frac{d\sigma_0}{dP_T}. \quad (4.3)$$

We present in Fig. 1 the photon P_T distribution (4.2) at the LHC (upper panel) and a 100 TeV pp collider (lower panel), where in each plot the SM contribution is shown as a black curve and the \mathcal{O}_{G+} new physics contributions for different values of Λ are shown as the colored curves. We find that the SM contribution to the photon P_T distribution $f_{P_T}^0$ decreases more rapidly with the increase of P_T , whereas the nTGC contribution to $f_{P_T}^1$ reduces much more slowly with P_T .

³In our study we define the angles θ and ϕ_* and the momenta in the center-of-mass frame of the $\ell\bar{\ell}\gamma$ system, rather than in the laboratory frame.

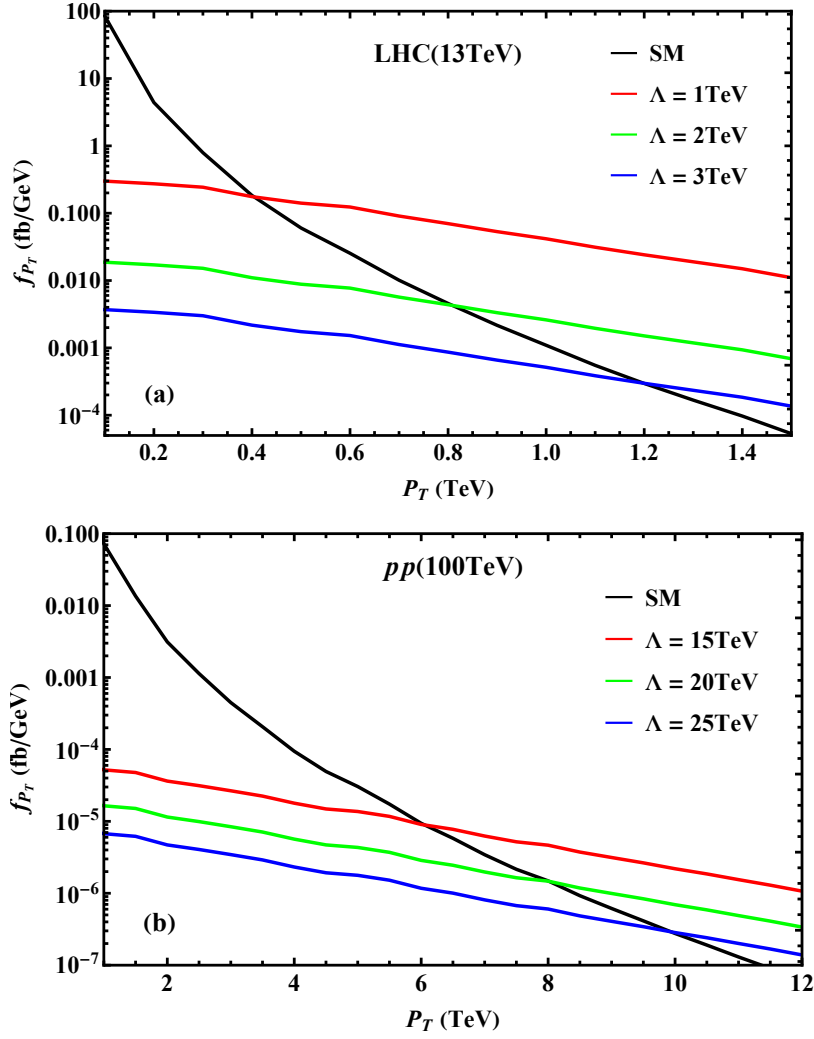


Figure 1: Photon transverse momentum P_T distributions at the azimuthal angle $\phi_*=0$ for $q\bar{q}\rightarrow Z\gamma$ followed by $Z\rightarrow\ell\bar{\ell}$ decays, as contributed by the SM (black curve) and by the nTGC operator \mathcal{O}_{G+} at $O(\Lambda^{-4})$ (colored curves for the indicated values of Λ) at the LHC(13 TeV) in the upper panel and at a 100 TeV pp collider in the lower panel.

According to our definition of the azimuthal angle ϕ_* in Section 2, we have

$$\cos\phi_* = \frac{(\mathbf{p}_q \times \mathbf{p}_Z) \cdot (\mathbf{p}_f \times \mathbf{p}_{\bar{f}})}{|\mathbf{p}_q \times \mathbf{p}_Z| |\mathbf{p}_f \times \mathbf{p}_{\bar{f}}|}. \quad (4.4)$$

We note that the quark q can be emitted from either proton beam, so the direction of \mathbf{p}_q is subject to a 180° ambiguity. This means that the normal direction of the scattering plane of $q\bar{q}\rightarrow Z\gamma$ is also subject to a 180° ambiguity, so that $\cos\phi_*$ can take either sign in each event and the $\cos\phi_*$ terms in $f_{\phi_*}^j$ cancel out when the statistical average is taken. However, the angular terms $\propto \cos(2\phi_*) = 2\cos^2\phi_* - 1$ are not affected by this ambiguity and survive statistical average. Thus, for the nTGC operator \mathcal{O}_{G+} and also the related contact operator

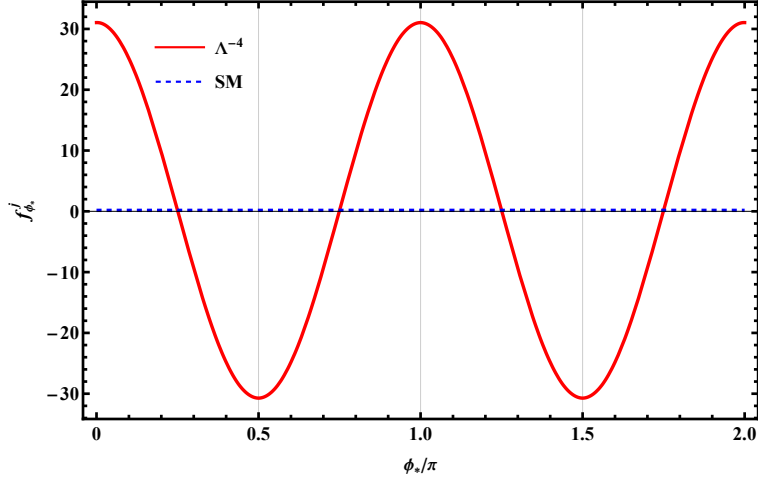


Figure 2: Normalized distributions in the azimuthal angle ϕ_* for $q\bar{q} \rightarrow Z\gamma$ followed by $Z \rightarrow \ell\bar{\ell}$ decays, as generated by the dimension-8 $nTGC$ operator \mathcal{O}_{G+} at the LHC(13 TeV). The angular distribution $f_{\phi_*}^1$ of the interference contribution of $O(\Lambda^{-4})$ is shown as a red curve; the angular distribution $f_{\phi_*}^2$ of the squared contribution of $O(\Lambda^{-8})$ is shown as the blue curve that is flat like the SM distribution $f_{\phi_*}^0$ (black curve).

\mathcal{O}_{C-} , we derive the following effective distributions of ϕ_* after averaging:

$$\bar{f}_{\phi_*}^0 = \frac{1}{2\pi} - \frac{\hat{s} M_Z^2 \cos 2\phi_*}{2\pi [(\hat{s} - M_Z^2)^2 + 2(\hat{s}^2 + M_Z^4) \ln \sin \frac{\delta}{2}]} + O(\delta), \quad (4.5a)$$

$$\bar{f}_{\phi_*}^1 = \frac{1}{2\pi} + \frac{\hat{s} \cos 2\phi_*}{8\pi M_Z^2}, \quad (4.5b)$$

$$\bar{f}_{\phi_*}^2 = \frac{1}{2\pi}. \quad (4.5c)$$

We see that the interference term $\bar{f}_{\phi_*}^1$ has a nontrivial angular dependence $\propto \cos(2\phi_*)$ that is enhanced by the energy factor s/M_Z^2 relative to the nearly flat SM distribution $\bar{f}_{\phi_*}^0 \simeq 1/2\pi$. We present the angular distributions of ϕ_* in Fig. 2, where the angular distribution $\bar{f}_{\phi_*}^1$ (red curve) from the interference contribution of $O(\Lambda^{-4})$ dominates over the nearly flat SM distribution $\bar{f}_{\phi_*}^0$ (black curve) and the distribution $\bar{f}_{\phi_*}^2$ (blue curve) of the squared contribution of $O(\Lambda^{-8})$, which is flat and behaves like the SM distribution. In this figure, for illustration we have imposed a selection cut on the parton-parton collision energy, $\sqrt{\hat{s}} > 2$ TeV.

For the other operators (\mathcal{O}_{G-} , $\mathcal{O}_{\tilde{B}W}$, \mathcal{O}_{C+}), inspecting their angular distributions in Eq.(2.17) we find that $(f_{\phi_*}^0, f_{\phi_*}^1)$ have the leading energy contributions given by the $\cos \phi_*$ terms and the $\cos(2\phi_*)$ terms only have subleading energy-dependence. In addition, their contributions to $f_{\phi_*}^2$ contain no $\cos(2\phi_*)$ term. After statistically averaging over the two possible directions

of the scattering plane at pp colliders, we derive the following effective distributions:

$$\bar{f}_{\phi_*}^0 = \frac{1}{2\pi} - \frac{\hat{s} M_Z^2 \cos 2\phi_*}{2\pi [(\hat{s} - M_Z^2)^2 + 2(\hat{s}^2 + M_Z^4) \ln \sin \frac{\delta}{2}]} + O(\delta), \quad (4.6a)$$

$$\bar{f}_{\phi_*}^1 = \frac{1}{2\pi} + \frac{\hat{s} \cos 2\phi_*}{4\pi(\hat{s} + M_Z^2)}, \quad (4.6b)$$

$$\bar{f}_{\phi_*}^2 = \frac{1}{2\pi}, \quad (4.6c)$$

where the SM contribution $\bar{f}_{\phi_*}^0$ is the same as that of Eq.(4.5a). For operators (\mathcal{O}_{G-} , $\mathcal{O}_{\tilde{B}W}$, \mathcal{O}_{C+}), under the statistical average, their angular distribution $f_{\phi_*}^1$ has a high-energy dependence of \hat{s}^0 , while the angular distribution $f_{\phi_*}^2$ becomes a constant and is independent of both the energy and ϕ_* . These should be compared to the statistically averaged angular distributions (4.5b)-(4.5c) for the nTGC operator \mathcal{O}_{G+} , where its angular distribution $f_{\phi_*}^1$ has higher-energy dependence of \hat{s}^1 for the $\cos(2\phi_*)$ term, while the angular distribution $f_{\phi_*}^2$ also becomes constant.

Based on the effective angular distributions (4.5) and Fig. 2, we construct the following observable \mathbb{O}_1 :

$$\mathbb{O}_1 = \left| \sigma_1 \int d\phi_* f_{\phi_*}^1 \times \text{sign}(\cos 2\phi_*) \right|, \quad (4.7)$$

where σ_1 is the total cross section from the interference contribution of $\mathcal{O}(\Lambda^{-4})$.

Since the SM contribution σ_0 is small, the ratio S/\sqrt{B} is not an optimal measure of the statistical significance. We use instead the following formula for the background-with-signal hypothesis [26]:

$$\mathcal{Z} = \sqrt{2 \left(B \ln \frac{B}{S+B} + S \right)} = \sqrt{2 \left(\sigma_0 \ln \frac{\sigma_0}{\mathbb{O}_1 + \sigma_0} + \mathbb{O}_1 \right)} \times \sqrt{\mathcal{L} \times \epsilon}, \quad (4.8)$$

where \mathcal{L} is the integrated luminosity and ϵ is the detection efficiency. When $B \gg S$, we can expand (4.8) in terms of S/B and find that it reduces to the form $\mathcal{Z} \simeq S/\sqrt{B}$, whereas for $S \gg B$ it reduces to $\mathcal{Z} \simeq \sqrt{2S}$. If the signal S is dominated by the interference contribution of $O(\Lambda^{-4})$, we can deduce that the sensitivity reach on the new physics scale:

$$\Lambda \propto (\mathcal{L} \times \epsilon)^{1/8}, \quad (\text{for } B \gg S), \quad (4.9a)$$

$$\Lambda \propto (\mathcal{L} \times \epsilon)^{1/4}, \quad (\text{for } S \gg B). \quad (4.9b)$$

If the signal S is dominated by the squared contribution of $O(\Lambda^{-8})$, we can deduce that the sensitivity reach on the new physics scale:

$$\Lambda \propto (\mathcal{L} \times \epsilon)^{1/16}, \quad (\text{for } B \gg S), \quad (4.10a)$$

$$\Lambda \propto (\mathcal{L} \times \epsilon)^{1/8}, \quad (\text{for } S \gg B). \quad (4.10b)$$

\sqrt{s}	LHC (13 TeV)			pp (100 TeV)		
\mathcal{L} (ab $^{-1}$)	0.14	0.3	3	3	10	30
$\Lambda_{G+}^{2\sigma}$ (TeV)	2.4	2.6	3.6	15	18	21
$\Lambda_{G+}^{5\sigma}$ (TeV)	1.8	2.0	2.8	11	14	16

Table 1: *Sensitivities to the new physics scale Λ at $O(\Lambda^{-4})$ of the nTGC operator \mathcal{O}_{G+} at the 2σ and 5σ levels, as obtained by analyzing the reaction $q\bar{q} \rightarrow Z\gamma \rightarrow \ell\bar{\ell}\gamma$ at the LHC(13 TeV) and the pp (100 TeV) collider respectively, with the indicated integrated luminosities.*

In either case, we see that the bound on the new physics scale Λ is not very sensitive to the integrated luminosity \mathcal{L} and the detection efficiency ϵ . For instance, in the case of $B \gg S$, if the intergrated luminosity \mathcal{L} increases by a factor of 10, we find that the sensitivity reach of Λ is enhanced by about 33% when the interference contribution dominates the signal and 15% when the squared contribution dominates the signal. If the detection efficiency ϵ is reduced from the ideal value of $\epsilon = 1$ to $\epsilon = 0.5$, we find that the sensitivity reach of Λ is weakened only by about 8% when the interference contribution dominates the signal and 4% when the squared contribution dominates the signal.

In order to achieve greater sensitivity, we can discriminate between the signal and background by using the photon P_T distribution, employing the following measure of significance:

$$\mathcal{Z}_{\text{total}} = \sqrt{\sum \mathcal{Z}_{\text{bin}}^2}. \quad (4.11)$$

We choose bin size to be $\Delta P_T = 100$ GeV for the LHC (13 TeV) and $\Delta P_T = 500$ GeV for the pp (100 TeV) collider. But we find that $\mathcal{Z}_{\text{total}}$ is not very sensitive to such choice. For instance, if we choose $\Delta P_T = 50$ GeV or $\Delta P_T = 200$ GeV at the LHC, we find that the significance $\mathcal{Z}_{\text{total}}$ only varies by about 1%.

We present prospective sensitivity reaches for probing the new physics scale Λ of the nTGC operator \mathcal{O}_{G+} in Table 1. For instance, given an integrated luminosity $\mathcal{L} = 300 \text{ fb}^{-1}$ (3 ab^{-1}) at the LHC and choosing the ideal detection efficiency $\epsilon = 1$, we find the 2σ sensitivity reach $\Lambda_{G+}^{2\sigma} \simeq 2.6 \text{ TeV}$ ($\Lambda_{G+}^{2\sigma} \simeq 3.6 \text{ TeV}$). At the 100 TeV pp collider with $\mathcal{L} = 3 \text{ ab}^{-1}$ (30 ab^{-1}), we derive the 2σ sensitivity reach $\Lambda_{G+}^{2\sigma} \simeq 15 \text{ TeV}$ ($\Lambda_{G+}^{2\sigma} \simeq 21 \text{ TeV}$).

4.2 nTGC Analysis Including $\mathcal{O}(\Lambda^{-8})$ Contributions

In this subsection, we further analyze the squared contributions of $\mathcal{O}(\Lambda^{-8})$ and study their impact on the sensitivity reaches at the LHC and the pp (100 TeV) collider. Inspecting the effective angular distributions (4.5), we find that requiring the differential cross section of the interference contribution of $\mathcal{O}(\Lambda^{-4})$ to be larger than that of the squared contribution of

$\mathcal{O}(\Lambda^{-8})$ would impose the following condition:

$$|\sigma_1 f_{\phi_*}^1| > \sigma_2 f_{\phi_*}^2 = \frac{\sigma_2}{2\pi}, \quad (4.12)$$

which gives a lower bound of $\Lambda > 1.3\sqrt{\hat{s}}$ for the $u\bar{u} \rightarrow Z\gamma$ channel and $\Lambda > 1.5\sqrt{\hat{s}}$ for the $d\bar{d} \rightarrow Z\gamma$ channel. These bounds are comparable or somewhat stronger than the LHC sensitivity limits of the new physics scale Λ given in Table 1, whereas they are satisfied by the sensitivity limits of the 100TeV pp collider. Thus, to improve the sensitivities for the LHC probe of the nTGCs, we consider the full contributions of the nTGC operators including their squared terms of $\mathcal{O}(\Lambda^{-8})$. We note that including the full contributions of the nTGC operators also allows a consistent mapping of the current analysis to the form factor approach given in the following Section 4.4 which always includes the full contributions of the form factors to the cross sections.

We present in Fig. 3 the photon P_T distribution including the contribution of $\mathcal{O}(\Lambda^{-8})$. Since the $\mathcal{O}(\Lambda^{-8})$ contribution can be larger than $\mathcal{O}(\Lambda^{-4})$ for large \hat{s} , we choose here a set of larger values $\Lambda=(2, 4, 6)$ TeV for the LHC distributions and $\Lambda=(20, 25, 30)$ TeV for the distributions at the $pp(100\text{TeV})$ collider, instead of the previous values of $\Lambda=(1, 2, 3)$ TeV for the LHC and $\Lambda=(15, 20, 25)$ TeV for the $pp(100\text{TeV})$ collider chosen for Fig. 1. Also, Fig. 3 extends to a larger range of the photon P_T .

For the high-energy hadron colliders such as the LHC and $pp(100\text{TeV})$, we have $|\sigma_1| \ll 2\pi|\sigma_1 f_{\phi_*}^1| < \sigma_2$, and thus σ_1 may be neglected. Following the procedure in Section 4.1, we use the same method and cuts on P_T to divide events into a set of bins. Because the ϕ_* distribution is rather flat for both the SM and $\mathcal{O}(\Lambda^{-8})$ contributions, we do not need to impose an angular cut on ϕ_* . We analyze the sensitivity reaches of Λ by using Eq.(4.11), and present the results for probing the nTGC operator \mathcal{O}_{G+} up to $\mathcal{O}(\Lambda^{-8})$ in Table 2. The sensitivity reaches at $\mathcal{O}(\Lambda^{-8})$ appear significantly better than those at $\mathcal{O}(\Lambda^{-4})$ shown in Table 1.

For instance, given an integrated luminosity $\mathcal{L}=300\text{fb}^{-1}$ (3ab^{-1}) at the LHC and choosing the ideal detection efficiency $\epsilon=1$, we find from Table 2 that the 2σ sensitivity reach is given by $\Lambda_{G+}^{2\sigma} \simeq 3.4\text{TeV}$ ($\Lambda_{G+}^{2\sigma} \simeq 4.1\text{TeV}$). At the 100TeV pp collider with $\mathcal{L}=3\text{ab}^{-1}$ (30ab^{-1}), we obtain the 2σ sensitivity reach $\Lambda_{G+}^{2\sigma} \simeq 22\text{TeV}$ ($\Lambda_{G+}^{2\sigma} \simeq 27\text{TeV}$).

4.3 nTGC Analysis Including the Invisible Decays $Z \rightarrow \nu\bar{\nu}$

In this subsection, we study the probe of nTGCs via the $Z\gamma$ production with invisible decays $Z \rightarrow \nu\bar{\nu}$. In this case, the final-state photon is the only signature of $Z\gamma$ production that can be detected, and we will use the jet-vetoing to effectively remove all the reducible SM backgrounds having the final state $\text{jet}+\gamma$. Then, we can use the same strategy as that for probing the $\mathcal{O}(\Lambda^{-8})$ contribution via the leptonic Z -decay channels, where the kinetic cut on

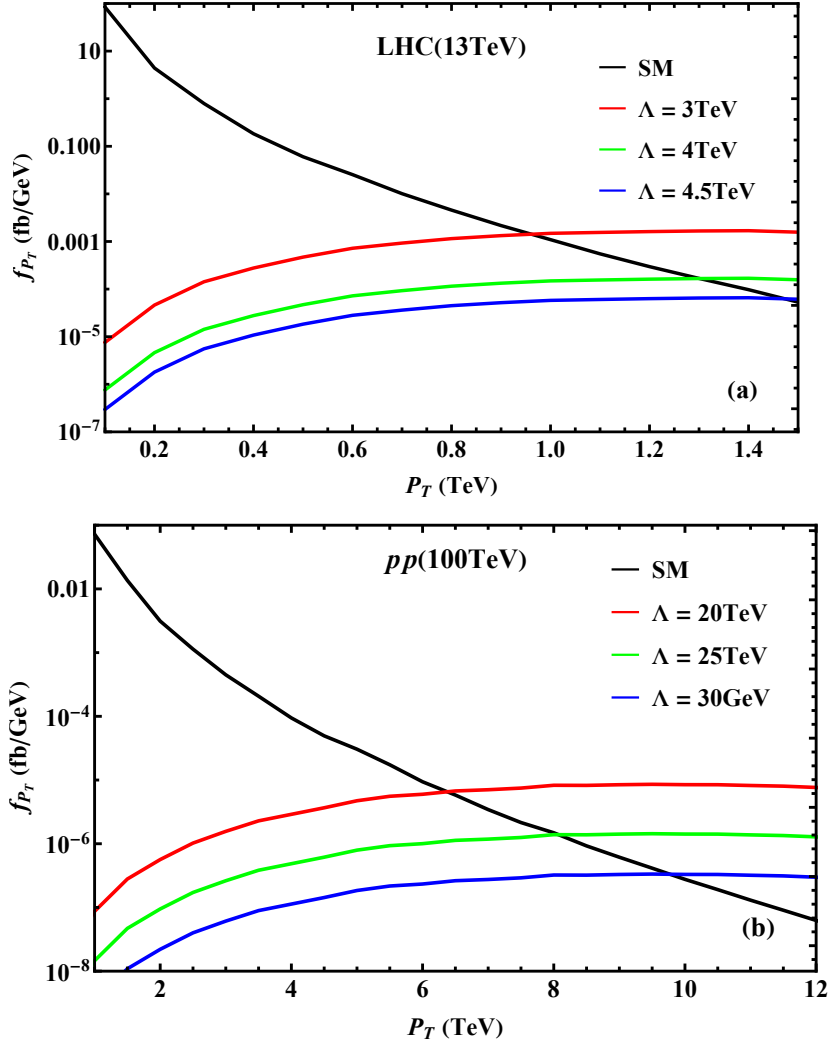


Figure 3: Photon transverse momentum P_T distributions at the azimuthal angle $\phi_* = 0$ for $q\bar{q} \rightarrow Z\gamma$ followed by $Z \rightarrow \ell\bar{\ell}$ decays, as contributed by the SM (black curve) and by the nTGC operator \mathcal{O}_{G+} up to $O(\Lambda^{-4})$ and $O(\Lambda^{-8})$ (colored curves) at the LHC(13 TeV) and the pp (100 TeV) collider in the lower panel.

the photon P_T distribution will play the major role to enhance the sensitivity to the nTGC contributions.

Following this strategy, we perform combined analyses for both the $Z \rightarrow \ell\bar{\ell}$ final state and the $Z \rightarrow \nu\bar{\nu}$ final state. We present in Table 3 a summary of the prospective sensitivity reaches on the new physics scale Λ of the nTGC operator \mathcal{O}_{G+} , where we have combined the limits from both the charged-lepton final state and the neutrino final state. We find that the combination of both leptonic and invisible Z -decay channels can enhance the sensitivity to the new physics scale Λ by about 10% over that using the leptonic channels alone.

From Table 3, we also find that the sensitivity reach with the current LHC luminosity ($\mathcal{L} = 140 \text{ fb}^{-1}$) are already better than those at future 250 GeV and 500 GeV e^+e^- colliders [5], and that the HL-LHC (with $\mathcal{L} = 3 \text{ ab}^{-1}$) should have comparable sensitivities to a 1 TeV e^+e^- collider [5]. The future pp (100 TeV) collider can have much stronger sensitivities than an (3–5) TeV e^+e^- collider. A systematic comparison with the high-energy e^+e^- colliders will be

\sqrt{s}	LHC (13 TeV)			pp (100 TeV)		
\mathcal{L} (ab $^{-1}$)	0.14	0.3	3	3	10	30
$\Lambda_{G+}^{2\sigma}$ (TeV)	3.2	3.4	4.1	22	25	27
$\Lambda_{G+}^{5\sigma}$ (TeV)	2.7	2.9	3.6	19	21	23

Table 2: *Sensitivities to the new physics scale Λ at $O(\Lambda^{-8})$ of the nTGC operator \mathcal{O}_{G+} at the 2σ and 5σ levels, as obtained by analyzing the reaction $q\bar{q} \rightarrow Z\gamma \rightarrow \ell\bar{\ell}\gamma$ at the LHC(13 TeV) and the pp (100 TeV) collider respectively, with the indicated integrated luminosities.*

\sqrt{s}	LHC (13 TeV)			pp (100 TeV)		
\mathcal{L} (ab $^{-1}$)	0.14	0.3	3	3	10	30
$\Lambda_{G+}^{2\sigma}$ (TeV)	3.5	3.8	4.4	25	27	30
$\Lambda_{G+}^{5\sigma}$ (TeV)	3.0	3.2	3.9	21	23	26

Table 3: *Sensitivity reaches on the new physics scale Λ at $O(\Lambda^{-8})$ of the nTGC operator \mathcal{O}_{G+} at the 2σ and 5σ levels, as obtained from the reactions $q\bar{q} \rightarrow Z\gamma \rightarrow \ell\bar{\ell}\gamma$ and $q\bar{q} \rightarrow Z\gamma \rightarrow \nu\bar{\nu}\gamma$ at the LHC(13 TeV) and the pp (100 TeV) collider, with the indicated integrated luminosities.*

presented in the following Section 5.

Next, we extend the above analysis to the three other nTGC operators (\mathcal{O}_{G-} , $\mathcal{O}_{\tilde{B}W}$, \mathcal{O}_{C+}). We present the 2σ sensitivities to their associated new physics scales in Table 4. The third and fifth columns of this Table, marked with $(\ell\bar{\ell}, \nu\bar{\nu})$, present the combined limits including both the charged-lepton and neutrino final states. We see that these sensitivities are significantly weaker than those of the operators \mathcal{O}_{G+} and \mathcal{O}_{C-} . At the LHC, they are generally below 2 TeV, but the proposed 100 TeV pp collider could improve the sensitivities substantially, reaching new physics scales Λ over the (5 – 7) TeV range.

4.4 Probing the Form Factors of nTGVs

In this Section we analyze probes of nTGCs using the form factor formulation given in Section 3. We will also clarify the nontrivial difference between our consistent form factor formulation (3.5) (based upon the fully gauge-invariant SMEFT approach) and the conventional form factor formulation (3.1) [retaining only the residual gauge symmetry $U(1)_{\text{em}}$], where the latter leads to erroneously strong sensitivity limits.

From Eqs.(2.12), (2.15)-(2.16) and (3.6), we can further derive the partonic cross section of the reaction $q\bar{q} \rightarrow Z\gamma$ in terms of the form factors. As before, we decompose the partonic cross section into the sum of three parts, $\sigma(Z\gamma) = \sigma_0 + \sigma_1 + \sigma_2$, where $(\sigma_0, \sigma_1, \sigma_2)$ correspond to the SM contribution, the interference contribution, and the squared contribution, respectively. The cross section terms (σ_1, σ_2) are contributed by the form factors and take the following

\sqrt{s}	13 TeV ($\ell\bar{\ell}$)			13 TeV ($\ell\bar{\ell}, \nu\bar{\nu}$)			100 TeV ($\ell\bar{\ell}$)			100 TeV ($\ell\bar{\ell}, \nu\bar{\nu}$)		
$\mathcal{L}(\text{ab}^{-1})$	0.14	0.3	3	0.14	0.3	3	3	10	30	3	10	30
$\Lambda_{\tilde{B}W}(\text{TeV})$	1.3	1.4	1.6	1.4	1.5	1.7	5.4	5.9	6.5	5.9	6.5	7.0
$\Lambda_{G-}(\text{TeV})$	1.1	1.1	1.3	1.2	1.2	1.4	4.5	4.9	5.4	4.9	5.4	5.8
$\Lambda_{C+}(\text{TeV})$	1.4	1.4	1.7	1.5	1.6	1.8	5.7	6.3	6.8	6.2	6.8	7.4

Table 4: *Sensitivity reaches on the new physics scales of the nTGC operators ($\mathcal{O}_{\tilde{B}W}, \mathcal{O}_{G-}, \mathcal{O}_{C+}$) at the 2σ level, as obtained from analyzing the reactions $q\bar{q} \rightarrow Z\gamma \rightarrow \ell\bar{\ell}\gamma$ and $q\bar{q} \rightarrow Z\gamma \rightarrow \nu\bar{\nu}\gamma$ at the LHC(13 TeV) and the pp (100 TeV) collider, with the indicated integrated luminosities. The third and fifth columns indicated by ($\ell\bar{\ell}, \nu\bar{\nu}$) present the combined limits including both the charged-lepton and neutrino final states.*

expressions:

$$\sigma_1 = \frac{e^2 Q q_L T_3 (\hat{s} - M_Z^2)}{4\pi v^2 \hat{s}} h_4 - \frac{e^2 Q (q_L x_L^Z - q_R x_R^Z) (\hat{s}^2 - M_Z^4)}{4\pi v^2 \hat{s}^2} h_3^Z + \frac{e^2 c_W Q (q_L x_L^A - q_R x_R^A) (\hat{s}^2 - M_Z^4)}{4\pi s_W v^2 \hat{s}^2} h_3^A, \quad (4.13)$$

and

$$\sigma_2 = \sigma_2^{44} + \sigma_{2Z}^{33} + \sigma_{2A}^{33} + \sigma_{2Z}^{43} + \sigma_{2A}^{43} + \sigma_{2ZA}^{33}, \quad (4.14a)$$

$$\sigma_2^{44} = \frac{e^4 T_3^2 (\hat{s} + M_Z^2) (\hat{s} - M_Z^2)^3}{768 \pi s_W^2 c_W^2 M_Z^8 \hat{s}} (h_4)^2, \quad (4.14b)$$

$$\sigma_{2Z}^{33} = \frac{e^4 [Q^2 s_W^4 + (T_3 - Q s_W^2)^2] (\hat{s} + M_Z^2) (\hat{s} - M_Z^2)^3}{192 \pi s_W^2 c_W^2 M_Z^6 \hat{s}^2} (h_3^Z)^2, \quad (4.14c)$$

$$\sigma_{2A}^{33} = \frac{e^4 Q^2 (\hat{s} + M_Z^2) (\hat{s} - M_Z^2)^3}{96 \pi M_Z^6 \hat{s}^2} (h_3^A)^2, \quad (4.14d)$$

$$\sigma_{2Z}^{43} = -\frac{e^4 T_3 (T_3 - Q s_W^2) (\hat{s} - M_Z^2)^3}{96 \pi s_W^2 c_W^2 M_Z^6 \hat{s}} h_4 h_3^Z, \quad (4.14e)$$

$$\sigma_{2A}^{43} = -\frac{e^4 Q T_3 (\hat{s} - M_Z^2)^3}{96 \pi s_W c_W M_Z^6 \hat{s}} h_4 h_3^A, \quad (4.14f)$$

$$\sigma_{2ZA}^{33} = \frac{e^4 Q (T_3 - 2Q s_W^2) (\hat{s} + M_Z^2) (\hat{s} - M_Z^2)^3}{96 \pi s_W c_W M_Z^6 \hat{s}^2} h_3^Z h_3^A, \quad (4.14g)$$

where the coefficients $(q_L, q_R) = (T_3 - Q s_W^2, -Q s_W^2)$ denote the (left, right)-handed gauge couplings between the quarks and Z boson. The form factor h_3^Z is contributed by the operator $\mathcal{O}_{\tilde{B}W}$ as in Eq.(3.6b) and the coupling coefficients $(x_L^Z, x_R^Z) = (T_3 - Q s_W^2, -Q s_W^2)$ are given by Eq.(2.16b), while the form factor h_3^A is contributed by the operator \mathcal{O}_{G-} as in Eq.(3.6c) and the coupling coefficients $(x_L^A, x_R^A) = -Q s_W^2 (1, 1)$ are given by Eq.(2.16a). Inspecting Eqs.(4.13)-(4.14), we find that the cross section terms (σ_1, σ_2) have the following scaling behaviors in the high energy limit:

$$\sigma_1 = O(\hat{s}^0)h_4 + O(\hat{s}^0)h_3^Z + O(\hat{s}^0)h_3^A, \quad (4.15a)$$

$$\sigma_2 = O(\hat{s}^3)(h_4)^2 + O(\hat{s}^2)(h_3^V)^2 + O(\hat{s}^2)(h_4h_3^V) + O(\hat{s}^2)(h_3^Zh_3^A), \quad (4.15b)$$

where we have used the notation $V=Z, A$.

If we consider instead the conventional parametrization (3.1) with the nTGC form factors (h_3^V, h_4^V) only, we would obtain their contributions to the total cross section $\tilde{\sigma}(Z\gamma) = \sigma_0 + \tilde{\sigma}_1 + \tilde{\sigma}_2$. The form factors h_3^V are not subject to the constraints (3.4) imposed by the dimension-8 nTGC operators of the SMEFT, so they contribute to $(\tilde{\sigma}_1, \tilde{\sigma}_2)$ in the same way as in our Eqs.(4.13)-(4.14). However, the h_4^V contributions to the interference and squared cross sections $(\tilde{\sigma}_1, \tilde{\sigma}_2)$ have vital differences from Eqs.(4.13)-(4.15). For simplicity of illustration, we set $h_3^V=0$ and express the h_4^V contributions to $(\tilde{\sigma}_1, \tilde{\sigma}_2)$ as follows:

$$\tilde{\sigma}_1(h_4^V) = \frac{e^4 Q(\hat{s} - M_Z^2)^2}{32\pi s_W^2 c_W^2 M_Z^4 \hat{s}} \left[-(q_L x_L^Z - q_R x_R^Z)h_4^Z + (q_L x_L^A - q_R x_R^A) \frac{c_W}{s_W} h_4^A \right], \quad (4.16a)$$

$$\tilde{\sigma}_2(h_4^V) = \frac{e^4 (\hat{s} - M_Z^2)^5}{768\pi s_W^2 c_W^2 M_Z^{10} \hat{s}} \left[X_{LR}^{ZZ}(h_4^Z)^2 + X_{LR}^{AA} \frac{c_W^2}{s_W^2} (h_4^A)^2 - 2X_{LR}^{ZA} \frac{c_W}{s_W} (h_4^Z h_4^A) \right], \quad (4.16b)$$

where we have defined the notations

$$X_{LR}^{ZZ} \equiv (x_L^Z)^2 + (x_R^Z)^2, \quad X_{LR}^{AA} \equiv (x_L^A)^2 + (x_R^A)^2, \quad X_{LR}^{ZA} \equiv x_L^Z x_L^A + x_R^Z x_R^A. \quad (4.17)$$

Taking the high-energy limit, we find that the cross sections $(\tilde{\sigma}_1, \tilde{\sigma}_2)$ scale as follows:

$$\tilde{\sigma}_1(h_4^V) = O(\hat{s})h_4^Z + O(\hat{s})h_4^A, \quad (4.18a)$$

$$\tilde{\sigma}_2(h_4^V) = O(\hat{s}^4)(h_4^Z)^2 + O(\hat{s}^4)(h_4^A)^2 + O(\hat{s}^4)(h_4^Z h_4^A). \quad (4.18b)$$

Comparing Eq.(4.18) with Eq.(4.15), we see that the h_4^V contributions to the cross sections $(\tilde{\sigma}_1, \tilde{\sigma}_2)$ in the conventional form factor parametrization (3.1) have an additional high-energy factor of s^1 beyond the h_4 contributions to (σ_1, σ_2) in our improved parametrization (3.5).

We present in Table 5 the sensitivities of probes of the form factor parameters h_i^V at the LHC (13 TeV) and a 100 TeV pp collider (marked in blue), with the indicated integrated luminosities. We recall that the form factors and dimension-8 operators are connected via Eq.(3.6). We find that the most sensitive probes are those of the form factor h_4 , which is generated by the nTGC operator \mathcal{O}_{G+} . The sensitivities of probes of h_3^Z (via the operator $\mathcal{O}_{\tilde{B}W}$) and h_3^A (via the operator \mathcal{O}_{G-}) are smaller. In the case of h_4 , we present in the third row the sensitivities obtained from the interference contributions using the observable \mathbb{O}_1 of Eq.(4.7), and in the fourth row the sensitivities from the squared contributions. The sensitivity limits in the third row are not improved by including the invisible decays of $Z \rightarrow \nu\bar{\nu}$ because the angular distribution of ϕ_* cannot be measured for the invisible channel. We see that the

\sqrt{s}	13 TeV ($\ell\bar{\ell}$)			13 TeV ($\ell\bar{\ell}, \nu\bar{\nu}$)		
$\mathcal{L}(\text{ab}^{-1})$	0.14	0.3	3	0.14	0.3	3
$ h_4(\mathbb{O}_1) \times 10^5$	3.7 (11)	2.4 (7.1)	0.72 (1.9)	3.7 (11)	2.4 (7.1)	0.72 (1.9)
$ h_4 \times 10^6$	11 (21)	8.5 (16)	4.3 (7.3)	7.6 (14)	6.0 (11)	3.1 (5.3)
$ h_3^Z \times 10^4$	2.2 (3.9)	1.7 (3.0)	0.89 (1.5)	1.5 (2.7)	1.2 (2.2)	0.67 (1.1)
$ h_3^A \times 10^4$	2.5 (4.5)	2.0 (3.5)	1.0 (1.7)	1.8 (3.1)	1.4 (2.5)	0.77 (1.3)
\sqrt{s}	100 TeV ($\ell\bar{\ell}$)			100 TeV ($\ell\bar{\ell}, \nu\bar{\nu}$)		
$\mathcal{L}(\text{ab}^{-1})$	3	10	30	3	10	30
$ h_4(\mathbb{O}_1) \times 10^8$	2.2 (7.1)	1.1 (3.2)	0.60 (1.7)	2.2 (7.1)	1.1 (3.2)	0.60 (1.7)
$ h_4 \times 10^9$	4.7 (9.6)	3.0 (5.9)	2.1 (3.9)	3.1 (6.2)	2.1 (3.9)	1.5 (2.7)
$ h_3^Z \times 10^7$	7.0 (1.3)	4.7 (8.6)	3.4 (6.0)	4.9 (8.9)	3.4 (6.0)	2.5 (4.2)
$ h_3^A \times 10^7$	8.0 (15)	5.5 (10)	3.9 (6.9)	5.6 (10)	3.9 (6.9)	2.9 (4.9)

Table 5: Sensitivity reaches on the nTGC form factor parameters at the 2σ (black color) and 5σ (blue color) levels, as derived by analyzing the reactions $q\bar{q} \rightarrow Z\gamma \rightarrow \ell\bar{\ell}\gamma$ and $q\bar{q} \rightarrow Z\gamma \rightarrow \nu\bar{\nu}\gamma$ at the LHC (13 TeV) and the pp (100 TeV) collider, with the indicated integrated luminosities. In the third and ninth rows, the sensitivity limits for $|h_4(\mathbb{O}_1)|$ are derived by using the observable (4.7) from the interference contributions, whereas the $|h_4|$ limits in the fourth and tenth rows are derived including the squared contributions. The third and fifth columns marked ($\ell\bar{\ell}, \nu\bar{\nu}$) present the combined limits including both the charged-lepton and neutrino final states.

sensitivity bounds on $|h_4|$ in the fourth row are significantly stronger than those in the third row. This is because the squared contributions have stronger energy dependence and thus are enhanced. The sensitivities of probes to $|h_3^Z|$ and $|h_3^A|$ are shown in the last two rows of Table 5, and are found to be much weaker than the bounds on $|h_4|$ (third and fourth rows). We also see from Table 5 that the sensitivities of probes of these nTGC form factors at 100 TeV pp colliders are generally much stronger than those at the LHC by large factors of $O(10^2 - 10^3)$.

Next, we present in Table 6 a comparison of the 2σ sensitivities to the form factor h_4 defined in Eq.(3.5) (based on the SMEFT formulation and marked in red color, taken from Table 5) and the conventional form factors h_4^V in Eq.(3.1) (respecting only $U(1)_{\text{em}}$ and marked in blue color). These limits were derived by analyzing the reactions $q\bar{q} \rightarrow Z\gamma \rightarrow \ell\bar{\ell}\gamma$ and $q\bar{q} \rightarrow Z\gamma \rightarrow \nu\bar{\nu}\gamma$ at the LHC (13 TeV) and a 100 TeV pp collider, with the indicated integrated luminosities. We see that the sensitivities to the conventional form factor h_4^V (marked in blue color) are generally stronger than those of the SMEFT form factor h_4 (marked in red color) by large factors, ranging from $O(20)$ at the LHC to $O(10^2)$ at a 100 TeV pp collider. However, they are incorrect for the reasons discussed earlier. By comparing the energy-dependences of the h_4^V -induced cross sections between Eqs.(4.15) and (4.18), we have explicitly clarified why the sensitivity limits based on the conventional form factor parametrization (3.1) are superficially much stronger than those given by our improved form factor approach (3.5). The comparison of Table 6 demonstrates the importance of using our consistent form factor approach (3.5)

\sqrt{s}	13 TeV ($\ell\bar{\ell}$)			13 TeV ($\ell\bar{\ell}, \nu\bar{\nu}$)			\sqrt{s}	100 TeV ($\ell\bar{\ell}$)			100 TeV ($\ell\bar{\ell}, \nu\bar{\nu}$)		
$\mathcal{L}(\text{ab}^{-1})$	0.14	0.3	3	0.14	0.3	3	$\mathcal{L}(\text{ab}^{-1})$	3	10	30	3	10	30
$ h_4 \times 10^6$	11	8.5	4.3	7.6	6.0	3.1	$ h_4 \times 10^9$	4.8	3.0	2.1	3.1	2.1	1.5
$ h_4^Z \times 10^7$	5.9	4.6	2.3	4.1	3.2	1.7	$ h_4^Z \times 10^{11}$	3.3	2.1	1.5	2.2	1.5	1.0
$ h_4^A \times 10^7$	6.8	5.3	2.7	4.8	3.8	2.0	$ h_4^A \times 10^{11}$	3.8	2.5	1.7	2.5	1.7	1.2

Table 6: Comparisons of the 2σ sensitivities to the form factor h_4 formulated in the SMEFT (marked in red color) and the conventional form factors h_4^V respecting only $U(1)_{\text{em}}$ (marked in blue color), derived from analyses of the reactions $q\bar{q} \rightarrow Z\gamma \rightarrow \ell\bar{\ell}\gamma$ and $q\bar{q} \rightarrow Z\gamma \rightarrow \nu\bar{\nu}\gamma$ at the LHC (13 TeV) and a 100 TeV pp collider, with the indicated integrated luminosities. As discussed in the text, the form-factor limits are included for illustration only, as they do not respect the full SM gauge symmetry, and hence cannot be considered valid.

based on the fully gauge-invariant SMEFT formulation.

4.5 Correlations between the nTGC Sensitivities at Hadron Colliders

In this Section, we analyze the correlations between the sensitivities of probes of the nTGCs at hadron colliders using both the dimension-8 SMEFT operator approach and the improved formulation of the form factors presented earlier.

We first analyze the correlations of sensitivity reaches between each pair of the nTGC form factors (h_4, h_3^Z) , (h_4, h_3^A) , and (h_3^Z, h_3^A) at the LHC (13 TeV) and a 100-TeV pp collider. We compute the contributions of a given pair of form factors to the following global χ^2 function:

$$\chi^2 = \sum_{\text{bin}} \frac{S_{\text{bin}}^2}{B_{\text{bin}}} = \sum_{\text{bin}} \frac{(\sigma^{\text{bin}} - \sigma_0^{\text{bin}})^2}{\sigma_0^{\text{bin}}} \times (\mathcal{L} \times \epsilon) = \sum_{\text{bin}} \frac{(\sigma_1^{\text{bin}} + \sigma_2^{\text{bin}})^2}{\sigma_0^{\text{bin}}} \times (\mathcal{L} \times \epsilon), \quad (4.19)$$

where σ_0^{bin} is the SM contribution, and $(\sigma_1^{\text{bin}}, \sigma_2^{\text{bin}})$ are the (interference, squared) terms of the form factor contributions. These cross sections are computed for each bin and then summed up. We minimize the χ^2 function (4.19) for each pair of form factors at each hadron collider with a given integrated luminosity \mathcal{L} , assuming an ideal detection efficiency $\epsilon = 1$.

We present our findings in Fig. 4. Panels (a) and (b) show the correlation contours of the form factors (h_4, h_3^Z) (solid curve) and (h_4, h_3^A) (dashed curve) at the 2σ level, and panels (c) and (d) depict the correlation contours of the form factors (h_3^Z, h_3^A) at the 2σ level. Panels (a) and (c) show the correlation contours for the LHC with different integrated luminosities $\mathcal{L} = (140, 300, 3000) \text{fb}^{-1}$ (marked by the blue, green, and red curves, respectively), and panels (b) and (d) depict the correlation contours for a 100 TeV pp collider with different integrated luminosities $\mathcal{L} = (3, 10, 30) \text{ab}^{-1}$ (marked by the blue, green, and red curves, respectively).

Inspecting Figs. 4(a) and (b), we see that the elliptical contours have their long axes nearly aligned with the vertical axis of h_3^V . This can be understood by analyzing the structure of the χ^2 function (4.19). We see from Eq. (4.19), noting that the squared term σ_2 in Eq. (4.15b)

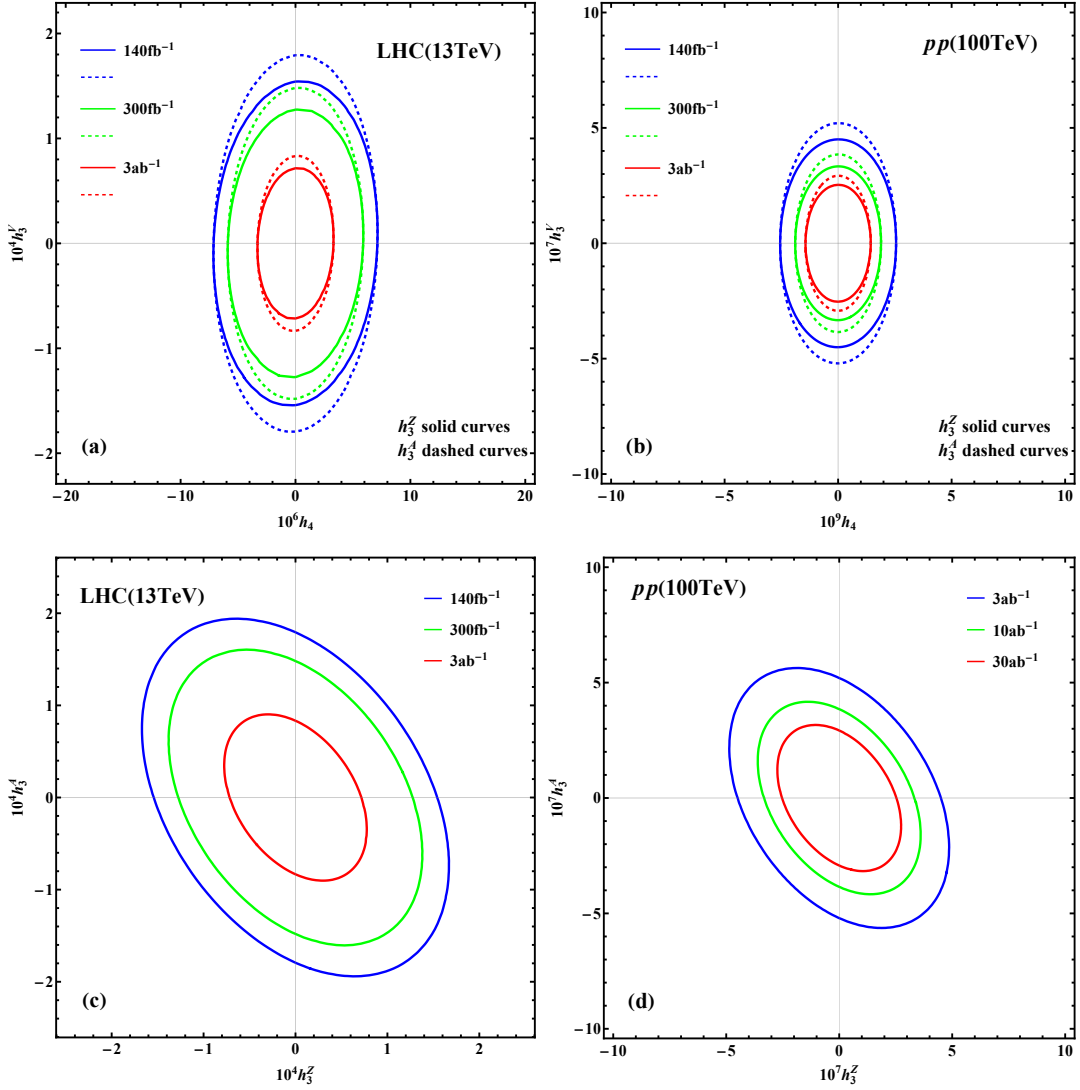


Figure 4: Correlation contours at the 2σ level of the sensitivity reaches for the indicated pairs of $nTGC$ form factors at the LHC (13 TeV) [panels (a) and (c)] and a 100-TeV pp collider [panels (b) and (d)]. Panels (a) and (b) show the correlation contours of (h_4, h_3^Z) (solid curves) and (h_4, h_3^A) (dashed curves), and panels (c) and (d) depict the correlation contours of (h_3^Z, h_3^A) .

dominates over the interference term σ_1 , that we have $\chi^2 \sim (\sigma_2)^2/\sigma_0$, where the SM cross section scales as $\sigma_0 \propto \hat{s}^{-1}$ according to Eq.(2.12). Using Eqs.(4.14) and (4.15b), we can express the scaling behavior of σ_2 as follows:

$$\sigma_2 = \bar{\sigma}_2^{44} \bar{s}^3 (h_4)^2 + \bar{\sigma}_{2V}^{33} \bar{s}^2 (h_3^V)^2 + \bar{\sigma}_{2V}^{43} \bar{s}^2 (h_4 h_3^V) + \bar{\sigma}_{2ZA}^{33} \bar{s}^2 (h_3^Z h_3^A), \quad (4.20)$$

where $\bar{s} = \hat{s}/M_Z^2$ is a dimensionless scaled energy factor and $\bar{\sigma}_2^{ij}$ denotes the coefficient of each leading cross-section term in Eq.(4.14) in the high-energy expansion. Thus, we can estimate as follows the leading energy dependences of the contributions of (h_4, h_3^V) to the χ^2 function,

which are relevant to the correlation contours of Figs.4(a)-(b):

$$\begin{aligned}\chi^2 &\sim (\sigma_2)^2/\sigma_0 \sim [\bar{s}^3 \bar{\sigma}_2^{44} (h_4)^2 + \bar{s}^2 \bar{\sigma}_{2V}^{33} (h_3^V)^2 + \bar{s}^2 \bar{\sigma}_{2V}^{43} (h_4 h_3^V)]^2 \bar{s}/\bar{\sigma}_0 \\ &\sim b_1 \bar{s}^7 (h_4)^4 + b_2 \bar{s}^5 (h_3^V)^4 + b_3 \bar{s}^6 (h_4 h_3^V)^2 + b_4 \bar{s}^6 (h_4)^3 h_3^V + b_5 \bar{s}^5 h_4 (h_3^V)^3,\end{aligned}\quad (4.21)$$

where $\sigma_0 = \bar{\sigma}_0/\bar{s}$, and $\{b_j\}$ ($j=1, 2, \dots, 5$) denote the energy-independent coefficients:

$$b_1 = (\bar{\sigma}_2^{44})^2, \quad b_2 = (\bar{\sigma}_{2V}^{33})^2, \quad b_3 = 2\bar{\sigma}_2^{44}\bar{\sigma}_{2V}^{33}, \quad b_4 = 2\bar{\sigma}_2^{44}\bar{\sigma}_{2V}^{43}, \quad b_5 = 2\bar{\sigma}_{2V}^{33}\bar{\sigma}_{2V}^{43}. \quad (4.22)$$

In evaluating the leading energy behaviors in Eq.(4.21) we use the cross section terms with all bins summed, and have dropped irrelevant overall factors such as $(\mathcal{L} \times \epsilon)$ and $1/\bar{\sigma}_0$.

The shape of each contour in Figs.4(a) and (b) is determined by the relative sizes of the coefficients in Eq.(4.21). For clarity, we define the rescaled coordinates $(x, y) = (\bar{s}^{7/4} h_4, \bar{s}^{5/4} h_3^V)$, in terms of which we can express the energy dependence of the χ^2 function (4.21) as follows:

$$\chi^2 \sim b_1 \bar{s}^0 x^4 + b_2 \bar{s}^0 y^4 + b_3 \bar{s}^0 x^2 y^2 + b_4 \bar{s}^{-\frac{1}{2}} x^3 y + b_5 \bar{s}^{-\frac{1}{2}} x y^3. \quad (4.23)$$

The first three terms in the χ^2 function are invariant under the \mathbb{Z}_2 transformations $x \rightarrow -x$ and $y \rightarrow -y$, but the last two terms are \mathbb{Z}_2 -odd. The deviation of the long axis of each χ^2 contour from the vertical axis is determined by the relative sizes and signs of the \mathbb{Z}_2 -odd terms $x^3 y$ and $x y^3$. We first note that the last two terms are strongly suppressed by the energy factor $1/\bar{s}^{1/2}$ relative to other terms in the high energy region. This is why the contours of Figs.4(a)-(b) are nearly orthogonal to the horizontal axis of h_4 . Since the χ^2 function (4.23) is a polynomial of (x, y) up to fourth powers of both x and y , it is rather involved to determine the equation for the long axis of the χ^2 contour. However, we can easily compute the slope of the contour at $x=0$, with which we can pin down the orientation of each contour on left- or right-hand side of the y (h_3^V) axis. We note that the contours are derived for a fixed value of χ^2 , so we have $d\chi^2/dx=0$, from which we can derive the slope $y'=dy/dx$. Thus, we compute the contour slope at $x=0$ as follows:

$$y'(0) = \left. \frac{dy}{dx} \right|_{x=0} = -\frac{b_5}{4b_2} \bar{s}^{-\frac{1}{2}} = -\frac{\bar{\sigma}_{2V}^{43}}{2\bar{\sigma}_{2V}^{33}} \bar{s}^{-\frac{1}{2}}, \quad (4.24)$$

where in the last step we have used Eq.(4.22). In the above, $(\bar{\sigma}_{2V}^{33}, \bar{\sigma}_{2V}^{43})$ correspond to the leading-energy terms of the cross sections (4.14c)-(4.14d) and (4.14e)-(4.14f). From Eqs.(4.14c)-(4.14d) and Eqs.(4.14e)-(4.14f), we see that the cross section coefficients $\bar{\sigma}_{2V}^{33}$ of the leading energy terms are always positive and the cross section coefficients $\bar{\sigma}_{2V}^{43}$ of the leading energy terms are negative for any quark flavor. Hence we deduce $y'(0) > 0$ in Eq.(4.24), but it is suppressed by the large energy factor $1/\sqrt{\bar{s}}$. This means that the apex point of the contour (at which the slope $y'=0$) must lie on the right-hand side (RHS) of the y axis. These features explain why the orientations of the contours in Figs.4(a) and (b) are not only nearly vertical, but also are aligned slightly towards the upper-right direction. Moreover, the deviation of the

orientation of each contour from the vertical axis of Fig.4(b) is almost invisible because of the more severe suppression by the energy factor $1/\sqrt{s}$ at the 100-TeV pp collider than at the LHC.

We now consider the contours for the form factors (h_3^Z, h_3^A) in Figs.4(c) and (d). For this, we analyze the relevant leading energy terms in the cross section (4.20) that include the form factors (h_3^Z, h_3^A) and their products. We see that the orientations of all the contours in Figs.4(c) and (d) are aligned towards the upper-left direction, very different from the contours in Figs.4(a) and (b). This can be understood as follows. We find the following leading energy-dependent contributions to the χ^2 function (4.21):

$$\begin{aligned}\chi^2 &\sim (\sigma_2)^2/\sigma_0 \sim [\bar{s}^2 \bar{\sigma}_{2Z}^{33} (h_3^Z)^2 + \bar{s}^2 \bar{\sigma}_{2A}^{33} (h_3^A)^2 + \bar{s}^2 \bar{\sigma}_{2ZA}^{33} (h_3^Z h_3^A)]^2 \bar{s}/\bar{\sigma}_0 \\ &= [b_{21} (h_3^Z)^4 + b_{22} (h_3^A)^4 + b_6 (h_3^Z)^2 (h_3^A)^2 + b_7 (h_3^Z)^3 h_3^A + b_8 h_3^Z (h_3^A)^3] \bar{s}^5/\sigma_0 \\ &= [b_{21} x^4 + b_{22} y^4 + b_6 x^2 y^2 + b_7 x^3 y + b_8 x y^3] \bar{s}^5/\sigma_0,\end{aligned}\tag{4.25}$$

where the coefficients are

$$b_{21} = (\bar{\sigma}_{2Z}^{33})^2, \quad b_{22} = (\bar{\sigma}_{2A}^{33})^2, \quad b_6 = 2\bar{\sigma}_{2Z}^{33}\bar{\sigma}_{2A}^{33} + (\bar{\sigma}_{2ZA}^{33})^2, \quad b_7 = 2\bar{\sigma}_{2Z}^{33}\bar{\sigma}_{2ZA}^{33}, \quad b_8 = 2\bar{\sigma}_{2A}^{33}\bar{\sigma}_{2ZA}^{33}, \tag{4.26}$$

and in the last line of Eq.(4.25) we have used the notations $(x, y) = (h_3^Z, h_3^A)$. We see in this last expression for the χ^2 function that the first three terms are invariant under the \mathbb{Z}_2 transformations $x \rightarrow -x$ (or, $y \rightarrow -y$), but the other two terms are \mathbb{Z}_2 -odd. Hence the deviation of the long axis of each χ^2 contour from the vertical axis is determined by the relative sizes and signs of the \mathbb{Z}_2 -odd terms $x^3 y$ and $x y^3$. Since all terms of Eq.(4.25) have the same leading energy-dependence, we expect the correlation between (h_3^Z, h_3^A) to be large. This is indeed the case, as shown by the χ^2 contours in Figs.4(c) and (d). We can further understand why the correlation between (h_3^Z, h_3^A) is nearly maximal and all the contours of Figs.4(c) and (d) are oriented towards the upper-left direction, contrary to the case of Figs.4(a) and (b) as discussed around Eqs.(4.20)-(4.24). Since the contours are derived for a fixed value of χ^2 , we have $d\chi^2/dx = 0$, from which we can derive the slope $y' = dy/dx$. Thus, we compute the slope of each χ^2 contour at $x = 0$ as follows:

$$y'(0) = \left. \frac{dy}{dx} \right|_{x=0} = -\frac{b_8}{4b_{22}} = -\frac{\bar{\sigma}_{2ZA}^{33}}{2\bar{\sigma}_{2A}^{33}}, \tag{4.27}$$

where in the last step we have used the expressions for (b_{22}, b_8) given in Eq.(4.26). We note that the terms $(\bar{\sigma}_{2A}^{33}, \bar{\sigma}_{2ZA}^{33})$ in Eq.(4.27) correspond to the leading-energy terms of the cross sections (4.14d) and (4.14g). We find that the cross section coefficients $(\bar{\sigma}_{2A}^{33}, \bar{\sigma}_{2ZA}^{33})$ of the leading energy terms always take the same sign for both up-type and down-type quarks. Hence we can deduce $y'(0) < 0$ and $|y'(0)| = O(1)$ in Eq.(4.27), since there is no extra suppression by large energy factors. Using the fact that $y'(0) < 0$, we infer that the apex point of the contour (at which the

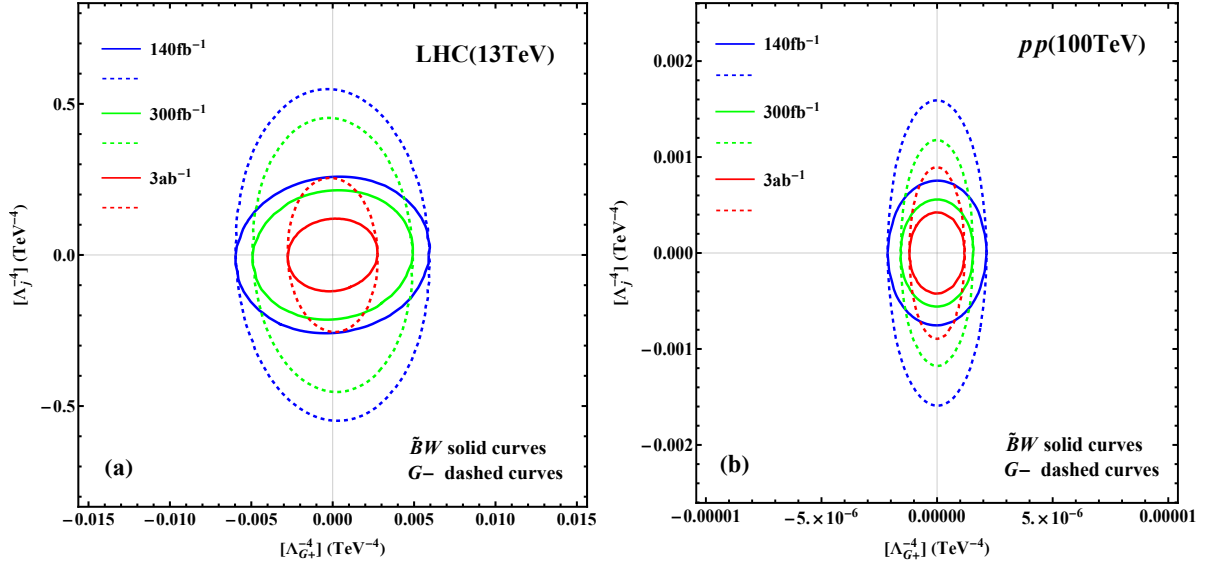


Figure 5: Correlation contours at the 2σ level of the sensitivity reaches for the indicated pairs of n TGC operators at the LHC (13 TeV) [panel (a)] and a 100-TeV pp collider [panel (b)]. Panels (a) and (b) show the correlation contours of $(\mathcal{O}_{G+}, \mathcal{O}_{\tilde{B}W})$ (solid curves) and $(\mathcal{O}_{G+}, \mathcal{O}_{G-})$ (dashed curves).

slope $y' = 0$) must lie on the left-hand-side (LHS) of the y (h_3^A) axis. These features explain why the χ^2 contours of Figs. 4(c) and (d) are all oriented towards the upper-left quadrant.

We now consider the n TGC formulation using the dimension-8 SMEFT operators as in Section 2 and study the correlations of sensitivity reaches between each pair of dimension-8 n TGC operators. We study first the correlations between the operators $(\mathcal{O}_{G+}, \mathcal{O}_{\tilde{B}W})$ and $(\mathcal{O}_{G+}, \mathcal{O}_{G-})$. Using the relations in Eq.(3.6), we set $x = r_4 \bar{x} = \bar{s}^{7/4} r_4 [\Lambda_{G+}^{-4}]$ and $y = r_3^V \bar{y} = \bar{s}^{5/4} r_3^V [\Lambda_V^{-4}]$, where $(\Lambda_Z^{-4}, \Lambda_A^{-4}) \equiv (\Lambda_{\tilde{B}W}^{-4}, \Lambda_{G-}^{-4})$. Then, we can express the χ^2 function (4.23) as follows:

$$\begin{aligned} \chi^2 \sim & b_1 \bar{s}^0 (r_4 \bar{x})^4 + b_2 \bar{s}^0 (r_3^V \bar{y})^4 + b_3 \bar{s}^0 (r_4 r_3^V)^2 (\bar{x} \bar{y})^2 \\ & + b_4 \bar{s}^{-\frac{1}{2}} (r_4^3 r_3^V) (\bar{x}^3 \bar{y}) + b_5 \bar{s}^{-\frac{1}{2}} r_4 (r_3^V)^3 (\bar{x} \bar{y}^3). \end{aligned} \quad (4.28)$$

Then, using the condition $d\chi^2/dx = 0$, we can evaluate the slope of the χ^2 contour $y' = dy/dx$ at $x=0$ and derive:

$$\bar{y}'(0) = \frac{r_4}{r_3^V} y'(0) = -\frac{r_4 \bar{\sigma}_{2V}^{43}}{2 r_3^V \bar{\sigma}_{2V}^{33}} \bar{s}^{-\frac{1}{2}}, \quad (4.29)$$

where $y'(0)$ is given by Eq.(4.24), and we have $r_4/r_3^Z = 2 > 0$ and $r_4/r_3^A = -2c_W/s_W < 0$. Similarly to the proof below Eq.(4.24) that $y'(0) > 0$, we can deduce that $\bar{y}'(0) > 0$ for the r_3^Z of $\mathcal{O}_{\tilde{B}W}$ and $\bar{y}'(0) < 0$ for the r_3^A of \mathcal{O}_{G-} . This explains why the orientations of the correlation contours (solid curves) of $(\mathcal{O}_{G+}, \mathcal{O}_{\tilde{B}W})$ in Fig. 5 are slightly aligned towards to the right-hand-side of the vertical axis, while the orientations of the correlation contours (dashed curves) of $(\mathcal{O}_{G+}, \mathcal{O}_{G-})$ in Fig. 5 are slightly aligned towards to the left-hand-side of the vertical axis. Their deviations from the vertical axis are rather small due to the energy suppression factor $1/\sqrt{\bar{s}}$ and they become even smaller for the contours of Fig. 5(b) at a 100 TeV pp collider, as expected.

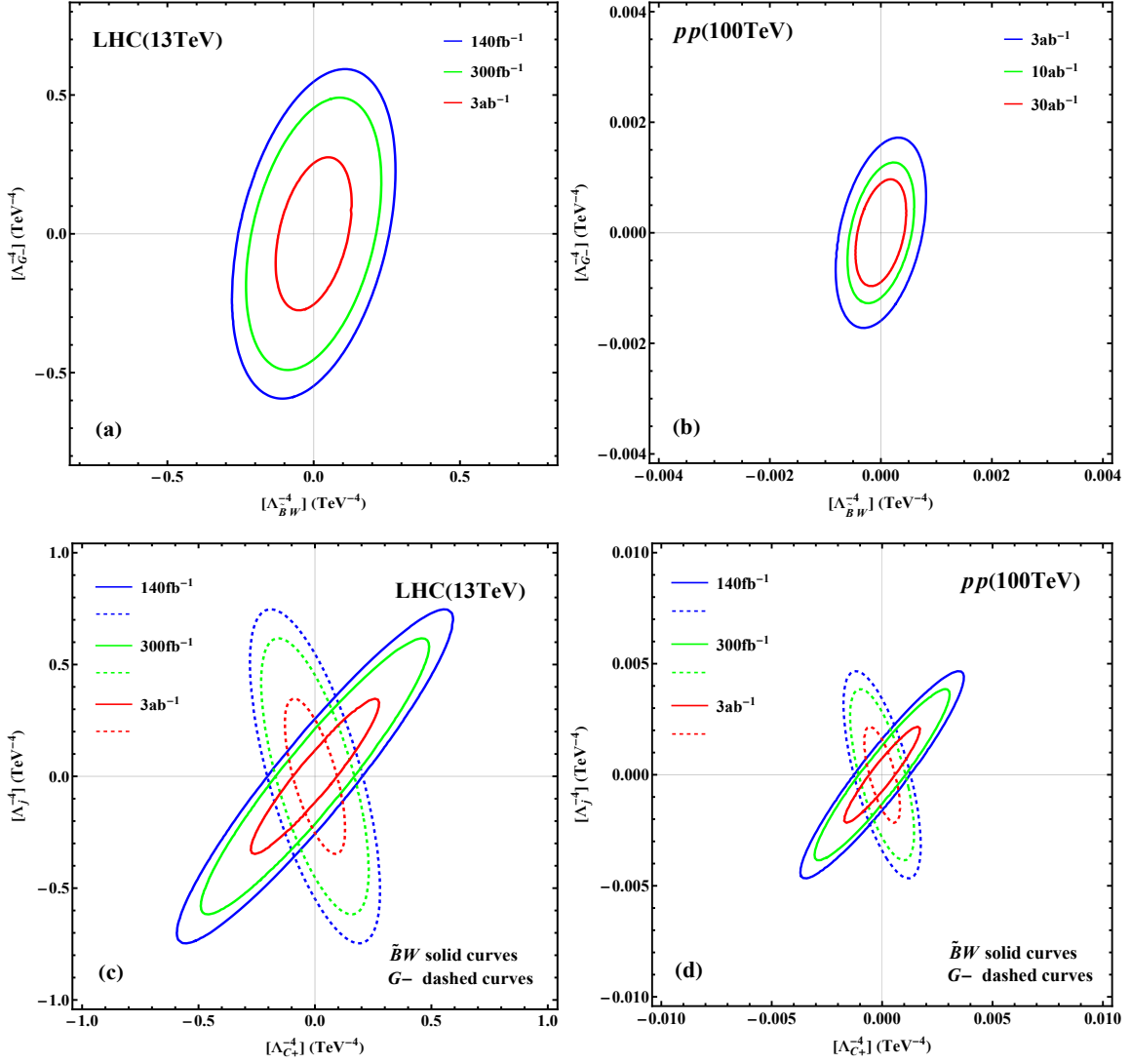


Figure 6: Correlation contours at the 2σ level of sensitivity reaches for the indicated pairs of nTGC operators at the LHC (13 TeV) [panels (a) and (c)] and a 100-TeV pp collider [panels (b) and (d)]. Panels (a) and (b) show the correlation contours of $(\mathcal{O}_{\tilde{B}W}, \mathcal{O}_{G-})$, whereas panels (c) and (d) depict the correlation contours of $(\mathcal{O}_{C+}, \mathcal{O}_{\tilde{B}W})$ (solid curves) and $(\mathcal{O}_{C+}, \mathcal{O}_{G-})$ (dashed curves).

Next we analyze the correlations between the nTGC operators $(\mathcal{O}_{\tilde{B}W}, \mathcal{O}_{G-})$. For this, using the relation (3.6) and defining $(x, y) = (r_3^Z \bar{x}, r_3^A \bar{y})$ with $(\bar{x}, \bar{y}) = ([\Lambda_{\tilde{B}W}^{-4}], [\Lambda_{G-}^{-4}])$, we can express Eq.(4.25) as follows:

$$\chi^2 \sim [b_{21}(r_3^Z \bar{x})^4 + b_{22}(r_3^A \bar{y})^4 + b_6(r_3^Z r_3^A)^2 (\bar{x} \bar{y})^2 + b_7(r_3^Z)^3 r_3^A (\bar{x}^3 \bar{y}) + b_8 r_3^Z (r_3^A)^3 (\bar{x} \bar{y}^3)] \bar{s}^5 / \sigma_0, \quad (4.30)$$

From this, we can evaluate the slope of the χ^2 contour $y' = dy/dx$ at $x=0$ and derive:

$$\bar{y}'(0) = \frac{r_3^A}{r_3^Z} y'(0) = -\frac{r_3^A \bar{\sigma}_{2ZA}^{33}}{2 r_3^Z \bar{\sigma}_{2A}^{33}}. \quad (4.31)$$

where the slope $y'(0)$ is given by Eq.(4.27) and $y'(0) < 0$. Because $r_3^A/r_3^Z < 0$ as in Eq.(3.7b), we deduce that the slope $\bar{y}'(0) > 0$. This explains why the correlation contours of $(\mathcal{O}_{\tilde{B}W}, \mathcal{O}_{G-})$

in Figs. 6(a) and (b) have their orientations aligned towards the upper-right quadrant and their deviations from the vertical axis are significant because the slope (4.31) is a constant and does not receive any energy-suppression, unlike the case of Eq.(4.29) and Fig. 5.

Finally, we examine the correlations of the fermionic contact operator \mathcal{O}_{C+} with the nTGC operators $\mathcal{O}_{\tilde{B}W}$ and \mathcal{O}_{G-} , respectively. Since the operator \mathcal{O}_{C+} is a combination of the other two operators $\mathcal{O}_{C+} = \mathcal{O}_{G-} - \mathcal{O}_{\tilde{B}W}$ given by the equation of motions (2.3a), it is connected to both of the form factors (h_3^Z, h_3^A) , which would complicate the correlation analysis if one still used the form factor formulation (4.14). Instead, we analyze directly the contributions of the operators $(\mathcal{O}_{C+}, \mathcal{O}_{G-}, \mathcal{O}_{\tilde{B}W})$ to the helicity amplitudes (2.8)-(2.9). As shown by Eq.(2.9), the operator \mathcal{O}_{C+} only has a nonzero left-handed coupling $c'_{L(C+)} = -T_3$. So for examining its correlations with \mathcal{O}_{G-} and $\mathcal{O}_{\tilde{B}W}$, the contributions of \mathcal{O}_{G-} and $\mathcal{O}_{\tilde{B}W}$ from the left-handed-quark couplings $c'_{L(G-)}$ and $c'_{L(\tilde{B}W)}$ play the key role. Thus, we can express as follows the relevant helicity amplitudes (2.8)-(2.9) containing left-handed (right-handed) initial-state quarks:

$$\begin{aligned}\mathcal{T}_{8L} &= \overline{\mathcal{T}}_{8L} \times \{c'_{L(C+)}[\Lambda_{C+}^{-4}] + c'_{L(\tilde{B}W)}[\Lambda_{\tilde{B}W}^{-4}] + c'_{L(G-)}[\Lambda_{G-}^{-4}]\} \\ &\equiv \overline{\mathcal{T}}_{8L}(f_{L0}x + f_{L1}y_1 + f_{L2}y_2),\end{aligned}\tag{4.32a}$$

$$\mathcal{T}_{8R} = \overline{\mathcal{T}}_{8R} \times \{c'_{R(\tilde{B}W)}[\Lambda_{\tilde{B}W}^{-4}] + c'_{R(G-)}[\Lambda_{G-}^{-4}]\} \equiv \overline{\mathcal{T}}_{8R}(f_{R1}y_1 + f_{R2}y_2),\tag{4.32b}$$

where $\overline{\mathcal{T}}_{8L}$ (or $\overline{\mathcal{T}}_{8R}$) is the remaining common part of the helicity amplitudes (2.8)-(2.9) after separating out the coupling c'_{Lj} (or c'_{Rj}) and the cutoff factor $[\Lambda_j^{-4}]$. In the above, we have defined $(x, y_1, y_2) = ([\Lambda_{C+}^{-4}], [\Lambda_{\tilde{B}W}^{-4}], [\Lambda_{G-}^{-4}])$ and

$$f_{L0} = c'_{L(C+)} = -T_3, \quad f_{L1} = c'_{L(\tilde{B}W)} = T_3 - Qs_W^2, \quad f_{L2} = c'_{L(G-)} = -Qs_W^2,\tag{4.33a}$$

$$f_{R1} = c'_{R(\tilde{B}W)} = -Qs_W^2, \quad f_{R2} = c'_{R(G-)} = c'_{L(G-)} = f_{L2} \equiv f_2.\tag{4.33b}$$

We deduce from Eq.(4.32a) the cross section σ_2 of the squared part of the dimension-8 contributions:

$$\sigma_2 = (f_{L0}x + f_{L1}y_1 + f_{L2}y_2)^2 \langle |\overline{\mathcal{T}}_{8L}|^2 \rangle + |f_{R1}y_1 + f_{R2}y_2|^2 \langle |\overline{\mathcal{T}}_{8R}|^2 \rangle,\tag{4.34}$$

where we have defined the notations $\langle |\overline{\mathcal{T}}_{8L}|^2 \rangle = \int_{\text{PS}} |\overline{\mathcal{T}}_{8L}|^2$ and $\langle |\overline{\mathcal{T}}_{8R}|^2 \rangle = \int_{\text{PS}} |\overline{\mathcal{T}}_{8R}|^2$ with \int_{PS} denoting the phase space integration for the final state. We can further deduce the equality $\langle |\overline{\mathcal{T}}_{8L}|^2 \rangle = \langle |\overline{\mathcal{T}}_{8R}|^2 \rangle \equiv \langle |\overline{\mathcal{T}}_8|^2 \rangle$, given by squared term of the cross section (2.15).

Then, the χ^2 function is given by

$$\chi^2 \sim \sigma_2^2 / \sigma_0 = [(f_{L0}x + f_{L1}y_1 + f_{L2}y_2)^2 + (f_{R1}y_1 + f_{R2}y_2)^2]^2 \langle |\overline{\mathcal{T}}_8|^2 \rangle \sigma_0^{-1},\tag{4.35}$$

For a fixed χ^2 value, we have $d\chi^2/dx = 0$, from which we can obtain the slope $y'_1 = dy_1/dx$ or $y'_2 = dy_2/dx$. For the 2-dimensional correlation contour of (x, y_1) or (x, y_2) , we compute

respectively at $x=0$ the slope y'_1 (by setting $y_2=0$) and the slope y'_2 (by setting $y_1=0$):

$$y'_1(0) = -\frac{f_{L0}/f_{L1}}{1+(f_{R1}/f_{L1})^2} = -\frac{c'_{L(C+)}/c'_{L(\tilde{B}W)}}{1+(f_{R1}/f_{L1})^2} > 0, \quad (4.36a)$$

$$y'_2(0) = -\frac{f_{L0}}{2f_2} = -\frac{c'_{L(C+)}}{2c'_{L(G-)}} < 0. \quad (4.36b)$$

The fact that $y'_1(0) > 0$ explains why in Figs. 6(c) and (d) the correlation contours of $(\mathcal{O}_{C+}, \mathcal{O}_{\tilde{B}W})$ (solid curves) have their orientations aligned towards the right-hand-side of the vertical axis, while $y'_2(0) < 0$ explains why the correlation contours of $(\mathcal{O}_{C+}, \mathcal{O}_{G-})$ (dashed curves) are aligned towards the left-hand-side of the vertical axis. Moreover, we note that the slopes in Eq.(4.36) are constant factors, with no energy-suppression. Hence, the correlations in the contours of Figs. 6(c) and (d) are large, in contrast to the case of Fig. 5 and Eq.(4.29).

5 Comparison with Probes of nTGCs at Lepton Colliders

In this Section we first summarize the sensitivity reaches of nTGC new physics scales at high-energy e^+e^- colliders found in our previous work [5]. Then we analyze the sensitivity reaches of the nTGC form factors at these e^+e^- colliders. Finally, we compare these sensitivity limits with those obtained for the hadron colliders as given in Section 4 of the present study.

At high-energy e^+e^- colliders, we found in Ref. [5] that the reaction $e^+e^- \rightarrow Z\gamma$ with hadronic decays $Z \rightarrow q\bar{q}$ gives greater sensitivity reach than the leptonic and invisible decays $Z \rightarrow \ell\bar{\ell}, \nu\bar{\nu}$. Therefore we choose for comparison the sensitivity reaches obtained using hadronic Z decays, and consider the e^+e^- collision energies $\sqrt{s} = (0.25, 0.5, 1, 3, 5)$ TeV with a benchmark integrated luminosities $\mathcal{L} = 5\text{ab}^{-1}$. These results are summarized in the upper half of Table 7 for the new physics scale Λ of each dimension-8 nTGC operator or related contact operator $(\mathcal{O}_{G+}, \mathcal{O}_{G-}, \mathcal{O}_{\tilde{B}W}, \mathcal{O}_{C+})$ at the 2σ level, where each entry has two limits which correspond to the (unpolarized, polarized) e^\pm beams. For the polarized e^\pm beams, we choose the benchmark polarizations $(P_L^e, P_R^e) = (0.9, 0.65)$. For comparison, we summarize in the lower half of Table 7 the sensitivity reaches of Λ via the reaction $pp(q\bar{q}) \rightarrow Z\gamma$ with $Z \rightarrow \ell\bar{\ell}, \nu\bar{\nu}$ at the LHC (13 TeV) and the 100 TeV pp collider, based on Tables 3 and 4 of Section 3.

From the comparison in Table 7, we see that the the sensitivity reaches for the nTGC operator \mathcal{O}_{G+} (and also the contact operator \mathcal{O}_{C-}) at the LHC (13 TeV) with integrated luminosities $\mathcal{L} = (0.14, 0.3, 3)\text{ab}^{-1}$ are higher than those of e^+e^- colliders with collision energies $\sqrt{s} = (250, 500)\text{GeV}$, and are comparable to those of an e^+e^- collider of energy $\sqrt{s} = 1\text{TeV}$, but much lower than that of the CLIC with $\sqrt{s} = (3-5)\text{TeV}$. On the other hand, the sensitivity reaches of the 100 TeV pp collider with an integrated luminosity $\mathcal{L} = 3\text{ab}^{-1}$ can surpass those of all the e^+e^- colliders with collision energies up to $(3-5)\text{TeV}$.

We consider next the other three dimension-8 operators $(\mathcal{O}_{G-}, \mathcal{O}_{\tilde{B}W}, \mathcal{O}_{C+})$. Table 7 shows

\sqrt{s} (TeV)	\mathcal{L} (ab ⁻¹)	Λ_{G+}	Λ_{G-}	$\Lambda_{\tilde{B}W}$	Λ_{C+}
e^+e^- (0.25)	5	(1.3, 1.6)	(0.9, 1.1)	(1.2, 1.3)	(1.2, 1.6)
e^+e^- (0.5)	5	(2.3, 2.7)	(1.3, 1.7)	(1.8, 1.9)	(1.8, 2.2)
e^+e^- (1)	5	(3.9, 4.7)	(1.9, 2.4)	(2.6, 2.6)	(2.6, 2.9)
e^+e^- (3)	5	(9.2, 11.0)	(3.3, 4.2)	(4.3, 4.5)	(4.4, 5.2)
e^+e^- (5)	5	(13.4, 15.9)	(4.4, 5.5)	(5.7, 5.9)	(5.7, 6.8)
LHC(13)	0.14	3.5	1.2	1.4	1.5
	0.3	3.8	1.2	1.5	1.6
	3	4.4	1.4	1.7	1.8
pp (100)	3	25	4.9	5.9	6.2
	10	27	5.4	6.5	6.8
	30	30	5.8	7.0	7.4

Table 7: Comparisons of 2σ sensitivities to the new physics scale Λ (in TeV) for each dimension-8 nTGC operator or related contact operator (\mathcal{O}_{G+} , \mathcal{O}_{G-} , $\mathcal{O}_{\tilde{B}W}$, \mathcal{O}_{C+}), for e^+e^- colliders of different collision energies, the LHC and the pp (100 TeV) collider. The reactions $e^-e^+ \rightarrow Z\gamma \rightarrow q\bar{q}\gamma$ and $pp(q\bar{q}) \rightarrow Z\gamma \rightarrow \ell\bar{\ell}\gamma, \nu\bar{\nu}\gamma$ are analyzed for the lepton and hadron colliders respectively. For the e^+e^- colliders, each entry corresponds to (unpolarized, polarized) e^\pm beams, where we choose the benchmark beam polarizations of e^\pm as $(P_L^e, P_R^e) = (0.9, 0.65)$.

that the LHC has sensitivities to Λ that are comparable to those of e^+e^- colliders with $\sqrt{s} = (250, 500)$ GeV, but are clearly lower than those of e^+e^- colliders with collision energies $\sqrt{s} \geq 1$ TeV. On the other hand, we find that the sensitivities of the 100 TeV pp collider with an integrated luminosity $\mathcal{L} = 3\text{ab}^{-1}$ are significantly greater than those of the e^+e^- colliders with energy $\sqrt{s} \leq 3$ TeV. Moreover, a 100 TeV pp collider with an integrated luminosity $\mathcal{L} = (10-30)\text{ab}^{-1}$ has sensitivities comparable to those of an e^+e^- collider with $\sqrt{s} = 5$ TeV, while a 100 TeV pp collider with an integrated luminosity of 30ab^{-1} would have higher sensitivities than an e^+e^- collider with $\sqrt{s} = 5$ TeV.

Next, we analyze the probes of nTGCs at e^+e^- colliders using the form factor formulation we described in Section 3. According to the relations we derived in Eq.(3.6), can translate our sensitivity reaches on the new physics scale Λ_j of each dimension-8 operator \mathcal{O}_j to that of the related form factor h_j^V . The corresponding sensitivities on the form factors (h_4, h_3^Z, h_3^A) are presented in the upper half of Table 8. For comparison, we also show the sensitivities of the LHC (13 TeV) and a 100 TeV pp collider in the lower half of Table 8.

We see from Table 8 that the LHC has sensitivities for the form factor $|h_4|$ that are higher than those of the e^+e^- colliders with $\sqrt{s} = (250, 500)$ GeV by a factor of $O(10-10^2)$, but has comparable sensitivities to that of an e^+e^- collider with $\sqrt{s} = 1$ TeV, whereas the LHC

\sqrt{s} (TeV)	\mathcal{L} (ab $^{-1}$)	$ h_4 $	$ h_3^Z $	$ h_3^A $
e^+e^- (0.25)	5	$(4.2, 1.8) \times 10^{-4}$	$(2.9, 2.1) \times 10^{-4}$	$(5.0, 2.2) \times 10^{-4}$
e^+e^- (0.5)	5	$(4.3, 2.2) \times 10^{-5}$	$(5.7, 4.5) \times 10^{-5}$	$(11, 3.9) \times 10^{-5}$
e^+e^- (1)	5	$(5.2, 2.4) \times 10^{-6}$	$(1.3, 1.2) \times 10^{-5}$	$(2.5, 1.0) \times 10^{-5}$
e^+e^- (3)	5	$(1.7, 0.82) \times 10^{-7}$	$(1.7, 1.4) \times 10^{-6}$	$(2.8, 1.0) \times 10^{-6}$
e^+e^- (5)	5	$(3.7, 1.9) \times 10^{-8}$	$(5.7, 4.9) \times 10^{-7}$	$(8.7, 8.0) \times 10^{-7}$
LHC(13)	0.14	7.6×10^{-6}	4.1×10^{-4}	4.8×10^{-4}
	0.3	6.0×10^{-6}	3.2×10^{-4}	3.8×10^{-4}
	3	3.1×10^{-6}	1.7×10^{-4}	2.0×10^{-4}
pp (100)	3	3.1×10^{-9}	4.9×10^{-7}	5.6×10^{-7}
	10	2.1×10^{-9}	3.4×10^{-7}	3.9×10^{-7}
	30	1.5×10^{-9}	2.5×10^{-7}	2.9×10^{-7}

Table 8: Sensitivity reaches on the $nTGC$ form factors at the 2σ level of e^+e^- colliders with different collision energies, compared with those of the LHC and the pp (100 TeV) collider. The reactions $e^-e^+ \rightarrow Z\gamma \rightarrow q\bar{q}\gamma$ and $pp(q\bar{q}) \rightarrow Z\gamma \rightarrow \ell\bar{\ell}\gamma, \nu\bar{\nu}\gamma$ are considered for the lepton and hadron colliders respectively. For the e^+e^- colliders, each entry corresponds to (unpolarized, polarized) e^\pm beams. As benchmarks for the e^\pm beam polarizations we assume $(P_L^e, P_R^e) = (0.9, 0.65)$.

sensitivities are lower than those of the e^+e^- colliders with $\sqrt{s} = (3 - 5)$ TeV by a factor of $O(10 - 10^2)$. On the other hand, a 100 TeV pp collider would have much higher sensitivities than all the e^+e^- colliders with $\sqrt{s} \leq 5$ TeV, by factors ranging from $O(10 - 10^5)$. We also see that a 100 TeV pp collider has a sensitivity for probing the form factor h_4 that is better than that of the LHC by a factor $O(10^3)$.

Similar features hold for the form factors (h_3^Z, h_3^A) , as can be seen by inspecting Table 8. We find that an e^+e^- collider of any given collision energy \sqrt{s} has comparable sensitivities for probes of (h_3^Z, h_3^A) , with the differences being less than a factor of 2. We see also that the sensitivities improve from $O(10^{-4})$ to $O(10^{-7})$ when the collider energy increases from $\sqrt{s} = 0.25$ TeV to 5 TeV. We further note that the LHC and 100 TeV pp colliders have comparable sensitivities to (h_3^Z, h_3^A) for any given integrated luminosity. When the integrated luminosity of the LHC (or the 100 TeV pp collider) increases over the range from $\mathcal{L} = (0.14 - 3)$ ab $^{-1}$ [or $\mathcal{L} = (3 - 30)$ ab $^{-1}$], we see that the sensitivities to the form factors (h_3^Z, h_3^A) increase by about a factor of 2. Comparing the sensitivity reaches of the e^+e^- and hadron colliders in Table 8, we find that the sensitivities of the LHC are comparable to those of a 0.25 TeV e^+e^- collider, but lower than those of e^+e^- colliders with $\sqrt{s} = (0.5 - 1)$ TeV by a factor of $O(10)$, and lower than those of e^+e^- colliders with $\sqrt{s} = (3 - 5)$ TeV by factors of $O(10^2 - 10^3)$. On the other hand, the sensitivities of the pp (100 TeV) collider for probing (h_3^Z, h_3^A) are generally higher than those of the 250 GeV e^+e^- collider by a factor of $O(10^3)$, higher than those of the 0.5 TeV to 1 TeV e^+e^- colliders by a factor of $O(10^2)$, and higher than those of the 3 TeV e^+e^- collider

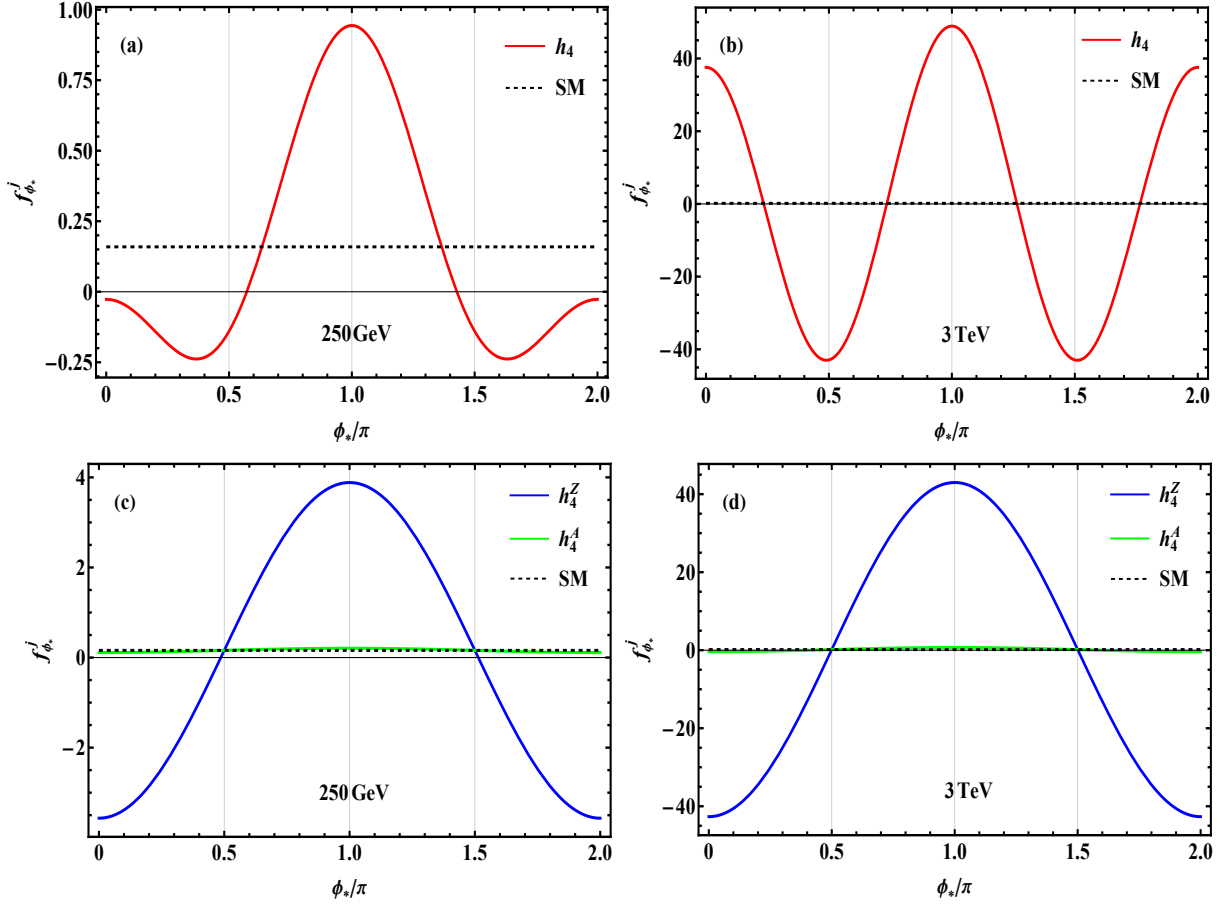


Figure 7: Normalized angular distributions in ϕ_* for $e^+e^- \rightarrow Z\gamma$ with $Z \rightarrow d\bar{d}$, as generated by h_4 in our form factor formulation (3.5) in panels (a) and (b), and as generated by (h_4^Z, h_4^A) in the conventional form factor formulation (3.1) with $h_5^V = 0$ in panels (c) and (d). The panels (a) and (c) correspond to the e^+e^- colliders with $\sqrt{s} = 250$ GeV and the panels (b) and (d) correspond to $\sqrt{s} = 3$ TeV.

by a factor of $O(10)$, while they are comparable to those of a 5 TeV e^+e^- collider.

Finally, it is instructive to present the ϕ_* angular distributions for the form factor h_4^V . In the gauge-invariant form factor formulation given in Eq.(3.5), we have imposed the constraints (3.4a)-(3.4b). Hence, the form factor h_5^V is not independent, and should be replaced by $h_5^V = -h_4^V/2$, according to Eq.(3.4a). Moreover, Eq.(3.4b) shows that h_4^A is not independent, so the form factors (h_4^V, h_5^V) reduce to a single parameter $h_4 (\equiv h_4^Z)$ as shown below Eq.(3.4). We can then derive the interference cross section σ_1 contributed by h_4 and the normalized angular distribution $f_{\phi_*}^1$ as follows:

$$\sigma_1 = \frac{e^2 \left(-\frac{1}{2} + s_W^2\right) (s - M_Z^2)}{8\pi s_W c_W v^2 s} h_4, \quad (5.1a)$$

$$f_{\phi_*}^1 = \frac{1}{2\pi} - \frac{3\pi(f_L^2 - f_R^2)(M_Z^2 + 5s) \cos \phi_*}{256(f_L^2 + f_R^2)M_Z \sqrt{s}} + \frac{s \cos 2\phi_*}{8\pi M_Z^2}. \quad (5.1b)$$

We see that the interference cross section scales as $\sigma_1 \propto E^0$, while the angular distribution $f_{\phi_*}^1$ has the leading term $\cos 2\phi_*$ enhanced by E^2 and the subleading term $\cos \phi_*$ enhanced

\sqrt{s} (TeV)	0.25	0.5	1	3	5
$ h_4 $	4.2×10^{-4}	4.3×10^{-5}	5.2×10^{-6}	1.7×10^{-7}	3.7×10^{-8}
$ h_4^Z $	8.9×10^{-5}	4.2×10^{-6}	2.5×10^{-7}	3.0×10^{-9}	3.9×10^{-10}
$ h_4^A $	6.7×10^{-4}	3.2×10^{-5}	1.9×10^{-6}	2.3×10^{-8}	2.9×10^{-9}

Table 9: Comparisons of the 2σ sensitivities to probing the form factor h_4 of our SMEFT formulation (3.5) (marked in red color) and the conventional form factors (h_4^Z, h_4^A) that take into account only $U(1)_{em}$ gauge invariance (marked in blue color), as derived by analyzing the reaction $e^+e^- \rightarrow Z\gamma \rightarrow q\bar{q}\gamma$ at various e^+e^- colliders with $\mathcal{L} = 5 \text{ ab}^{-1}$ and unpolarized e^\pm beams. As discussed in the text, the form-factor limits are included for illustration only, as they do not respect the full SM gauge symmetry, and hence cannot be considered valid.

by E^1 for large energy $\sqrt{s} = E$. We plot the angular distribution $f_{\phi_*}^1$ in Fig. 7(a) and 7(b) for the e^+e^- collider energies $\sqrt{s} = 250 \text{ GeV}$ and 3 TeV , respectively. In each panel, the h_4 contribution is depicted by the red solid curve, and the SM contribution is shown as the black dashed curve which is almost flat. We also observe that $\cos \phi_*$ and $\cos 2\phi_*$ terms in the function $f_{\phi_*}^1$ in Eq.(5.1b) have opposite signs. They are comparable for lower collision energy $\sqrt{s} = 250 \text{ GeV}$, but $\cos(2\phi_*)$ becomes dominant for a large collision energy $\sqrt{s} = 3 \text{ TeV}$. We can evaluate the numerical coefficients of $f_{\phi_*}^1$, as follows:

$$f_{\phi_*}^1 = \frac{1}{2\pi} - 0.485 \cos \phi_* + 0.299 \cos 2\phi_*, \quad \text{for } \sqrt{s} = 250 \text{ GeV}, \quad (5.2a)$$

$$f_{\phi_*}^1 = \frac{1}{2\pi} - 5.67 \cos \phi_* + 43.1 \cos 2\phi_*, \quad \text{for } \sqrt{s} = 3 \text{ TeV}. \quad (5.2b)$$

This explains why panel (a) of Fig. 4 exhibits a significant cancellation between the $\cos \phi_*$ and $\cos(2\phi_*)$ terms, whereas in panel (b) the $\cos(2\phi_*)$ term dominates and thus the red curve exhibits interesting $\cos(2\phi_*)$ behavior.

For comparison, we consider the conventional form factor formulation (3.1) with $h_5^V = 0$, where (h_4^Z, h_4^A) are treated as two independent parameters. In this case we derive the following interference cross sections $(\tilde{\sigma}_1^Z, \tilde{\sigma}_1^A)$ contributed by (h_4^Z, h_4^A) and their normalized angular distributions $(\tilde{f}_{\phi_*}^{1Z}, \tilde{f}_{\phi_*}^{1A})$:

$$(\tilde{\sigma}_1^Z, \tilde{\sigma}_1^A) = \frac{e^4(s-M_Z^2)^2}{128\pi M_Z^4 s} \left(\frac{1-4s_W^2}{s_W^2 c_W^2} h_4^Z, \frac{2}{s_W c_W} h_4^A \right), \quad (5.3a)$$

$$\tilde{f}_{\phi_*}^{1Z} = \frac{1}{2\pi} - \frac{3\pi(f_L^2 - f_R^2)(3s + M_Z^2)}{128M_Z(f_L^2 + f_R^2)\sqrt{s}} \frac{1-4s_W^2 + 8s_W^4}{1-4s_W^2} \cos \phi_*, \quad (5.3b)$$

$$\tilde{f}_{\phi_*}^{1A} = \frac{1}{2\pi} - \frac{3\pi(f_L^2 - f_R^2)(3s + M_Z^2)}{128M_Z(f_L^2 + f_R^2)\sqrt{s}} (1-4s_W^2) \cos \phi_*. \quad (5.3c)$$

We see that the interference cross sections in (5.3) scale as $(\tilde{\sigma}_1^Z, \tilde{\sigma}_1^A) \propto E^2$, while the angular distributions $(\tilde{f}_{\phi_*}^{1Z}, \tilde{f}_{\phi_*}^{1A})$ have leading terms $\propto \cos \phi_*$ enhanced by E^1 for large energy $\sqrt{s} = E^1$.

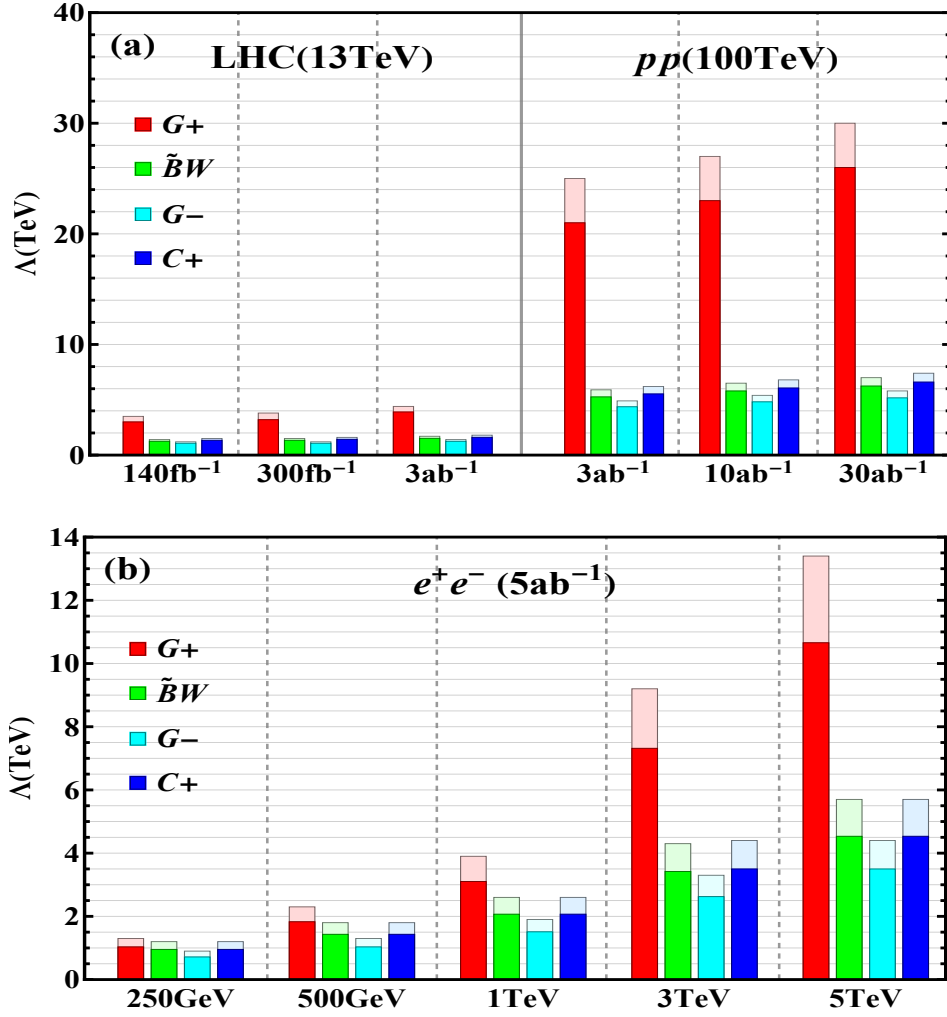


Figure 8: Sensitivity reaches for the new physics scale Λ of the nTGC operators at the hadron colliders LHC(13 TeV) and $pp(100\text{ TeV})$ in plot (a) and e^+e^- colliders with collision energies $\sqrt{s} = (0.25, 0.5, 1, 3, 5)\text{ TeV}$ in plot (b). In each plot, the $(2\sigma, 5\sigma)$ sensitivities are shown in (light, heavy) colors, respectively.

We also note that the distribution $f_{\phi_*}^{1A}$ is much suppressed relative to $f_{\phi_*}^{1Z}$ due to the small factor $(1 - 4s_W^2) \ll 1$. We plot the angular distributions $(f_{\phi_*}^{1Z}, f_{\phi_*}^{1A})$ of Eq.(5.3c) as the blue solid curves in Fig. 4(c)-(d), while the squared distributions $(f_{\phi_*}^{2Z}, f_{\phi_*}^{2A})$ and the SM distribution $f_{\phi_*}^0$ are plotted as the green solid curves and black dashed curves, respectively. As expected, the distributions $(f_{\phi_*}^{2Z}, f_{\phi_*}^{2A})$ and $f_{\phi_*}^0$ are dominated by the constant term and thus nearly flat.

We stress that Eq.(5.3) and the corresponding Figs. 4(c)-(d) are incorrect because the conventional form factor formulation (3.1) with $h_5^V = 0$ does not obey the consistency conditions (3.4) imposed by the spontaneous breaking of the electroweak gauge symmetry $\text{SU}(2)_L \otimes \text{U}(1)_Y$ of the SMEFT. In the following we further show that the conventional form factor formulation also leads to erroneously strong sensitivity limits on the form factors (h_4^Z, h_4^A) .

Following the steps leading to Eq.(4.7), we construct the following observables $(\mathcal{O}_1, \tilde{\mathcal{O}}_1)$

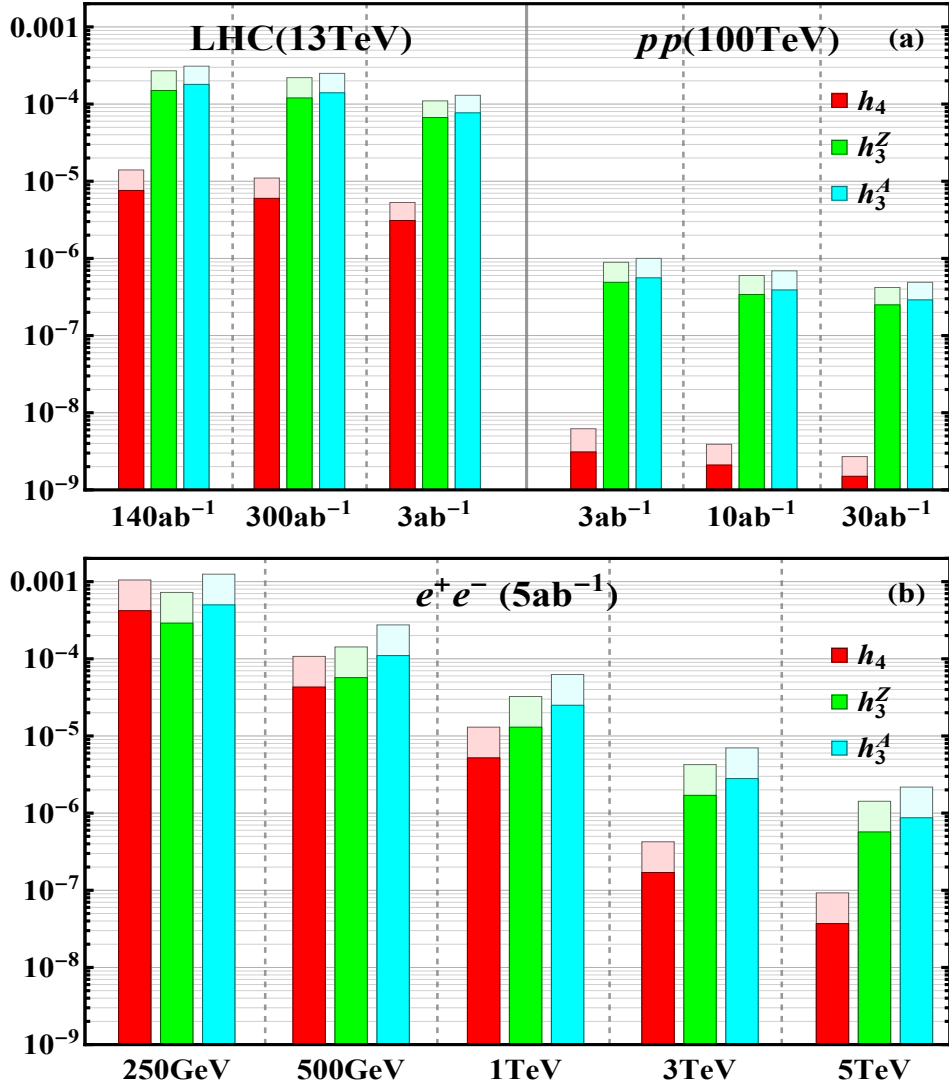


Figure 9: Sensitivity reaches for the nTGC form factors (h_4 , h_3^Z , h_3^A) at the hadron colliders LHC (13 TeV) and $pp(100\text{TeV})$ in plot (a) and at e^+e^- colliders with collision energies $\sqrt{s} = (0.25, 0.5, 1, 3, 5)\text{TeV}$ in plot (b). In each plot, the $(2\sigma, 5\sigma)$ sensitivities are shown in (light, heavy) colors, respectively.

for probing the form factors:

$$\mathbb{O}_1 = \left| \sigma_1 \int d\phi_* f_{\phi_*}^1 \times \text{sign}(\cos 2\phi_*) \right|, \quad (5.4a)$$

$$\tilde{\mathbb{O}}_1 = \left| \tilde{\sigma}_1 \int d\phi_* \tilde{f}_{\phi_*}^1 \times \text{sign}(\cos \phi_*) \right|. \quad (5.4b)$$

From the above formulae (5.1a) and (5.3), we deduce that energy-dependences of the observables are $\mathbb{O}_1(h_4) \propto E^2$ and $\tilde{\mathbb{O}}_1(h_4^V) \propto E^3$. This shows that in the conventional form factor formulation $\tilde{\mathbb{O}}_1^c$ has an erroneously large energy-dependence (E^3 instead of E^2), leading to incorrectly strong sensitivities to the form factors (h_4^Z , h_4^A). We present these incorrect sensitivities in blue color in Table 9. For comparison, we also show in this Table the correct sensitivities (red color) to the form factors h_4 , as derived within our consistent form factor

formulation (3.5) with the constraints (3.4a) and (3.4b). From this comparison, we see that for the form factor h_4^Z the conventional sensitivities (blue color) are erroneously stronger than our new sensitivities (red color) by a factor of 5 for the collider energy $\sqrt{s} = 250$ GeV, by a factor of $O(10-20)$ for the collider energies $\sqrt{s} = (0.5-1)$ TeV, and by a factor of $O(10^2)$ for the collider energies $\sqrt{s} = (3-5)$ TeV.

Finally, for an intuitive comparison and overview, we summarize in Fig. 8 the sensitivity reaches on the new physics scales of the dimension-8 nTGC operators at the hadron colliders [panel (a)] and the e^+e^- colliders [panel (b)] from Tables 3-4 and Table 7. We present these limits at both the $(2\sigma, 5\sigma)$ levels which are marked by the (light, heavy) colors respectively. We further summarize Fig. 9 the sensitivity reaches on probing the nTGC form factors (h_4, h_3^Z, h_3^A) at the hadron colliders [panel (a)] and the e^+e^- colliders [panel (b)] from Table 5 and Table 8, where the $(2\sigma, 5\sigma)$ limits are marked by the (light, heavy) colors respectively.

6 Conclusions

Neutral triple-gauge couplings (nTGCs) provide an important window for probing new physics beyond the SM. In this work, we have studied the prospective experimental sensitivities to nTGCs at the 13 TeV LHC and a future 100 TeV pp collider, using the SMEFT approach to classify and characterize the nTGCs that can arise from gauge-invariant dimension-8 operators.

In Section 2, we have considered a set of CP-conserving dimension-8 nTGC operators and related contact operators in Eq.(2.2). Then, we derived their contributions to the scattering amplitudes of the partonic process $\bar{q}q \rightarrow Z\gamma$ in Eqs.(2.7) and (2.8). With these, we computed the corresponding total cross sections including the SM contribution, the interference term of $O(1/\Lambda^4)$, and the squared term of $O(1/\Lambda^8)$, as in Eqs.(2.12) and (2.15), where Λ is the new physics cutoff scale defined in Eq.(2.1). We further presented in Eqs.(2.14) and (2.17) their contributions to the differential angular distributions in comparison with that of the SM.

In Section 3, we have studied the form factor parametrization of the neutral triple gauge vertices (nTGVs) $Z\gamma V^*$ (with $V = Z, \gamma$) by mapping them to the dimension-8 nTGC operators of the SMEFT that incorporates the spontaneously-broken electroweak gauge symmetry $SU(2) \otimes U(1)_Y$ of the SM. This differs from the conventional form factor formulation of nTGCs that takes into account only the unbroken $U(1)_{\text{em}}$ gauge symmetry [3][4]. Using the SMEFT approach, we have found that a new momentum-dependent nTGC term with form factor h_5^V has to be included and the mapping with the dimension-8 SMEFT interactions enforces new nontrivial relations (3.4a)-(3.4b) between the form factors (h_4^V, h_5^V) and between the form factors (h_4^Z, h_4^A). The new form factor h_5^V was not considered in the previous form factor analyses of nTGVs. We have demonstrated that including the new form factor h_5^V is crucial for a fully consistent form factor formulation of nTGVs and ensures the exact cancellation of the super-

ficially large unphysical terms of $O(E^5)$ in the scattering amplitudes of $q\bar{q} \rightarrow Z\gamma$, as shown in Eqs.(3.8b) and (3.10). In consequence, among the general nTGC form factors (h_3^V, h_4^V, h_5^V) in Eq.(3.2), we have proven that only three of them are independent, (h_3^Z, h_3^A, h_4), where $h_4 \equiv h_4^Z$. We have further presented the explicit correspondence between the nTGC form factors and the cutoff scales of the dimension-8 nTGC operators in Eq.(3.6).

In Section 4, we have systematically studied the sensitivity reaches for probing the new physics scales of the nTGC operators and for probing the nTGC form factors at the LHC and a future $pp(100\text{TeV})$ collider. We have presented analyses of sensitivity reaches using the interference contributions of $O(\Lambda^{-4})$ in Section 4.1 and including the squared contributions up to $O(\Lambda^{-8})$ in Section 4.2. We have evaluated the prospective 2σ and 5σ sensitivities of the LHC and a future 100 TeV pp collider to the different nTGCs, and have combined the sensitivity reaches of the leptonic decay channel $Z \rightarrow \ell^+\ell^-$ (Secs. 4.1-4.2) and the invisible decay channel $Z \rightarrow \nu\nu$ (Sec. 4.4). We have presented our findings in Tables 1 to 3 for the dimension-8 operator \mathcal{O}_{G+} and the equivalent operator \mathcal{O}_{C-} , and in Table 4 for the other dimension-8 operators ($\mathcal{O}_{\tilde{B}W}, \mathcal{O}_{G-}, \mathcal{O}_{C+}$). These sensitivity reaches are further summarized in our Fig. 5(a). From Table 3, we see that the 2σ (5σ) sensitivity to the scale of the operator \mathcal{O}_{G+} could reach 4.4 TeV (3.9 TeV) at the 13 TeV LHC with 3 ab^{-1} integrated luminosity, and reach 30 TeV (26 TeV) at the 100 TeV pp collider with 30 ab^{-1} , whereas the estimated sensitivity reaches on the scales of the dimension-8 operators ($\mathcal{O}_{\tilde{B}W}, \mathcal{O}_{G-}, \mathcal{O}_{C+}$) shown in Table 4 are somewhat smaller. Then, in Section 4.4 we have presented the sensitivity reaches on the three independent form factors (h_4, h_3^Z, h_3^A) in Table 5, with a summary of these sensitivities being given in Fig. 9(a). We see that the sensitivities for probing the form factor h_4 are generally higher than those of the other two form factors (h_3^Z, h_3^A) by about a factor of 5×10^{-2} at the LHC and by about a factor of 5×10^{-2} at a 100-TeV pp collider. We emphasise that if the dimension-8 SMEFT relations between the different form factors are not taken into account, one would find unrealistically strong sensitivities due to the uncanceled large unphysical energy-dependent terms associated with the form factor h_4 , as seen by comparing Eq.(4.18) with Eq.(4.15). Then, we explicitly demonstrated in Table 6 that the sensitivities to h_4^Z and h_4^A in the conventional form factor approach (marked in blue color) are (erroneously) higher than the correct sensitivities (marked in red color and extracted from Table 5) by about a factor of 5×10^{-2} at the LHC and by about a factor of 10^{-2} at the $pp(100\text{TeV})$ collider. Hence, it is important to use the consistent form factor approach for the nTGC analysis as we advocated in Section 3. Finally, in Section 4.5 we have analyzed the 2-parameter correlations for both the nTGC form factors and for the nTGC dimension-8 operators. We showed in Fig. 4 the correlations of each pair of the form factors (h_4, h_3^V) and (h_3^Z, h_3^A) at hadron colliders, where the plots (c) and (d) demonstrate large correlations between the form factors (h_3^Z, h_3^A). Then, we presented the correlations of each pair of the nTGC operators ($\mathcal{O}_{G+}, \mathcal{O}_{\tilde{B}W}$) and ($\mathcal{O}_{G+}, \mathcal{O}_{G-}$) in Figs. 5(a) and (b) and the correlations of each pair of the nTGC operators ($\mathcal{O}_{\tilde{B}W}, \mathcal{O}_{G-}$), ($\mathcal{O}_{C+}, \mathcal{O}_{\tilde{B}W}$), and ($\mathcal{O}_{C+}, \mathcal{O}_{G-}$)

in Figs. 6(a) to (d). These correlations are not suppressed by any energy factor and are thus significant at both the LHC and a 100 TeV pp collider. We demonstrated in Figs. 6(c) and (d) that the correlations of the operators $(\mathcal{O}_{C+}, \mathcal{O}_{\tilde{B}W})$ and $(\mathcal{O}_{C+}, \mathcal{O}_{G-})$ are particularly strong.

We have presented In Section 5 systematic comparisons of the sensitivity reaches for the nTGCs between the hadron colliders (the LHC and a 100 TeV pp collider) and e^+e^- colliders with different energies. Table 7 summarizes the comparisons for probing the nTGCs of dimension-8 operators $(\mathcal{O}_{G+}, \mathcal{O}_{\tilde{B}W}, \mathcal{O}_{G-}, \mathcal{O}_{C+})$, whereas Table 8 summarizes the comparisons for probing the nTGC form factors (h_4, h_3^Z, h_3^A) . We have summarized the above comparisons of sensitivity reaches between the hadron colliders and lepton colliders in Figs. 5 and 9. Then, in Table 9, we have further demonstrated that using naively the conventional form factor formalism without including the nontrivial constraints of the dimension-8 SMEFT approach would cause erroneously stronger sensitivities to (h_4^Z, h_4^A) (marked in blue color) than the correct sensitivities (marked in red color and extracted from Table 8) at the e^+e^- colliders by a factor of $O(10)$ for the collision energy $\sqrt{s} \leq 1$ TeV and by a factor of $O(10^2)$ for $\sqrt{s} = (3-5)$ TeV. Hence, it is important to use the consistent form factor approach (Sec. 3) for the nTGC analysis at the e^+e^- colliders as well. In general, from the comparisons of Tables 7-8 and Figs. 8-9, we find that the LHC sensitivity reaches on the nTGCs are similar to those at the e^+e^- colliders with collision energy $\sqrt{s} \leq 1$ TeV [5]. On the other hand, a higher-energy e^+e^- collider with $\sqrt{s} = (3-5)$ TeV would have greater sensitivities than the LHC to probing the new physics scales of the nTGC operators and the corresponding nTGC form factors. However, the sensitivity reaches of a 100 TeV pp collider would be even higher.

Overall, we have found that nTGCs provide a powerful window for probing any possible new physics beyond the SM that could generate the dimension-8 nTGC operators in the SMEFT. We have found that both pp and e^+e^- colliders have significant roles to play. We advocate as a first step that the ATLAS and CMS experiments at the LHC apply the dimension-8 SMEFT approach proposed here to analyze nTGCs, in preference to the conventional form factor approach that does not take into account the full electroweak gauge symmetry $SU(2)_L \otimes U(1)_Y$ of the SM.

Acknowledgements

The work of JE was supported in part by United Kingdom STFC Grants ST/P000258/1 and ST/T000759/1, in part by the Estonian Research Council via a Mobilitas Pluss grant, and in part by the TDLI distinguished visiting fellow programme. The work of HJH and RQX was supported in part by the National NSF of China (under grants Nos. 11835005 and 11675086) and by the National Key R & D Program of China (No. 2017YFA0402204). RQX has been supported by an International Postdoctoral Exchange Fellowship.

References

- [1] For recent reviews, see John Ellis, arXiv:2105.14942 [hep-ph], in the conference proceedings of “Beyond Standard Model: From Theory to Experiment” (BSM-2021), Zewail City, Egypt, March 29-31, 2021; I. Brivio and M. Trott, Phys. Rept. 11 (2018) 002 [arXiv:1706.08945 [hep-ph]]; and references therein.
- [2] G. J. Gounaris, J. Layssac, and F. M. Renard, Phys. Rev. D 61 (2000) 073013 [arXiv:hep-ph/9910395 [hep-ph]].
- [3] G.J. Gounaris, J. Layssac, F.M. Renard Phys. Rev. D 62 (2000) 073013 [hep-ph/0003143 [hep-ph]]; G. J. Gounaris, J. Layssac, and F. M. Renard, Phys. Rev. D 65 (2002) 017302 and Phys. Rev. D 62 (2000) 073012 [arXiv:hep-ph/0005269].
- [4] C. Degrande, JHEP 1402 (2014) 101 [arXiv:1308.6323 [hep-ph]].
- [5] J. Ellis, H.-J. He, R.-Q. Xiao, Science China (Phys. Mech. Astron.) 64 (2021) 221062, no.2, [arXiv:2008.04298].
- [6] J. Ellis, S.-F. Ge, H.-J. He, and R.-Q. Xiao, Chin. Phys. C 44 (2020) 063106, no.6, [arXiv:1902.06631].
- [7] W. Buchmuller and D. Wyler, Nucl. Phys. B 268 (1986) 621.
- [8] B. Grzadkowski, M. Iskrzynski, M. Misiak, and J. Rosiek, JHEP 1010 (2010) 085 [arXiv:1008.4884 [hep-ph]]; and references therein.
- [9] E.g., J. Ellis, V. Sanz, and T. You, JHEP 1407 (2014) 036 [Xiv:1404.3667 [hep-ph]] and JHEP 1503 (2015) 157 [arXiv:1410.7703 [hep-ph]]; H. J. He, J. Ren, and W. Yao, Phys. Rev. D 93 (2016) 015003 [arXiv:1506.03302 [hep-ph]]; J. Ellis and T. You, JHEP 1603 (2016) 089 [arXiv:1510.04561 [hep-ph]]; S. F. Ge, H. J. He, and R. Q. Xiao, JHEP 1610 (2016) 007 [arXiv:1603.03385 [hep-ph]]; J. de Blas et al., JHEP 1612 (2016) 135 [arXiv:1608.01509 [hep-ph]]; F. Ferreira, B. Fuks, V. Sanz, and D. Sengupta, Eur. Phys. J. C 77 (2017) 675 [arXiv:1612.01808 [hep-ph]]; G. Durieux, C. Grojean, J. Gu and K. Wang, JHEP 1709 (2017) 014 [arXiv:1704.02333 [hep-ph]]; J. Ellis, P. Roloff, V. Sanz, and T. You, JHEP 1705 (2017) 096 [arXiv:1701.04804 [hep-ph]]; T. Barklow et al., Phys. Rev. D 97 (2018) 053003 [arXiv:1708.08912 [hep-ph]]; C. W. Murphy, Phys. Rev. D 97 (2018) 015007 [arXiv:1710.02008 [hep-ph]]; J. Ellis, C. W. Murphy, V. Sanz, and T. You, JHEP 1806 (2018) 146 [arXiv:1803.03252]; G. N. Remmen and N. L. Rodd, JHEP 1912 (2019) 032 [arXiv:1908.09845 [hep-ph]]; A. Gutierrez-Rodriguez, M. Koksai, A. A. Billur, M. A. Hernandez-Ruiz, J. Phys. G 47 (2020) 055005 [arXiv:1910.02307 [hep-ph]]; M. Koksai, A. A. Billur, A. Gutierrez-Rodriguez, and M. A. Hernandez-Ruiz, Phys. Lett. B 808 (2020) 135661

- [arXiv:1910.06747 [hep-ph]]; J. Ellis, M. Madigan, K. Mimasu, V. Sanz and T. You, JHEP 04 (2021) 279 [arXiv:2012.02779 [hep-ph]]. and references therein.
- [10] S. Spor, E. Gurkanli, and M. Köksal, arXiv:2203.02352 [hep-ph]; A. Senol, S. Spor, E. Gurkanli, V. Cetinkaya, H. Denizli, and M. Köksal, arXiv:/2205.02912 [hep-ph]; Q. Fu, J. C. Yang, C. X. Yue, and Y. C. Guo, Nucl. Phys. B 972 (2021) 115543 [arXiv:2102.03623 [hep-ph]].
- [11] A. Senol, H. Denizli, A. Yilmaz, I. Turk Cakir, K. Y. Oyulmaz, O. Karadeniz, and O. Cakir, Nucl. Phys. B 935 (2018) 365 [arXiv:1805.03475 [hep-ph]].
- [12] J. Ellis, N. E. Mavromatos, and T. You, Phys. Rev. Lett. 118 (2017) 261802, no.26 [arXiv:1703.08450 [hep-ph]].
- [13] J. Ellis, N. E. Mavromatos, P. Roloff, and T. You, arXiv:2203.17111 [hep-ph].
- [14] J. Ellis and S. F. Ge, Phys. Rev. Lett. 121 (2018) 041801 [arXiv:1802.02416 [hep-ph]].
- [15] J. Ellis, S. F. Ge and K. Ma, JHEP 04 (2022) 123 [arXiv:2112.06729 [hep-ph]].
- [16] S. Dawson, S. Homiller, and M. Sullivan, Phys. Rev. D 104 (2021) 115013, no.11 [arXiv:2110.06929 [hep-ph]]; S. Dawson, D. Fontes, S. Homiller, and M. Sullivan, [arXiv:2205.01561 [hep-ph]].
- [17] E.g., V. Khachatryan *et al.* [CMS Collaboration], Phys. Lett. B 760 (2016) 448-468 [arXiv:1602.07152 [hep-ex]].
- [18] For a comprehensive review, H. J. He, Y. P. Kuang and C. P. Yuan, arXiv:hep-ph/9704276 and DESY-97-056, in the proceedings of the workshop on “Physics at the TeV Energy Scale”, vol.72 (Gordon and Breach, New York, 1996), p.119. See also, H. J. He and W. B. Kilgore, Phys. Rev. D 55 (1997) 1515; H. J. He, Y. P. Kuang and C. P. Yuan, Phys. Rev. D 51 (1995) 6463; Phys. Rev. D 55 (1997) 3038; H. J. He, Y. P. Kuang and X. Li, Phys. Lett. B 329 (1994) 278; Phys. Rev. D 49 (1994) 4842; Phys. Rev. Lett. 69 (1992) 2619; and references therein.
- [19] H. L. Lai *et al.* [CTEQ Collaboration], Eur. Phys. J. C 12 (2000) 375-392 [arXiv:hep-ph/9903282 [hep-ph]]; T. J. Hou *et al.* [CTEQ Collaboration], Phys. Rev. D 103 (2021) 014013, no.1 [arXiv:1912.10053 [hep-ph]].
- [20] J. M. Campbell, T. Neumann and C. Williams, JHEP 11 (2017) 150 [arXiv:1708.02925 [hep-ph]].
- [21] M. Grazzini, S. Kallweit and M. Wiesemann, Eur. Phys. J. C 78 (2018) 537, no.7 [arXiv:1711.06631 [hep-ph]].

- [22] G. Aad *et al.* [ATLAS Collaboration], JHEP 03 (2020) 054 [arXiv:1911.04813 [hep-ex]].
- [23] J. Alwall, R. Frederix, S. Frixione, V. Hirschi, F. Maltoni, O. Mattelaer, H. S. Shao, T. Stelzer, P. Torrielli and M. Zaro, JHEP 07 (2014) 079 [arXiv:1405.0301 [hep-ph]].
- [24] K. L. Adamson, D. de Florian, and A. Signer, Phys. Rev. D 67 (2003) 034016 [arXiv:hep-ph/0211295 [hep-ph]].
- [25] A. Biekötter, P. Gregg, F. Krauss, and M. Schönherr, Phys. Lett. B 817 (2021) 136311 [arXiv:2102.01115 [hep-ph]].
- [26] G. Cowan, K. Cranmer, E. Gross, and O. Vitells, Eur. Phys. J. C 71 (2011) 1554 [arXiv:1007.1727 [physics.data-an]].