

M/G/1-FIFO Queue with Uniform Service Times

STEVEN FINCH

October 18, 2022

ABSTRACT. An exact formula for the equilibrium M/U/1 waiting time density is now effectively known. What began as a numeric exploration became a symbolic banquet. Inverse Laplace transforms provided breadcrumbs in the trail; delay differential equations subsequently gave clear-cut precision. We also remark on tail probability asymptotics and on queue lengths.

Consider a first-in-first-out M/G/1 queue alongside unlimited waiting space, where the input process is Poisson with rate λ and the service times are independent Uniform $[a, b]$ random variables with mean $1/\mu = (a + b)/2$. Let W_{que} denote the waiting time in the queue (prior to service). Under equilibrium (steady-state) conditions and traffic intensity (load) $\rho = \lambda/\mu < 1$, the probability density function $f(x)$ of W_{que} has Laplace transform [1, 2]

$$F(s) = \lim_{\varepsilon \rightarrow 0^+} \int_{-\varepsilon}^{\infty} \exp(-s x) f(x) dx = \frac{(1 - \rho)s}{s - \lambda + \lambda \Theta(s)} = F_{\text{alt}}(s) + 1 - \rho$$

where

$$\theta(x) = \begin{cases} 1/(b - a) & a \leq x \leq b \\ 0 & \text{otherwise} \end{cases}, \quad \Theta(s) = \frac{\exp(-a s) - \exp(-b s)}{(b - a)s}.$$

From

$$(1 - \rho)s = s F(s) - \lambda F(s) [1 - \Theta(s)]$$

we have

$$(1 - \rho)s + \lambda F(s) [1 - \Theta(s)] = s F(s), \quad \text{i.e.,} \quad F(s) = 1 - \rho + \lambda F(s) \left[\frac{1}{s} - \frac{\Theta(s)}{s} \right]$$

hence

$$f(x) = (1 - \rho)\delta(x) + \kappa + \lambda \int_0^x f(t) \left[1 - \int_0^{x-t} \theta(u) du \right] dt$$

⁰Copyright © 2022 by Steven R. Finch. All rights reserved.

where $\delta(x)$ is the Dirac delta and $\kappa = \rho(\mu - \lambda)$. Differentiating, we obtain

$$\begin{aligned} f'(x) &= \lambda f(x) [1 - 0] + \lambda \int_0^x f(t) [0 - \theta(x - t)] dt \\ &= \lambda f(x) - \lambda \int_{\max\{x-b, 0\}}^{x-a} f(t) \frac{1}{b-a} dt. \end{aligned}$$

There are three cases, to be examined separately. For simplicity, we set $\lambda = 2$, $\mu = 3$ and choose a, b appropriately. However, it can be shown (in general) that

$$f'(x) = \lambda f(x), \quad \lim_{\varepsilon \rightarrow 0^+} f(\varepsilon) = \kappa$$

is valid for $0 < x < a \leq b$, i.e., $f(x)$ is equal to $\kappa \exp(\lambda x)$; and

$$f''(x) = \lambda f'(x) - \frac{\lambda \mu}{2} f(x), \quad f(0^+) = \kappa, \quad f'(0^+) = \kappa \left(\lambda - \frac{\mu}{2} \right)$$

is valid for $0 = a < x < b$ (since $b/2 = 1/\mu$), i.e., $f(x)$ is equal to

$$\kappa \exp\left(\frac{\lambda x}{2}\right) \left[\cos\left(\frac{1}{2}\sqrt{\lambda(2\mu - \lambda)}x\right) - \frac{\mu - \lambda}{\sqrt{\lambda(2\mu - \lambda)}} \sin\left(\frac{1}{2}\sqrt{\lambda(2\mu - \lambda)}x\right) \right].$$

The indicated conditions are true due to formulas

$$f(0^+) = \lim_{s \rightarrow 1 \cdot \infty} s F_{\text{alt}}(s), \quad f'(0^+) = \lim_{s \rightarrow 1 \cdot \infty} [s^2 F_{\text{alt}}(s) - s f(0^-)]$$

that proceed from the initial value theorem [3, 4, 5].

1. CASE ONE ($0 < a < b$)

Set $a = \frac{1}{12}$, $b = \frac{7}{12}$ and

$$\begin{aligned} c_n &= \begin{cases} -\infty & \text{if } n = 0 \\ \frac{n}{12} & \text{if } n \geq 1 \end{cases}, \quad f_0(x) = \frac{2}{3} \exp(2x), \\ i_n(x) &= 4 \int_{c_n}^{x - \frac{1}{12}} f_n(t) dt, \quad j_n = 4 \int_{c_n}^{c_{n+1}} f_n(t) dt, \quad k_n(x) = 4 \int_{x - \frac{7}{12}}^{c_{n+1}} f_n(t) dt. \end{aligned}$$

A sequence of functions is defined iteratively as follows:

$$f'_n(x) = 2f_n(x) - i_{n-1}(x) - \sum_{p=\max\{0, n-6\}}^{n-2} j_p + k_{n-7}(x), \quad f_n\left(\frac{n}{12}\right) = f_{n-1}\left(\frac{n}{12}\right)$$

where the empty sum convention holds for $n = 1$ and it is understood that $k_q = 0$ for $q < 0$. Since $f_n(x)$ is a degree n polynomial in x with coefficients of the form $R \exp(r + 2x)$, where R, r are rational numbers, the integrals i_n, j_n, k_n all possess closed-form expressions. Therefore the differential equation for $f_{n+1}(x)$ can be solved exactly. Stitching the fragments together gives rise to the density function

$$f(x) = f_{\lfloor 12x \rfloor}(x)$$

pictured in Figure 1, where $\lfloor y \rfloor$ denotes the greatest integer $\leq y$.

Let us illustrate in greater detail:

$$i_0(x) = 4 \int_{-\infty}^{x - \frac{1}{12}} \frac{2}{3} \exp(2t) dt = \frac{4}{3} \exp\left(-\frac{1}{6} + 2x\right)$$

thus

$$f'_1(x) = 2f_1(x) - i_0(x), \quad f_1\left(\frac{1}{12}\right) = f_0\left(\frac{1}{12}\right) = \frac{2}{3} \exp\left(\frac{1}{6}\right)$$

implying

$$f_1(x) = \frac{2}{3} \exp(2x) + \frac{1}{9} \exp\left(-\frac{1}{6} + 2x\right) - \frac{4}{3} \exp\left(-\frac{1}{6} + 2x\right) x.$$

Continuing:

$$\begin{aligned} i_1(x) &= 4 \int_{\frac{1}{12}}^{x - \frac{1}{12}} \left[\frac{2}{3} \exp(2t) + \frac{1}{9} \exp\left(-\frac{1}{6} + 2t\right) - \frac{4}{3} \exp\left(-\frac{1}{6} + 2t\right) t \right] dt \\ &= -\frac{4}{3} - \frac{4}{3} \exp\left(\frac{1}{6}\right) + \frac{16}{9} \exp\left(-\frac{1}{3} + 2x\right) + \frac{4}{3} \exp\left(-\frac{1}{6} + 2x\right) - \frac{8}{3} \exp\left(-\frac{1}{3} + 2x\right) x, \end{aligned}$$

$$j_0 = 4 \int_{-\infty}^{\frac{1}{12}} \frac{2}{3} \exp(2t) dt = \frac{4}{3} \exp\left(\frac{1}{6}\right)$$

thus

$$f'_2(x) = 2f_2(x) - i_1(x) - j_0, \quad f_2\left(\frac{1}{6}\right) = f_1\left(\frac{1}{6}\right) = -\frac{1}{9} \exp\left(\frac{1}{6}\right) + \frac{2}{3} \exp\left(\frac{1}{3}\right)$$

implying

$$\begin{aligned} f_2(x) &= -\frac{2}{3} + \frac{2}{3} \exp(2x) + \frac{25}{27} \exp\left(-\frac{1}{3} + 2x\right) + \frac{1}{9} \exp\left(-\frac{1}{6} + 2x\right) \\ &\quad - \frac{16}{9} \exp\left(-\frac{1}{3} + 2x\right) x - \frac{4}{3} \exp\left(-\frac{1}{6} + 2x\right) x + \frac{4}{3} \exp\left(-\frac{1}{3} + 2x\right) x^2. \end{aligned}$$

The pattern is maintained:

$$f'_3(x) = 2f_3(x) - i_2(x) - j_1 - j_0,$$

$$f'_4(x) = 2f_4(x) - i_3(x) - j_2 - j_1 - j_0,$$

$$f'_5(x) = 2f_5(x) - i_4(x) - j_3 - j_2 - j_1 - j_0,$$

$$f'_6(x) = 2f_6(x) - i_5(x) - j_4 - j_3 - j_2 - j_1 - j_0$$

until $x > \frac{7}{12}$ (the equation length becomes fixed and k replaces the rightmost j):

$$f'_7(x) = 2f_7(x) - i_6(x) - j_5 - j_4 - j_3 - j_2 - j_1 - k_0(x),$$

$$f'_8(x) = 2f_8(x) - i_7(x) - j_6 - j_5 - j_4 - j_3 - j_2 - k_1(x),$$

$$f'_9(x) = 2f_9(x) - i_8(x) - j_7 - j_6 - j_5 - j_4 - j_3 - k_2(x),$$

$$f'_{10}(x) = 2f_{10}(x) - i_9(x) - j_8 - j_7 - j_6 - j_5 - j_4 - k_3(x).$$

We count $n(n+5)/2$ terms in each $f_n(x)$ upon expansion, at least for $1 \leq n \leq 35$.

When numerically evaluating large symbolic expressions, it is important to ensure that the working precision of floating point quantities is suitably high. To evaluate $f(2)$ may require several hundred decimal digits because, for instance, the first two of the 348 numerator terms comprising $f_{24}(x)$ are

$$\begin{aligned} & -31343712612206064875238458599056650210472221756256360 \exp(4) \\ & + 1235688973308606091819588575256480179309880006812893184 \exp(2x) \\ & \approx (-1.7113 \times 10^{54}) + (6.7466 \times 10^{55}) \end{aligned}$$

upon setting $x = 2$. The subtraction of nearly equal numbers, such as these, will lead to a horrific loss of precision unless appropriate care is taken.

2. CASE TWO ($0 = a < b$)

Set $a = 0$, $b = \frac{2}{3}$ and

$$g_0(x) = \frac{1}{6} \exp(x) \left[4 \cos(\sqrt{2}x) - \sqrt{2} \sin(\sqrt{2}x) \right].$$

A sequence of functions is defined iteratively as follows:

$$g''_n(x) = 2g'_n(x) - 3g_n(x) + 3g_{n-1}\left(x - \frac{2}{3}\right),$$

$$g_n\left(\frac{2n}{3}\right) = g_{n-1}\left(\frac{2n}{3}\right), \quad g'_n\left(\frac{2n}{3}\right) = \delta_{n-1} + g'_{n-1}\left(\frac{2n}{3}\right)$$

where δ_m is the Kronecker delta. Stitching the fragments together gives rise to

$$g(x) = g_{\lfloor \frac{3x}{2} \rfloor}(x)$$

pictured in Figure 2.

Let us illustrate in greater detail:

$$g'_0(x) = \frac{1}{6} \exp(x) \left[2 \cos(\sqrt{2}x) - 5\sqrt{2} \sin(\sqrt{2}x) \right]$$

thus

$$\begin{aligned} g''_1(x) &= 2g'_1(x) - 3g_1(x) + 3g_0\left(x - \frac{2}{3}\right), \\ g_1\left(\frac{2}{3}\right) &= g_0\left(\frac{2}{3}\right), \quad g'_1\left(\frac{2}{3}\right) = 1 + g'_0\left(\frac{2}{3}\right) \end{aligned}$$

implying

$$\begin{aligned} g_1(x) &= \frac{1}{6} \exp(x) \left[4 \cos(\sqrt{2}x) - \sqrt{2} \sin(\sqrt{2}x) \right] \\ &\quad - \frac{1}{24} \exp\left(-\frac{2}{3} + x\right) \left[4 \cos\left(\sqrt{2}\left(-\frac{2}{3} + x\right)\right) - \sqrt{2} \sin\left(\sqrt{2}\left(-\frac{2}{3} + x\right)\right) \right] \\ &\quad + \frac{1}{4} \exp\left(-\frac{2}{3} + x\right) \left[\cos\left(\sqrt{2}\left(-\frac{2}{3} + x\right)\right) + 2\sqrt{2} \sin\left(\sqrt{2}\left(-\frac{2}{3} + x\right)\right) \right] x. \end{aligned}$$

Beyond this point, the derivatives at $x = \frac{2n}{3}$ match:

$$\begin{aligned} g'_1(x) &= \frac{1}{6} \exp(x) \left[2 \cos(\sqrt{2}x) - 5\sqrt{2} \sin(\sqrt{2}x) \right] \\ &\quad + \frac{1}{24} \exp\left(-\frac{2}{3} + x\right) \left[4 \cos\left(\sqrt{2}\left(-\frac{2}{3} + x\right)\right) + 17\sqrt{2} \sin\left(\sqrt{2}\left(-\frac{2}{3} + x\right)\right) \right] \\ &\quad + \frac{1}{4} \exp\left(-\frac{2}{3} + x\right) \left[5 \cos\left(\sqrt{2}\left(-\frac{2}{3} + x\right)\right) + \sqrt{2} \sin\left(\sqrt{2}\left(-\frac{2}{3} + x\right)\right) \right] x \end{aligned}$$

thus

$$\begin{aligned} g''_2(x) &= 2g'_2(x) - 3g_2(x) + 3g_1\left(x - \frac{2}{3}\right), \\ g_2\left(\frac{4}{3}\right) &= g_1\left(\frac{4}{3}\right), \quad g'_2\left(\frac{4}{3}\right) = g'_1\left(\frac{4}{3}\right) \end{aligned}$$

implying

$$\begin{aligned} g_2(x) &= \frac{1}{6} \exp(x) \left[4 \cos(\sqrt{2}x) - \sqrt{2} \sin(\sqrt{2}x) \right] \\ &\quad - \frac{1}{24} \exp\left(-\frac{2}{3} + x\right) \left[4 \cos\left(\sqrt{2}\left(-\frac{2}{3} + x\right)\right) - \sqrt{2} \sin\left(\sqrt{2}\left(-\frac{2}{3} + x\right)\right) \right] \\ &\quad + \frac{1}{4} \exp\left(-\frac{2}{3} + x\right) \left[\cos\left(\sqrt{2}\left(-\frac{2}{3} + x\right)\right) + 2\sqrt{2} \sin\left(\sqrt{2}\left(-\frac{2}{3} + x\right)\right) \right] x \\ &\quad - \frac{1}{192} \exp\left(-\frac{4}{3} + x\right) \left[8 \cos\left(\sqrt{2}\left(-\frac{4}{3} + x\right)\right) - 29\sqrt{2} \sin\left(\sqrt{2}\left(-\frac{4}{3} + x\right)\right) \right] \\ &\quad + \frac{1}{32} \exp\left(-\frac{4}{3} + x\right) \left[17 \cos\left(\sqrt{2}\left(-\frac{4}{3} + x\right)\right) - 2\sqrt{2} \sin\left(\sqrt{2}\left(-\frac{4}{3} + x\right)\right) \right] x \\ &\quad - \frac{3}{32} \exp\left(-\frac{4}{3} + x\right) \left[4 \cos\left(\sqrt{2}\left(-\frac{4}{3} + x\right)\right) - \sqrt{2} \sin\left(\sqrt{2}\left(-\frac{4}{3} + x\right)\right) \right] x^2. \end{aligned}$$

3. CASE THREE ($0 < a = b$)

Set $a = b = \frac{1}{3}$ and

$$h_0(x) = \frac{2}{3} \exp(2x).$$

A sequence of functions is defined iteratively as follows:

$$h'_n(x) = 2h_n(x) - 2h_{n-1}\left(x - \frac{1}{3}\right),$$

$$h_n\left(\frac{n}{3}\right) = -\frac{2}{3}\delta_{n-1} + h_{n-1}\left(\frac{n}{3}\right).$$

The role of δ_m here is more pronounced than in Section 2: a jump discontinuity occurs in the density at $x = \frac{1}{3}$ (as opposed to merely a sharp corner). Stitching the fragments together gives rise to

$$h(x) = h_{\lfloor 3x \rfloor}(x)$$

pictured in Figure 3.

We could do as before, indicating steps leading to $h_1(x)$ and $h_2(x)$. A classical result due to Erlang [6, 7, 8, 9]:

$$h_n(x) = (1 - \rho) \frac{d}{dx} \left\{ \sum_{m=0}^n (-1)^m \frac{\lambda^m (x - am)^m}{m!} \exp[\lambda(x - am)] \right\}$$

renders this listing unnecessary (with $1 - \rho = \frac{1}{3}$, $\lambda = 2$, $a = \frac{1}{3}$). We wonder if such a formula (for the M/D/1 queue) possesses an analog for the M/U/1 queue.

4. PERSONAL NOTES

I taught a semester-long class in statistical programming at Harvard University (as a preceptor) for nearly ten years. A favorite set of problems began with an M/M/1 example [10] involving a hospital emergency room (ER).

Patients (clients) arrive according to a Poisson process with rate λ . One doctor (server) is available to treat them. The doctor, when busy, treats patients with rate μ . More precisely: interarrival times are exponentially distributed with mean $1/\lambda$ and treatment lengths are exponentially distributed with mean $1/\mu$. The ER is open 24 hours a day, 7 days a week. Patients must wait until the doctor is free and are treated in the order via which they arrive. Simulate the performance of the ER over many weeks. What can be said about waiting time in queue per patient (excluding service time)? Determine the mean, variance, mode and median of W_{que} to as high accuracy as possible. Assume for this purpose that the expected number of arriving patients per hour is $\lambda = 2$ and that the expected number of treatment completions per hour (for a continuously busy ER) is $\mu = 3$.

Putting aside experiment in favor of pristine theory, the Laplace transform of service density $\mu \exp(-\mu x)$ is $\mu/(\mu + s)$. Formulas for the mean and variance of W_{que} follow immediately from

$$F(s) = \frac{(1 - \rho)s}{s - \lambda + \lambda \frac{\mu}{\mu + s}};$$

consequently

$$\text{mean} = -F'(0) = \frac{\lambda}{\mu(\mu - \lambda)}, \quad \text{variance} = F''(0) - F'(0)^2 = \frac{\lambda(2\mu - \lambda)}{\mu^2(\mu - \lambda)^2}$$

giving $\frac{2}{3}$ and $\frac{8}{9}$ respectively. An expression for the density of W_{que} :

$$f(x) = (1 - \rho)\delta(x) + \rho(\mu - \lambda) \exp(-(\mu - \lambda)x)$$

shows that the mode is 0; integrating and solving the equation

$$1 - \rho - \rho [\exp(-(\mu - \lambda)x) - 1] = \frac{1}{2}$$

implies

$$\frac{1}{2} = \rho \exp(-(\mu - \lambda)x), \quad \text{i.e.,} \quad x = \frac{1}{\mu - \lambda} \ln \left(\frac{2\lambda}{\mu} \right)$$

giving the median to be $\ln(4/3) = 0.28768207\dots$

The aforementioned problem set continued with an M/G/1 example, involving the same ER parameters, but with Uniform $[a, b]$ treatment lengths. Since $1/3 = (a+b)/2$ was required, I arbitrarily chose $a = 1/12$ and $b = 7/12$.

Perform exactly the same simulation as before, except assume treatment lengths (in minutes) are uniformly distributed on the interval $[5, 35]$. Less is known about this scenario than the preceding (with exponential service times).

The thought of choosing $(a, b) = (0, 2/3)$ or $(1/3, 1/3)$ did not occur to me until later. I had imagined that numerical inversion of Laplace transforms was the only avenue available to reliably estimate the mode and median.

Just as $(a + b)/2$ is the first moment of treatment lengths,

$$\xi = \frac{a^2 + a b + b^2}{3}, \quad \eta = \frac{(a + b)(a^2 + b^2)}{4}$$

are the corresponding second and third moments. Again, favoring pristine theory over experiment,

$$F(s) = \frac{(1 - \rho)s}{s - \lambda + \lambda \frac{\exp(-as) - \exp(-bs)}{(b-a)s}};$$

consequently [11, 12]

$$\text{mean} = -F'(0) = \frac{\lambda \xi}{2(1-\rho)}, \quad \text{variance} = F''(0) - F'(0)^2 = \frac{\lambda \eta}{3(1-\rho)} + \frac{\lambda^2 \xi^2}{4(1-\rho)^2}$$

giving $\frac{19}{48}$ and $\frac{1883}{6912}$ respectively. The mode (location of the density maximum, excluding 0) occurs when

$$f_2'(x_0) = 0$$

i.e.,

$$x_0 = \frac{1}{6} \left(1 + 3e^{1/6} - \sqrt{3e^{1/6} (7 - 3e^{1/6})} \right) = 0.17405980...;$$

solving the equation

$$\int_{c_0}^{c_1} f_0(t) dt + \int_{c_1}^{c_2} f_1(t) dt + \int_{c_2}^x f_2(t) dt = \frac{1}{2}$$

gives the median to be 0.21673428....

My classroom example deviates from the direction of research [13], which emphasizes heavy-tailed service time distributions. Ramsay [14] discovered a remarkably compact formula – a single integral of a non-oscillating function over the real line – in connection with Pareto service times. My formulas for uniform service times are sprawling by comparison.

The recursive solution of delay-differential equations is certainly not new [15] but application of such to queueing theory does not seem to be widespread. Counterexamples include [16, 17]; surely there are more that I've missed. Symbolics are mentioned in [13].

The waiting time probability for M/D/1 seems to decay exponentially (as do the other two cases). The Cramér-Lundberg approximation [18] is applicable; alternatively, we have asymptotics [11, 19]

$$P \{W_{\text{que}} > x\} \sim \frac{1-\rho}{\tau \rho - 1} \exp[-\lambda(\tau - 1)x] \quad \text{as } x \rightarrow \infty$$

where $\tau > 1$ is the unique root of $\tau \exp[-\rho(\tau - 1)] = 1$.

Returning finally to M/U/1, let L_{sys} denote the number of patients in the system (both queue and service). Define

$$\tilde{F}(z) = \frac{(1-\rho)(1-z)\Theta(\lambda(1-z))}{\Theta(\lambda(1-z)) - z}, \quad \sigma^2 = \xi - \frac{1}{\mu^2}.$$

Under equilibrium, with $\lambda = 2$, $\mu = 3$ and $a = \frac{1}{12}$, $b = \frac{7}{12}$, we have

$$\tilde{f}(\ell) = \mathbb{P}\{L_{\text{sys}} = \ell\} = \frac{1}{\ell!} \left. \frac{d^\ell \tilde{F}}{dz^\ell} \right|_{z=0} = \begin{cases} \frac{1}{3} = 0.333333... & \text{if } \ell = 0 \\ \frac{1-e+e^{7/6}}{-3+3e} = 0.289628... & \text{if } \ell = 1 \\ 0.177042... & \text{if } \ell = 2 \\ 0.096164... & \text{if } \ell = 3 \\ 0.050209... & \text{if } \ell = 4 \\ 0.025950... & \text{if } \ell = 5 \end{cases} ;$$

consequently [20, 21]

$$\text{mean} = \tilde{F}'(1) = \rho + \frac{\rho^2 + \lambda^2 \sigma^2}{2(1 - \rho)},$$

$$\begin{aligned} \text{variance} &= \tilde{F}''(1) + \tilde{F}'(1) - \tilde{F}'(1)^2 \\ &= \rho(1 - \rho) + \frac{(3 - 2\rho)(\rho^2 + \lambda^2 \sigma^2)}{2(1 - \rho)} + \frac{(\rho^2 + \lambda^2 \sigma^2)^2}{4(1 - \rho)} + \frac{\lambda^3 \eta}{3(1 - \rho)} + \frac{\lambda^4 \rho \xi^2}{4(1 - \rho)^2} \end{aligned}$$

giving $\frac{35}{24}$ and $\frac{4547}{1728}$ respectively. The final term for the variance is missing in [21]. The probability generating function $\tilde{f}(\ell)$ seems to decay geometrically, but details surrounding the exact limit of successive ratios have not been verified [20].

I am grateful to innumerable software developers, as my “effective” formulas are too lengthy to be studied in any traditional sense. Mathematica routines NDSolve for DDEs and InverseLaplaceTransform (for Mma version ≥ 12.2) plus ILTCME [22] assisted in numerically confirming many results. R steadfastly remains my favorite statistical programming language. A student asked in 2006 for my help in writing a relevant R simulation, leading to the computational exercises described here and to my abiding interest in queues [23, 24].

5. ADDENDUM

For completeness, another M/D/1 result is provided. Under equilibrium, with $\lambda = 2$, $\mu = 3$ and $a = \frac{1}{3} = b$, we have

$$\tilde{h}(\ell) = \mathbb{P}\{L_{\text{sys}} = \ell\} = \begin{cases} \frac{1}{3} = 0.333333... & \text{if } \ell = 0 \\ \frac{-1+e^{2/3}}{3} = 0.315911... & \text{if } \ell = 1 \\ \frac{-5e^{2/3}+3e^{4/3}}{9} = 0.182481... & \text{if } \ell = 2 \\ \frac{8e^{2/3}-21e^{4/3}+9e^2}{27} = 0.089494... & \text{if } \ell = 3 \\ \frac{-22e^{2/3}+180e^{4/3}-243e^2+81e^{8/3}}{243} = 0.042035... & \text{if } \ell = 4 \\ \frac{14e^{2/3}-312e^{4/3}+972e^2-891e^{8/3}+243e^{10/3}}{729} = 0.019607... & \text{if } \ell = 5 \end{cases} ;$$

giving $\frac{4}{3}$ and $\frac{56}{27}$ for the mean and variance, yet unverified limit of successive ratios.

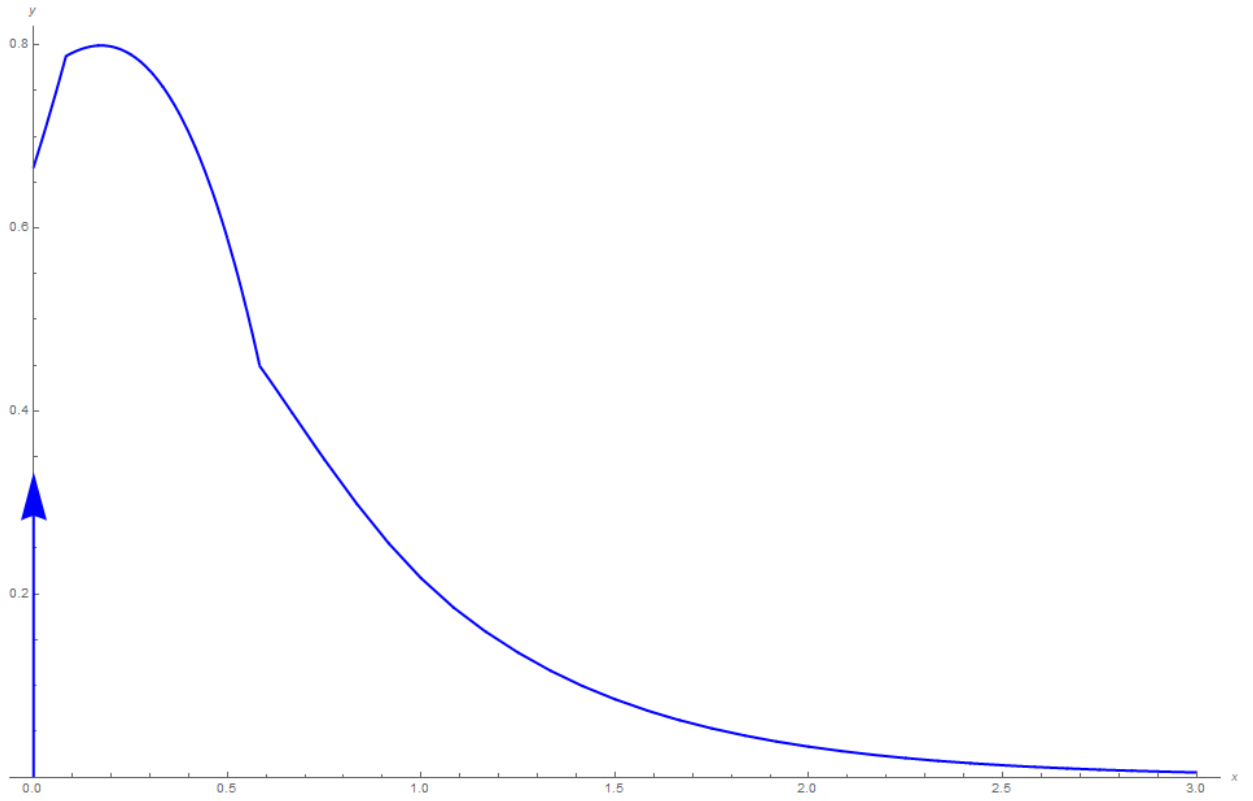


Figure 1: Waiting time density plot $y = f(x)$ for $\text{Uniform}[\frac{1}{12}, \frac{7}{12}]$ service.

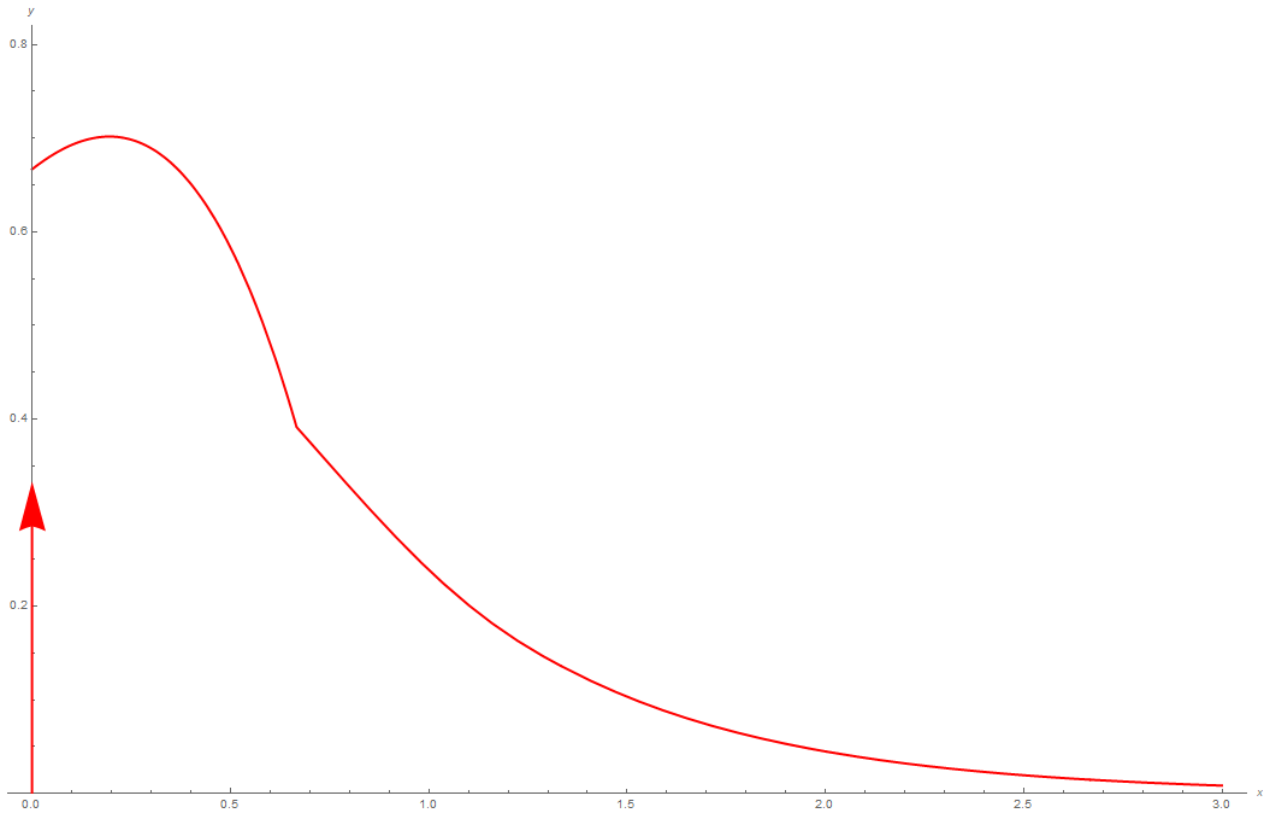


Figure 2: Waiting time density plot $y = g(x)$ for Uniform $[0, \frac{2}{3}]$ service.

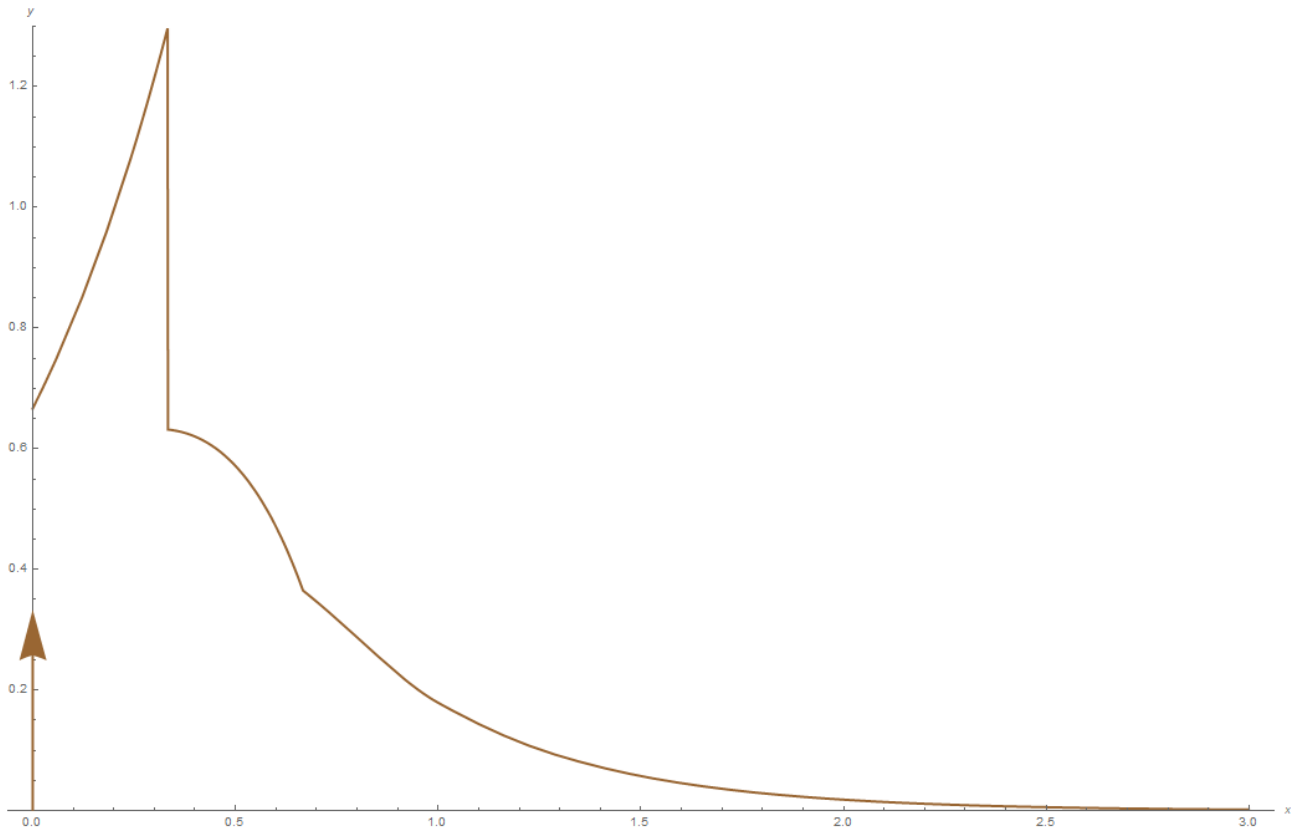


Figure 3: Waiting time density plot $y = h(x)$ for Deterministic $[\frac{1}{3}]$ service.

REFERENCES

- [1] J. F. Shortle, J. M. Thompson, D. Gross and C. M. Harris, *Fundamentals of Queueing Theory*, 5th ed., Wiley, 2018, pp. 261–268, 271–275, 443–444; MR3791493.
- [2] M. F. Neuts, Generalizations of the Pollaczek-Khinchin integral equation in the theory of queues, *Adv. in Appl. Probab.* 18 (1986) 952–990; MR0867095.
- [3] K. H. Lundberg, H. R. Miller and D. L. Trumper, Initial conditions, generalized functions, and the Laplace transform troubles at the origin, *IEEE Control Systems Magazine* 27 (2007) 22–35.
- [4] J. L. Schiff, *The Laplace Transform: Theory and Applications*, Springer-Verlag, 1999, pp. 88–89; MR1716143.
- [5] A. Henderson, Extension of the initial value theorem, *Internat. J. Electrical Engineering & Education* 15 (1978) 237–241.
- [6] A. K. Erlang, The theory of probabilities and telephone conversations (in Danish), *Nyt Tidsskrift for Matematik* 20B (1909) 33–39; Engl. transl. in E. Brockmeyer, H. L. Halstrøm and A. Jensen, eds., *The Life and Works of A. K. Erlang*, Trans. Danish Acad. Tech. Sci., 1948, pp. 131–137; MR0027976.
- [7] V. B. Iversen and L. Staalhagen, Waiting time distribution in M/D/1 queueing systems, *Electronics Letters* 35 (1999) 2184–2185.
- [8] N. U. Prabhu, *Stochastic Storage Processes. Queues, Insurance Risk, Dams, and Data Communication*, 2nd ed., Springer-Verlag, 1998, pp. 36–37, 75–78; MR1492990.
- [9] H. Tijms, New and old results for the M/D/c queue, *AEU - Internat. J. Electronics and Communications* 60 (2006) 125–130.
- [10] F. S. Hillier and G. J. Lieberman, *Introduction to Operations Research*, 3rd ed., Holden-Day, 1980, pp. 400–457 (chapter entitled “Queueing Theory”); MR0569591.
- [11] H. C. Tijms, *A First Course in Stochastic Models*, Wiley, 2003, pp. 327–331, 348–353, 381–384; MR2190630.
- [12] X. Zhao, J. Hou and K. Gilbert, Measuring the variance of customer waiting time in service operations, *Management Decision* 52 (2014) 296–312.

- [13] J. F. Shortle, P. H. Brill, M. J. Fischer, D. Gross and D. M. B. Masi, An algorithm to compute the waiting time distribution for the M/G/1 queue, *INFORMS J. Comput.* 16 (2004) 152–161; MR2065995.
- [14] C. M. Ramsay, Exact waiting time and queue size distributions for equilibrium M/G/1 queues with Pareto service, *Queueing Systems* 57 (2007) 147–155; MR2369214.
- [15] S. R. Finch, Components and cycles of random mappings, arXiv:2205.05579.
- [16] M. Vlasiou, *Lindley-Type Recursions*, Ph.D. thesis, Eindhoven University of Technology, 2006, <http://research.tue.nl/en/publications/lindley-type-recursions>.
- [17] O. J. Boxma and M. Vlasiou, On queues with service and interarrival times depending on waiting times, *Queueing Systems* 56 (2007) 121–132; arXiv:1404.5549; MR2336100.
- [18] T. Sakurai, Approximating M/G/1 waiting time tail probabilities, *Stochastic Models* 20 (2004) 173–191; MR2048251.
- [19] H. Tijms and K. Staats, Negative probabilities at work in the M/D/1 queue, *Probab. Engrg. Inform. Sci.* 21 (2007) 67–76; MR2289220.
- [20] M. L. Chaudhry, U. C. Gupta and M. Agarwal, Exact and approximate numerical solutions to steady-state single-server queues: M/G/1 – a unified approach, *Queueing Systems* 10 (1992) 351–379; MR1150007.
- [21] J. D. Griffiths, The coefficient of variation of queue size for heavy traffic, *J. Operational Research Society* 47 (1996) 1071–1076.
- [22] G. Horváth, I. Horváth, M. Telek, S. Al-Deen Almousa and Z. Talyigás, Inverse Laplace Transform with Concentrated Matrix-Exponential Functions, <http://inverselaplace.org>.
- [23] S. Finch, M/D/1 queues with LIFO and SIRO policies, arXiv:2208.09980.
- [24] S. Finch, D/M/1 queue: Policies and control, arXiv:2210.08545.

Steven Finch
MIT Sloan School of Management
Cambridge, MA, USA
steven_finch@harvard.edu