

Inflection-point Inflation and Dark Matter Redux

Anish Ghoshal ^{1,*} Gaetano Lambiase ^{2,3,†}

Supratik Pal ^{4,5,‡} Arnab Paul ^{4,6,§} and Shiladitya Porey ^{7,¶}

¹*Institute of Theoretical Physics, Faculty of Physics,
University of Warsaw, ul. Pasteura 5, 02-093 Warsaw, Poland*

²*Dipartimento di Fisica "E.R. Caianiello",
Universita' di Salerno, I-84084 Fisciano (Sa), Italy*

³*INFN - Gruppo Collegato di Salerno, I-84084 Fisciano (Sa), Italy*

⁴*Physics and Applied Mathematics Unit,
Indian Statistical Institute, Kolkata-700108, India*

⁵*Technology Innovation Hub on Data Science,
Big Data Analytics and Data Curation,*

Indian Statistical Institute, Kolkata-700108, India

⁶*School of Physical Sciences, Indian Association for
the Cultivation of Science, Kolkata-700032, India*

⁷*Department of Physics, Novosibirsk State University,
Pirogova 2, 630090 Novosibirsk, Russia*

Abstract

We investigate for viable models of inflation that can successfully produce dark matter (DM) from inflaton decay process, satisfying all the constraints from Cosmic Microwave Background (CMB) and from some other observations. In particular, we analyze near-inflection-point small field inflationary scenario with non-thermal production of fermionic DM from the decaying inflaton field during the reheating era. To this end, we propose two different models of inflation with polynomial potential. The potential of Model I contains terms proportional to linear, quadratic, and quartic in inflaton; whereas in Model II, the potential contains only even power of inflaton and the highest term is sextic in inflaton. For both the models, we find out possible constraints on the model parameters which lead to proper inflationary parameters from CMB data with a very small tensor-to-scalar ratio, as expected from a small-field model. With the allowed parameter space from CMB, we then search for satisfactory relic abundance for DM, that can be produced from inflaton via reheating, to match with the present-day cold dark matter (CDM) relic density for the parameter spaces of the DM χ mass and Yukawa couplings in the range $10^{-9} \gtrsim y_\chi \gtrsim 10^{-15}$ and $10^3 \text{ GeV} \lesssim m_\chi \lesssim 10^9 \text{ GeV}$. The DM relic is associated with the inflection-points in each model via maximum temperature reached in the early universe during its production. Finally, we find out allowed parameter space coming out of combined constraints from stability analysis for both SM Higgs and DM decays from inflaton as well as from BBN and Lyman- α bounds.

*Electronic address: anish.ghoshal@fuw.edu.pl

†Electronic address: lambiase@sa.infn.it

‡Electronic address: supratik@isical.ac.in

§Electronic address: arnabpaul9292@gmail.com

¶Electronic address: shiladityamailbox@gmail.com

I. INTRODUCTION

Cosmic inflation, as originally proposed in Refs. [1–4], postulated a brief period of non-adiabatic exponential expansion of space-time leading to washing out of all imprinted primordial information, including preexisting inhomogeneities in energy-momentum tensor and spacetime metric. This explains the high degree of spatial flatness, homogeneity, and isotropic nature of the universe, and uniform (2.725 K) black body radiation as seen in the temperature fluctuations of Cosmic Microwave Background Radiation (CMBR) measurements. During inflation, the Hubble parameter is nearly constant indicating quasi de-sitter universe, that generically produces scalar and tensor quantum fluctuations characterized by nearly scale invariant power spectrum on super-horizon scales, which upon re-entering at a much later stage of evolution of the universe, produces large scale structures (LSS), primordial gravitational waves (PGW) and may also source primordial black holes (PBHs). Properties of these primordial scalar and tensor perturbations, amplitude of scalar power spectrum A_s , scalar spectral index n_s , and tensor-to-scalar ratio r from CMB measurements are obtained from *Planck* and BICEP observations [5, 6]. From the measured values of n_s and r , $V(\phi) \propto \phi^p$ with $p \geq 1$ inflationary potentials have been disfavored (see e.g., Ref. [7] for a comprehensive review). However, plateau-type potentials are compatible with current CMB predictions.

Besides addressing inflation, the 6-parameter (Λ CDM) fit of the CMB data manifests that $\sim 26.5\%$ of the total mass-energy density of the universe is in the form of Cold Dark Matter (CDM) while the visible matter is only $\sim 5\%$. However, even though we have several gravitational signatures of DM on top of CMB data, there is no direct non-gravitational signature of DM so far. So, the exact nature of DM as well as its origin in the universe still eludes us.

There are numerous proposed models for DM particles originating at different epochs and via various production mechanisms [8] in the history of the universe. Their cross-section with other particles, and production channels control the genesis of those particles and time of decoupling from the plasma of the universe. In this work, we are considering one of the earliest possible epochs of production of DM i.e. during reheating. The most popular model of non-thermal DM is known as the Weakly Interacting Massive Particles (WIMP) scenario. However, lack of direct evidence of the existence of WIMP particles in the colliders, make

this scenario questionable. If the DM particles are so feebly interacting with the visible sector particles that they never reach thermal equilibrium with the relativistic SM plasma, then the so-called feebly interacting massive particle (FIMP) [9–13, 13, 14] are produced from interaction with the thermal bath. To say more specifically, when the temperature of the thermal bath drops below the mass of DM particles, the abundance of DM is frozen-in. A notable difference between FIMP and WIMP is that DM abundance via the former mechanism depends on the initial conditions, namely, the initial density (typically assumed to be small) of DM particles, which can be produced during the cosmic re-heating stages. Besides, there remains another possibility for the DM genesis which involves the direct decay of a heavy particle, for example, a moduli field, the curvaton (see, e.g. Ref. [15]), or the inflaton which is contemplated in this work. Additionally, DM particles could have also been produced via scattering of SM particles or inflatons mediated by the irreducible gravitational interaction [16–20].

In this paper, we look to have a single unified model of inflation and the production of dark matter. Inflaton as the SM gauge singlet are studied in several works [21, 22]), and particularly with non-minimal coupling between inflaton and the Ricci scalar Refs. [8, 23–33] flattens the potential in the Einstein frame. Having flat potentials without such non-minimal coupling to gravity have explored in BSM model scenarios like the ν MSM [34], the NMSM [35], SMART $U(1)_X$ [36], the WIMPflation [37], model with a single axion-like particle [38], and extension with a complex flavon field [39]¹. Recently Ref. [40] looked at inflaton decay to dark matter with complementary DM versus gravitational searches.

Particularly inflection-point inflation and creation of inflection point in various particle physics models have been of great interest [42–61] since it produces flat potential in a very simple framework and can be embedded quite easily in BSM models. It may avoid trans-Planckian issues [62] and is consistent with the swampland distance conjecture [63], due to its small field inflation scenario. Usually the running of the spectral index, $\alpha_s \sim \mathcal{O}(10^{-3})$, also falls within the testable regions in the foreseeable future [64]. Inflection-point inflation can lead to the scale of inflation H_I to be very low, and therefore no cosmological moduli problem in the universe exists in this set-up [65].

With such motivations for creating inflection-point to drive inflation in the early universe,

¹For supersymmetric models, see, e.g., Ref. [41], which is inspired by the gauge-invariant MSSM inflation [42].

we consider an additional gauge singlet fermion field χ as the DM candidate [66–71] together with the scalar singlet as the inflaton. Along with that, we assume no or very tiny mixing between the inflaton and the SM Higgs.

Due to its direct coupling with the DM, the inflaton either decays to DM or may undergo scattering with the dark sector to produce the observed relic. As we will see, additional irreducible gravitational interaction may also mediate the DM production, either by 2-to-2 annihilation of the SM Higgs bosons, or of the inflatons during the reheating era.

The paper is organized as follows: In Section II, we discuss the definition of inflection point for a single field potential. In Subsection II A, we explore the slow roll inflationary scenario of Model I inflation and also, fix the coefficients of the inflaton potential from the CMB data. The inflationary scenario, together with the estimation of the coefficient of the inflaton potential of Model II, are discussed in Subsection II B. In the succeeding subsection (Subsection III A), we analyzed the stability of the inflaton-potential of both models with respect to radiative correction. In Section IV, we comparatively discuss the reheating scenario for both models. We also discuss whether the non-thermal vector-like fermionic DM produced via the decay of inflaton or from the scattering of inflaton/SM particles can explain the total CDM density of the present universe. We finally conclude in Section V.

II. INFLECTION-POINT INFLATION MODELS

The presence of an inflection point in the inflationary potential is significant for the slow roll inflation, as it provides a plateau-like region in the potential. This plateau-like region helps to increase the number of e-foldings (defined in Section II A 1) without noticeable change in the inflaton-value, while inflaton is in the neighborhood of inflection point [43, 72].²

To find out the stationary inflection point of an inflationary potential $\mathcal{V}(\theta)$ of a single scalar field θ , we need the solution of

$$\frac{d\mathcal{V}}{d\theta} = \frac{d^2\mathcal{V}}{d\theta^2} = 0. \quad (1)$$

²The presence of an inflection point in the potential can also cause a rise of the scalar power spectrum if inflaton starts the journey significantly before inflection point.

Also, it is necessary that $d^2\mathcal{V}/d\theta^2$ should change sign at the inflection point.³ In the following two subsections (Section II A and Section II B) we discuss two different slow roll small-field inflationary scenarios, where each of the inflationary potentials possesses a near inflection point.

A. Inflection-point achieved with Linear term

The Lagrangian density of Model I inflation where the inflaton Φ is minimally coupled to gravity (with $\hbar = c = k_B = 1$) is:

$$\mathcal{L}_I = \frac{M_P^2}{2}\mathcal{R} + \mathcal{L}_{INF}(\Phi) + \mathcal{L}_{KE,\chi} - U_\chi(\chi) + \mathcal{L}_{KE,H} - U_H(H) + \mathcal{L}_{reh,I} + \mathcal{L}_{SM}, \quad (2)$$

where \mathcal{R} is the Ricci scalar with metric-signature $(+, -, -, -)$ and $M_P \simeq 2.4 \times 10^{18}\text{GeV}$ is the reduced Planck mass. The second term on the right-hand side of Eq. (2), $\mathcal{L}_{INF}(\Phi)$, is the Lagrangian density of Φ (a real scalar field) -

$$\mathcal{L}_{INF}(\Phi) = \frac{1}{2}\partial_\mu\Phi\partial^\mu\Phi - U_\Phi(\Phi), \quad (3)$$

$$U_\Phi(\Phi) = V_0 + a\Phi - b\Phi^2 + d\Phi^4, \quad (4)$$

where V_0 , a , b , and d are all assumed to be positive, real, and with mass dimensions M_P^4 , M_P^3 , M_P^2 , and M_P^0 , respectively. The minus sign in front of b helps to get the inflection point. To make the potential bounded from below, we choose $d > 0$. Such linear terms in the potential can be motivated by many instances, e.g., from non-perturbative generation of condensates under dark interaction [73–77], or from gravitational interactions [78, 79], or from SUSY motivations [80–85] and several others [86–88]. Here we do not go into such detailed models but instead, use it as a phenomenological model where the analysis remains applicable to all such scenarios. We will fix these coefficients from the constraints on the parameters of inflationary scenario, obtained from CMB data. In Eq. (2), $\mathcal{L}_{KE,\chi}$, and $\mathcal{L}_{KE,H}$ symbolizes kinetic energy of the vector-like fermionic DM, χ , and SM Higgs field, H , respectively. The potential term for χ and H are given by respectively -

$$U_\chi(\chi) = m_\chi\bar{\chi}\chi, \quad (5)$$

$$U_H(H) = -m_H^2 H^\dagger H + \lambda_H (H^\dagger H)^2. \quad (6)$$

³For further details, see Section 3.6.1.3-1 of Bronshtein, Il'ia Nikolaevich, et al. *Handbook of mathematics*. Springer, 5th ed., 2007, doi:10.1007/978-3-540-72122-2.

\mathcal{L}_{SM} is the Lagrangian density of the SM members and $\mathcal{L}_{reh,I}$ which plays a crucial role during reheating, takes care of the interactions of χ and H with Φ [44]:

$$\mathcal{L}_{reh,I} = -y_\chi \Phi \bar{\chi} \chi - \lambda_{12} \Phi H^\dagger H - \lambda_{22} \Phi^2 H^\dagger H. \quad (7)$$

Here λ_{12} , λ_{22} , and Yukawa-like y_χ are the couplings of SM Higgs and fermionic DM with inflaton. y_χ and λ_{22} are dimensionless, while λ_{12} has the dimension of M_P .

During inflation, contribution from the other terms, except the first two terms on the right side of Eq. (2), is negligible. Then, the equation of motion of the spatially homogeneous and isotropic Φ is

$$\ddot{\Phi} + 3\mathcal{H}\dot{\Phi} + U'_\Phi = 0, \quad (8)$$

where \mathcal{H} is the Hubble parameter. In Eq. (8), over-dot indicates derivative with respect to time t , and prime denotes derivative with respect to inflaton. For slow roll inflation⁴ by Φ , $\ddot{\Phi}$ must be negligible so that

$$3\mathcal{H}\dot{\Phi} = -U'_\Phi. \quad (9)$$

In addition to that, we need $U'_\Phi \ll U_\Phi$ [90, 91] which again implies that the kinetic term of the inflaton $\dot{\Phi}^2 \ll U_\Phi(\Phi)$. As a result of that, the first Friedman equation leads to

$$\mathcal{H}^2 = \frac{1}{3M_P^2} U_\Phi(\Phi). \quad (10)$$

Therefore, \mathcal{H} is nearly constant during the slow roll phase of inflation. Again, Eq. (9), together with $\dot{\Phi}^2 \ll U_\Phi(\Phi)$, suggests [92]

$$\mathcal{H}^2 \gg U''_\Phi. \quad (11)$$

These conditions are generally demonstrated in terms of slow roll parameters, mentioned in the succeeding part of this text.

⁴In Ref. [89], it has been shown that near the inflection point of the potential, an ultra slow-roll phase exists, and the slow roll conditions are not applicable there. However, in this work, $\Phi_{\text{CMB}} < \Phi_0$ and inflaton does not cross the inflection point during the course of its evolution when the perturbations corresponding to the scales of interest leave the Hubble horizon. Although a choice of $\dot{\Phi}_{(\text{at } \Phi=\Phi_{\text{CMB}})} = 0$ as initial condition can violate the geometric slow-roll condition, choosing a small initial inflaton velocity at $\Phi = \Phi_{\text{CMB}}$ or starting the evolution at $\Phi > \Phi_{\text{CMB}}$ can resolve this issue. So, using the slow-roll approximation in this work is reasonable.

1. Slow roll parameters and number of e-foldings

The slow-roll condition during inflation is measured in terms of slow-roll parameters $(\epsilon_V, \eta_V, \xi_V, \sigma_V)$ whose absolute values must be $\ll 1$ throughout the inflation. The four slow roll parameters are respectively [45, 93, 94] (we have used the symbols from [93])

$$\epsilon_V \approx \frac{M_P^2}{2} \left(\frac{U'_\Phi}{U_\Phi} \right)^2 = M_P^2 \frac{(a - 2b\Phi + 4d\Phi^3)^2}{2(\Phi(a - b\Phi + d\Phi^3) + V_0)^2}, \quad (12)$$

$$\eta_V \approx M_P^2 \frac{U''_\Phi}{U_\Phi} = -M_P^2 \frac{2(b - 6d\Phi^2)}{\Phi(a - b\Phi + d\Phi^3) + V_0}, \quad (13)$$

$$\xi_V \approx M_P^4 \frac{U'_\Phi U'''_\Phi}{U_\Phi^2} = M_P^4 \frac{24d\Phi(a - 2b\Phi + 4d\Phi^3)}{(\Phi(a - b\Phi + d\Phi^3) + V_0)^2}, \quad (14)$$

$$\sigma_V \approx M_P^6 \frac{U'^2_\Phi U''''_\Phi}{U_\Phi^3} = M_P^6 \frac{24d(a - 2b\Phi + 4d\Phi^3)^2}{(\Phi(a - b\Phi + d\Phi^3) + V_0)^3}. \quad (15)$$

As soon as the slow roll conditions are violated at $\Phi \sim \Phi_{\text{end}}$, i.e. any one of the slow-roll parameters $|\epsilon_V|, |\eta_V|, |\xi_V|, |\sigma_V| \sim 1$, inflation ends. The duration of inflation is measured in terms of the total number of e-foldings, $\mathcal{N}_{\text{CMB, tot}}$: [45, 93–95])

$$\mathcal{N}_{\text{CMB, tot}} = M_P^{-2} \int_{\Phi_{\text{end}}}^{\Phi_{\text{CMB}}} \frac{U_\Phi}{U'_\Phi} d\Phi = \int_{\Phi_{\text{end}}}^{\Phi_{\text{CMB}}} \frac{1}{\sqrt{2\epsilon_V}} d\Phi, \quad (16)$$

where Φ_{CMB} is the value of the inflaton at which the length scale that left the causal horizon during inflation, re-enters during the era of recombination, i.e. during the generation of CMB.

2. Scalar and Comoving curvature power spectrum and scalar spectral index

From the discussion of Section II A, we can claim that the size of the causal horizon (which is $\sim \mathcal{H}^{-1}$) remains nearly constant during slow roll inflation. However, any physical length scale in our expanding universe always continues to increase as $\propto \mathfrak{s}$, where $\mathfrak{s}(t)$ is the cosmological scale factor. Thus, ' k '-th Fourier modes of quantum fluctuations, generated during inflation, may leave the causal region before the ending of inflation whenever $k < \mathcal{H}$. Then, on super-horizon scales, the spectrum of these Fourier modes become scale-invariant and frozen with the amplitude of the fluctuations almost independent of the time of horizon crossing. After the completion of inflation, $\mathcal{H}(t)$ changes as $\mathcal{H} \sim \mathfrak{s}^n$ ($n = -2$ for radiation domination and $-3/2$ for matter domination stage). Then, that ' k '-th Fourier modes of the fluctuations may reenter the causal region. The statistical nature of these

fluctuations is expressed in terms of power spectrum, which can be calculated from two point correlation function of the fluctuations. Here, it is assumed that fluctuations are Gaussian in nature [92, 96]. The scalar power spectrum is then defined as [97–99]:

$$\mathcal{P}_s(k) = A_s \left(\frac{k}{k_*} \right)^{n_s - 1 + (1/2)\alpha_s \ln(k/k_*) + (1/6)\beta_s (\ln(k/k_*))^2}, \quad (17)$$

where A_s is the normalization

$$A_s \approx \frac{U_\Phi}{24\pi^2 M_P^4 \epsilon_V} \approx \frac{2U_\Phi}{3\pi^2 M_P^4 r}, \quad (18)$$

and k_* is the pivot scale, which is 0.05Mpc^{-1} for *Planck* observation (see Section II A 4). Similarly, the power spectrum for tensor perturbation is $\mathcal{P}_h(k)$ (with A_t as the normalization and n_t as the tensor spectral index) [98]

$$\mathcal{P}_h(k) = A_t \left(\frac{k}{k_*} \right)^{n_t + (1/2)dn_t/d\ln k \ln(k/k_*) + \dots}, \quad (19)$$

and then the ratio of the amplitudes of the tensor to scalar power spectrum is [98, 100]

$$r = \frac{A_t}{A_s} \approx 16\epsilon_V. \quad (20)$$

For adiabatic density perturbation, the comoving curvature perturbation in super-horizon limit is

$$\Delta_{\mathcal{R}}^2 = \left(\frac{5 + 3w}{3(1 + w)} \right)^2 \mathcal{P}_s. \quad (21)$$

For the radiation (RD) and matter domination (MD) stage, equation of state parameter $w = 1/3$ and $w = 0$, respectively, and thus

$$\mathcal{P}_s = \begin{cases} \frac{4}{9}\Delta_{\mathcal{R}}^2 & \text{(during RD)}, \\ \frac{9}{25}\Delta_{\mathcal{R}}^2 & \text{(during MD)}. \end{cases} \quad (22)$$

Scalar spectral index and running of scalar spectral index are defined as [84, 101, 102] (see also of [95])

$$n_s = \frac{d \ln \mathcal{P}_s}{d \ln k} = 1 + 2\eta_V - 6\epsilon_V, \quad (23)$$

$$\alpha_s \equiv \frac{dn_s}{d \ln k} = 16\epsilon_V \eta_V - 24\epsilon_V^2 - 2\xi_V. \quad (24)$$

The last two terms on the right side of Eq. (23) indicate how much the power spectrum varies from the scale-invariant form. The running of the running of scalar spectral index is defined as [99]

$$\begin{aligned}\beta_s &\equiv \frac{d^2 n_s}{d \ln k^2} \\ &= -192\epsilon_V^3 + 192\epsilon_V^2 \eta_V - 32\epsilon_V \eta_V^2 - 24\epsilon_V \xi_V + 2\eta_V \xi_V + 2\sigma_V.\end{aligned}\quad (25)$$

The constraints on n_s , α_s and β_s from *Planck* observations are mentioned in Table I.

3. Inflection point

To find the inflection point of the potential (Eq. (4)), following Eq. (1) we need

$$U'_\Phi = U''_\Phi = 0. \quad (26)$$

Solution of Eq. (26)

$$\Phi_0 = \frac{3a}{4b} \quad \text{for } d = \frac{8b^3}{27a^2}. \quad (27)$$

Thus, having devised the pathway to find inflection-point, next we move onto understanding how large or small the parameters of the model need to be in order to satisfy the CMB constraints.

4. Estimating coefficients from *Planck* data

In this section, we try to fix the coefficients of the potential (Eq. (4)) as a function of r . Following [97, 98], we can write

$$\begin{pmatrix} \Phi_{\text{CMB}} & \Phi_{\text{CMB}}^2 & \Phi_{\text{CMB}}^4 \\ 1 & 2\Phi_{\text{CMB}} & 4\Phi_{\text{CMB}}^3 \\ 0 & 2 & 12\Phi_{\text{CMB}}^2 \end{pmatrix} \begin{pmatrix} a \\ b \\ d \end{pmatrix} = \begin{pmatrix} U_\Phi(\Phi_{\text{CMB}}) - V_0 \\ U'_\Phi(\Phi_{\text{CMB}}) \\ U''_\Phi(\Phi_{\text{CMB}}) \end{pmatrix}, \quad (28)$$

where d is known from Eq. (27) and $U_\Phi(\Phi_{\text{CMB}})$, $U'_\Phi(\Phi_{\text{CMB}})$ and $U''_\Phi(\Phi_{\text{CMB}})$ can be derived using Eq. (12), (13), (14), (18), (23), (24) as

$$U_\Phi(\Phi_{\text{CMB}}) = \frac{3}{2} A_s r \pi^2 M_P^4, \quad (29)$$

$$U'_\Phi(\Phi_{\text{CMB}}) = \frac{3}{2} \sqrt{\frac{r}{8}} (A_s r \pi^2) M_P^3, \quad (30)$$

$$U''_\Phi(\Phi_{\text{CMB}}) = \frac{3}{4} \left(\frac{3r}{8} + n_s - 1 \right) (A_s r \pi^2) M_P^2. \quad (31)$$

The observed values of inflation parameters measured at $\Phi = \Phi_{\text{CMB}}$ (at $k_* \simeq 0.05 \text{Mpc}^{-1}$) from *Planck* data are given in Table I.⁵ Thus, allowed ranges for 'running of scalar spectral

TABLE I: *Planck* data of CMB.

$\ln(10^{10} A_s)$	3.047 ± 0.014	68%, TT,TE,EE+lowE+lensing+BAO	[103]
n_s	0.9647 ± 0.0043	68%, TT,TE,EE+lowE+lensing+BAO	[103]
$dn_s/d \ln k$	0.0011 ± 0.0099	68%, TT,TE,EE+lowE+lensing+BAO	[103]
$d^2 n_s/d \ln k^2$	0.009 ± 0.012	68%, TT,TE,EE+lowE+lensing+BAO	[103]

tilt' and 'running of running of spectral tilt' are as follows -

$$-0.0088 \leq \frac{dn_s}{d \ln k} \leq 0.011, \quad (32)$$

$$-0.003 \leq \frac{d^2 n_s}{d \ln k^2} \leq 0.021. \quad (33)$$

Constraint on r is

$$r = 0.014^{+0.010}_{-0.011} \text{ and } < 0.036 \quad (95\%, \text{BK18, BICEP3, Keck Array 2020,} \quad (34)$$

and WMAP and *Planck* CMB polarization)

$$(k_* \simeq 0.05 \text{Mpc}^{-1}) ([103-105], \text{ see also } [106]).$$

Using these, we can find the coefficients of the potential. However, it is sufficient to design the potential in a way such that Φ_{CMB} is adjacent to Φ_0 [72] (see also [43]). In order to implement this, let us revamp the potential (Eq. (4)) as

$$U_\Phi(\Phi) = V_0 + A \Phi - B \Phi^2 + d \Phi^4, \quad (35)$$

with $A = a(1 - \beta_1^I), B = b(1 - \beta_2^I)$ (where β_1^I, β_2^I are dimensionless) such that in the limit $\beta_1^I, \beta_2^I \rightarrow 0$, the slope of the potential vanishes at Φ_0 . Using these arrangements, we have shown the benchmark value for this potential in Table II and using this value, the evolution of the potential and slow roll parameters with Φ are illustrated in Fig. 1. At $\Phi = \Phi_{\text{CMB}}$, $\epsilon_V, |\eta_V|, \xi_V, \sigma_V \ll 1$, and at $\Phi = \Phi_{\text{end}}$, $|\eta_V| \simeq 1$ (from Fig. 1 it is clear that $\sigma_V, \xi_V, \epsilon_V < |\eta_V|$) leads to the ending of slow roll phase.

⁵T and E corresponds to temperature and E-mode polarisation of CMB.

TABLE II: *Benchmark values for linear term potential (Model I) (Φ_{\min} is the minimum of potential in Eq. (35))*

V_0/ M_P^4	a/ M_P^3	b/ M_P^2	d	β_1^I	β_2^I	
2.788×10^{-19}	9.29×10^{-19}	6.966×10^{-18}	1.16×10^{-16}	6×10^{-7}	6×10^{-7}	
		Φ_{CMB}/ M_P	Φ_{end}/ M_P	Φ_{min}/ M_P	Φ_0/ M_P	
		0.1	0.098889	-0.200045	0.100022	
r	n_s	A_s	e-folding	α_s	β_s	$\Delta\mathcal{R}^2$
9.87606×10^{-12}	0.960249	2.10521×10^{-9}	53.75	-1.97×10^{-3}	-3.92×10^{-5}	2.14496×10^{-9}

B. Inflection-point achieved with Sextic Term

Here, we discuss the inflationary scenario for the potential of Model II. Similar to the Model I, we are again assuming that there is no coupling between the inflaton φ and the gravity. Thus, the Lagrangian density of this case is similar to Eq. (2), except for three terms, as indicated below-

$$\mathcal{L}_{II} = \frac{M_P^2}{2}\mathcal{R} + \mathcal{L}_{INF}(\varphi) + \mathcal{L}_{KE,\chi} - U_\chi(\chi) + \mathcal{L}_{KE,H} - U_H(H) + \mathcal{L}_{reh,II} + \mathcal{L}_{SM}, \quad (36)$$

where Lagrangian density responsible for inflation is

$$\mathcal{L}_{INF}(\varphi) = \frac{1}{2}\partial_\mu\varphi\partial^\mu\varphi - U_\varphi(\varphi), \quad (37)$$

and the potential for inflaton is given by [107]:

$$U_\varphi(\varphi) = p\varphi^2 - q\varphi^4 + w\varphi^6. \quad (38)$$

We are assuming that p, q , and w are all reals and $w > 0$. These coefficients have dimensions of M_P^2 , M_P^0 , and M_P^{-2} , respectively. Such sextic terms are motivated may have several origins ranging from EFT considerations [108] to SUSY-based considerations [99, 109–115] and several more. Again here, we do not go into details of the origins and instead treat this as phenomenological analysis which will remain to be applicable for all such models. Now, the Lagrangian density for the reheating is

$$\mathcal{L}_{reh,II} = -y_\chi\varphi\bar{\chi}\chi - \lambda_{12}\varphi H^\dagger H - \lambda_{22}\varphi^2 H^\dagger H. \quad (39)$$

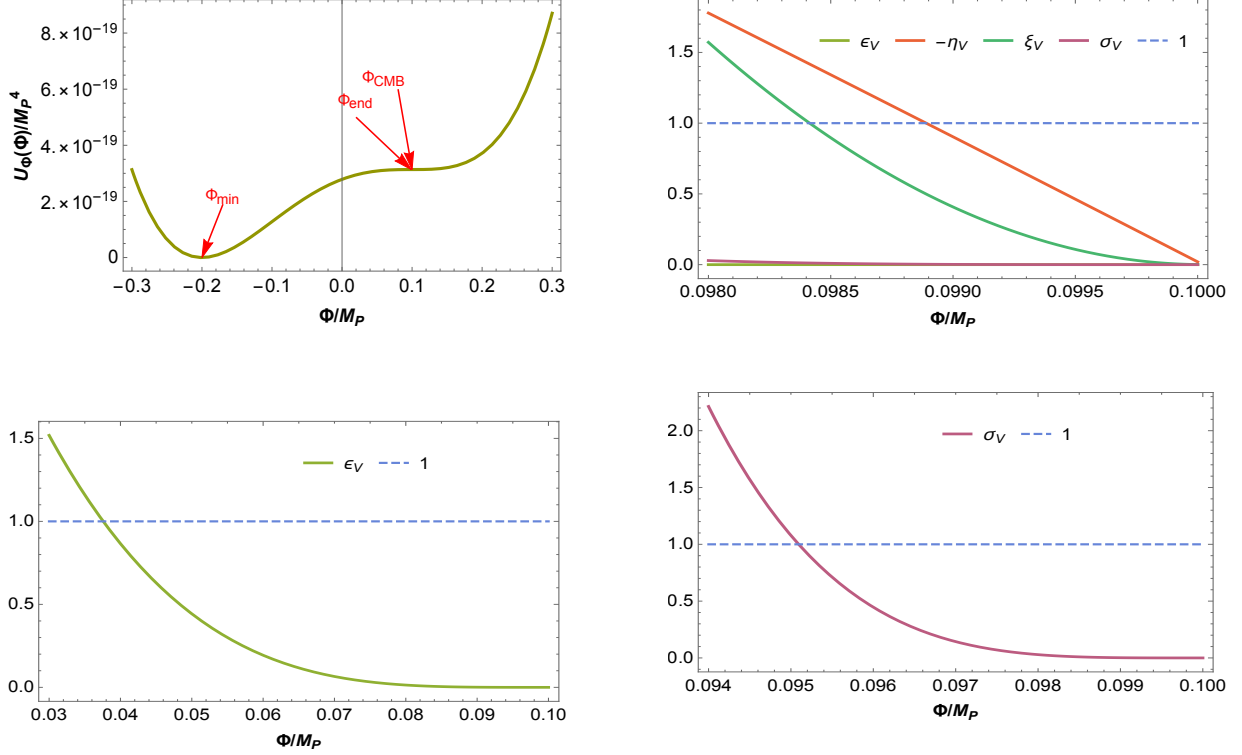


FIG. 1: In the top-left panel: normalised inflaton-potential of Model I inflation for benchmark value mentioned in Table II. In the top-right panel: The evolution of inflationary slow-roll parameters ($\epsilon_V, -\eta_V, \xi_V, \sigma_V$) as a function of Φ/M_P ; second row - left panel: ϵ_V , and second row - right panel: σ_V of Model I slow roll inflation as a function of Φ/M_P are shown separately for benchmark values mentioned in Table II. The dashed line is for 1. As soon as $|\eta_V| \sim 1$, the slow roll inflation ends. From these figures, it is clear that $|\epsilon_V| < |\sigma_V| < |\xi_V| < |\eta_V|$ during the slow-roll regime.

This potential of Eq. (38) has an inflection point at

$$\varphi_0 = \frac{\sqrt{q}}{\sqrt{3w}} \quad \text{for } p = \frac{q^2}{3w}. \quad (40)$$

Following the definition from Section II A 1, the inflationary slow roll parameters are

$$\epsilon_V = M_P^2 \frac{2(p\varphi - 2q\varphi^3 + 3w\varphi^5)^2}{(p\varphi^2 - q\varphi^4 + w\varphi^6)^2}, \quad (41)$$

$$\eta_V = M_P^2 \frac{2(p - 6q\varphi^2 + 15w\varphi^4)}{p\varphi^2 - q\varphi^4 + w\varphi^6}, \quad (42)$$

$$\xi_V = M_P^4 \frac{48\varphi^2(-q + 5w\varphi^2)(p - 2q\varphi^2 + 3w\varphi^4)}{(p\varphi^2 - q\varphi^4 + w\varphi^6)^2}, \quad (43)$$

$$\sigma_V = M_P^6 \frac{96(-q + 15w\varphi^2)(p\varphi - 2q\varphi^3 + 3w\varphi^5)^2}{(p\varphi^2 - q\varphi^4 + w\varphi^6)^3}. \quad (44)$$

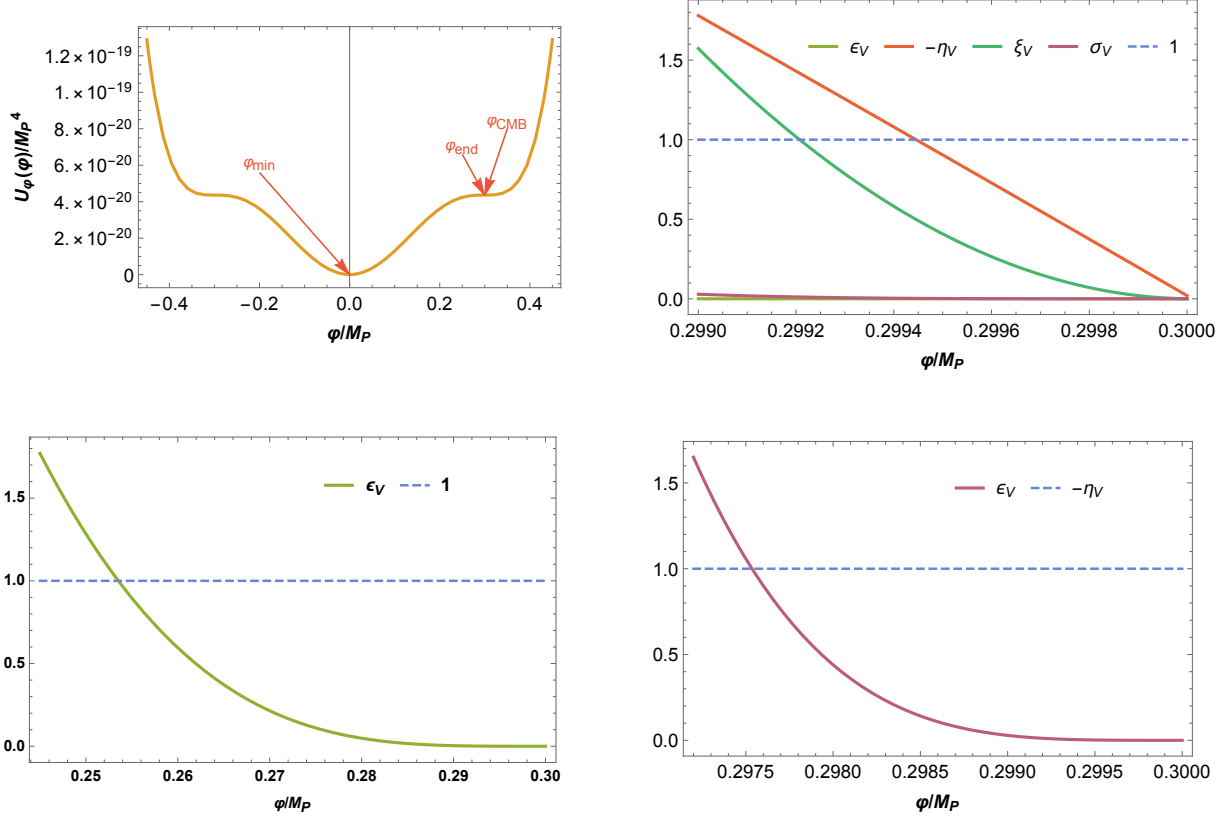


FIG. 2: In the top-left panel, normalised inflaton-potential of Model II as a function of ' ϕ/M_P ' for benchmark value mentioned in Table III. In the top-right panel, absolute values of four slow roll parameters ($\epsilon_V, -\eta_V, \xi_V, \sigma_V$) are plotted with ϕ/M_P as variable. Left and right panel of the second row displays ϵ_V and σ_V respectively against ϕ/M_P for benchmark values mentioned in Table III. The dashed line indicates 1. These graphs show that $|\epsilon_V| < |\sigma_V| < |\xi_V| < |\eta_V| < 1$ during the slow-roll inflation, similar to what we have obtained in Model I.

The slow roll inflation will continue as long as the kinetic energy of the inflaton is negligible compared to the potential energy $U_\phi(\phi)$ and as soon as $|\epsilon_V|, |\eta_V|, |\xi_V|, |\sigma_V| \sim 1$ at $\phi = \phi_{\text{end}}$, the inflaton aborts the slow-roll phase. Following Section II A, we can also define $N_{\text{CMB}}, A_s, n_s, \alpha_s$, and β_s for the potential $U_\phi(\phi)$. Similarly, using the approach of Section II A 4, we redefine the potential as

$$U_\phi(\phi) = p\phi^2 - Q\phi^4 + W\phi^6, \quad (45)$$

such that $Q = q(1 - \beta_1^{II})$ and $W = w(1 - \beta_2^{II})$ and $\beta_1^{II}, \beta_2^{II}$ have zero mass dimension. Then, we can estimate p, q and w , and the values are mentioned in Table III. For this value, the

variation of $U_\varphi(\varphi)$ of Eq. (45) and $\epsilon_V, |\eta_V|, \xi_V, \sigma_V$ as a function of φ is shown in Fig. 2. The slow roll inflationary phase ends at φ_{end} when $|\eta_V| \simeq 1$ (because for Model II $\epsilon_V < |\eta_V|$).

TABLE III: *Benchmark values for sextic potential (φ_{min} is the minimum of potential Eq. (45))*

p/M_P^2	q	$w M_P^2$	β_1^{II}	β_2^{II}		
1.45×10^{-18}	1.62×10^{-17}	5.98×10^{-17}	1.53×10^{-8}	1.53×10^{-8}		
		φ_{CMB}/M_P	φ_{end}/M_P	φ_{min}/M_P	φ_0/M_P	
		0.3	0.299444	0	0.300011	
r	n_s	A_s	e-folding	α_s	β_s	$\Delta\mathcal{R}^2$
1.4×10^{-12}	0.96001	2.10521×10^{-9}	60.247	-1.487×10^{-3}	-2.972×10^{-5}	2.10521×10^{-9}

III. STABILITY ANALYSIS

In this section, we try to find the upper bound of y_χ and λ_{12} so that $\mathcal{L}_{\text{reh},I}$ and $\mathcal{L}_{\text{reh},II}$ do not affect the inflationary scenario set forth in Section II A and in Section II B, respectively. The Coleman–Weinberg (CW) correction to the inflaton-potential, which is originated as radiative correction at 1-loop order, is given by [44] -

$$V_{\text{CW}} = \sum_j \frac{n_j}{64\pi^2} (-1)^{2s_j} \tilde{m}_j^4 \left[\ln \left(\frac{\tilde{m}_j^2}{\mu^2} \right) - c_j \right]. \quad (46)$$

Here \tilde{m}_j is inflaton dependent mass of the component j . The sum over j is actually over three fields - inflaton, χ , and H . The counter term $c_j = \frac{3}{2}$; $n_{H,\chi} = 4$, $s_H = 0$, and $s_\chi = 1/2$. n_j and s_j for inflaton are 1 and 0, respectively. μ is the renormalization scale, which is taken $\sim \Phi_0$ (for Model I) or φ_0 (for Model II). The first and second derivative of the CW term w.r.t. inflaton

$$V'_{\text{CW}} = \sum_j \frac{n_j}{32\pi^2} (-1)^{2s_j} \tilde{m}_j^2 (\tilde{m}_j^2)' \left[\ln \left(\frac{\tilde{m}_j^2}{\mu^2} \right) - 1 \right], \quad (47)$$

$$V''_{\text{CW}} = \sum_j \frac{n_j}{32\pi^2} (-1)^{2s_j} \left\{ \left[\left((\tilde{m}_j^2)' \right)^2 + \tilde{m}_j^2 (\tilde{m}_j^2)'' \right] \ln \left(\frac{\tilde{m}_j^2}{\mu^2} \right) - \tilde{m}_j^2 (\tilde{m}_j^2)'' \right\}. \quad (48)$$

In the next two subsections, we discuss the stability relative to the couplings y_χ and λ_{12} for the two inflation-potentials (Eq. (35)) and Eq. (45)) we have considered.

A. Stability analysis for linear term inflation

For the inflationary scenario of Section II A, the field-depended mass of the fermionic field and Higgs field are respectively

$$\tilde{m}_\chi^2(\Phi) = (m_\chi + y_\chi \Phi)^2, \quad (49)$$

$$\tilde{m}_H^2(\Phi) = m_H^2 + \lambda_{12} \Phi. \quad (50)$$

For the stability of the inflation-potential, the terms of the order of λ_{12}^2 and y_χ^2 on the right-hand side in Eq. (47) and Eq. (48) should be less than corresponding tree level terms from Eq. (35) -

$$V'_{\text{tree}}(\Phi_0) \equiv U'_\Phi(\Phi_0) = \frac{32b^3\Phi_0^3}{27a^2} + a(1 - \beta) - 2b(1 - \beta)\Phi_0, \quad (51)$$

$$V''_{\text{tree}}(\Phi_0) \equiv U''_\Phi(\Phi_0) = \frac{32b^3\Phi_0^2}{9a^2} - 2b(1 - \beta), \quad (52)$$

where $\beta_1^I = \beta_2^I = \beta^I$ (for our chosen benchmark value $\beta_1^I = \beta_2^I$).

The first derivative (Eq. (47)) and second derivative (Eq. (48)) of CW term for Higgs field are

$$|V'_{\text{CW},H}| = \frac{\lambda_{12}^2 \Phi}{8\pi^2} \left(\ln \left(\frac{\lambda_{12} \Phi}{\Phi_0^2} \right) - 1 \right), \quad (53)$$

$$|V''_{\text{CW},H}| = \frac{\lambda_{12}^2}{8\pi^2} \ln \left(\frac{\lambda_{12} \Phi}{\Phi_0^2} \right). \quad (54)$$

The upper bound of the value of λ_{12} at $\Phi \sim \Phi_0$ comes from $|V''_{\text{CW},H}| < V''_{\text{tree}}(\Phi_0)$, and it is shown on the right panel of Fig. 3. Thus, λ_{12}/M_P must be $< 5.283 \times 10^{-12}$.

Similarly, for coupling to χ ,

$$|V'_{\text{CW},\chi}| = \frac{\Phi^3 y_\chi^4}{4\pi^2} \left(1 - \ln \left(\frac{\Phi^2 y_\chi^2}{\Phi_0^2} \right) \right), \quad (55)$$

$$|V''_{\text{CW},\chi}| = \frac{1}{8\pi^2} \left(6\Phi^2 y_\chi^4 \ln \left(\frac{\Phi^2 y_\chi^2}{\Phi_0^2} \right) - 2\Phi^2 y_\chi^4 \right). \quad (56)$$

The upper bound on y_χ around $\Phi \sim \Phi_0$ can be obtained from $|V''_{\text{CW},\chi}| < V''_{\text{tree}}(\Phi_0)$ which is exhibited in the left panel of Fig. 3, and it gives $y_\chi < 4.578 \times 10^{-6}$.

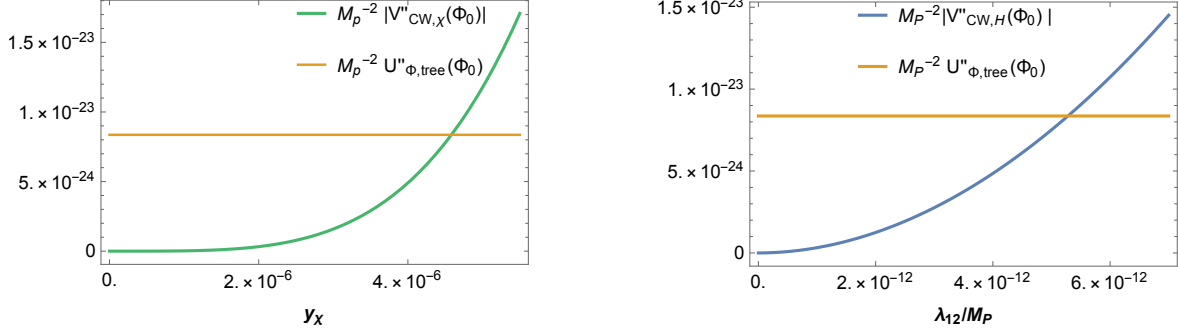


FIG. 3: Allowed range for y_χ and λ_{12} for Model I inflation from stability. The yellow colored line corresponds to tree level potential of Φ . The green and blue colored line represents the CW correction due to χ and H .

B. Stability analysis for sextic inflation

In this model, inflaton is φ . Accordingly, the field-depended mass of the fermionic field and Higgs field are respectively

$$\tilde{m}_\chi^2(\varphi) = (m_\chi + y_\chi \varphi)^2, \quad (57)$$

$$\tilde{m}_H^2(\varphi) = m_H^2 + \lambda_{12} \varphi. \quad (58)$$

From Eq. (45)

$$V'_{\text{tree}}(\varphi_0) \equiv U'_\varphi(\varphi_0) = \frac{2q^2\varphi_0}{3w} - 4(1 - \beta^{II})q\varphi_0^3 + 6(1 - \beta^{II})w\varphi_0^5, \quad (59)$$

$$V''_{\text{tree}}(\varphi_0) \equiv U''_\varphi(\varphi_0) = \frac{2q^2}{3w} - 12(1 - \beta^{II})q\varphi_0^2 + 30(1 - \beta^{II})w\varphi_0^4, \quad (60)$$

where $\beta_1^{II} = \beta_2^{II} = \beta^{II}$ (because we have chosen $\beta_1^{II} = \beta_2^{II}$ in our benchmark value). Following the steps similar to the ones mentioned in Section III A, for λ_{12} (Eq. (47)) and (Eq. (48)) results in

$$|V'_{\text{CW},H}| = \frac{\lambda_{12}^2 \varphi}{8\pi^2} \left(\ln \left(\frac{\lambda_{12} \varphi}{\varphi_0^2} \right) - 1 \right), \quad (61)$$

$$|V''_{\text{CW},H}| = \frac{\lambda_{12}^2}{8\pi^2} \ln \left(\frac{\lambda_{12} \varphi}{\varphi_0^2} \right), \quad (62)$$

and for y_χ

$$|V'_{\text{CW},\chi}| = \frac{\varphi^3 y_\chi^4}{4\pi^2} \left(1 - \ln \left(\frac{\varphi^2 y_\chi^2}{\varphi_0^2} \right) \right), \quad (63)$$

$$|V''_{\text{CW},\chi}| = \frac{1}{8\pi^2} \left(6\varphi^2 y_\chi^4 \ln \left(\frac{\varphi^2 y_\chi^2}{\varphi_0^2} \right) - 2\varphi^2 y_\chi^4 \right). \quad (64)$$

In this inflationary case, upper bound on λ_{12} and y_χ around $\varphi \sim \varphi_0$ comes from $|V''_{CW,H}| < V''_{\text{tree}}(\varphi_0)$, and $|V''_{CW,\chi}| < V''_{\text{tree}}(\varphi_0)$, respectively. These have been shown in Fig. 4. The upper bounds are $y_\chi < 6.9 \times 10^{-7}$, and $\lambda_{12}/M_P < 3.58 \times 10^{-13}$. And lower bound of λ_{12} (it is not shown in Fig. 4) appears in Eq. (73).

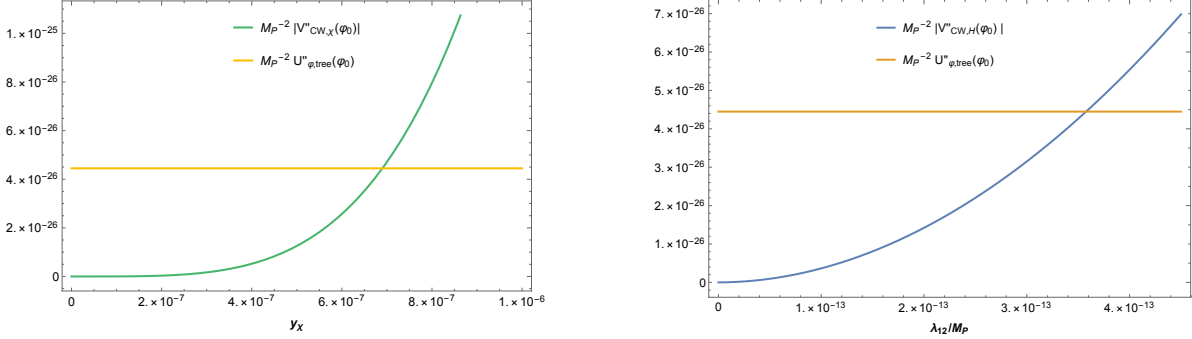


FIG. 4: Allowed range for y_χ and λ_{12} for Model II inflation from stability analysis of the inflaton-potential. Green and blue colored line are due to CW correction for χ and H , and they are compared with tree level potential of φ (yellow colored horizontal line).

IV. REHEATING AND DARK MATTER

At the end of slow roll phase, the inflaton initiates an epoch of coherent oscillation around the minimum of the inflationary potential. In contrast to slow roll regime, this epoch is highly adiabatic. Furthermore, we assume that this oscillating field when averaged over a number of coherent oscillations [117], behaves as a non-relativistic fluid but without any pressure ([118], see also [119, 120]). Due to the Hubble expansion of the universe, the energy of the oscillating inflaton decreases, and as a result, the amplitude of oscillation diminishes [121]). Together with that, the inflaton-energy is also converted possibly to relativistic particles, such as Higgs boson from SM, and members from beyond SM, such as DM. These produced particles cause the development of the local-thermal (for details, see [116], also of [118]) relativistic fluid of the universe and consequently, raise the temperature of the universe. Initially, due to the small value of the couplings to the inflaton [116]⁶, energy loss due to particle production is less than the loss due to expansion of the universe [122]. However, the value of the Hubble parameter continues to decrease during this reheating epoch. If Γ is the total decay width of

⁶Such smallness of couplings mean the preheating particle production is not so significant [3].

inflaton to all other particles, then energy loss due to particle production becomes significant whenever $\mathcal{H} < \Gamma$. If T_{rh} be the temperature at the juncture between these two phases, then the reheating temperature is formulated as [94]

$$T_{rh} = \sqrt{\frac{2}{\pi}} \left(\frac{10}{g_\star} \right)^{1/4} \sqrt{M_P} \sqrt{\Gamma}. \quad (65)$$

We have assumed $g_\star = 106.75$ ⁷, which depends on the components of the relativistic thermal fluid of the universe. Below T_{rh} , the universe behaves as if it is dominated by relativistic particles [117]. To estimate T_{rh} ⁸, we have considered that the process of particle production from inflaton is instantaneous [116].

In general, reheating is not an instantaneous process. The maximum temperature of the universe during the whole process of reheating may be many orders greater than T_{rh} . As reheating begins, the energy density of inflaton starts to flow into the energy density of radiation, hence increasing its temperature. However, after some initial growth of temperature, the Hubble expansion comes into play, resulting in its decline. The maximum temperature T_{max} can be estimated as [116, 123, 124]

$$T_{max} = \Gamma^{1/4} \left(\frac{60}{g_\star \pi^2} \right)^{1/4} \left(\frac{3}{8} \right)^{2/5} \mathcal{H}_I^{1/4} M_P^{1/2}, \quad (66)$$

where \mathcal{H}_I is the value of the Hubble parameter at the beginning of reheating when no particle, including the DM, is produced. This can be taken as

$$\mathcal{H}_I \simeq \begin{cases} \sqrt{\frac{U_\Phi(\Phi_0)}{3 M_P^2}} = 3.23 \times 10^{-10} M_P & \text{(for Model I),} \\ \sqrt{\frac{U_\varphi(\varphi_0)}{3 M_P^2}} = 1.206 \times 10^{-10} M_P & \text{(for Model II).} \end{cases} \quad (67)$$

⁷ Actually, we have assumed that

$$\mathcal{H}^2 = \frac{1}{3 M_P^2} \left(\frac{\pi^2}{30} \left[106.75 T^4 + \frac{7}{8} (4 T_{DM}^3) \right] \right) \approx \frac{1}{3 M_P^2} \left(\frac{\pi^2}{30} [106.75 T^4] \right).$$

Here, 106.75 is from SM particles, 4 is the degrees of freedom for fermionic DM, and the temperature of DM, T_{DM} is not necessarily same as T , the temperature of the relativistic SM fluid of the universe.

⁸ There are different conventions in defining T_{rh} as mentioned in [119]. T_{rh} is defined when $\mathcal{H}(T_{rh}) = \Gamma$ or $\mathcal{H}(T_{rh}) = \frac{2}{3}\Gamma$. These different conventions lead to different expressions of T_{rh} in [94] and in [122, 123]. In this work, we follow $\mathcal{H}(T_{rh}) = \frac{2}{3}\Gamma$.

The simplest Lagrangian density for particle production from inflaton is assumed in Eq. (7) or in Eq. (39). In this approach, the decay width of the inflation into SM Higgs field in the Model I, $\Gamma_{\Phi \rightarrow hh}$; and in the Model II, $\Gamma_{\varphi \rightarrow hh}$, can be defined as

$$\Gamma_{\Phi(\varphi) \rightarrow hh} \simeq \frac{\lambda_{12}^2}{8\pi m_{\Phi(\varphi)}}. \quad (68)$$

Here h represents the SM Higgs particle. Likewise, we can specify the decay width of the inflaton into DM particles, χ as

$$\Gamma_{\Phi(\varphi) \rightarrow \chi\chi} \simeq \frac{y_\chi^2 m_{\Phi(\varphi)}}{8\pi}. \quad (69)$$

To satisfy present day relic density of photons and baryons, production rate of SM Higgs should be more than the production rate of DM particles during reheating, and thus, we are considering $\Gamma_{\Phi(\varphi) \rightarrow hh} > \Gamma_{\Phi(\varphi) \rightarrow \chi\chi}$ such that total decay width of inflaton $\Gamma = \Gamma_{\Phi(\varphi) \rightarrow \chi\chi} + \Gamma_{\Phi(\varphi) \rightarrow hh} \simeq \Gamma_{\Phi(\varphi) \rightarrow hh}$. Here m_Φ and m_φ are the masses of the inflatons around Φ_{min} (in Model I) and around φ_{min} (in Model II) respectively -

$$\frac{m_{\Phi(\varphi)}}{M_P} = \begin{cases} (M_P^{-2} U''_\Phi(\Phi)|_{\Phi=\Phi_{min}})^{1/2} = 6.465 \times 10^{-9} & \text{(for Model I),} \\ (M_P^{-2} U''_\varphi(\varphi)|_{\varphi=\varphi_{min}})^{1/2} = 1.705 \times 10^{-9} & \text{(for Model II).} \end{cases} \quad (70)$$

Therefore, the total decay width of the inflaton

$$\Gamma = \begin{cases} 6.15 \times 10^6 \frac{\lambda_{12}^2}{M_P} & \text{(for Model I),} \\ 2.33 \times 10^7 \frac{\lambda_{12}^2}{M_P} & \text{(for Model II).} \end{cases} \quad (71)$$

Thus, from Eq. (65), we get the reheating temperature as

$$T_{rh} = \begin{cases} 1095.07 \lambda_{12} & \text{(for Model I),} \\ 2132.09 \lambda_{12} & \text{(for Model II).} \end{cases} \quad (72)$$

The Eq. (72) with $T \gtrsim 4\text{MeV}$ puts down the lower limit on λ_{12}

$$\frac{\lambda_{12}}{M_P} \gtrsim \begin{cases} 1.52 \times 10^{-24} & \text{(for Model I),} \\ 7.82 \times 10^{-25} & \text{(for Model II).} \end{cases} \quad (73)$$

The branching ratio for the production of DM particles is given by

$$\text{Br} = \frac{\Gamma_{\Phi(\varphi) \rightarrow \chi\chi}}{\Gamma_{\Phi(\varphi) \rightarrow \chi\chi} + \Gamma_{\Phi(\varphi) \rightarrow hh}} \simeq \frac{\Gamma_{\Phi(\varphi) \rightarrow \chi\chi}}{\Gamma_{\Phi(\varphi) \rightarrow hh}} = m_{\Phi(\varphi)}^2 \left(\frac{y_\chi}{\lambda_{12}} \right)^2 \quad (74)$$

$$= \begin{cases} 4.18 \times 10^{-17} \left(\frac{y_\chi}{\lambda_{12}} \right)^2 M_P^2 & \text{(for Model I),} \\ 2.91 \times 10^{-18} \left(\frac{y_\chi}{\lambda_{12}} \right)^2 M_P^2 & \text{(for Model II).} \end{cases} \quad (75)$$

From Eq. (66), we can write

$$\frac{T_{max}}{T_{rh}} = \left(\frac{3}{8}\right)^{2/5} \left(\frac{\mathcal{H}_I}{\mathcal{H}(T_{rh})}\right)^{1/4}, \quad (76)$$

where

$$\mathcal{H}(T_{rh}) = \frac{\pi}{3 M_P} \sqrt{\frac{g_*}{10}} T_{rh}^2. \quad (77)$$

The allowed ranges for T_{max}/T_{rh} for two inflationary models are shown in Fig. 5. The upper limit for the allowed region comes from Eq. (76) and the lower limit from the fact that $T_{rh} \gtrsim 4\text{MeV}$ which is needed for successful Big Bang nucleosynthesis (BBN) [123].

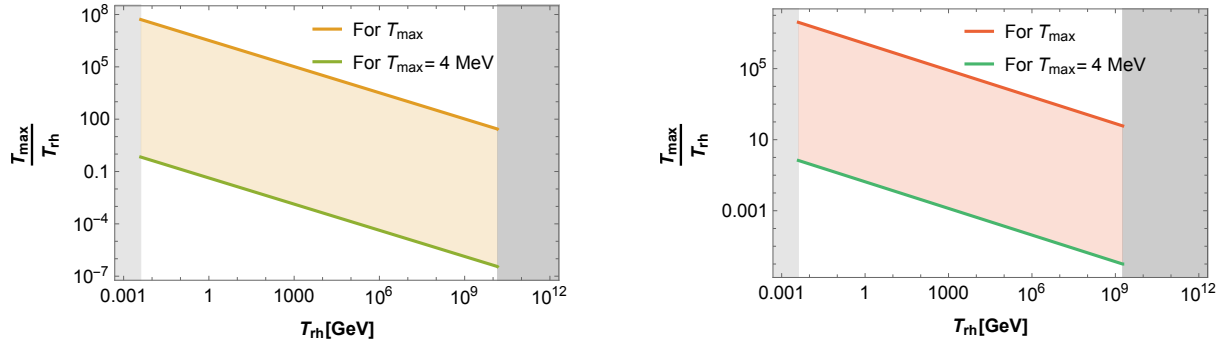


FIG. 5: Allowed range (colored region) for T_{max}/T_{rh} : left panel is for the linear term inflation, where right panel is for the sextic term inflation. The green color line is for T_{max}/T_{rh} when $T_{max} = 4\text{MeV}$. The gray colored region indicates the lower ($T_{rh} \not\gtrsim 4\text{MeV}$) and upper bound on T_{rh} . The upper bound is coming from the stability analysis (see Eq. (54) and Eq. (61))

A. Dark Matter Production and Relic Density

In this subsection, we estimate, following Ref. [94], the amount of DM produced during reheating. The Boltzmann equation for evolution of DM number density, n_χ , is -

$$\frac{dn_\chi}{dt} + 3\mathcal{H} n_\chi = \gamma, \quad (78)$$

where γ is the rate of production of DM per unit volume and has the dimension of M_P^4 . Then the evolution equation of comoving number density, $N_\chi = n_\chi \mathfrak{s}^3$ ($\mathfrak{s}(t)$ is the cosmological scale factor, as mentioned earlier), of DM particles

$$\frac{dN_\chi}{dt} = \mathfrak{s}^3 \gamma. \quad (79)$$

During $T_{rh} < T < T_{max}$, the energy density of the universe is dominated by inflaton and the first Friedman equation leads to [94]

$$\mathcal{H} = \frac{\pi}{3} \sqrt{\frac{g_\star}{10}} \frac{T^4}{M_P T_{rh}^2}. \quad (80)$$

Therefore, energy density of inflaton

$$\rho_{\Phi(\varphi)} = \frac{\pi^2 g_\star}{30} \frac{T^8}{T_{rh}^4}. \quad (81)$$

Since, during reheating, ρ_Φ behaves as a non-relativistic fluids, $\rho_{\Phi(\varphi)} \propto \mathfrak{s}^{-3}$, the scale factor behaves as

$$\mathfrak{s} \propto T^{-8/3}. \quad (82)$$

Using Eq. (80) and (82) in Eq. (79) we obtain

$$\frac{dN_\chi}{dT} = -\frac{8 M_P}{\pi} \left(\frac{10}{g_\star} \right)^{1/2} \frac{T_{rh}^{10}}{T^{13}} \mathfrak{s}^3(T_{rh}) \gamma. \quad (83)$$

DM Y_χ is defined as the ratio of the number density of DM to the entropy density of photons, i.e., $Y_\chi = \frac{n_\chi(T)}{s(T)}$, where entropy density $s(T) = \frac{2\pi^2}{45} g_{\star,s} T^3$ and $g_{\star,s}$ is the effective number of degrees of freedom of the constituents of the relativistic fluid. If we assume that there is no entropy generation in any cosmological process, after reheating epoch, then the evolution of DM yield can be expressed as

$$\frac{dY_\chi}{dT} = -\frac{135}{2\pi^3 g_{\star,s}} \sqrt{\frac{10}{g_\star}} \frac{M_P}{T^6} \gamma. \quad (84)$$

We are assuming that the DM particles, produced during reheating, were never in thermal equilibrium with the relativistic fluid of the universe. Those DM particles contribute to the cold dark matter (CDM) density of the present universe. Thus, following Table IV, present-day CDM Yield [94] is given in Eq. (85)

$$Y_{\text{CDM},0} = \frac{4.3. \times 10^{-10}}{m_\chi}, \quad (85)$$

where m_χ is expressed in GeV. Now, the amount of DM produced during reheating through decay or via scattering in both Model I and Model II, has been estimated and compared with $Y_{\text{CDM},0}$ in the following part of this subsection.

TABLE IV: *Data about CDM* ($h_{CMB} \approx 0.674$)

Ω_{CDM}	$0.120 h_{CMB}^{-2}$	[125]
ρ_c	$1.878 \times 10^{-29} h_{CMB}^2 \text{ gcm}^{-3}$	
s_0	$2891.2 (T/2.7255\text{K})^3 \text{ cm}^{-3}$	

1. Inflaton decay

When DM particles are produced directly from the decay of inflaton, then

$$\gamma = 2\text{Br} \Gamma \frac{\rho_{\Phi(\varphi)}}{m_{\Phi(\varphi)}}. \quad (86)$$

Substituting this in Eq. (84), the DM Yield from the decay of inflaton,

$$Y_{\chi,0} \simeq \frac{3}{\pi} \frac{g_\star}{g_{\star,s}} \sqrt{\frac{10}{g_\star}} \frac{M_P \Gamma}{m_{\Phi(\varphi)} T_{rh}} \text{Br} = \frac{3}{\pi} \frac{g_\star}{g_{\star,s}} \sqrt{\frac{10}{g_\star}} \frac{M_P}{T_{rh}} \frac{(y_\chi)^2}{8\pi} \quad (87)$$

$$= 1.163 \times 10^{-2} M_P \frac{y_\chi^2}{T_{rh}}. \quad (88)$$

Here, we assume $g_{\star,s} = g_\star$. Equating Eq. (88) with Eq. (85), we get the condition to generate the complete CDM energy density -

$$T_{rh} \simeq 6.49 \times 10^{25} y_\chi^2 m_\chi. \quad (89)$$

The allowed range of the coupling y_χ from Eq. (89), to generate the complete CDM density of the contemporary universe only via the decay of inflaton, is shown in Fig. 6. From this figure, we can contemplate that the allowed range for y_χ and m_χ to construct the CDM density of the universe is $10^{-10} \gtrsim y_\chi \gtrsim 10^{-15}$ (for $2.5 \times 10^3 \text{ GeV} \lesssim m_\chi \lesssim 8.1 \times 10^9 \text{ GeV}$ in Model I) and $10^{-11} \gtrsim y_\chi \gtrsim 10^{-15}$ (for $8.4 \times 10^3 \text{ GeV} \lesssim m_\chi \lesssim 2 \times 10^9 \text{ GeV}$ in Model II).

In Fig. 6 we show the bounds from Lyman- α forest which is a series of absorption lines on the received spectra of distant (at high redshift) quasars or bright galaxies. The accountability of these absorption lines, corresponding to Lyman- α -electron-transition, mainly goes to neutral hydrogen present in the intergalactic medium and also to the change of the wavelength due to redshift. Since, hydrogen in the intergalactic medium *traces matter power spectrum*, it is possible to estimate the lower limit of the mass of warm dark matter from the data about small scale structure obtained from Lyman- α forest flux power spectrum [126].

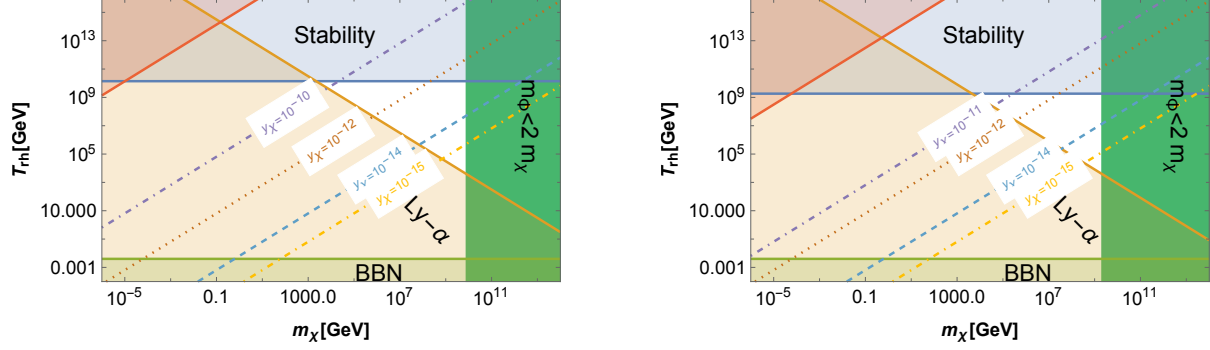


FIG. 6: The allowed region (unshaded) for the Yukawa-like coupling y_χ to produce the entire CDM of the present universe: left panel is for Model I inflation and right for Model II inflation. The constraints (colored regions) are from (a) BBN (light green colored region): $T_{rh} > 4\text{MeV}$, (b) stability (blue colored region): $T_{rh} \simeq 1.388 \times 10^{10} \text{GeV}$ (for Model I) or $T_{rh} \simeq 1.83 \times 10^9 \text{GeV}$ (for Model II) from the upper bound of λ_{12} from Eq. (54) or Eq. (61), (c) stability (red-colored region): from the upper bound of y_χ from Eq. (56) or Eq. (64), (d) (deep green region): m_χ must be $< m_\Phi/2$ (Model I) or $< m_\varphi/2$ (Model II), (e) (light peach-colored region): Ly- α : $T_{rh} \gtrsim (2m_\Phi)/m_\chi$ or $T_{rh} \gtrsim (2m_\varphi)/m_\chi$ [94].

The Lyman- α bound used in this work is drawn with the assumption that momentum of warm dark matter (WDM) has been only redshifted since its origin. Even though the bound has been shown to have modified to some extent for DM-SM interaction [127], it does not affect the present analysis, as DM-SM interaction strength is negligible here. Moreover, to derive the Lyman- α bound it is also considered that the lower bound on the mass of warm dark matter particle $m_{WDM} \gtrsim 3.5\text{keV}$ [94]. For thermal warm dark matter, $m_{WDM} \gtrsim 5.3\text{keV}$ at 95% CL [128, 129] and it may change to $m_{WDM} \gtrsim 1.9\text{keV}$ [130] if the uncertainties in the thermal history of the universe is brought under consideration. Further studies claim that the bound on other kinds of FIMPs is $m_{WDM} \gtrsim (4 - 16)\text{keV}$ [131–138].

2. Inflaton Scattering

In this work, we consider the important 2-to-2 scattering processes for the DM production, as mentioned in [94]. When graviton acts as the mediator for the production of DM particles from non-relativistic inflaton via 2-to-2 scattering, then [94]

$$\gamma = \frac{\pi^3 g_\star^2}{3686400} \frac{T^{16}}{M_P^4 T_{rh}^8} \frac{m_\chi^2}{m_{\Phi(\varphi)}^2} \left(1 - \frac{m_\chi^2}{m_{\Phi(\varphi)}^2}\right)^{3/2}, \quad (90)$$

and thus Eq. (84) prompts to the DM yield

$$Y_{IS,0} \simeq \frac{g_\star^2}{81920 g_{\star,s}} \sqrt{\frac{10}{g_\star}} \left(\frac{T_{rh}}{M_P} \right)^3 \left[\left(\frac{T_{max}}{T_{rh}} \right)^4 - 1 \right] \frac{m_\chi^2}{m_{\Phi(\varphi)}^2} \left(1 - \frac{m_\chi^2}{m_{\Phi(\varphi)}^2} \right)^{3/2}. \quad (91)$$

In Fig. 7, $Y_{IS,0}$ (actually $m_\chi Y_{IS,0}$ with $m_\chi Y_{CDM,0}$) is compared with $Y_{CDM,0}$ for different m_χ as a function of T_{rh} . Hence, it is shown there that the yield of DM produced via scattering (Eq. (91)) is not significant compared to the present CDM density.

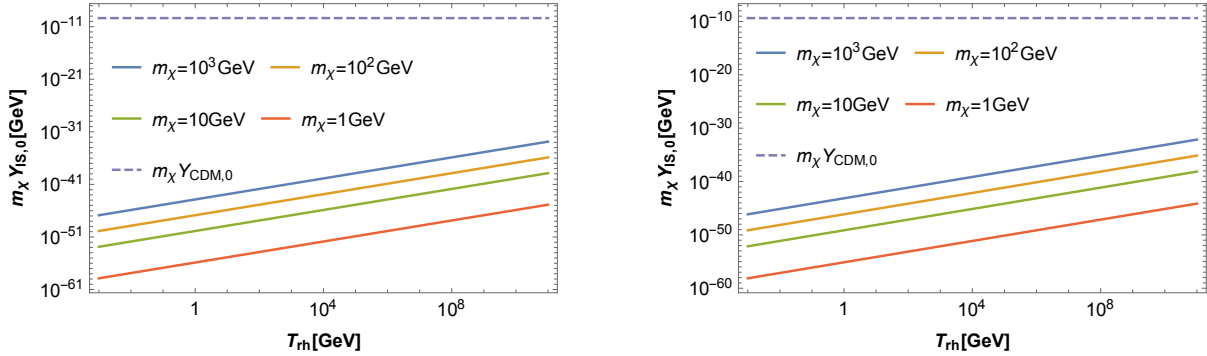


FIG. 7: $m_\chi \times \text{Yield of DM}$ produced from the 2-to-2 scattering with graviton as mediator for different values of m_χ . Left panel is for Model I and right panel for Model II inflation.

3. SM Scattering

DM particles can also be produced from the scattering of SM particles via graviton mediation. In that case,

$$\gamma = \alpha \frac{T^8}{M_P^4}, \quad (92)$$

where $\alpha \simeq 1.1 \times 10^{-3}$. Due to the presence of M_P^4 in the denominator, it is expected that the production of DM through this process is less compared to previous ones. Substituting this in Eq. (84), and integrating, we get the DM Yield, $Y_{SMg,0}$ produced through this scattering channel as-

$$Y_{SMg,0} = \begin{cases} \frac{45\alpha}{2\pi^3 g_{\star,s}} \sqrt{\frac{10}{g_\star}} \left(\frac{T_{rh}}{M_P} \right)^3, & \text{for } m_\chi \ll T_{rh}, \\ \frac{45\alpha}{2\pi^3 g_{\star,s}} \sqrt{\frac{10}{g_\star}} \frac{T_{rh}^7}{M_P^3 m_\chi^4}, & \text{for } T_{max} \gg m_\chi \gg T_{rh}. \end{cases} \quad (93)$$

For this process, $Y_{SMg,0} \sim 10^{-52}$ when $m_\chi \ll T_{rh} = 10^3 \text{ GeV}$ and $Y_{SMg,0} \sim 10^{-76}$ when $m_\chi = 100 \text{ GeV}$, $T_{rh} = 0.1 \text{ GeV}$ for both inflationary models we considered.

When inflaton acts as mediator for the production of DM from 2-to-2 scattering of SM particles,

$$\gamma(T) \simeq \frac{y_\chi^2 \lambda_{12}^2}{2\pi^5} \frac{T^6}{m_{\Phi(\varphi)}^4}, \quad (94)$$

and production of DM (Yield) only through that channel results in

$$Y_{SMi,0} \simeq \frac{135 y_\chi^2 \lambda_{12}^2}{4\pi^8 g_{\star,s}} \sqrt{\frac{10}{g_\star}} \frac{M_P T_{rh}}{m_{\Phi(\varphi)}^4}, \quad \text{for } T_{rh} \ll m_{\Phi(\varphi)}, T_{rh} > T. \quad (95)$$

$Y_{SMi,0} \sim 10^{-60}$ ($\sim 10^{-62}$) for $T_{rh} \sim 10^5 \text{ GeV} \simeq 10^{-5} m_\Phi$ (m_φ) for $g_\star = g_{\star,s} = 106.75$, $\lambda_{12} \sim 10^{-12}$ (10^{-13}) and $y_\chi \sim 10^{-6}$ (10^{-7}). Therefore, the DM produced from 2-to-2 scattering during reheating is insignificant compared in comparison to total CDM density of the universe.

V. CONCLUSIONS AND DISCUSSION

We investigated a simple possibility of a scalar inflaton and a fermionic particle behaving as the CDM, the latter being produced from the inflaton decay. Satisfying the correct relic density of DM, we observed the salient features of our analysis:

- We explored two models of polynomial potential, each of which has an inflection point, leading to the slow roll single field cosmological inflation. The potential of Model I contains a term proportional to the linear power of inflaton (see Eq. (4)). On the other hand, the potential of Model II (Eq. (38)) is symmetric under the transformation of $\varphi \rightarrow -\varphi$.
- Assuming the near-inflection point inflationary scenarios for both models, we estimated the coefficients of the potentials of both models which satisfies the CMB constraints. We found $n_s \sim 0.96$, $r \sim 10^{-12}$, $\alpha_s \sim 10^{-3}$, and $\beta_s \sim 10^{-8}$ (see Table II and Table III).
- We considered the production of non-thermal vector-like fermionic DM particles, χ , from the decaying inflaton during reheating. The rate of production of DM through this decay depends on the reheating temperature; as the temperature of the relativistic fluid of the universe during reheating increases, production rate of DM decreases (Eq. (84)). The allowed range for the ratio of the maximum temperature T_{max} to the

reheating temperature T_{rh} during that epoch, T_{max}/T_{rh} , is shown in Fig. 5. The ratio can be as high as $\mathcal{O}(10^7)$ for $T_{rh} = 4\text{MeV}$. The allowed region of T_{max}/T_{rh} depends on the inflection point (see Eq. (66) and Eq. (67)). Since we choose the CMB scale near the inflection point, the choice of inflection point controls the CMB observables, e.g. n_s and r on one hand, and controls the production regimes (via T_{max}) of DM and consequently DM relic on the other hand.

- We also assumed that inflaton decays to SM Higgs (H) together with χ . From stability analysis of the inflation-potential in Fig. 3 and Fig. 4, we demarcated that the upper bound of the couplings for two decay channels are $\lambda_{12}/M_P \lesssim \mathcal{O}(10^{-12})$ and $y_\chi \lesssim \mathcal{O}(10^{-6})$. The former upper bound outlines the maximum permissible value of T_{rh} for our models.
- From Fig. 6, we can conclude that χ produced only through the decay of inflaton may explain the total density of CDM of the present universe if $10^{-10} \gtrsim y_\chi \gtrsim 10^{-15}$ (for $2.5 \times 10^3 \text{ GeV} \lesssim m_\chi \lesssim 8.1 \times 10^9 \text{ GeV}$ in Model I) and $10^{-11} \gtrsim y_\chi \gtrsim 10^{-15}$ (for $8.4 \times 10^3 \text{ GeV} \lesssim m_\chi \lesssim 2 \times 10^9 \text{ GeV}$ in Model II). Actually, Fig. 6 depicts the allowed region in $T_{rh} - m_\chi$ space for two models of potential we have considered and the constraints on that space are coming from bound on T_{rh} from BBN, radiative stability analysis of the potential for slow roll inflation, Ly- α bound, and the maximum possible value of m_χ for the effective mass of the inflaton.
- χ can also be produced from 2-to-2 scattering of either SM particles or inflatons. Among them, the promising ones are – from the scattering of inflatons with graviton as the mediator and from the scattering of two SM particles with either graviton or inflaton as the mediator. In Fig. 7 we showed that Y_χ produced through 2-to-2 scattering of inflaton with graviton as mediator, is more than the DM production via other scattering channels, and it is $Y_{IS,0} \sim \mathcal{O}(10^{-36})$ for $T_{rh} = 10^8 \text{ GeV}$, $m_\chi = 10^3 \text{ GeV}$. But, $Y_{IS,0}$ produced through this channel is much less than $Y_{\text{CDM},0}$ and thus χ produced through 2-to-2 scattering channels can contribute only a negligible fraction of $Y_{\text{CDM},0}$.

In a nutshell, in this article, just by extending the standard model with two degrees of freedom: a real scalar inflaton, and a fermionic DM, we have been able to demonstrate that

one may explain the tiny temperature fluctuations as seen in the CMBR as well as address the dark matter puzzle of the Universe, in terms of its possible origin as well as satisfying the combined constraints coming from different observations.

Future measurements of the CMB from experiments like CMB-S4, SPTpol, LiteBIRD, and CMB-Bharat [139–141, 143] and other such experiments [142, 144–149] will further be able to test the simple models we have presented if BB-modes are detected and the scale of inflation is measured. If not, this can then give us a hint towards exploring possible avenues of verifying the models, from both theoretical and observational points of view. Analysis of the model in terms of scalar perturbations will be an interesting direction to build upon in future as such inflection-points are known to give significant production of PBHs possibly with extensions to the simple models presented in this paper and scalar-induced Gravitational Waves [99, 150–152] all of which are targets of future GW observatories and PBH observations. Such computations along with non-Gaussianities will be very interesting probes of these models and complementary signatures of non-thermal production of DM and will be taken up in future publications.

Acknowledgement

Authors acknowledge communications with Alexander Dmitrievich Dolgov, Anupam Mazumdar, Arindam Chatterjee, Yong Xu and Raghavan Rangarajan. Work of Shiladitya Porey is funded by RSF Grant 19-42-02004. Supratik Pal thanks Department of Science and Technology, Govt. of India for partial support through Grant No. NMICPS/006/MD/2020-21.

-
- [1] A. A. Starobinsky, “A New Type of Isotropic Cosmological Models Without Singularity,” [Phys. Lett. B **91**, 99-102 \(1980\)](#)
 - [2] A. H. Guth, “The Inflationary Universe: A Possible Solution to the Horizon and Flatness Problems,” [Phys. Rev. D **23** \(1981\), 347-356](#)
 - [3] A. D. Linde, “A New Inflationary Universe Scenario: A Possible Solution of the Horizon, Flatness, Homogeneity, Isotropy and Primordial Monopole Problems,” [Phys. Lett. B **108**](#)

(1982), 389-393

- [4] A. Albrecht and P. J. Steinhardt, “Cosmology for Grand Unified Theories with Radiatively Induced Symmetry Breaking,” *Phys. Rev. Lett.* **48**, 1220-1223 (1982).
- [5] Y. Akrami *et al.* [Planck], “Planck 2018 results. X. Constraints on inflation,” *Astron. Astrophys.* **641**, A10 (2020) [arXiv:1807.06211 [astro-ph.CO]].
- [6] P. A. R. Ade *et al.* [BICEP2 and Keck Array], “BICEP2 / Keck Array x: Constraints on Primordial Gravitational Waves using Planck, WMAP, and New BICEP2/Keck Observations through the 2015 Season,” *Phys. Rev. Lett.* **121**, 221301 (2018) [arXiv:1810.05216 [astro-ph.CO]].
- [7] J. Martin, C. Ringeval and V. Vennin, “Encyclopædia Inflationaris,” *Phys. Dark Univ.* **5-6**, 75-235 (2014) [arXiv:1303.3787 [astro-ph.CO]].
- [8] N. Bernal, A. Chatterjee and A. Paul, “Non-thermal production of Dark Matter after Inflation,” *JCAP* **12**, 020 (2018) [arXiv:1809.02338 [hep-ph]].
- [9] J. McDonald, “Thermally generated gauge singlet scalars as selfinteracting dark matter,” *Phys. Rev. Lett.* **88**, 091304 (2002) [arXiv:hep-ph/0106249 [hep-ph]].
- [10] K. Y. Choi and L. Roszkowski, “E-WIMPs,” *AIP Conf. Proc.* **805**, no.1, 30-36 (2005) [arXiv:hep-ph/0511003 [hep-ph]].
- [11] A. Kusenko, “Sterile neutrinos, dark matter, and the pulsar velocities in models with a Higgs singlet,” *Phys. Rev. Lett.* **97**, 241301 (2006) [arXiv:hep-ph/0609081 [hep-ph]].
- [12] K. Petraki and A. Kusenko, “Dark-matter sterile neutrinos in models with a gauge singlet in the Higgs sector,” *Phys. Rev. D* **77**, 065014 (2008) [arXiv:0711.4646 [hep-ph]].
- [13] L. J. Hall, K. Jedamzik, J. March-Russell and S. M. West, “Freeze-In Production of FIMP Dark Matter,” *JHEP* **03**, 080 (2010) [arXiv:0911.1120 [hep-ph]].
- [14] N. Bernal, M. Heikinheimo, T. Tenkanen, K. Tuominen and V. Vaskonen, “The Dawn of FIMP Dark Matter: A Review of Models and Constraints,” *Int. J. Mod. Phys. A* **32**, no.27, 1730023 (2017) [arXiv:1706.07442 [hep-ph]].
- [15] H. Baer, K. Y. Choi, J. E. Kim and L. Roszkowski, “Dark matter production in the early Universe: beyond the thermal WIMP paradigm,” *Phys. Rept.* **555**, 1-60 (2015) [arXiv:1407.0017 [hep-ph]].
- [16] M. Garny, M. Sandora and M. S. Sloth, “Planckian Interacting Massive Particles as Dark Matter,” *Phys. Rev. Lett.* **116**, no.10, 101302 (2016) [arXiv:1511.03278 [hep-ph]].

- [17] Y. Tang and Y. L. Wu, “Pure Gravitational Dark Matter, Its Mass and Signatures,” *Phys. Lett. B* **758**, 402-406 (2016) [arXiv:1604.04701 [hep-ph]].
- [18] Y. Tang and Y. L. Wu, “On Thermal Gravitational Contribution to Particle Production and Dark Matter,” *Phys. Lett. B* **774**, 676-681 (2017) [arXiv:1708.05138 [hep-ph]].
- [19] M. Garny, A. Palessandro, M. Sandora and M. S. Sloth, “Theory and Phenomenology of Planckian Interacting Massive Particles as Dark Matter,” *JCAP* **02**, 027 (2018) [arXiv:1709.09688 [hep-ph]].
- [20] N. Bernal, M. Dutra, Y. Mambrini, K. Olive, M. Peloso and M. Pierre, “Spin-2 Portal Dark Matter,” *Phys. Rev. D* **97**, no.11, 115020 (2018) [arXiv:1803.01866 [hep-ph]].
- [21] R. N. Lerner and J. McDonald, “Gauge singlet scalar as inflaton and thermal relic dark matter,” *Phys. Rev. D* **80**, 123507 (2009) [arXiv:0909.0520 [hep-ph]].
- [22] F. Kahlhoefer and J. McDonald, “WIMP Dark Matter and Unitarity-Conserving Inflation via a Gauge Singlet Scalar,” *JCAP* **11**, 015 (2015) [arXiv:1507.03600 [astro-ph.CO]].
- [23] T. E. Clark, B. Liu, S. T. Love and T. ter Veldhuis, “The Standard Model Higgs Boson-Inflaton and Dark Matter,” *Phys. Rev. D* **80**, 075019 (2009) [arXiv:0906.5595 [hep-ph]].
- [24] V. V. Khoze, “Inflation and Dark Matter in the Higgs Portal of Classically Scale Invariant Standard Model,” *JHEP* **11**, 215 (2013) [arXiv:1308.6338 [hep-ph]].
- [25] J. P. B. Almeida, N. Bernal, J. Rubio and T. Tenkanen, “Hidden inflation dark matter,” *JCAP* **03**, 012 (2019) [arXiv:1811.09640 [hep-ph]].
- [26] A. Aravind, M. Xiao and J. H. Yu, “Higgs Portal to Inflation and Fermionic Dark Matter,” *Phys. Rev. D* **93**, no.12, 123513 (2016) [erratum: *Phys. Rev. D* **96**, no.6, 069901 (2017)] [arXiv:1512.09126 [hep-ph]].
- [27] G. Ballesteros, J. Redondo, A. Ringwald and C. Tamarit, “Standard Model—axion—seesaw—Higgs portal inflation. Five problems of particle physics and cosmology solved in one stroke,” *JCAP* **08**, 001 (2017) [arXiv:1610.01639 [hep-ph]].
- [28] D. Borah, P. S. B. Dev and A. Kumar, “TeV scale leptogenesis, inflaton dark matter and neutrino mass in a scotogenic model,” *Phys. Rev. D* **99**, no.5, 055012 (2019) [arXiv:1810.03645 [hep-ph]].
- [29] Y. Hamada, H. Kawai and K. y. Oda, “Predictions on mass of Higgs portal scalar dark matter from Higgs inflation and flat potential,” *JHEP* **07**, 026 (2014) [arXiv:1404.6141 [hep-ph]].
- [30] S. Choubey and A. Kumar, “Inflation and Dark Matter in the Inert Doublet Model,” *JHEP*

- 11**, 080 (2017) [arXiv:[1707.06587](#) [hep-ph]].
- [31] J. M. Cline, M. Puel and T. Toma, “A little theory of everything, with heavy neutral leptons,” **JHEP** **05**, 039 (2020) [arXiv:[2001.11505](#) [hep-ph]].
- [32] T. Tenkanen, “Feebly Interacting Dark Matter Particle as the Inflaton,” **JHEP** **09**, 049 (2016) [arXiv:[1607.01379](#) [hep-ph]].
- [33] Y. Abe, T. Toma and K. Yoshioka, “Non-thermal Production of PNCB Dark Matter and Inflation,” **JHEP** **03**, 130 (2021) [arXiv:[2012.10286](#) [hep-ph]].
- [34] M. Shaposhnikov and I. Tkachev, “The nuMSM, inflation, and dark matter,” **Phys. Lett. B** **639**, 414-417 (2006) [arXiv:[hep-ph/0604236](#) [hep-ph]].
- [35] H. Davoudiasl, R. Kitano, T. Li and H. Murayama, “The New minimal standard model,” **Phys. Lett. B** **609**, 117-123 (2005) [arXiv:[hep-ph/0405097](#) [hep-ph]].
- [36] N. Okada, D. Raut and Q. Shafi, “SMART $U(1)_X$ – standard model with axion, right handed neutrinos, two Higgs doublets and $U(1)_X$ gauge symmetry,” **Eur. Phys. J. C** **80**, no.11, 1056 (2020) [arXiv:[2002.07110](#) [hep-ph]].
- [37] D. Hooper, G. Krnjaic, A. J. Long and S. D. McDermott, “Can the Inflaton Also Be a Weakly Interacting Massive Particle?,” **Phys. Rev. Lett.** **122**, no.9, 091802 (2019) [arXiv:[1807.03308](#) [hep-ph]].
- [38] R. Daido, F. Takahashi and W. Yin, “The ALP miracle: unified inflaton and dark matter,” **JCAP** **05**, 044 (2017) [arXiv:[1702.03284](#) [hep-ph]].
- [39] Y. Ema, K. Hamaguchi, T. Moroi and K. Nakayama, “Flaxion: a minimal extension to solve puzzles in the standard model,” **JHEP** **01**, 096 (2017) [arXiv:[1612.05492](#) [hep-ph]].
- [40] A. Ghoshal, L. Heurtier and A. Paul, “Signatures of Non-thermal Dark Matter with Kinflation and Early Matter Domination: \itGravitational Waves versus Laboratory Searches,” [arXiv:[2208.01670](#) [hep-ph]].
- [41] R. Allahverdi, B. Dutta and A. Mazumdar, “Unifying inflation and dark matter with neutrino masses,” **Phys. Rev. Lett.** **99**, 261301 (2007) [arXiv:[0708.3983](#) [hep-ph]].
- [42] R. Allahverdi, K. Enqvist, J. Garcia-Bellido and A. Mazumdar, “Gauge invariant MSSM inflaton,” **Phys. Rev. Lett.** **97**, 191304 (2006) [arXiv:[hep-ph/0605035](#) [hep-ph]].
- [43] N. Okada and D. Raut, “Inflection-point Higgs Inflation,” **Phys. Rev. D** **95** (2017) no.3, 035035 [arXiv:[1610.09362](#) [hep-ph]].
- [44] M. Drees and Y. Xu, “Small field polynomial inflation: reheating, radiative stability and

- lower bound,” *JCAP* **09**, 012 (2021) [arXiv:2104.03977 [hep-ph]].
- [45] A. Ghoshal, N. Okada and A. Paul, “Radiative Plateau Inflation with Conformal Invariance: Dynamical Generation of Electroweak and Seesaw Scales,” [arXiv:2203.00677 [hep-ph]].
- [46] A. Ghoshal, N. Okada and A. Paul, “eV Hubble Scale Inflation with Radiative Plateau: Very light Inflaton, Reheating & Dark Matter in $B - L$ Extensions,” [arXiv:2203.03670 [hep-ph]].
- [47] G. Ballesteros and C. Tamarit, “Radiative plateau inflation,” *JHEP* **02**, 153 (2016) [arXiv:1510.05669 [hep-ph]].
- [48] V. N. Senoguz and Q. Shafi, “Chaotic inflation, radiative corrections and precision cosmology,” *Phys. Lett. B* **668**, 6-10 (2008) [arXiv:0806.2798 [hep-ph]].
- [49] K. Enqvist and M. Karciauskas, “Does Planck really rule out monomial inflation?,” *JCAP* **02**, 034 (2014) [arXiv:1312.5944 [astro-ph.CO]].
- [50] N. Okada, S. Okada and D. Raut, “Inflection-point inflation in hyper-charge oriented $U(1)_X$ model,” *Phys. Rev. D* **95**, no.5, 055030 (2017) [arXiv:1702.02938 [hep-ph]].
- [51] S. M. Choi and H. M. Lee, “Inflection point inflation and reheating,” *Eur. Phys. J. C* **76**, no.6, 303 (2016) [arXiv:1601.05979 [hep-ph]].
- [52] J. C. Bueno Sanchez, K. Dimopoulos and D. H. Lyth, “A-term inflation and the MSSM,” *JCAP* **01**, 015 (2007) [arXiv:hep-ph/0608299 [hep-ph]].
- [53] D. Baumann, A. Dymarsky, I. R. Klebanov, L. McAllister and P. J. Steinhardt, “A Delicate universe,” *Phys. Rev. Lett.* **99**, 141601 (2007) [arXiv:0705.3837 [hep-th]].
- [54] D. Baumann, A. Dymarsky, I. R. Klebanov and L. McAllister, “Towards an Explicit Model of D-brane Inflation,” *JCAP* **01**, 024 (2008) [arXiv:0706.0360 [hep-th]].
- [55] M. Badziak and M. Olechowski, “Volume modulus inflection point inflation and the gravitino mass problem,” *JCAP* **02**, 010 (2009) [arXiv:0810.4251 [hep-th]].
- [56] K. Enqvist, A. Mazumdar and P. Stephens, “Inflection point inflation within supersymmetry,” *JCAP* **06**, 020 (2010) [arXiv:1004.3724 [hep-ph]].
- [57] R. Cerezo and J. G. Rosa, “Warm Inflection,” *JHEP* **01**, 024 (2013) [arXiv:1210.7975 [hep-ph]].
- [58] S. Choudhury, A. Mazumdar and S. Pal, “Low & High scale MSSM inflation, gravitational waves and constraints from Planck,” *JCAP* **07**, 041 (2013) [arXiv:1305.6398 [hep-ph]].
- [59] S. Choudhury and A. Mazumdar, “Reconstructing inflationary potential from BICEP2 and running of tensor modes,” [arXiv:1403.5549 [hep-th]].

- [60] E. D. Stewart, “Flattening the inflaton’s potential with quantum corrections,” *Phys. Lett. B* **391**, 34-38 (1997) [arXiv:[hep-ph/9606241](#) [hep-ph]].
- [61] E. D. Stewart, “Flattening the inflaton’s potential with quantum corrections. 2.,” *Phys. Rev. D* **56**, 2019-2023 (1997) [arXiv:[hep-ph/9703232](#) [hep-ph]].
- [62] A. Bedroya, R. Brandenberger, M. Loverde and C. Vafa, “Trans-Planckian Censorship and Inflationary Cosmology,” *Phys. Rev. D* **101**, no.10, 103502 (2020) [arXiv:[1909.11106](#) [hep-th]].
- [63] P. Agrawal, G. Obied, P. J. Steinhardt and C. Vafa, “On the Cosmological Implications of the String Swampland,” *Phys. Lett. B* **784**, 271-276 (2018) [arXiv:[1806.09718](#) [hep-th]].
- [64] J. B. Muñoz, E. D. Kovetz, A. Raccanelli, M. Kamionkowski and J. Silk, “Towards a measurement of the spectral runnings,” *JCAP* **05**, 032 (2017) [arXiv:[1611.05883](#) [astro-ph.CO]].
- [65] G. D. Coughlan, W. Fischler, E. W. Kolb, S. Raby and G. G. Ross, “Cosmological Problems for the Polonyi Potential,” *Phys. Lett. B* **131**, 59-64 (1983).
- [66] Y. G. Kim and K. Y. Lee, “The Minimal model of fermionic dark matter,” *Phys. Rev. D* **75**, 115012 (2007) [arXiv:[hep-ph/0611069](#) [hep-ph]].
- [67] Y. G. Kim, K. Y. Lee and S. Shin, “Singlet fermionic dark matter,” *JHEP* **05**, 100 (2008) [arXiv:[0803.2932](#) [hep-ph]].
- [68] S. Baek, P. Ko and W. I. Park, “Search for the Higgs portal to a singlet fermionic dark matter at the LHC,” *JHEP* **02**, 047 (2012) [arXiv:[1112.1847](#) [hep-ph]].
- [69] L. Lopez-Honorez, T. Schwetz and J. Zupan, “Higgs portal, fermionic dark matter, and a Standard Model like Higgs at 125 GeV,” *Phys. Lett. B* **716**, 179-185 (2012) [arXiv:[1203.2064](#) [hep-ph]].
- [70] J. Kim, P. Ko and W. I. Park, “Higgs-portal assisted Higgs inflation with a sizeable tensor-to-scalar ratio,” *JCAP* **02**, 003 (2017) [arXiv:[1405.1635](#) [hep-ph]].
- [71] S. M. Choi, J. Kim, H. M. Lee and B. Zhu, “Connecting between inflation and dark matter in models with gauged Z_3 symmetry,” *JHEP* **06**, 135 (2020) [arXiv:[2003.11823](#) [hep-ph]].
- [72] J. Garcia-Bellido and E. Ruiz Morales, “Primordial black holes from single field models of inflation,” *Phys. Dark Univ.* **18** (2017), 47-54 [arXiv:[1702.03901](#) [astro-ph.CO]].
- [73] G. Barenboim, “Inflation might be caused by the right: Handed neutrino,” *JHEP* **03**, 102 (2009) [arXiv:[0811.2998](#) [hep-ph]].
- [74] W. A. Bardeen, C. T. Hill and M. Lindner, “Minimal Dynamical Symmetry Breaking of the

- Standard Model,” *Phys. Rev. D* **41**, 1647 (1990).
- [75] J. R. Bhatt and U. Sarkar, “Majorana Neutrino Superfluidity and Stability of Neutrino Dark Energy,” *Phys. Rev. D* **80**, 045016 (2009) [arXiv:0805.2482 [hep-ph]].
 - [76] J. R. Bhatt, B. R. Desai, E. Ma, G. Rajasekaran and U. Sarkar, “Neutrino Condensate as Origin of Dark Energy,” *Phys. Lett. B* **687**, 75-78 (2010) [arXiv:0911.5012 [hep-ph]].
 - [77] G. Barenboim and J. Rasero, “Baryogenesis from a right-handed neutrino condensate,” *JHEP* **03**, 097 (2011) [arXiv:1009.3024 [hep-ph]].
 - [78] G. Barenboim, “Gravity triggered neutrino condensates,” *Phys. Rev. D* **82**, 093014 (2010) [arXiv:1009.2504 [hep-ph]].
 - [79] G. Dvali and L. Funcke, “Small neutrino masses from gravitational θ -term,” *Phys. Rev. D* **93**, no.11, 113002 (2016) [arXiv:1602.03191 [hep-ph]].
 - [80] M. U. Rehman, Q. Shafi and J. R. Wickman, “Supersymmetric Hybrid Inflation Redux,” *Phys. Lett. B* **683**, 191-195 (2010) [arXiv:0908.3896 [hep-ph]].
 - [81] G. R. Dvali, Q. Shafi and R. K. Schaefer, “Large scale structure and supersymmetric inflation without fine tuning,” *Phys. Rev. Lett.* **73**, 1886-1889 (1994) [arXiv:hep-ph/9406319 [hep-ph]].
 - [82] E. J. Copeland, A. R. Liddle, D. H. Lyth, E. D. Stewart and D. Wands, “False vacuum inflation with Einstein gravity,” *Phys. Rev. D* **49**, 6410-6433 (1994) [arXiv:astro-ph/9401011 [astro-ph]].
 - [83] G. Lazarides, “Inflationary cosmology,” *Lect. Notes Phys.* **592**, 351-391 (2002) [arXiv:hep-ph/0111328 [hep-ph]].
 - [84] D. H. Lyth and A. Riotto, “Particle physics models of inflation and the cosmological density perturbation,” *Phys. Rept.* **314**, 1-146 (1999) [arXiv:hep-ph/9807278 [hep-ph]].
 - [85] F. Takahashi, “Linear Inflation from Running Kinetic Term in Supergravity,” *Phys. Lett. B* **693**, 140-143 (2010) [arXiv:1006.2801 [hep-ph]].
 - [86] H. Davoudiasl, “Gravitational interactions and neutrino masses,” *Phys. Rev. D* **101**, no.11, 115024 (2020) [arXiv:2003.04908 [hep-ph]].
 - [87] S. Iso, K. Kohri and K. Shimada, “Small field Coleman-Weinberg inflation driven by a fermion condensate,” *Phys. Rev. D* **91**, no.4, 044006 (2015) [arXiv:1408.2339 [hep-ph]].
 - [88] K. Kaneta, O. Seto and R. Takahashi, “Very low scale Coleman-Weinberg inflation with nonminimal coupling,” *Phys. Rev. D* **97**, no.6, 063004 (2018) [arXiv:1708.06455 [hep-ph]].

- [89] C. Germani and T. Prokopec, “On primordial black holes from an inflection point,” *Phys. Dark Univ.* **18**, 6-10 (2017) [arXiv:1706.04226 [astro-ph.CO]].
- [90] D. H. Lyth, “Introduction to cosmology,” [arXiv:astro-ph/9312022 [astro-ph]].
- [91] B. Ryden. “Introduction to cosmology,” *Cambridge University Press*, (2017).
- [92] A. Riotto, “Inflation and the theory of cosmological perturbations,” *ICTP Lect. Notes Ser.* **14** (2003), 317-413 [arXiv:hep-ph/0210162 [hep-ph]].
- [93] D. H. Lyth and A. R. Liddle, “The primordial density perturbation: Cosmology, inflation and the origin of structure,” *Cambridge University Press*, (2009).
- [94] N. Bernal and Y. Xu, “Polynomial inflation and dark matter,” *Eur. Phys. J. C* **81**, no.10, 877 (2021) [arXiv:2106.03950 [hep-ph]].
- [95] A. R. Liddle and D. H. Lyth “Cosmological inflation and large scale structure,” *Cambridge University Press*, (2000).
- [96] D. Baumann, “Inflation,” *TASI 2009*, 523-686 [arXiv:0907.5424 [hep-th]]; D. Baumann, “Cosmology” *Cambridge University Press*, (2022).
- [97] S. Hotchkiss, A. Mazumdar and S. Nadathur, “Observable gravitational waves from inflation with small field excursions,” *JCAP* **02**, 008 (2012) [arXiv:1110.5389 [astro-ph.CO]].
- [98] A. Chatterjee and A. Mazumdar, “Bound on largest $r \lesssim 0.1$ from sub-Planckian excursions of inflaton,” *JCAP* **1501**, 031 (2015) [arXiv:1409.4442 [astro-ph.CO]].
- [99] A. Chatterjee and A. Mazumdar, “Observable tensor-to-scalar ratio and secondary gravitational wave background,” *Phys. Rev. D* **97**, no. 6, 063517 (2018) [arXiv:1708.07293 [astro-ph.CO]].
- [100] A. D. Linde, “Inflationary Cosmology,” *Lect. Notes Phys.* **738**, 1-54 (2008) [arXiv:0705.0164 [hep-th]].
- [101] D. J. H. Chung, G. Shiu and M. Trodden, “Running of the scalar spectral index from inflationary models,” *Phys. Rev. D* **68**, 063501 (2003) [arXiv:astro-ph/0305193 [astro-ph]].
- [102] Q. G. Huang, “Running of Running of the Spectral Index and WMAP Three-year data,” *JCAP* **11**, 004 (2006) [arXiv:astro-ph/0610389 [astro-ph]].
- [103] N. Aghanim *et al.* [Planck], “Planck 2018 results. VI. Cosmological parameters,” *Astron. Astrophys.* **641**, A6 (2020) [arXiv:1807.06209 [astro-ph.CO]].
- [104] P. A. R. Ade *et al.* [BICEP/Keck], “The Latest Constraints on Inflationary B-modes from the BICEP/Keck Telescopes,” [arXiv:2203.16556 [astro-ph.CO]].

- [105] P. A. R. Ade *et al.* [BICEP and Keck], “Improved Constraints on Primordial Gravitational Waves using Planck, WMAP, and BICEP/Keck Observations through the 2018 Observing Season,” *Phys. Rev. Lett.* **127** (2021) no.15, 151301 [arXiv:2110.00483 [astro-ph.CO]].
- [106] P. Campeti and E. Komatsu, “New constraint on the tensor-to-scalar ratio from the *Planck* and BICEP/Keck Array data using the profile likelihood,” [arXiv:2205.05617 [astro-ph.CO]].
- [107] N. Bhaumik and R. K. Jain, “Primordial black holes dark matter from inflection point models of inflation and the effects of reheating,” *JCAP* **01**, 037 (2020) [arXiv:1907.04125 [astro-ph.CO]].
- [108] R. Penco, “An Introduction to Effective Field Theories,” [arXiv:2006.16285 [hep-th]].
- [109] D. H. Lyth and E. D. Stewart, “Thermal inflation and the moduli problem,” *Phys. Rev. D* **53**, 1784-1798 (1996) [arXiv:hep-ph/9510204 [hep-ph]].
- [110] M. Kawasaki, T. Takahashi and S. Yokoyama, “Density Fluctuations in Thermal Inflation and Non-Gaussianity,” *JCAP* **12**, 012 (2009) [arXiv:0910.3053 [hep-th]].
- [111] A. Jokinen and A. Mazumdar, “Inflation in large N limit of supersymmetric gauge theories,” *Phys. Lett. B* **597**, 222 (2004) [arXiv:hep-th/0406074 [hep-th]].
- [112] P. Binétruy and M. K. Gaillard, “Candidates for the Inflaton Field in Superstring Models,” *Phys. Rev. D* **34**, 3069-3083 (1986).
- [113] G. Lazarides, C. Panagiotakopoulos and Q. Shafi, “Baryogenesis and the Gravitino Problem in Superstring Models,” *Phys. Rev. Lett.* **56**, 557 (1986).
- [114] G. Lazarides, C. Panagiotakopoulos and Q. Shafi, “Magnetic Monopoles From Superstring Models,” *Phys. Rev. Lett.* **58**, 1707 (1987).
- [115] G. Lazarides and Q. Shafi, “Anomalous discrete symmetries and the domain wall problem,” *Nucl. Phys. B* **392**, 61-82 (1993).
- [116] D. J. H. Chung, E. W. Kolb and A. Riotto, “Production of massive particles during reheating,” *Phys. Rev. D* **60**, 063504 (1999) [arXiv:hep-ph/9809453 [hep-ph]].
- [117] E. W. Kolb, A. Notari and A. Riotto, “On the reheating stage after inflation,” *Phys. Rev. D* **68**, 123505 (2003) [arXiv:hep-ph/0307241 [hep-ph]].
- [118] V. Mukhanov, “Physical Foundations of Cosmology,” *Cambridge University Press*, (2005).
- [119] M. A. G. Garcia, K. Kaneta, Y. Mambrini and K. A. Olive, “Inflaton Oscillations and Post-Inflationary Reheating,” *JCAP* **04** (2021), 012 [arXiv:2012.10756 [hep-ph]].
- [120] M. A. G. Garcia, K. Kaneta, Y. Mambrini and K. A. Olive, “Reheating and Post-inflationary

- Production of Dark Matter,” *Phys. Rev. D* **101** (2020) no.12, 123507 [arXiv:2004.08404 [hep-ph]].
- [121] R. Allahverdi, R. Brandenberger, F. Y. Cyr-Racine and A. Mazumdar, “Reheating in Inflationary Cosmology: Theory and Applications,” *Ann. Rev. Nucl. Part. Sci.* **60**, 27-51 (2010) [arXiv:1001.2600 [hep-th]].
 - [122] K. D. Lozanov, “Lectures on Reheating after Inflation,” [arXiv:1907.04402 [astro-ph.CO]].
 - [123] G. F. Giudice, E. W. Kolb and A. Riotto, “Largest temperature of the radiation era and its cosmological implications,” *Phys. Rev. D* **64** (2001), 023508 [arXiv:hep-ph/0005123 [hep-ph]].
 - [124] N. Bernal, F. Elahi, C. Maldonado and J. Unwin, “Ultraviolet Freeze-in and Non-Standard Cosmologies,” *JCAP* **11** (2019), 026 [arXiv:1909.07992 [hep-ph]].
 - [125] P. A. Zyla *et al.* [Particle Data Group], “Review of Particle Physics,” *PTEP* **2020** (2020) no.8, 083C01.
 - [126] M. Berbig, “Freeze-In of radiative keV-scale neutrino dark matter from a new $U(1)_{B-L}$,” [arXiv:2203.04276 [hep-ph]].
 - [127] A. Ghosh and S. Mukhopadhyay, “Momentum distribution of dark matter produced in inflaton decay: effect of inflaton mediated scatterings,” [arXiv:2205.03440 [hep-ph]].
 - [128] M. Viel, G. D. Becker, J. S. Bolton and M. G. Haehnelt, “Warm dark matter as a solution to the small scale crisis: New constraints from high redshift Lyman- α forest data,” *Phys. Rev. D* **88**, 043502 (2013) [arXiv:1306.2314 [astro-ph.CO]].
 - [129] N. Palanque-Delabrouille, C. Yèche, N. Schöneberg, J. Lesgourgues, M. Walther, S. Charbanier and E. Armengaud, “Hints, neutrino bounds and WDM constraints from SDSS DR14 Lyman- α and Planck full-survey data,” *JCAP* **04**, 038 (2020) [arXiv:1911.09073 [astro-ph.CO]].
 - [130] A. Garzilli, O. Ruchayskiy, A. Magalich and A. Boyarsky, “How warm is too warm? Towards robust Lyman- α forest bounds on warm dark matter,” [arXiv:1912.09397 [astro-ph.CO]].
 - [131] K. J. Bae, A. Kamada, S. P. Liew and K. Yanagi, “Light axinos from freeze-in: production processes, phase space distributions, and Ly- α forest constraints,” *JCAP* **01**, 054 (2018) [arXiv:1707.06418 [hep-ph]].
 - [132] R. Murgia, A. Merle, M. Viel, M. Totzauer and A. Schneider, ““Non-cold” dark matter at small scales: a general approach,” *JCAP* **11**, 046 (2017) [arXiv:1704.07838 [astro-ph.CO]].

- [133] J. Heeck and D. Teresi, “Cold keV dark matter from decays and scatterings,” *Phys. Rev. D* **96**, no.3, 035018 (2017) [arXiv:1706.09909 [hep-ph]].
- [134] S. Boulebnane, J. Heeck, A. Nguyen and D. Teresi, “Cold light dark matter in extended seesaw models,” *JCAP* **04**, 006 (2018) [arXiv:1709.07283 [hep-ph]].
- [135] I. Baldes, Q. Decant, D. C. Hooper and L. Lopez-Honorez, “Non-Cold Dark Matter from Primordial Black Hole Evaporation,” *JCAP* **08**, 045 (2020) [arXiv:2004.14773 [astro-ph.CO]].
- [136] G. Ballesteros, M. A. G. Garcia and M. Pierre, “How warm are non-thermal relics? Lyman- α bounds on out-of-equilibrium dark matter,” *JCAP* **03**, 101 (2021) [arXiv:2011.13458 [hep-ph]].
- [137] F. D’Eramo and A. Lenoci, “Lower mass bounds on FIMP dark matter produced via freeze-in,” *JCAP* **10**, 045 (2021) [arXiv:2012.01446 [hep-ph]].
- [138] Q. Decant, J. Heisig, D. C. Hooper and L. Lopez-Honorez, “Lyman- α constraints on freeze-in and superWIMPs,” *JCAP* **03**, no.03, 041 (2022) [arXiv:2111.09321 [astro-ph.CO]].
- [139] K. Abazajian *et al.* [CMB-S4], “CMB-S4: Forecasting Constraints on Primordial Gravitational Waves,” *Astrophys. J.* **926**, no.1, 54 (2022) [arXiv:2008.12619 [astro-ph.CO]].
- [140] M. Hazumi, P. A. R. Ade, Y. Akiba, D. Alonso, K. Arnold, J. Aumont, C. Baccigalupi, D. Barron, S. Basak and S. Beckman, *et al.* “LiteBIRD: A Satellite for the Studies of B-Mode Polarization and Inflation from Cosmic Background Radiation Detection,” *J. Low Temp. Phys.* **194**, no.5-6, 443-452 (2019).
- [141] D. Adak, A. Sen, S. Basak, J. Delabrouille, T. Ghosh, A. Rotti, G. Martínez-Solaesche and T. Souradeep, “*B*-mode forecast of CMB-Bhārat,” [arXiv:2110.12362 [astro-ph.CO]].
- [142] A. Suzuki *et al.* [POLARBEAR], “The POLARBEAR-2 and the Simons Array Experiment,” *J. Low Temp. Phys.* **184**, no.3-4, 805-810 (2016) [arXiv:1512.07299 [astro-ph.IM]].
- [143] J. T. Sayre *et al.* [SPT], “Measurements of B-mode Polarization of the Cosmic Microwave Background from 500 Square Degrees of SPTpol Data,” *Phys. Rev. D* **101**, no.12, 122003 (2020) [arXiv:1910.05748 [astro-ph.CO]].
- [144] S. Aiola *et al.* [ACT], “The Atacama Cosmology Telescope: DR4 Maps and Cosmological Parameters,” *JCAP* **12**, 047 (2020) [arXiv:2007.07288 [astro-ph.CO]].
- [145] K. Harrington, T. Marriage, A. Ali, J. W. Appel, C. L. Bennett, F. Boone, M. Brewer, M. Chan, D. T. Chuss and F. Colazo, *et al.* “The Cosmology Large Angular Scale Surveyor,”

- [Proc. SPIE Int. Soc. Opt. Eng. **9914**, 99141K \(2016\)](#) [[arXiv:1608.08234](#) [astro-ph.IM]].
- [146] G. Addamo *et al.* [LSPE], “The large scale polarization explorer (LSPE) for CMB measurements: performance forecast,” [JCAP **08**, 008 \(2021\)](#) [[arXiv:2008.11049](#) [astro-ph.IM]].
- [147] A. Mennella, P. Ade, G. Amico, D. Auguste, J. Aumont, S. Banfi, G. Barbarà, P. Battaglia, E. Battistelli and A. Baù, *et al.* “QUBIC: Exploring the Primordial Universe with the Q&U Bolometric Interferometer,” [Universe **5**, no.2, 42 \(2019\)](#).
- [148] P. Ade *et al.* [Simons Observatory], “The Simons Observatory: Science goals and forecasts,” [JCAP **02**, 056 \(2019\)](#) [[arXiv:1808.07445](#) [astro-ph.CO]].
- [149] P. A. R. Ade *et al.* [SPIDER], “A Constraint on Primordial B-modes from the First Flight of the Spider Balloon-borne Telescope,” [Astrophys. J. **927**, no.2, 174 \(2022\)](#) [[arXiv:2103.13334](#) [astro-ph.CO]].
- [150] N. Bhaumik, A. Ghoshal and M. Lewicki, “Doubly peaked induced stochastic gravitational wave background : Testing baryogenesis from primordial black holes,” [[arXiv:2205.06260](#) [astro-ph.CO]].
- [151] G. Domènech, “Scalar Induced Gravitational Waves Review,” [Universe **7**, no.11, 398 \(2021\)](#) [[arXiv:2109.01398](#) [gr-qc]].
- [152] S. Choudhury and A. Mazumdar, “Primordial blackholes and gravitational waves for an inflection-point model of inflation,” [Phys. Lett. B **733**, 270-275 \(2014\)](#) [[arXiv:1307.5119](#) [astro-ph.CO]].