

KRYLOV SUBSPACE RESIDUAL AND RESTARTING FOR CERTAIN SECOND ORDER DIFFERENTIAL EQUATIONS

M.A. BOTCHEV*, L.A. KNIZHNERMAN†, AND M. SCHWEITZER‡

Abstract. We propose algorithms for efficient time integration of large systems of oscillatory second order ordinary differential equations (ODEs) whose solution can be expressed in terms of trigonometric matrix functions. Our algorithms are based on a residual notion for second order ODEs, which allows to extend the “residual-time restarting” Krylov subspace framework—which was recently introduced for exponential and φ -functions occurring in time integration of first order ODEs—to our setting. We then show that the computational cost can be further reduced in many cases by using our restarting in the Gautschi cosine scheme. We analyze residual convergence in terms of Faber and Chebyshev series and supplement these theoretical results by numerical experiments illustrating the efficiency of the proposed methods.

Key words. psi and sigma matrix functions, Krylov subspace methods, exponential time integration, second order ODE systems, restarting

AMS subject classifications. 65F60, 65M20, 65L05

1. Introduction. Exponential time integration has been a rapidly developing research area, and exponential time solvers have been shown to be efficient in various application classes. These time integration schemes typically involve a matrix function (e.g., a matrix exponential or cosine) and possess a characteristic property of being exact for a certain simplified problem [29]. Although development of exponential schemes has started about 60 years ago [11, 32, 33, 37, 49, 52], their successful application for large scale problems has been delayed for about 30 years, until numerical linear algebra tools to evaluate the matrix functions, in particular Krylov subspace methods, have matured (we list chronologically some of the first relevant papers [38, 50, 13, 31, 42, 21, 14, 15, 26]).

Although Krylov subspace iterations can be quite successful within exponential time integration methods, their efficient implementation is often a challenging task, especially for large scale and stiff problems. This is because conventional Krylov subspace methods, especially those based on the Arnoldi process, become more work and memory consuming as the iteration number grows, which can lead to an efficiency degradation. To avoid this and to keep the Krylov subspace dimension restricted, a number of approaches is developed. First, to accelerate convergence in Krylov subspace methods, rational shift-and-invert Krylov subspace methods can be employed [34, 48]. These methods typically exhibit a rapid and mesh-independent convergence for parabolic problems [23, 34, 48] at a price of solving a linear system at each Krylov iteration. Another approach to keep the Krylov subspace dimension restricted is to adjust the time step size. In the EXPOKIT package this is done with a sophisticated error estimation procedure [45]. Furthermore, to control the Krylov

*Keldysh Institute of Applied Mathematics, Russian Academy of Sciences, Miusskaya Sq. 4, Moscow 125047, Russia, and Marchuk Institute of Numerical Mathematics, Russian Academy of Sciences, Gubkin St. 8, Moscow 119333, Russia, botchev@ya.ru. Work of this author is supported by the Russian Science Foundation grant No. 19-11-00338.

†Marchuk Institute of Numerical Mathematics, Russian Academy of Sciences, Gubkin St. 8, Moscow 119333, Russia, lknizhnerman@gmail.com. Work of this author is supported by the Moscow Center of Fundamental and Applied Mathematics at INM RAS (Agreement No.075-15-2022-286 with the Ministry of Education and Science of the Russian Federation).

‡School of Mathematics and Natural Sciences, Bergische Universität Wuppertal, 42097 Wuppertal, Germany, marcel@uni-wuppertal.de.

subspace dimension, various restarting approaches are designed. These, among others, include restarting for general matrix functions [2, 16, 17, 19, 36, 47] and restarting designed specifically for the matrix exponential and related functions [6, 10, 12].

An efficient restarting strategy specifically intended for the matrix exponential and the related φ -function was recently proposed in [8, 9]. These are the matrix functions which are essential in the exponential integration of first order ODE systems. However, as far as we know, no restarting strategies have been designed so far specifically for the cosine, sine and other related matrix functions, which are instrumental in exponential time integration of second order ODE systems. This is remarkable because for the matrix functions arising in numerical treatment of second order ODEs, Krylov subspace methods usually converge much slower than for the matrix exponential, see, e.g., [13, Theorems 4, 6, 7] and our observations below. Hence, efficient restarting techniques for these functions would be a very welcome contribution. More precisely, for $A = A^T \in \mathbb{R}^{n \times n}$ and $t > 0$, convergence of Krylov subspace methods to compute actions of the matrix functions $\cos(t\sqrt{A})$ and $(tA)^{-1/2} \sin(t\sqrt{A})$ is similar to convergence of Krylov subspace methods to compute actions of

$$(1.1) \quad \exp(-t\mathcal{A}), \quad \mathcal{A} = \begin{bmatrix} 0 & -I \\ A & 0 \end{bmatrix},$$

where $I \in \mathbb{R}^{n \times n}$ is the identity matrix. Since the 2×2 block matrix \mathcal{A} in (1.1) is similar to a skew-symmetric matrix, Krylov subspace methods for $\exp(-t\mathcal{A})$ converge much slower than for the matrix exponential $\exp(-tA)$ with symmetric A , which occur in time integration of first order ODE systems. This significant difference in Krylov subspace method convergence for symmetric versus skew-symmetric matrices is well-known, see, e.g., [26, Theorems 2, 4].

The goal of this paper is to fill this gap by introducing an efficient restarting technique for matrix functions occurring in second order ODEs. The restarting approach we follow is the residual-time (RT) restarting introduced in [8, 9]. Although this RT restarting appears to work well for these matrix functions, we show how the computational costs can further be reduced by combining our restarting with the Gautschi cosine scheme [27]. More specifically, the time dependence of the residual is employed to find a proper time step size for the Gautschi scheme.

The rest of the paper is organized as follows. In Section 2, we briefly discuss Krylov subspace methods for approximating the trigonometric matrix functions occurring in the time integration of second order ODEs and introduce our residual notion. Based on this residual notion, a residual-time restarting algorithm as well as a Gautschi cosine scheme with residual-based step size selection are introduced. A detailed analysis of the residual convergence in terms of Faber series (for general A) and Chebyshev series (for symmetric A) is given in Section 3. Results of numerical experiments illustrating the performance of the proposed methods are reported in Section 4, followed by some concluding remarks in Section 5.

Throughout this paper $\|\cdot\|$ denotes the Euclidean vector norm $\|\cdot\|_2$ or the corresponding matrix operator norm.

2. Residual and restarting in Krylov subspace methods for second order ODEs.

2.1. Problem setting. Let $A \in \mathbb{R}^{n \times n}$ be a matrix such that

$$\operatorname{Re}(\mathbf{x}^H A \mathbf{x}) \geq 0 \quad \text{for all } \mathbf{x} \in \mathbb{C}^n.$$

We are interested in solving an IVP

$$(2.1) \quad \mathbf{y}''(t) = -A\mathbf{y}(t) + \mathbf{g}, \quad \mathbf{y}(0) = \mathbf{u}, \quad \mathbf{y}'(0) = \mathbf{v}.$$

Initial value problems of the form (2.1) arise, e.g., from semi-discretized wave equations within the method of lines.

Let ψ and σ be entire functions defined as

$$(2.2) \quad \psi(x^2) = 2\frac{1 - \cos x}{x^2}, \quad \sigma(x^2) = \frac{\sin x}{x},$$

where we set, by definition, $\psi(0) = 1$ and $\sigma(0) = 1$. It can easily be checked that the exact solution $\mathbf{y}(t)$ of (2.1) reads, for any $t \geq 0$,

$$(2.3) \quad \mathbf{y}(t) = \mathbf{u} + \frac{1}{2}t^2\psi(t^2A)(-A\mathbf{u} + \mathbf{g}) + t\sigma(t^2A)\mathbf{v}.$$

Note that, due to (2.2), the matrix functions

$$\psi(t^2A) = 2(t^2A)^{-1}(I - \cos(t\sqrt{A})), \quad \sigma(t^2A) = (t\sqrt{A})^{-1} \sin(t\sqrt{A})$$

are defined also for singular A . Furthermore, \sqrt{A} can be taken here to be any (not necessarily primary) branch of the square root of A ; see, e.g., [25, Chapter 2, Section 1].

2.2. Krylov subspace approximations and their residuals. To use (2.3) in practical computations, two matrix functions have to be evaluated. In this work this is done by Krylov subspace methods with the Arnoldi or Lanczos process in the following usual way.

Let $f(A) = \frac{t^2}{2}\psi(t^2A)$, where we consider $t \geq 0$ as a parameter, and let $\mathbf{w} = -A\mathbf{u} + \mathbf{g}$. We compute $f(A)\mathbf{w}$ approximately by using the Krylov subspace

$$\mathcal{K}_m(A, \mathbf{w}) = \text{span} \{ \mathbf{w}, A\mathbf{w}, A^2\mathbf{w}, \dots, A^{m-1}\mathbf{w} \}.$$

We then take $\mathbf{v}_1 = \mathbf{w}/\beta$, with $\beta = \|\mathbf{w}\|$, as the first Krylov subspace basis vector and carry out m steps of the Arnoldi process [43, 51], building a matrix $V_{m+1} \in \mathbb{R}^{n \times (m+1)}$ with orthonormal columns $\mathbf{v}_1, \dots, \mathbf{v}_{m+1}$ and an upper-Hessenberg matrix $\underline{H}_m = V_{m+1}^H A V_m \in \mathbb{R}^{(m+1) \times m}$. Then $\text{colspan}(V_m) = \mathcal{K}_m(A, \mathbf{w})$ and the so-called Arnoldi decomposition holds:

$$(2.4) \quad \begin{aligned} AV_m &= V_{m+1}\underline{H}_m, \\ \text{or } AV_m &= V_m H_m + h_{m+1,m}\mathbf{v}_{m+1}\mathbf{e}_m^T, \end{aligned}$$

where $H_m = V_m^H A V_m \in \mathbb{R}^{m \times m}$ is composed of the first m rows of \underline{H}_m and $\mathbf{e}_m = (0, \dots, 0, 1)^T \in \mathbb{R}^m$ denotes the m th canonical unit vector. If the matrix A is symmetric, instead of the Arnoldi process, the Lanczos process is employed and relation (2.4) holds for a tridiagonal matrix \underline{H}_m . The main computational effort for the Arnoldi process lies in m matrix vector products with A —which have an overall complexity $\mathcal{O}(\text{nnz}(A) \cdot m)$ for sparse A with $\text{nnz}(A)$ nonzero entries—and in the orthogonalization which requires $\mathcal{O}(m^2n)$ operations in total.

In view of (2.4) and the equality $\mathbf{w} = V_m(\beta\mathbf{e}_1)$, an approximation \mathbf{y}_m to $\mathbf{y} = f(A)\mathbf{w}$ can be found by projecting onto the Krylov subspace via

$$(2.5) \quad \mathbf{y} = f(A)\mathbf{w} \approx \mathbf{y}_m = V_m f(V_m^H A V_m) V_m^H \mathbf{w} = V_m f(H_m)(\beta\mathbf{e}_1).$$

This approximation can also be derived by noticing that $\frac{t^2}{2}\psi(t^2A)\mathbf{w}$ is the solution of the IVP

$$\mathbf{y}''(t) = -A\mathbf{y}(t) + \mathbf{g} - A\mathbf{u}, \quad \mathbf{y}(0) = 0, \quad \mathbf{y}'(0) = 0.$$

Galerkin projection of this IVP onto the same Krylov subspace then leads to the approximation $\mathbf{y}_m(t) \approx \mathbf{y}(t)$, with

$$(2.6) \quad \mathbf{y}_m(t) = V_m u(t), \quad \begin{cases} u''(t) = -H_m u(t) + \beta \mathbf{e}_1, \\ u(0) = 0, \quad u'(0) = 0. \end{cases}$$

It is not difficult to check that relations (2.5) and (2.6) yield the same approximation $\mathbf{y}_m(t)$ (indeed, recall that f depends on the parameter $t \geq 0$, so that $u(t) = f(H_m)(\beta \mathbf{e}_1)$).

The same approach, where we set $f(A) = t\sigma(t^2A)$ and $\mathbf{w} = \mathbf{v}$, can also be used to evaluate the term $t\sigma(t^2A)\mathbf{v}$ in (2.3). In this case we have

$$(2.7) \quad \mathbf{y}_m(t) = V_m u(t), \quad \begin{cases} u''(t) = -H_m u(t), \\ u(0) = 0, \quad u'(0) = \beta \mathbf{e}_1. \end{cases}$$

Note that the matrices V_m and H_m here differ from their counterparts in (2.6).

Evaluating (2.5) requires computing $f(H_m)$, which has a computational cost of $\mathcal{O}(m^3)$ for most matrix functions. Additionally, even when A is symmetric, the complete Krylov basis V_m is required for forming \mathbf{y}_m . For very large values of n , as they frequently appear in applications, the storage requirements for V_m can therefore limit the number of iterations that can be performed. Additionally, when a large number m of iterations is necessary for reaching the desired accuracy, the cost for computing $f(H_m)$ might also become significant.

As discussed above, several different methods for *restarting* the Arnoldi iteration have been proposed to tackle this problem. All of these methods have in common that they allow to discard the Arnoldi basis vectors after a small, fixed number m_{\max} of steps and then start a new *cycle* of the method in which m_{\max} further Arnoldi iterations are performed. For further details on restarted Krylov methods for matrix functions, we refer the reader to [8, 9, 16, 18, 19, 44, 47] and the references therein.

To control the accuracy of the Krylov subspace iterative approximations \mathbf{y}_m , we introduce residuals for the matrix functions $\psi(t^2A)$ and $\sigma(t^2A)$. To do so, we follow the approach of [6, 10, 12] and view a matrix vector product with each of these matrix functions as an exact solution of a certain IVP. Hence, the corresponding residual can naturally be defined with respect to this IVP. These residuals for the ψ and σ matrix functions and, for comparison purposes, also for the matrix exponential, are given in Table 1. It is easy to check that the residuals of all the Krylov subspace approximations given in the table have the form

$$(2.8) \quad \mathbf{r}_m(t) = -\beta_m(t)\mathbf{v}_{m+1}, \quad \beta_m(t) = h_{m+1,m}\mathbf{e}_m^T u(t),$$

where $u(t)$ solves the corresponding projected IVP. For instance, for the residual $\mathbf{r}_m(t)$ of the $\psi(t^2A)$ function, we obtain, using (2.4) and relation $\mathbf{g} - A\mathbf{u} = \beta\mathbf{v}_1$,

$$\begin{aligned} \mathbf{r}_m(t) &\equiv -A\mathbf{y}_m(t) + \mathbf{g} - A\mathbf{u} - \mathbf{y}_m''(t) = -AV_m u(t) + \mathbf{g} - A\mathbf{u} - V_m u''(t) \\ &= -(V_m H_m + h_{m+1,m}\mathbf{v}_{m+1}\mathbf{e}_m^T)u(t) + \mathbf{g} - A\mathbf{u} - V_m(-H_m u(t) + \beta \mathbf{e}_1) \\ &= -h_{m+1,m}\mathbf{v}_{m+1}\mathbf{e}_m^T u(t), \end{aligned}$$

TABLE 1

Residuals for the matrix functions ψ and σ compared to that of the matrix exponential. In case the Krylov subspace method (2.5) is used, each of the residuals satisfies relation (2.8) with $u(t)$ being the solution of the projected IVP, as given in the table.

$f(A)$ action as an exact solution	IVP solved with $f(A)$	residual for $\mathbf{y}_m(t) \approx \mathbf{y}(t)$ and projected IVP
$\mathbf{y}(t) = \exp(-tA)\mathbf{v}$	$\begin{cases} \mathbf{y}'(t) = -A\mathbf{y}(t) \\ \mathbf{y}(0) = \mathbf{v} \end{cases}$	$\mathbf{r}_m(t) \equiv -A\mathbf{y}_m(t) - \mathbf{y}'_m(t)$ $\begin{cases} u'(t) = -H_m u(t) \\ u(0) = \beta \mathbf{e}_1 \end{cases}$
$\mathbf{y}(t) = t\sigma(-t^2A)\mathbf{v}$	$\begin{cases} \mathbf{y}''(t) = -A\mathbf{y}(t) \\ \mathbf{y}(0) = 0, \mathbf{y}'(0) = \mathbf{v} \end{cases}$	$\mathbf{r}_m(t) \equiv -A\mathbf{y}_m(t) - \mathbf{y}''_m(t)$ $\begin{cases} u''(t) = -H_m u(t) \\ u(0) = 0, u'(0) = \beta \mathbf{e}_1 \end{cases}$
$\mathbf{y}(t) = \frac{t^2}{2}\psi(-t^2A)\mathbf{g}$	$\begin{cases} \mathbf{y}''(t) = -A\mathbf{y}(t) + \mathbf{g} \\ \mathbf{y}(0) = 0, \mathbf{y}'(0) = 0 \end{cases}$	$\mathbf{r}_m(t) \equiv -A\mathbf{y}_m(t) + \mathbf{g} - \mathbf{y}''_m(t)$ $\begin{cases} u''(t) = -H_m u(t) + \beta \mathbf{e}_1 \\ u(0) = 0, u'(0) = 0 \end{cases}$

which yields (2.8). Thus, for all the three matrix functions in Table 1 the residual is a scalar function of time t multiplied with the last Krylov subspace vector \mathbf{v}_{m+1} . Hence, since the columns of V_{m+1} are orthonormal, the residual satisfies the Galerkin property

$$V_m^H \mathbf{r}_m(t) = 0.$$

Using (2.6) and (2.7), we can compute a Krylov subspace approximation $\mathbf{y}_m(t)$ to the exact solution $\mathbf{y}(t)$, cf. (2.3), as a sum of two approximate matrix function actions

$$(2.9) \quad \mathbf{y}_m(t) = \mathbf{u} + \mathbf{y}_m^{(\psi)}(t) + \mathbf{y}_m^{(\sigma)}(t), \quad \mathbf{y}_m^{(\psi)}(t) \approx \frac{1}{2}t^2\psi(t^2A)(-A\mathbf{u} + \mathbf{g}),$$

$$\mathbf{y}_m^{(\sigma)}(t) \approx t\sigma(t^2A)\mathbf{v},$$

where $\mathbf{y}_m^{(\psi)}(t)$ and $\mathbf{y}_m^{(\sigma)}(t)$ are the Krylov subspace approximations defined by (2.6) and (2.7), respectively. For simplicity of presentation, we assume that both approximations $\mathbf{y}_m^{(\psi)}(t)$ and $\mathbf{y}_m^{(\sigma)}(t)$ are computed with the same number of Krylov steps m . In practice each of them is computed with a certain number of Krylov steps, such that its residual (defined in Table 1) is sufficiently small in norm. For later reference, we note that the time derivative of the approximate solution $\mathbf{y}_m(t)$ is given by

$$(2.10) \quad \mathbf{y}'_m(t) = \mathbf{v}_m(t) := \mathbf{v}_m^{(\psi)}(t) + \mathbf{v}_m^{(\sigma)}(t), \quad \mathbf{v}_m^{(\psi)}(t) \approx t\sigma(t^2A)(-A\mathbf{u} + \mathbf{g})$$

$$\mathbf{v}_m^{(\sigma)}(t) \approx \left(I - \frac{1}{2}t^2A\psi(t^2A) \right) \mathbf{v},$$

where we have used the fact that

$$\frac{d}{dt} \frac{1}{2}t^2\psi(t^2A) = t\sigma(t^2A) \quad \text{and} \quad \frac{d}{dt} t\sigma(t^2A) = I - \frac{1}{2}t^2A\psi(t^2A).$$

The residual $\mathbf{r}_m(t)$ of the approximate solution $\mathbf{y}_m(t)$ in (2.9) can also be split

into the parts corresponding to $\mathbf{y}_m^{(\psi)}(t)$ and $\mathbf{y}_m^{(\sigma)}(t)$:

$$\begin{aligned}
(2.11) \quad \mathbf{r}_m(t) &\equiv -A\mathbf{y}_m(t) + \mathbf{g} - \mathbf{y}_m''(t) = \\
&= -A(\mathbf{u} + \mathbf{y}_m^{(\psi)}(t) + \mathbf{y}_m^{(\sigma)}(t)) + \mathbf{g} - (\mathbf{y}_m^{(\psi)}(t) + \mathbf{y}_m^{(\sigma)}(t))'' \\
&= -A\mathbf{y}_m^{(\psi)}(t) + \mathbf{g} - A\mathbf{u} - (\mathbf{y}_m^{(\psi)}(t))'' - A\mathbf{y}_m^{(\sigma)}(t) - (\mathbf{y}_m^{(\sigma)}(t))'' \\
&= \mathbf{r}_m^{(\psi)}(t) + \mathbf{r}_m^{(\sigma)}(t),
\end{aligned}$$

where both the residuals $\mathbf{r}_m^{(\psi)}(t)$ and $\mathbf{r}_m^{(\sigma)}(t)$ are defined in Table 1 and satisfy relation (2.8).

2.3. Transformation to a first order ODE system. A possible way to solve IVP (2.1) is to introduce

$$(2.12) \quad \mathbf{w}(t) = \begin{bmatrix} \mathbf{y}(t) \\ \mathbf{y}'(t) \end{bmatrix}, \quad \mathbf{w}_0 = \begin{bmatrix} \mathbf{u} \\ \mathbf{v} \end{bmatrix}, \quad \hat{\mathbf{g}} = \begin{bmatrix} 0 \\ \mathbf{g} \end{bmatrix}, \quad \mathcal{A} = \begin{bmatrix} 0 & -I \\ A & 0 \end{bmatrix}$$

and to consider an equivalent IVP

$$(2.13) \quad \mathbf{w}'(t) = -\mathcal{A}\mathbf{w}(t) + \hat{\mathbf{g}}, \quad \mathbf{w}(0) = \mathbf{w}_0.$$

This approach has a number of drawbacks, such as necessity to work with (and to store) twice as large vectors and the loss of possible symmetry of A in \mathcal{A} . Another important drawback of this approach is that problem (2.13) is unstable in the following sense. For an IVP of the form (2.13), stability estimates with respect to perturbations in \mathbf{w}_0 and \mathbf{g} (see, e.g., [30, formula (I.2.22)]) are typically obtained with the help of the constants $\omega, C \in \mathbb{R}$ such that

$$(2.14) \quad \|\exp(-t\mathcal{A})\| \leq C e^{-t\omega}.$$

For the 2-norm (used in this paper) the last estimate is satisfied with $C = 1$ and ω being the smallest eigenvalue of $\mathcal{A}_H = \frac{1}{2}(\mathcal{A} + \mathcal{A}^T)$. If $\omega \geq 0$ then estimate (2.14) is obviously much more useful than a straightforward estimate $\|\exp(-t\mathcal{A})\| \leq e^{t\|\mathcal{A}\|}$, which formally shows stability, too, but leads to a large over-estimation of the error propagation. However, for the matrix \mathcal{A}_H defined with respect to \mathcal{A} from (2.12) we have that its smallest eigenvalue is $\omega = -\|\mathcal{A}_H\| = -\frac{1}{2}\|A - I\|$. Hence, for A large in norm (a typical situation for space-discretized PDEs) no sensible stability estimates can be obtained in this way.

2.4. The RT restarting procedure. The residual-time (RT) restarting procedure [8, 9] is developed for Krylov subspace methods applied to first order ODE system, i.e., for ODE systems of the form $\mathbf{y}'(t) = -A\mathbf{y}(t) + \mathbf{g}$. In this case the residual for an approximate solution $\mathbf{y}_m(t)$ is defined as

$$\mathbf{r}_m(t) \equiv -A\mathbf{y}_m(t) + \mathbf{g} - \mathbf{y}_m'(t).$$

The RT restarting is based on the observation that, for any fixed m , $\|\mathbf{r}_m(t)\|$ is arbitrarily small for sufficiently small t . It turns out that a similar property holds also for the residuals of the second order equations appearing in Table 1. The following result is formulated in terms of the function

$$\varphi(z) = \frac{e^z - 1}{z}.$$

PROPOSITION 2.1. Let $H_m \in \mathbb{R}^{m \times m}$ be the matrix obtained by the Arnoldi or Lanczos process, defined in (2.4), and let $u(t) : \mathbb{R} \rightarrow \mathbb{R}^m$ be the solution of the projected IVP

$$u''(t) = -H_m u(t) + \mathbf{g}, \quad u(0) = 0, \quad u'(0) = \mathbf{v}_0,$$

with $\mathbf{g}, \mathbf{v}_0 \in \mathbb{R}^m$ given. Then

$$(2.15) \quad \|u(t)\| \leq t\varphi(-t\hat{\omega}_m) \sqrt{\|\mathbf{v}_0\|^2 + \|\mathbf{g}\|^2}, \quad t \geq 0,$$

where $\hat{\omega}_m = -\frac{1}{2}\|H_m - I\|$. Thus, for any $\varepsilon > 0$ there exists $\delta > 0$ such that $\|u(t)\| \leq \varepsilon$ for $t \in [0, \delta]$.

Proof. The last statement (that $\|u(t)\|$ is arbitrarily small for sufficiently small $t > 0$) follows from the fact that $u(t)$ is infinitely many times continuously differentiable, see, e.g., [35]. To prove estimate (2.15), consider

$$w(t) = \begin{bmatrix} u(t) \\ u'(t) \end{bmatrix}, \quad \mathbf{w}_0 = \begin{bmatrix} 0 \\ \mathbf{v}_0 \end{bmatrix}, \quad \hat{\mathbf{g}} = \begin{bmatrix} 0 \\ \mathbf{g} \end{bmatrix}, \quad \mathcal{H}_m = \begin{bmatrix} 0 & -I \\ H_m & 0 \end{bmatrix}.$$

Then $w(t)$ solves an IVP

$$w'(t) = -\mathcal{H}_m w(t) + \hat{\mathbf{g}}, \quad w(0) = \mathbf{w}_0$$

and, by the variation of constants formula (see, e.g., [30, Chapter I, Section 2.3]),

$$(2.16) \quad w(t) = \mathbf{w}_0 + t\varphi(-t\mathcal{H}_m)(\hat{\mathbf{g}} - \mathcal{H}_m \mathbf{w}_0).$$

Let $\hat{\omega}_m \in \mathbb{R}$ be the smallest eigenvalue of the matrix $\frac{1}{2}(\mathcal{H}_m + \mathcal{H}_m^T)$, i.e.,

$$\operatorname{Re}(\mathbf{x}^H \mathcal{H}_m \mathbf{x}) \geq \hat{\omega}_m, \quad \forall \mathbf{x} \in \mathbb{C}^{2m}.$$

Note that the eigenvalues of $\frac{1}{2}(\mathcal{H}_m + \mathcal{H}_m^T)$ form pairs $\pm\sigma_i$, where $\sigma_i \geq 0$, $i = 1, \dots, m$, are the singular values of $\frac{1}{2}(H_m - I)$ (this can be shown by using the singular value decomposition of $H_m - I$). Therefore, $\hat{\omega}_m = -\frac{1}{2}\|\mathcal{H}_m + \mathcal{H}_m^T\| = -\frac{1}{2}\|H_m - I\|$. Then it holds for $t \geq 0$

$$t\|\varphi(-t\mathcal{H}_m)\| \leq t\varphi(-t\hat{\omega}_m).$$

Taking the norm of the first m vector components of both sides in (2.16), denoting $\gamma = \|\hat{\mathbf{g}} - \mathcal{H}_m \mathbf{w}_0\| = \sqrt{\|\mathbf{v}_0\|^2 + \|\mathbf{g}\|^2}$, and taking into account that $u(0) = 0$, we obtain

$$\|u(t)\| \leq t\gamma\|\varphi(-t\mathcal{H}_m)\| \leq t\gamma\varphi(-t\hat{\omega}_m),$$

which yields (2.15). □

From here on, we use upper indices (ψ) or (σ) to distinguish the basis vectors and Hessenberg matrices corresponding to the Arnoldi approximations (2.6) and (2.7).

PROPOSITION 2.2. Let $\mathbf{y}_m(t)$ be the approximate Krylov subspace solution (2.9) of IVP (2.1) and let $H_m^{(\psi)} \in \mathbb{R}^{m \times m}$, $h_{m+1,m}^{(\psi)} \geq 0$ and $H_m^{(\sigma)} \in \mathbb{R}^{m \times m}$, $h_{m+1,m}^{(\sigma)} \geq 0$ be defined by the Arnoldi decompositions (2.4) obtained for computing $\mathbf{y}^{(\psi)}(t)$ and $\mathbf{y}^{(\sigma)}(t)$, respectively. Then for the residual $\mathbf{r}_m(t)$ of the approximate solution $\mathbf{y}_m(t)$, it holds

$$(2.17) \quad \begin{aligned} \|\mathbf{r}_m(t)\| &\leq h_{m+1,m}^{(\psi)} t\varphi(-t\hat{\omega}^{(\psi)}) - \|\mathbf{A}\mathbf{u} + \mathbf{g}\| + h_{m+1,m}^{(\sigma)} t\varphi(-t\hat{\omega}^{(\sigma)}) \|\mathbf{v}\| \\ &\leq t\varphi(-t\hat{\omega}) \left(h_{m+1,m}^{(\psi)} \frac{1}{7} \|\mathbf{A}\mathbf{u} + \mathbf{g}\| + h_{m+1,m}^{(\sigma)} \|\mathbf{v}\| \right), \end{aligned}$$

where $\hat{\omega}^{(\psi)} = -\frac{1}{2}\|H_m^{(\psi)} - I\|$, $\hat{\omega}^{(\sigma)} = -\frac{1}{2}\|H_m^{(\sigma)} - I\|$, and $\hat{\omega} = \min\{\hat{\omega}^{(\psi)}, \hat{\omega}^{(\sigma)}\}$. Thus, for any $\varepsilon > 0$ there exists $\delta > 0$ such that $\|\mathbf{r}_m(t)\| \leq \varepsilon$ for $t \in [0, \delta]$.

Proof. Considering the splitting (2.11) of the residual $\mathbf{r}_m(t)$ into the ψ and σ parts and the fact that both the parts satisfy (2.8) with $u(t)$ defined either in (2.6) or in (2.7), we obtain

$$\begin{aligned} \|\mathbf{r}_m(t)\| &\leq h_{m+1,m}^{(\psi)} |\mathbf{e}_m^T u^{(\psi)}(t)| + h_{m+1,m}^{(\sigma)} |\mathbf{e}_m^T u^{(\sigma)}(t)| \\ &\leq h_{m+1,m}^{(\psi)} \|u^{(\psi)}(t)\| + h_{m+1,m}^{(\sigma)} \|u^{(\sigma)}(t)\|. \end{aligned}$$

Application of the estimate (2.15) leads to

$$\begin{aligned} \|\mathbf{r}_m(t)\| &\leq h_{m+1,m}^{(\psi)} t \varphi(-t\hat{\omega}^{(\psi)}) \| -\mathbf{A}\mathbf{u} + \mathbf{g} \| + h_{m+1,m}^{(\sigma)} t \varphi(-t\hat{\omega}^{(\sigma)}) \|\mathbf{v}\| \\ &\leq t \varphi(-t\hat{\omega}) \left(h_{m+1,m}^{(\psi)} \| -\mathbf{A}\mathbf{u} + \mathbf{g} \| + h_{m+1,m}^{(\sigma)} \|\mathbf{v}\| \right). \end{aligned}$$

Here $\hat{\omega} = \min\{\hat{\omega}^{(\psi)}, \hat{\omega}^{(\sigma)}\}$. □

The estimate (2.17), showing an exponential growth in the residual norm bound, appears to be pessimistic in practice. In fact, for symmetric positive definite A , a much better estimate can be obtained, with a linear growth in the bound.

PROPOSITION 2.3. *Let $\mathbf{y}_m(t)$ be the approximate Krylov subspace solution (2.9) of IVP (2.1), with symmetric positive definite $A \in \mathbb{R}^{n \times n}$. Then for the residual $\mathbf{r}_m(t)$ of the approximate solution $\mathbf{y}_m(t)$, it holds*

$$(2.18) \quad \|\mathbf{r}_m(t)\| \leq \left(\frac{h_{m+1,m}^{(\psi)} \beta^{(\psi)}}{\lambda_{\min}^{(\psi)}} + h_{m+1,m}^{(\sigma)} \beta^{(\sigma)} \right) \cdot t$$

where $\beta^{(\psi)} = \|\mathbf{g} - \mathbf{A}\mathbf{u}\|$, $\beta^{(\sigma)} = \|\mathbf{v}\|$ and $\lambda_{\min}^{(\psi)} > 0$ denotes the smallest eigenvalue of $H_m^{(\psi)}$. Thus, for any $\varepsilon > 0$ there exists $\delta > 0$ such that $\|\mathbf{r}_m(t)\| \leq \varepsilon$ for $t \in [0, \delta]$.

Proof. The solutions $u^{(\psi)}(t)$ of IVP (2.6) and $u^{(\sigma)}(t)$ of IVP (2.7) can be expressed as

$$u^{(\psi)}(t) = \frac{t^2}{2} \psi(-t^2 H_m^{(\psi)}) \beta^{(\psi)} \mathbf{e}_1, \quad u^{(\sigma)}(t) = t \sigma(-t^2 H_m^{(\sigma)}) \beta^{(\sigma)} \mathbf{e}_1.$$

Denote by $\lambda_i^{(\psi)}, \lambda_i^{(\sigma)}$, $i = 1, \dots, m$ the eigenvalues of $H_m^{(\psi)}$ and $H_m^{(\sigma)}$, respectively. Clearly $\lambda_i^{(\psi)}, \lambda_i^{(\sigma)}$ lie in the spectral interval of A and thus, in particular, $\lambda_i^{(\psi)}, \lambda_i^{(\sigma)} \geq \lambda_{\min} > 0$. Using the standard estimates $|\sin x| \leq x$ and $|1 - \cos x| \leq x$ for all $x \geq 0$, we therefore have, for $t \geq 0$,

$$\begin{aligned} \frac{t^2}{2} \|\psi(t^2 H_m^{(\psi)})\| &\leq \frac{t^2}{2} \max_{i=1, \dots, m} |\psi(-t^2 \lambda_i^{(\psi)})| \leq \min \left\{ \frac{t^2}{2}, \frac{t}{\lambda_{\min}^{(\psi)}}, \frac{2}{\lambda_{\min}^{(\psi)}} \right\}, \\ t \|\sigma(t^2 H_m^{(\sigma)})\| &\leq t \max_{i=1, \dots, m} |\sigma(t^2 \lambda_i^{(\sigma)})| \leq \min \left\{ t, \frac{1}{\sqrt{\lambda_{\min}^{(\sigma)}}} \right\}. \end{aligned}$$

From the above estimates, we obtain

$$\begin{aligned}
\|\mathbf{r}_m(t)\| &\leq h_{m+1,m}^{(\psi)} |\mathbf{e}_m^T \mathbf{u}^{(\psi)}(t)| + h_{m+1,m}^{(\sigma)} |\mathbf{e}_m^T \mathbf{u}^{(\sigma)}(t)| \\
&\leq h_{m+1,m}^{(\psi)} \|\mathbf{u}^{(\psi)}(t)\| + h_{m+1,m}^{(\sigma)} \|\mathbf{u}^{(\sigma)}(t)\| \\
(2.19) \quad &\leq h_{m+1,m}^{(\psi)} \beta^{(\psi)} \min \left\{ \frac{t^2}{2}, \frac{t}{\lambda_{\min}^{(\psi)}}, \frac{2}{\lambda_{\min}^{(\psi)}} \right\} + h_{m+1,m}^{(\sigma)} \beta^{(\sigma)} \min \left\{ t, \frac{1}{\sqrt{\lambda_{\min}^{(\sigma)}}} \right\},
\end{aligned}$$

from which the assertion follows. \square

REMARK 2.4. For better readability, we state the simplified bound (2.18) in the assertion of Proposition 2.3, while the bound (2.19) appearing in the proof is actually tighter and better captures the actual behavior with respect to t . In particular (2.19) shows that the residual norm is bounded from above and cannot increase to arbitrarily large values.

Based on the observations stated in Propositions 2.2 and 2.3, we now formulate an RT restarting algorithm for IVP (2.1) in Algorithm 2.1. The algorithm takes A , \mathbf{u} , \mathbf{g} as inputs, as well as a final time t for which we want to compute the solution of (2.1), a maximum Krylov subspace dimension m_{\max} and a tolerance \mathbf{tol} . We now give details concerning important parts of the algorithm.

Stopping criterion. In practice it is often natural to require that the residual is small relative to the norm of the initial Krylov subspace vector. In our case there are two Krylov subspaces involved (cf. (2.9)), with the starting vectors $\mathbf{g} - A\mathbf{u}$ and \mathbf{v} , respectively. Therefore, it is natural to require that the residual (2.11) of the approximation $\mathbf{y}_m(t)$ in (2.9) satisfies

$$(2.20) \quad \|\mathbf{r}_m(t)\| \leq \mathbf{tol} \cdot (\|\mathbf{g} - A\mathbf{u}\| + \|\mathbf{v}\|).$$

Taking into account that $\mathbf{r}_m(t) = \mathbf{r}_m^{(\psi)}(t) + \mathbf{r}_m^{(\sigma)}(t)$, condition (2.20) holds provided

$$\begin{aligned}
\|\mathbf{r}_m^{(\psi)}(t)\| &\leq \mathbf{tol}^{(\psi)} \|\mathbf{g} - A\mathbf{u}\| \leq \frac{1}{2} \mathbf{tol} \cdot (\|\mathbf{g} - A\mathbf{u}\| + \|\mathbf{v}\|), \quad \text{and} \\
\|\mathbf{r}_m^{(\sigma)}(t)\| &\leq \mathbf{tol}^{(\sigma)} \|\mathbf{v}\| \leq \frac{1}{2} \mathbf{tol} \cdot (\|\mathbf{g} - A\mathbf{u}\| + \|\mathbf{v}\|),
\end{aligned}$$

with $\mathbf{tol}^{(\psi)}$ and $\mathbf{tol}^{(\sigma)}$ being the tolerances used to compute $\mathbf{y}_m^{(\psi)}(t)$ and $\mathbf{y}_m^{(\sigma)}(t)$, respectively. Hence, (2.20) is satisfied if we set

$$(2.21) \quad \mathbf{tol}^{(\psi)} := \frac{1}{2} \mathbf{tol} \cdot \left(1 + \frac{\|\mathbf{v}\|}{\|\mathbf{g} - A\mathbf{u}\|} \right), \quad \mathbf{tol}^{(\sigma)} := \frac{1}{2} \mathbf{tol} \cdot \left(1 + \frac{\|\mathbf{g} - A\mathbf{u}\|}{\|\mathbf{v}\|} \right).$$

Thus, in practice for a given tolerance \mathbf{tol} the Krylov subspace approximations $\mathbf{y}_m^{(\psi)}(t)$ and $\mathbf{y}_m^{(\sigma)}(t)$ should be computed with tolerances given by (2.21). This means that in case $\|\mathbf{v}\|/\|\mathbf{g} - A\mathbf{u}\| \gg 1$ or $\|\mathbf{v}\|/\|\mathbf{g} - A\mathbf{u}\| \ll 1$ either of the two tolerances gets a relaxed value compared to \mathbf{tol} , providing a reduction in computational costs.

Step size selection. In order to monitor the residual norm in lines 7, 11, 18 and 21 of Algorithm 2.1, we follow closely the strategy outlined in [8, 9] which has proven to be effective in practice. In lines 7 or 18, we compute the values $\|\mathbf{r}_m^{(\psi|\sigma)}(s)\|$ for $s \in \{\frac{t}{6}, \frac{t}{3}, \frac{t}{2}, \frac{2t}{3}, \frac{5t}{6}, t\}$ which are readily available after solving the corresponding projected IVPs of dimension m (cf. Table 1) and check whether they all lie below $\mathbf{tol}^{(\psi|\sigma)}$.

Algorithm 2.1 RT restarting for second-order IVPs

Input: $A \in \mathbb{R}^{n \times n}$, $\mathbf{u}, \mathbf{g}, \mathbf{v} \in \mathbb{R}^n$, $t > 0$, m_{\max} , tol

- 1: Set $\text{converged} \leftarrow \text{false}$, $\mathbf{y} \leftarrow \mathbf{u}$
- 2: Set $\text{tol}^{(\psi)} \leftarrow \frac{1}{2}\text{tol} \left(1 + \frac{\|\mathbf{v}\|}{\|\mathbf{g} - A\mathbf{u}\|}\right)$, $\text{tol}^{(\sigma)} \leftarrow \frac{1}{2}\text{tol} \left(1 + \frac{\|\mathbf{g} - A\mathbf{u}\|}{\|\mathbf{v}\|}\right)$.
- 3: **while** not converged **do**
- 4: Set $\tilde{\mathbf{g}} \leftarrow -A\mathbf{y} + \mathbf{g}$, $\beta^{(\psi)} \leftarrow \|\tilde{\mathbf{g}}\|$, $\mathbf{v}_1^{(\psi)} \leftarrow \tilde{\mathbf{g}}/\beta^{(\psi)}$
- 5: **for** $m = 1, \dots, m_{\max}$ **do**
- 6: Compute next basis vector $\mathbf{v}_{m+1}^{(\psi)}$ and next column of $H_m^{(\psi)}$ by m th step of the Arnoldi/Lanczos process.
- 7: **if** $\max_{s \in [0, t]} \|\mathbf{r}_m^{(\psi)}(s)\| \leq \text{tol}^{(\psi)}$ **then**
- 8: Set $\text{converged} \leftarrow \text{true}$, $\delta \leftarrow t$
- 9: break ▷ leave the **for**-loop
- 10: **else if** $m = m_{\max}$ **then**
- 11: Find largest δ such that $\max_{s \in [0, \delta]} \|\mathbf{r}_m^{(\psi)}(s)\| \leq \text{tol}^{(\psi)}$
- 12: **end if**
- 13: **end for**
- 14: Set $\mathbf{y}^{(\psi)} \leftarrow \frac{1}{2}\beta^{(\psi)}\delta^2 V_m^{(\psi)}\psi(\delta^2 H_m^{(\psi)})\mathbf{e}_1$, $\mathbf{v}^{(\psi)} \leftarrow \beta^{(\psi)}\delta V_m^{(\psi)}\sigma(\delta^2 H_m^{(\psi)})\mathbf{e}_1$
▷ At this point, $V_m^{(\psi)}$ can be discarded
- 15: Set $\beta^{(\sigma)} \leftarrow \|\mathbf{v}\|$, $\mathbf{v}_1^{(\sigma)} \leftarrow \mathbf{v}/\beta^{(\sigma)}$
- 16: **for** $m = 1, \dots, m_{\max}$ **do**
- 17: Compute next basis vector $\mathbf{v}_{m+1}^{(\sigma)}$ and next column of $H_m^{(\sigma)}$ by m th step of the Arnoldi/Lanczos process.
- 18: **if** $\max_{s \in [0, \delta]} \|\mathbf{r}_m^{(\sigma)}(s)\| \leq \text{tol}^{(\sigma)}$ **then**
- 19: break ▷ leave the **for**-loop
- 20: **else if** $m = m_{\max}$ **then**
- 21: Find largest δ^* such that $\max_{s \in [0, \delta^*]} \|\mathbf{r}_m^{(\sigma)}(s)\| \leq \text{tol}^{(\sigma)}$
- 22: Recompute $\mathbf{y}^{(\psi)}, \mathbf{v}^{(\psi)}$ for time δ^* ▷ See text for details
- 23: Set $\delta \leftarrow \delta^*$
- 24: **end if**
- 25: **end for**
- 26: Set $\mathbf{y}^{(\sigma)} \leftarrow \beta^{(\sigma)}V_m^{(\sigma)}\sigma(\delta^2 H_m^{(\sigma)})\mathbf{e}_1$, $\mathbf{v}^{(\sigma)} \leftarrow \beta^{(\sigma)}V_m^{(\sigma)}(I - \frac{1}{2}\delta^2\psi(\delta^2 H_m^{(\sigma)}))\mathbf{e}_1$
▷ Put together solution for current time step
- 27: Set $\mathbf{y} \leftarrow \mathbf{y} + \mathbf{y}^{(\psi)} + \mathbf{y}^{(\sigma)}$, $\mathbf{v} \leftarrow \mathbf{v} + \mathbf{v}^{(\psi)} + \mathbf{v}^{(\sigma)}$
- 28: $t \leftarrow t - \delta$
- 29: **end while**

For determining the value of δ in line 11 or 21, we use a finer resolution: We trace the residual norms $\|\mathbf{r}_m^{(\psi|\sigma)}(s)\|$ for $s \in \{\Delta t, 2\Delta t, 3\Delta t, \dots\}$ with

$$\Delta t := \frac{t}{2^k \cdot 100},$$

where $k \in \mathbb{N}_0$ is chosen as small as possible such that $\|\mathbf{r}_m^{(\psi|\sigma)}(\Delta t)\| \leq \mathbf{tol}^{(\psi|\sigma)}$. Precisely, we start by computing $\|\mathbf{r}_m^{(\psi|\sigma)}(\frac{t}{100})\|$ and check whether this value lies below the required tolerance. If it exceeds the tolerance, we iteratively halve it until we find a Δt for which the residual satisfies the tolerance. We then successively compute the residual norms for $s = 2\Delta t, 3\Delta t, 4\Delta t, \dots$ until we find the first value of s for which the tolerance is exceeded.

Simultaneous vs. sequential solution of two underlying IVPs. In a straightforward adaptation of the RT restarting procedure [8, 9] to the computation of (2.9), we would choose a time step δ based on the overall residual $\mathbf{r}_m(s)$ of the IVP (2.1). Doing so requires computing approximations for the actions of the ψ and σ functions in (2.9)–(2.10) simultaneously. In particular, both Krylov bases $V_m^{(\psi)}$ and $V_m^{(\sigma)}$ have to be kept in memory at the same time. Thus, in a limited memory setting, in which only m_{\max} Krylov vectors can be stored at the same time, this amounts to reducing the number of Krylov steps to $m_{\max}/2$. As shorter restart lengths typically lead to a higher overall number of matrix vector products, this reduction is clearly undesirable.

We therefore take a different approach here, and compute the bases $V_m^{(\psi)}$ and $V_m^{(\sigma)}$ sequentially. After choosing an appropriate step size δ based on $\|\mathbf{r}_m^{(\psi)}(s)\|$, we compute the corresponding matrix function actions $\mathbf{y}^{(\psi)}(\delta), \mathbf{v}^{(\psi)}(\delta)$, allowing us to then discard $V_m^{(\psi)}$ after line 14 before starting the Krylov iteration that generates $V_m^{(\sigma)}$. This sequential approach has the drawback that it might happen that the step size δ is too large for the second iteration, so that $\max_{s \in [0, \delta]} \|\mathbf{r}_{m_{\max}}^{(\sigma)}(s)\| > \mathbf{tol}^{(\sigma)}$. In that case, we need to reduce the time step accordingly to $\delta^* < \delta$. As $V_m^{(\psi)}$ has already been discarded from memory at this point, we then need to recompute it in order to form the approximations $\mathbf{y}^{(\psi)}(\delta^*), \mathbf{v}^{(\psi)}(\delta^*)$, leading to additional matrix vector products. In our experience, this situation is rather unlikely to occur, though, so that the benefit of using a larger restart length definitely outweighs the need of occasionally recomputing some basis vectors; cf. also the numerical experiments reported in Section 4.

2.5. The Gautschi cosine scheme. We now outline how we can potentially reduce the number of matrix vector products compared to application of Algorithm 2.1 by employing the Gautschi cosine scheme (cf. [22, 27, 28, 7]) for solving (2.1).

This scheme is based on the observation that for any time step δ , the solution of (2.1) satisfies

$$(2.22) \quad \mathbf{y}(t + \delta) - 2\mathbf{y}(t) + \mathbf{y}(t - \delta) = \delta^2 \psi(\delta^2 A)(-\mathbf{A}\mathbf{y}(t) + \mathbf{g}),$$

which follows from the variation-of-constants formula. Fixing a step size δ and denoting $\mathbf{y}_k = \mathbf{y}(k\delta)$, equation (2.22) turns into the time stepping scheme

$$(2.23) \quad \mathbf{y}_{k+1} = \delta^2 \psi(\delta^2 A)(-\mathbf{A}\mathbf{y}_k + \mathbf{g}) + 2\mathbf{y}_k - \mathbf{y}_{k-1}$$

with $\mathbf{y}_0 = \mathbf{u}$ and $\mathbf{y}_1 = \mathbf{y}(\delta)$ computed by (2.3). The iteration (2.23) can be further rewritten to obtain a one-step version, cf. [27, Equation (10)],

$$(2.24) \quad \begin{aligned} \mathbf{v}_{k+1/2} &= \mathbf{v}_k + \frac{1}{2} \delta \psi(\delta^2 A)(-\mathbf{A}\mathbf{y}_k + \mathbf{g}), \\ \mathbf{y}_{k+1} &= \mathbf{y}_k + \delta \mathbf{v}_{k+1/2}, \\ \mathbf{v}_{k+1} &= \mathbf{v}_{k+1/2} + \frac{1}{2} \delta \psi(\delta^2 A)(-\mathbf{A}\mathbf{y}_{k+1} + \mathbf{g}), \end{aligned}$$

with starting vectors $\mathbf{y}_0 = \mathbf{u}$ and

$$(2.25) \quad \mathbf{v}_0 = \sigma(\delta^2 A)\mathbf{v}.$$

It is important to note that in each iteration of (2.24) (except the first) the action of the ψ function required to compute $\mathbf{v}_{k+1/2}$ has already been computed in the previous iteration. Also note that the values \mathbf{v}_k computed in (2.24) do *not* correspond to the values $\mathbf{y}'(\delta k)$, but can rather be interpreted as *averaged* velocities over the interval $[(k-1)\delta, (k+1)\delta]$.

Of course, in practice the matrix functions appearing in (2.24) and (2.25) are not computed exactly, but are replaced by their Galerkin approximations (2.6) and (2.7), respectively. Then, assuming that Algorithm 2.1 chooses the same step size δ as used in the Gautschi scheme, the number of matrix vector products needed for the Gautschi scheme is roughly half of the number of matrix vector products needed for computing the solution via (2.9): The number of ψ function evaluations is the same, but σ needs to be approximated only once in the Gautschi scheme for computing the starting vector \mathbf{v}_0 ; see (2.25).

The difficulty in most efficiently employing the Gautschi cosine scheme lies in choosing a good step size δ (which needs to stay fixed throughout the time stepping process). Note that in our case of a constant inhomogeneity \mathbf{g} , the scheme (2.24) actually yields the *exact* solution of (2.1), i.e., $\mathbf{y}_m = \mathbf{y}(m\delta)$, if the ψ and σ functions are evaluated exactly (while it can be shown to have an error of $O(\delta^2)$ for non-constant \mathbf{g} ; see [27, Theorem 3.1]). Thus, when choosing the step size, our main goal is to ensure that the actions of these functions can be computed accurately enough with the available memory in order to not spoil the accuracy of the final approximation.

Here, our residual concept for the ψ and σ functions comes in handy. We do not fix δ a priori, but instead determine it based on the residual, when evaluating the action of the σ function in (2.25). We perform as many Krylov steps as the available memory permits and then choose δ as large as possible such that $\|\mathbf{r}_m^{(\sigma)}(\delta)\| \leq \mathbf{tol}$. When first approximating the action of the ψ function in (2.24), we check whether this choice of δ also leads to $\|\mathbf{r}_m^{(\psi)}(\delta)\| \leq \mathbf{tol}$ (which will often be the case in practice). If it does, we fix δ and proceed with the time stepping scheme (2.24), each time approximating the action of the ψ function using m Krylov steps. In the unlikely event that the time step δ chosen for σ is too large for ψ , we reduce δ appropriately and recompute the action of σ for this new value of δ before starting the time stepping (cf. also the similar discussion for the RT restarting procedure in Section 2.4).

Since the actual convergence behavior of Krylov subspace approximations depends on a starting vector, it may happen that the residual in one of the ψ evaluations in (2.24) does not satisfy the requirement $\|\mathbf{r}_m^{(\psi)}(\delta)\| \leq \mathbf{tol}$. In this case we find a largest value $\tilde{\delta} \in (0, \delta)$ such that $\|\mathbf{r}_m^{(\psi)}(\tilde{\delta})\| \leq \mathbf{tol}$ holds, set $\tilde{\mathbf{x}}(\tilde{\delta}) := \delta\psi(\tilde{\delta}^2 A)(-A\mathbf{y}_k + \mathbf{g})$ and bridge the time interval $(\tilde{\delta}, \delta)$ by solving the IVP (2.1) on the time interval $t \in (0, \delta - \tilde{\delta})$ with initial data $\mathbf{u} = \tilde{\mathbf{x}}(\tilde{\delta})$, $\mathbf{v} = \tilde{\mathbf{x}}'(\tilde{\delta})$. This IVP is solved numerically according to relation (2.9) with two additional matrix functions evaluations. We summarize the approach outlined above in Algorithm 2.2.

2.6. Two-pass Lanczos. When A is symmetric, a well-known alternative to restarting the Krylov method is the so-called “two-pass Lanczos process” discussed in, e.g., [5, 20, 24], which we briefly describe in the following. For symmetric A , the Arnoldi method reduces to the three-term recurrence Lanczos process, so that only three Krylov basis vectors need to be stored at a time in order to perform the orthogonalization (at least in exact arithmetic). As forming the Krylov iteration \mathbf{y}_m still requires all basis vectors (in contrast to the solution of linear systems, where the short recurrence for the basis vectors translates into a short recurrence for the iterates), one proceeds as follows. In a first call to the Lanczos method, one computes

Algorithm 2.2 Gautschi cosine scheme with residual-based step size selection

Input: $A \in \mathbb{R}^{n \times n}$, $\mathbf{u}, \mathbf{v}, \mathbf{g} \in \mathbb{R}^n$, $t > 0$, m , \mathbf{tol}

▷ Initial computation of \mathbf{v}_0 with step size selection

- 1: Perform m Arnoldi/Lanczos steps for A and \mathbf{v} , yielding $\beta_m^{(\sigma)}, V_m^{(\sigma)}, H_m^{(\sigma)}$
- 2: Find largest δ such that $\max_{s \in [0, \delta]} \|\mathbf{r}_m^{(\sigma)}(s)\| \leq \mathbf{tol}$
- 3: Set $\mathbf{v}_0 \leftarrow \beta_m^{(\sigma)} V_m^{(\sigma)} \sigma(\delta^2 H_m^{(\sigma)}) \mathbf{e}_1$
- 4: Perform m Arnoldi/Lanczos steps for A and $(-A\mathbf{u} + \mathbf{g})$, yielding $\beta_m^{(\psi)}, V_m^{(\psi)}, H_m^{(\psi)}$
- 5: **if** $\|\mathbf{r}_m^{(\psi)}(\delta)\| > \mathbf{tol}$ **then** ▷ Update step size and recompute σ action
- 6: Find largest δ^* such that $\max_{s \in [0, \delta^*]} \|\mathbf{r}_m^{(\psi)}(s)\| \leq \mathbf{tol}$
- 7: Perform m Arnoldi/Lanczos steps for A and \mathbf{v} , yielding $\beta_m^{(\sigma)}, V_m^{(\sigma)}, H_m^{(\sigma)}$
- 8: $\mathbf{v}_0 \leftarrow \beta_m^{(\sigma)} V_m^{(\sigma)} \sigma((\delta^*)^2 H_m^{(\sigma)}) \mathbf{e}_1$
- 9: Set $\delta \leftarrow \delta^*$
- 10: **end if**
- 11: **steps** $\leftarrow \lceil \frac{t}{\delta} \rceil$
- 12: $\mathbf{x} \leftarrow \frac{1}{2} \beta_m^{(\psi)} \delta V_m^{(\psi)} \psi(\delta^2 H_m^{(\psi)}) \mathbf{e}_1$ ▷ Actual time stepping
- 13: **for** $k = 0, \dots, \mathbf{steps}-1$ **do**
- 14: $\mathbf{v}_{k+1/2} \leftarrow \mathbf{v}_k + \mathbf{x}$
- 15: $\mathbf{y}_{k+1} \leftarrow \mathbf{y}_k + \delta \mathbf{v}_{k+1/2}$
- 16: Perform m Arnoldi/Lanczos steps for A and $-A\mathbf{y}_{k+1} + \mathbf{g}$, yielding β_m, V_m, H_m
- 17: $\mathbf{x} \leftarrow \frac{1}{2} \beta_m \delta V_m \psi(\delta^2 H_m) \mathbf{e}_1$ ▷ stored temporarily, as needed twice
- 18: $\mathbf{v}_{k+1} \leftarrow \mathbf{v}_{k+1/2} + \mathbf{x}$
- 19: **end for**

the basis vectors by the three-term recurrence (discarding “old” basis vectors that are no longer needed) and assembles the (tridiagonal) matrix H_m . As soon as a suitable stopping criterion is fulfilled, the “coefficient vectors”

$$\mathbf{x}_m^{(\psi)}(t) = \frac{1}{2} \|-A\mathbf{u} + \mathbf{g}\| t^2 \psi(t^2 H_m) \mathbf{e}_1, \quad \mathbf{x}_m^{(\sigma)}(t) = \|\mathbf{v}\| t \sigma(t^2 H_m) \mathbf{e}_1,$$

needed for forming $\mathbf{y}_m(t)$ are computed. Then, in a second call, the basis vectors are recomputed and used for computing $\mathbf{y}_m(t)$ by iteratively updating the sum

$$\mathbf{y}_m(t) = \sum_{i=1}^m \left(\mathbf{x}_i^{(\psi)}(t) \mathbf{v}_i^{(\psi)} + \mathbf{x}_i^{(\sigma)}(t) \mathbf{v}_i^{(\sigma)} \right).$$

This way, available memory is no limitation for the applicability of the Krylov method, at the price of doubling the number of matrix vector products that need to be carried out. The possibility to avoid restarting in the Lanczos process by this two-pass construction allows to argue that “there is absolutely no need to restart” [47]. However, as our experiments presented below show, restarting may be more efficient than the two-pass Lanczos process; see also the corresponding discussion in [24].

In the context of two-pass Lanczos, our residual concept can be used as a problem-related stopping criterion, instead of using more simplistic error estimators (as, e.g.,

the norm of the difference of two iterates, as it is often done in practical computations).

We now make a few remarks related to this method.

REMARK 2.5. It is well-known that the computed Lanczos vectors quickly fail to be orthogonal to each other in the presence of round-off error. This loss of orthogonality typically leads to a delayed convergence compared to the exact method (or a method with explicit reorthogonalization). This observation raises the question whether stopping the iteration based on our residual concept is reasonable in an actual computation, or whether the relation (2.8) is too spoiled by round-off error, making it unusable (this problem can be expected to be less prominent for a restarted method where the number of iterations is kept low, so that loss of orthogonality is typically not as severe).

Fortunately, even when orthogonality is lost, the Lanczos decomposition on which formula (2.8) for the residual is based still holds fairly accurately. Precisely,

$$(2.26) \quad AV_m = V_m H_m + h_{m+1,m} \mathbf{v}_{m+1} \mathbf{e}_m^T + F_m, \text{ where } F_m \in \mathbb{R}^{n \times m}, \|F_m\| \lesssim \varepsilon \|A\|,$$

with ε denoting the unit round-off; see [40, Chapter 13, Section 4]. Thus, repeating the steps in the derivation of (2.8), employing (2.26) instead of (2.4), we find that in finite precision arithmetic, it holds

$$\mathbf{r}_m(t) = -h_{m+1,m} \mathbf{v}_{m+1} \mathbf{e}_m^T u(t) - F_m u(t),$$

indicating that the residual is not spoiled more than is to be expected by round-off error, so that it can safely be used as stopping criterion.

REMARK 2.6. When comparing the computational cost of the two-pass Lanczos method to that of a restarted method, one has to keep in mind that the two-pass Lanczos comes with further relevant costs in addition to matrix vector products: checking a stopping criterion (be it residual-based or simply the difference between iterates) requires the evaluation of the ψ and σ functions at the tridiagonal matrix H_m . If a large number m of iterations is necessary for convergence, frequent computation of these matrix functions induces a non-negligible additional computational cost (even when the stopping criterion is not checked in each iteration).

3. Analysis of the residual convergence. We now give some estimates on the norms of Krylov subspace residuals in terms of Faber and Chebyshev series. Faber series have been a useful tool for investigating convergence of the Arnoldi method since [31]; see also [4]. For simplification of formulae we assume throughout this section that $\beta^{(\psi)} = \beta^{(\sigma)} = 1$.

3.1. Estimates in terms of the Faber series. Let Φ_j be the Faber polynomials (refer to [46]) for $W(A)$, the numerical range of A .

The following assertion is an analogue of [8, Proposition 1] and [9, Proposition 4.1].

PROPOSITION 3.1. *Let*

$$(3.1) \quad f(z; t) := t\sigma(t^2 z) = \frac{\sin(t\sqrt{z})}{\sqrt{z}},$$

let us have the Faber series decomposition

$$(3.2) \quad f(z; t) = \sum_{j=0}^{+\infty} f_j(t) \Phi_j(z), \quad z \in W(A), \quad t \geq 0,$$

where t is considered as a parameter, and let $\mathbf{r}_m(t)$ be the underlying residual. Then

$$(3.3) \quad \|\mathbf{r}_m(t)\| \leq 2\|A\| \sum_{j=m-1}^{+\infty} |f_j(t)|.$$

Proof. The superexponential convergence in j and the smoothness of $f_j(t)$ in t enable one to differentiate the series (3.2) in t . The decomposition (3.2) then implies the decomposition of the approximant \mathbf{y}_m as

$$(3.4) \quad \mathbf{y}_m(t) = V_m^{(\sigma)} f(H_m; t) \mathbf{e}_1 = V_m^{(\sigma)} \sum_{j=0}^{\infty} f_j(t) \Phi_j(H_m) \mathbf{e}_1.$$

Since

$$(3.5) \quad \frac{\partial^2 f}{\partial t^2} + z f = 0,$$

by differentiation we obtain

$$(3.6) \quad 0 = z \sum_{j=0}^{\infty} f_j(t) \Phi_j(z) + \sum_{j=0}^{\infty} f_j''(t) \Phi_j(z) = \sum_{j=0}^{\infty} [f_j(t)z + f_j''(t)] \Phi_j(z).$$

Exploiting (3.4) and (3.6) with H_m substituted for z , and the equality $\deg \Phi_j = j$, derive

$$\begin{aligned} -\mathbf{r}_m(t) &= \mathbf{y}_m''(t) + A\mathbf{y}_m(t) \\ &= V_m^{(\sigma)} \sum_{j=0}^{\infty} f_j''(t) \Phi_j(H_m) \mathbf{e}_1 + AV_m^{(\sigma)} \sum_{j=0}^{\infty} f_j(t) \Phi_j(H_m) \mathbf{e}_1 \\ &= \left(V_m^{(\sigma)} H_m + h_{m+1,m} \mathbf{v}_{m+1}^{(\sigma)} \mathbf{e}_m^T \right) \sum_{j=0}^{\infty} f_j(t) \Phi_j(H_m) \mathbf{e}_1 + V_m^{(\sigma)} \sum_{j=0}^{\infty} f_j''(t) \Phi_j(H_m) \mathbf{e}_1 \\ &= V_m^{(\sigma)} \sum_{j=0}^{\infty} [f_j''(t) I_m + f_j(t) H_m] \Phi_j(H_m) \mathbf{e}_1 + h_{m+1,m} \mathbf{v}_{m+1}^{(\sigma)} \mathbf{e}_m^T \sum_{j=0}^{\infty} f_j(t) \Phi_j(H_m) \mathbf{e}_1 \\ &= h_{m+1,m} \mathbf{v}_{m+1}^{(\sigma)} \mathbf{e}_m^T \sum_{j=m-1}^{\infty} f_j(t) \Phi_j(H_m) \mathbf{e}_1, \end{aligned}$$

where I_m denotes the size m identity matrix. The bound $\|\Phi_j(H_m)\| \leq 2$ (see [3, Theorem 1]) now implies (3.3). \square

REMARK 3.2. Comparing estimate (3.3) and the estimate on the error

$$\|\mathbf{y}(t) - \mathbf{y}_m(t)\| \leq 4 \sum_{j=m}^{+\infty} |f_j(t)|$$

(see [4, Theorem 3.2] for the general case and [13, Theorem 3] for the symmetric case) shows that the two upper bounds mainly differ in coefficients. Thus, we can conjecture that the error and the residual behave similarly to each other.

PROPOSITION 3.3. *If we replace the function (3.1) with the parametric function*

$$(3.7) \quad f(z; t) := \frac{1}{2} t^2 \psi(t^2 z) = \frac{1 - \cos(t\sqrt{z})}{z}$$

in Proposition 3.1, then estimate (3.3) remains valid.

Proof. The proof of this result is given in Appendix A. \square

3.2. The symmetric case. We shall assume here that $A^T = A$ and the spectral interval of A is contained in the segment $[0, 1]$ (rescaling can easily be done if necessary). In this case the Faber series for any function which is smooth on $[0, 1]$ essentially reduces to a series in the shifted (onto $[0, 1]$) Chebyshev polynomials T_k^* :

$$(3.8) \quad \Phi_0 = T_0^*, \quad \Phi_k = 2T_k^* \quad (k \geq 1)$$

(see [46, Chapter II, Section 1, (21)] and [41, Chapter I, Section 1, (42)]).

Following [41], we shall denote respectively by $a_k[h]$ and $a_k^*[h]$ the k th plain and shifted Chebyshev coefficient of a function h defined on $[-1, 1]$ or $[0, 1]$, so that

$$h(x) = \sum_{k=0}^{+\infty} {}' a_k[h] T_k(x), \quad -1 \leq x \leq 1, \quad \text{or} \quad h(x) = \sum_{k=0}^{+\infty} {}' a_k^*[h] T_k^*(x), \quad 0 \leq x \leq 1,$$

where T_k and T_k^* are the k th first kind plain or shifted Chebyshev polynomials respectively and the prime $'$ means that the term at $k = 0$ is divided by two.

LEMMA 3.4. *The shifted Chebyshev series decomposition*

$$(3.9) \quad \frac{\sin(t\sqrt{z})}{\sqrt{z}} = 4 \sum_{k=0}^{\infty} {}' (-1)^k \sum_{l=k}^{\infty} J_{2l+1}(t) T_k^*(z)$$

holds, where J_k are the Bessel functions [1, Section 9.1]; that is,

$$(3.10) \quad a_k^* \left[\frac{\sin(t\sqrt{z})}{\sqrt{z}} \right] = 4(-1)^k \sum_{l=k}^{\infty} J_{2l+1}(t).$$

Proof. Setting $y = \sqrt{z}$ and exploiting the formulae [41, Chapter II, Section 11, (21); Chapter I, Section 1, (44)], derive

$$\begin{aligned} \frac{\sin(t\sqrt{z})}{\sqrt{z}} &= \frac{\sin(ty)}{y} = 4 \sum_{k=0}^{\infty} {}' (-1)^k \sum_{l=k}^{\infty} J_{2l+1}(t) T_{2k}(y) \\ &= 4 \sum_{k=0}^{\infty} {}' (-1)^k \sum_{l=k}^{\infty} J_{2l+1}(t) T_{2k}(\sqrt{z}) = 4 \sum_{k=0}^{\infty} {}' (-1)^k \sum_{l=k}^{\infty} J_{2l+1}(t) T_k^*(z). \end{aligned}$$

□

PROPOSITION 3.5. *If $t \leq 1$ and $m \geq 2$, then the residual associated with function (3.9) is estimated as*

$$(3.11) \quad \|\mathbf{r}_m(t)\| \leq 16 \cdot \frac{(t/2)^{2m-1}}{(2m-1)!}.$$

Proof. The proof of this result is given in Appendix A. □

LEMMA 3.6. *The shifted Chebyshev coefficients of the function (3.7) are determined by the equality*

$$(3.12) \quad a_k^* \left[\frac{1 - \cos(t\sqrt{z})}{z} \right] = 8(-1)^k \sum_{l=0}^{\infty} (l+1) J_{2(k+l+1)}(t), \quad k \geq 0,$$

where J_k are the Bessel functions.

Proof. Due to the formulae [41, Chapter II, Section 11, (19); Chapter I, Section 1, (44)] we have the shifted Chebyshev decomposition

$$\cos(t\sqrt{z}) = 2 \sum_{k=0}^{\infty} (-1)^k J_{2k}(t) T_{2k}(\sqrt{z}) = 2 \sum_{k=0}^{\infty} (-1)^k J_{2k}(t) T_k^*(z).$$

Thus,

$$a_k^*[1 - \cos(t\sqrt{z})] = -2(-1)^k J_{2k}(t), \quad k \geq 1.$$

Finally, the formula [41, Chapter II, Section 9, (66)] leads to

$$\begin{aligned} a_k^* \left[\frac{1 - \cos(t\sqrt{z})}{z} \right] &= 4 \sum_{l=0}^{\infty} (-1)^l \binom{l+1}{1} a_{k+l+1}^* [1 - \cos(t\sqrt{z})] \\ &= 4 \sum_{l=0}^{\infty} (-1)^l (l+1) (-2) (-1)^{k+l+1} J_{2(k+l+1)}(t) \\ &= 8(-1)^k \sum_{l=0}^{\infty} (l+1) J_{2(k+l+1)}(t), \end{aligned}$$

which concludes the proof. \square

PROPOSITION 3.7. *If $t \leq 1$ and $m \geq 2$, then the residual associated with function (3.7) is estimated as*

$$(3.13) \quad \|\mathbf{r}_m(t)\| \leq \frac{128}{15} \cdot \frac{(t/2)^{2m}}{(2m)!}.$$

Proof. The proof of this result is given in Appendix A. \square

4. Numerical experiments. We now show the results of several numerical experiments in order to demonstrate the practical performance of the different algorithms presented in this paper. All experiments are carried out in MATLAB R2021b on a PC with an AMD Ryzen 7 3700X 8-core CPU with clock rate 3.60GHz and 32 GB RAM. In all experiments, we restrict the maximum Krylov dimension to $m = 30$ and if A is symmetric, we use the three-term recurrence Lanczos process without re-orthogonalization instead of the full Arnoldi recurrence in all considered algorithms. For computing the action of the ψ and σ functions evaluated at the Hessenberg matrix H_m , we employ a Schur decomposition $Q^T H_m Q = T$ in conjunction with Parlett's recurrence [39]. When evaluating ψ or σ on the diagonal of the upper triangular matrix T , we replace the formulas (2.2) by their respective (1, 1) Padé approximants when the function argument is smaller than 10^{-3} in order to increase robustness.

4.1. 3D wave equation. As a first example, we consider semi-discretizations of the three-dimensional wave equation in $u = u(t, x, y, z)$,

$$(4.1) \quad \begin{cases} u_{tt} = k_x u_{xx} + k_y u_{yy} + k_z u_{zz}, \\ u(0, x, y, z) = u_0(x, y, z), \quad u_t(0, x, y, z) = v_0(x, y, z), \end{cases}$$

on the domain $\Omega = (0, 1) \times (0, 1) \times (0, 1)$, with coefficients $k_x, k_y, k_z \in \mathbb{R}^+$ and functions $u_0, v_0 : \mathbb{R}^3 \rightarrow \mathbb{R}$ specifying the initial conditions. We discretize the second spatial derivatives by the usual seven-point finite difference stencil on a uniform $n_x \times n_y \times n_z$

$40 \times 40 \times 40$ isotropic wave equation

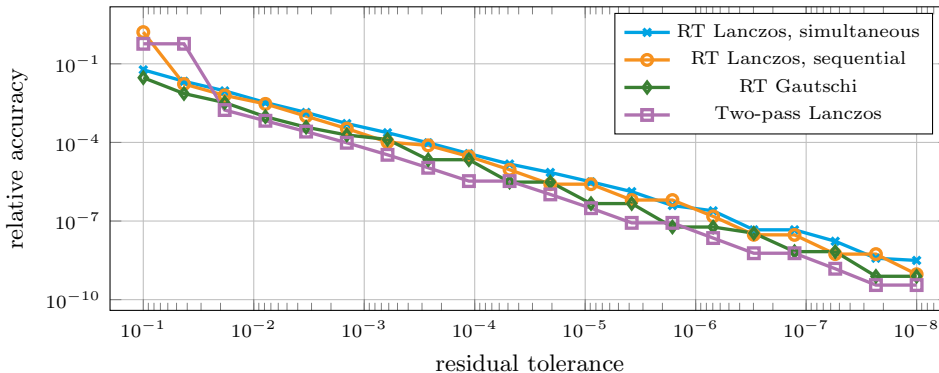


FIG. 1. Relative accuracy of the solution for the isotropic wave equation computed by the different algorithms, depending on the residual accuracy that is used.

grid and impose homogeneous Dirichlet boundary conditions. This results in a system of the form (2.1), where

$$A = k_z L_z \otimes I_y \otimes I_x + I_z \otimes k_y L_y \otimes I_x + I_z \otimes I_y \otimes k_x L_x \in \mathbb{R}^{n_x n_y n_z \times n_x n_y n_z}$$

with $I_i, i \in \{x, y, z\}$ the identity matrix of size n_i and

$$(4.2) \quad L_i = \frac{1}{h_i^2} \text{tridiag}(1, -2, 1) \in \mathbb{R}^{n_i \times n_i}, \quad h_i = 1/(n_i + 1) \quad \text{for } i \in \{x, y, z\}$$

and the vectors \mathbf{u}, \mathbf{v} result from discretization of the initial conditions u_0, v_0 .

Isotropic case $k_x = k_y = k_z = 1$. We begin by considering the isotropic case, in which the coefficients $k_x = k_y = k_z$ coincide (allowing to write the wave equation in the more compact, classical form $u_{tt} = c^2 \Delta u$ with $c^2 := k_x$). As initial conditions, we consider the functions $u_0(x, y, z) = (1 - x)^3(1 - y^2)(1 - z^2)$ and $v_0(x, y, z) \equiv 1$. We aim to approximate the solution u at time $t = 1$.

We compare the performance of the RT restarting Lanczos method (both in the “sequential” version presented in Algorithm 2.1 and in a “simultaneous” version; see also the discussion in the paragraph “Simultaneous vs. sequential solution of two underlying IVPs” in Section 2.4), the Gautschi cosine scheme with residual-based step size selection (Algorithm 2.2) and the two-pass Lanczos method described in Section 2.6.

We begin by illustrating how the imposed residual tolerance `tol` translates into a (relative) accuracy of the solution, $\|\mathbf{y}(t) - \tilde{\mathbf{y}}(t)\|/\|\mathbf{y}(t)\|$, where $\mathbf{y}(t)$ is the exact solution of the IVP and $\tilde{\mathbf{y}}(t)$ the solution computed by one of the considered algorithms. To do so, we discretize (4.1) on a $40 \times 40 \times 40$ grid and run all algorithms with different residual tolerances ranging from 10^{-1} to 10^{-8} . The resulting final accuracies for the different algorithms are shown in Figure 1. We observe that all four algorithms produce approximations with comparable accuracy (except for very low tolerances, where the sequential RT Lanczos method and the Gautschi scheme produce less accurate approximations), which lies in the order of the imposed residual tolerance.

Next, we want to gauge the performance of the methods in terms of matrix vector products (matvecs) for varying problem sizes. Precisely, we discretize (4.1) on grids

TABLE 2

3D isotropic wave equation test problem. Number of matvecs required (and in brackets accuracy reached) by the three schemes for different grids and accuracy requirements (*: The number of matvecs for the two-pass Lanczos method does not fully account for the computational cost of the method, see Remark 2.6).

tolerance	RT simultaneous	RT sequential	RT Gautschi	2P Lanczos*
		10 × 10 × 10 grid		
1e-04	60 (1.0e-05)	47 (7.7e-06)	47 (7.7e-06)	98 (7.7e-06)
1e-06	77 (1.9e-07)	52 (2.3e-08)	52 (2.3e-08)	110 (2.3e-08)
		20 × 20 × 20 grid		
1e-04	114 (1.5e-05)	99 (1.3e-05)	80 (4.7e-06)	174 (6.1e-06)
1e-06	139 (1.8e-07)	110 (8.4e-08)	84 (9.7e-08)	186 (6.5e-08)
		40 × 40 × 40 grid		
1e-04	217 (3.2e-05)	182 (2.9e-05)	126 (2.2e-05)	322 (3.3e-06)
1e-06	267 (3.1e-07)	212 (1.5e-07)	138 (5.9e-08)	338 (2.2e-08)
		80 × 80 × 80 grid		
1e-04	449 (2.7e-05)	363 (4.8e-05)	219 (1.3e-05)	606 (6.5e-06)
1e-06	521 (5.9e-07)	410 (1.9e-07)	245 (8.9e-08)	626 (4.8e-08)

of size $10 \times 10 \times 10$ to $80 \times 80 \times 80$, leading to matrices of size 1,000 to 512,000. To obtain comparable results, in light of Figure 1, we impose the same residual tolerances for all considered methods, namely 10^{-4} and 10^{-6} . The resulting number of matrix vector products and the final relative accuracy of the solution are shown in Table 2 for all combinations of grid size, tolerance and algorithm.

For all choices of grid size and tolerance, the Gautschi cosine scheme is the most efficient of the methods in terms of matrix vector products. For smaller grids, it performs comparably to the RT restarting methods and with increasing grid size it clearly outperforms them, reducing the number of matrix vector products by slightly less than the expected factor of 2; cf. the corresponding discussion in Section 2.5. This reduction in matrix vector products does not come at the cost of a reduced accuracy. In fact, the Gautschi scheme even produces solutions that are slightly less accurate than those produced by the RT schemes. For all considered cases, the two-pass Lanczos method performs worst in terms of matrix vector products, but it delivers slightly more accurate solutions than the other algorithms for larger grid sizes.

Anisotropic case $k_x = 10^4, k_y = 10^2, k_z = 1$. Next, we choose the coefficients in the wave equation (4.1) to be of highly different order of magnitude, $k_x = 10^4, k_y = 10^2, k_z = 1$, leading to a strong anisotropy in the problem. The initial value functions are $u_0(x, y, z) = \sum_{i,j,k=1}^3 \sin(i\pi x) \sin(j\pi y) \sin(k\pi z)$, $v_0(x, y, z) = \sum_{i,j,k=1}^3 \lambda_{ijk} \cdot \sin(i\pi x) \sin(j\pi y) \sin(k\pi z)$, with $\lambda_{ijk} = \pi^2(i^2 k_x + j^2 k_y + k^2 k_z)$. Apart from that, the setup of this experiment is exactly like in the previous one. We again start by investigating how the residual tolerance influences the final accuracy, with the results depicted in Figure 2. We observe that for this model problem, the accuracy that the different RT schemes deliver is slightly lower than the imposed residual tolerance, with the Gautschi scheme typically being a bit less accurate than the other two RT schemes (and showing signs of instability for low residual tolerances). The two-pass Lanczos algorithm delivers the most accurate solution for all tolerances, which is typically at least an order of magnitude higher than that of the RT schemes.

Taking the result of this first investigation into account, we do not impose the same tolerance for all methods in the following when comparing matrix vector products.

40 × 40 × 40 anisotropic wave equation

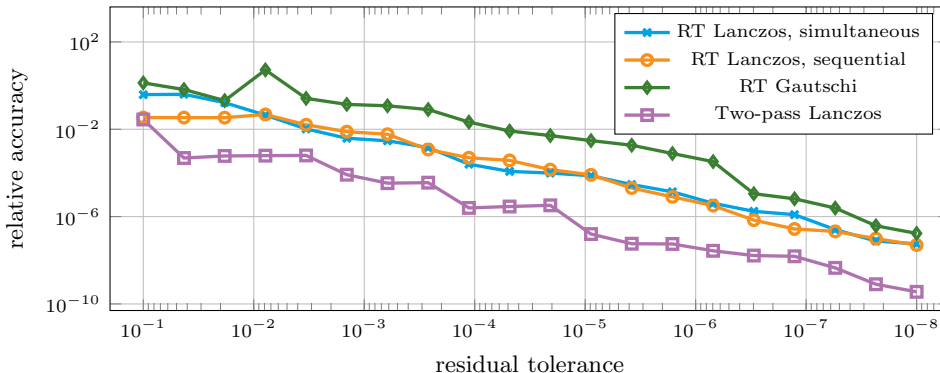


FIG. 2. Relative accuracy of the solution for the anisotropic wave equation computed by the different algorithms, depending on the residual accuracy that is used.

TABLE 3

3D anisotropic wave equation test problem. Number of matvecs required (and in brackets accuracy reached) by the three schemes for different grids and accuracy requirements. (*: The number of matvecs for the two-pass Lanczos method does not fully account for the computational cost of the method, see Remark 2.6); †: To obtain comparable results, we tighten the tolerance in the RT Gautschi scheme by a factor of 10 and loosen the tolerance in the 2P Lanczos scheme by a factor of 10).

tolerance [†]	RT simultaneous	RT sequential	RT Gautschi	2P Lanczos*
10 × 10 × 10 grid				
1e-04	2351 (8.3e-04)	60 (9.4e-03)	368 (9.3e-04)	186 (3.4e-04)
1e-06	2852 (9.6e-06)	1275 (3.4e-05)	1372 (3.9e-05)	278 (1.5e-06)
20 × 20 × 20 grid				
1e-04	4827 (6.3e-04)	3980 (9.7e-04)	3315 (4.4e-03)	430 (4.0e-05)
1e-06	5320 (2.7e-06)	4521 (7.2e-06)	2496 (7.1e-06)	722 (2.1e-06)
40 × 40 × 40 grid				
1e-04	9471 (3.2e-04)	8739 (4.8e-04)	6582 (3.2e-03)	946 (8.3e-05)
1e-06	10162 (8.0e-06)	9015 (3.7e-06)	4997 (5.3e-06)	2498 (1.6e-07)
80 × 80 × 80 grid				
1e-04	18697 (1.7e-04)	19147 (3.3e-03)	13713 (4.5e-04)	2282 (2.9e-05)
1e-06	19405 (1.1e-06)	17931 (5.0e-06)	9808 (3.0e-06)	5102 (2.1e-07)

Instead, we tighten the accuracy requirement by a factor of 10 for the Gautschi scheme (i.e., we use tolerances 10^{-5} and 10^{-7}) and loosen it by a factor of 10 for the two-pass Lanczos method (i.e., we use tolerances 10^{-3} and 10^{-5}). This way, the final accuracy reached by the different solvers is better comparable. Table 3 again shows the number of matrix vector products and the final relative accuracy for all combinations of grid size, tolerance and algorithm. We observe that this time, the two-pass Lanczos method clearly performs best in terms of matrix vector products and also produces the most accurate solutions. We want to stress again, however, that this lower number of matrix vector products does not directly translate into lower run time, in particular for the larger grid sizes; cf. also Remark 2.6. Checking a residual-based stopping criterion requires the evaluation of several matrix functions of size m , which quickly becomes non-negligible if, e.g., $m > 1000$, as it happens for the larger problem instances.

Transport equation with decay, grid size 512

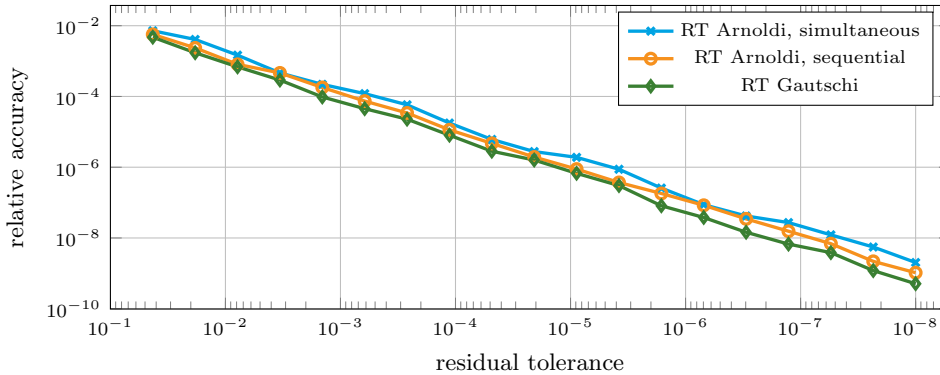


FIG. 3. Relative accuracy of the solution for the transport equation with decay computed by the different algorithms, depending on the residual accuracy that is used.

How this precisely influences the run time also depends on, e.g., how frequently the stopping criterion is checked, so that a very careful implementation is necessary to avoid extremely high run times. In contrast, in the RT schemes, only functions of matrices of size at most $m = 30$ are computed.

Among the RT schemes, the Gautschi scheme is again the most efficient for larger problem instances, outperforming the other two schemes by a factor of about 2 in terms of matrix vector products.

4.2. Transport equation with decay. We now turn to a problem resulting in a nonsymmetric matrix in (2.1). Consider the following transport equation with decay,

$$(4.3) \quad \begin{cases} u_t = -cu_x - \alpha u, \\ u(0, x) = u_0(x) \end{cases}$$

with parameters $c, \alpha > 0$ and a given function $u_0 : \mathbb{R} \rightarrow \mathbb{R}$. Assuming sufficient smoothness in u and u_0 , equation (4.3) can be turned into a second-order PDE

$$(4.4) \quad \begin{cases} u_{tt} = c^2 u_{xx} + 2c\alpha u_x + \alpha^2 u, \\ u(0, x) = u_0(x), \quad u_t(0, x) = u'_0(x) - \alpha u_0(x). \end{cases}$$

We want to solve (4.4) on the domain $\Omega = (0, 1)$, imposing homogeneous Dirichlet boundary conditions. Discretizing both the first and second spatial derivative by second-order centralized finite differences with n_x interior grid points leads to an IVP of the form (2.1) with $A = -c^2 L_x - 2c\alpha D_x - \alpha^2 I \in \mathbb{R}^{n_x \times n_x}$, where L_x is defined in (4.2) and

$$D_x = \frac{1}{2h_x} \text{tridiag}(-1, 0, 1) \in \mathbb{R}^{n_x \times n_x}.$$

Clearly, as L and I are symmetric and D is nonsymmetric, the resulting matrix A is nonsymmetric. Note that we need to choose α small enough so that $-c^2 L_x - \alpha^2 I$, the symmetric part of A , is positive semidefinite.

In our experiment we choose $c = 0.3, \alpha = 1$ and the initial conditions $u_0(x) = e^{-500(x-0.5)^2}$ and want to approximate the solution u at time $t = 1$. We compare

TABLE 4

1D transport equation with decay test problem. Number of matvecs required (and in brackets accuracy reached) by the three schemes for different grids and accuracy requirements.

tolerance	RT simultaneous	RT sequential	RT Gautschi
grid size 128			
1e-04	91 (3.5e-05)	86 (8.9e-06)	74 (3.4e-06)
1e-06	110 (3.3e-07)	96 (1.2e-07)	79 (2.3e-08)
grid size 256			
1e-04	168 (1.8e-05)	154 (1.0e-05)	108 (2.6e-06)
1e-06	191 (2.2e-07)	169 (1.1e-07)	116 (2.0e-08)
grid size 512			
1e-04	317 (1.5e-05)	293 (1.1e-05)	226 (5.7e-06)
1e-06	350 (1.5e-07)	319 (1.0e-07)	228 (6.1e-08)
grid size 1024			
1e-04	635 (1.7e-05)	582 (1.7e-05)	465 (6.8e-06)
1e-06	674 (1.5e-07)	619 (9.5e-08)	462 (8.0e-08)

both versions of the RT restarting Arnoldi method and the Gautschi scheme and impose the same accuracy requirements as before. As the problem is nonsymmetric, we cannot use a two-pass Lanczos approach here.

As for the other test cases, we start by investigating how the residual tolerance translates into relative accuracy in the solution, see Figure 3, where we have used 512 discretization points. We can observe that for this model problem, all schemes produce solutions with relative accuracy in the same order of magnitude as the imposed residual tolerance (or even slightly more accurate). Interestingly, the Gautschi cosine scheme delivers the most accurate solution, while the simultaneous RT Arnoldi scheme is slightly less accurate than the sequential version.

For comparing the required number of matrix vector products for the different algorithms, we consider discretizations of (4.4) on grids of size 128 to 1024. Let us note that the problem sizes occurring in this example of course do not necessitate using restarts in practice, but it is still instructive to study the behavior of the different algorithms for a nonsymmetric, ill conditioned matrix ($\kappa(A) \approx 1.7 \cdot 10^5$). We report the number of matrix vector products and the final relative accuracy of the solution in Table 4, again for all combinations of grid size, tolerance and algorithm.

We observe that the Gautschi scheme outperforms the other methods, requiring fewer matrix vector products (typically saving about a factor 1.4) while at the same time yielding a higher accuracy. Between the two RT restarting schemes, the sequential version shows slightly better performance both in terms of matrix vector products and final accuracy.

5. Conclusions.

- Several conclusions can be made.
1. The introduced residual concept appears to be a reliable way to control convergence in Krylov subspace methods for evaluating the ψ and σ matrix functions.
 2. Qualitative behavior of the residuals as a function of time allows to extend the residual-time (RT) Krylov subspace restarting technique to the ψ and σ matrix functions. The proposed residual-time (RT) restarting proves to be robust and efficient.
 3. An important interesting conclusion is that an RT restarted Lanczos process for evaluating the ψ and σ matrix functions can be more efficient than the

non-restarted two-pass Lanczos process. The efficiency gain is not only due to the increased overhead costs in the non-restarted Lanczos process to evaluate the projected tridiagonal matrix but also in terms of total number of required matrix vector products.

4. Compared to solving second-order IVPs by straightforward evaluation of the ψ and σ matrix functions, the Gautschi time integration scheme proves to be more efficient. As our experiments indicate, when both integration methods are implemented with incorporated residual-based stopping criterion and RT restarting, the Gautschi scheme typically requires up to a factor two fewer matrix vector multiplications.

One important research question which can be addressed is a proper choice of the restart length. Another effect which also should be studied is an error accumulation in the Gautschi scheme due to the inexact Krylov subspace ψ function evaluations. We hope to be able to address these questions in the future.

Appendix A. Technical proofs.

Proof of Propostion 3.3. Since $\frac{\partial^2 f}{\partial t^2} = \cos(t\sqrt{z})$, function (3.7) satisfies the differential equation in t

$$(A.1) \quad \frac{\partial^2 f}{\partial t^2} + zf - 1 = 0.$$

Compared to equation (3.5), equation (A.1) contains an extra constant term. This forces us to specially handle zero degree terms in the remaining part of the proof.

As $\Phi_0(z) = 1$, it follows from (A.1) that

$$(A.2) \quad 0 = [f_0(t)z + f_0''(t) - 1]\Phi_0(z) + \sum_{j=1}^{\infty} [f_j(t)z + f_j''(t)]\Phi_j(z).$$

All the Faber coefficients in the right-hand side of (A.2) must be zero. We then derive for the associated residual

$$\begin{aligned} & -\mathbf{r}_m(t) \\ &= \mathbf{y}_m''(t) + A\mathbf{y}_m(t) - \mathbf{v}_1^{(\psi)} \\ &= V_m^{(\psi)} \sum_{j=0}^{\infty} f_j''(t)\Phi_j(H_m)\mathbf{e}_1 + AV_m^{(\psi)} \sum_{j=0}^{\infty} f_j(t)\Phi_j(H_m)\mathbf{e}_1 - V_m^{(\psi)}\Phi_0(H_m)\mathbf{e}_1 \\ &= (V_m^{(\psi)}H_m + h_{m+1,m}\mathbf{v}_{m+1}^{(\psi)}\mathbf{e}_m^T) \sum_{j=0}^{\infty} f_j(t)\Phi_j(H_m)\mathbf{e}_1 \\ & \quad + V_m^{(\psi)} \sum_{j=0}^{\infty} f_j''(t)\Phi_j(H_m)\mathbf{e}_1 - V_m^{(\psi)}\Phi_0(H_m)\mathbf{e}_1 \\ &= V_m^{(\psi)} \sum_{j=1}^{\infty} [f_j''(t)I_m + H_m f_j(t)]\Phi_j(H_m)\mathbf{e}_1 + V_m^{(\psi)} [f_0''(t)I_m + H_m f_0(t) - I_m]\Phi_0(H_m)\mathbf{e}_1 \\ & \quad + h_{m+1,m}\mathbf{v}_{m+1}^{(\psi)}\mathbf{e}_m^T \sum_{j=0}^{\infty} f_j(t)\Phi_j(H_m)\mathbf{e}_1 \\ &= h_{m+1,m}\mathbf{v}_{m+1}^{(\psi)}\mathbf{e}_m^T \sum_{j=m-1}^{\infty} f_j(t)\Phi_j(H_m)\mathbf{e}_1. \end{aligned}$$

This again implies (3.3). □

Proof of Proposition 3.5. Thanks to (3.3), (3.8) and (3.10), we have

$$\begin{aligned}\|\mathbf{r}_m(t)\| &\leq 2 \sum_{j=m-1}^{\infty} |f_j(t)| \leq 8 \sum_{j=m-1}^{\infty} \left| \sum_{l=j}^{\infty} J_{2l+1}(t) \right| \leq 8 \sum_{j=m-1}^{\infty} \sum_{l=j}^{\infty} |J_{2l+1}(t)| \\ &= 8 \sum_{l=m-1}^{\infty} (l-m+2) |J_{2l+1}(t)|.\end{aligned}$$

Applying [1, formula 9.1.62] gives

$$\sum_{l=m-1}^{\infty} (l-m+2) |J_{2l+1}(t)| \leq \sum_{l=m-1}^{\infty} (l-m+2) \frac{(t/2)^{2l+1}}{(2l+1)!}.$$

Let us majorize the last series with a geometric one. Since

$$\begin{aligned}\frac{l-m+3}{l-m+2} \cdot \frac{(t/2)^{2l+3}}{(t/2)^{2l+1}} \cdot \frac{(2l+1)!}{(2l+3)!} &= \frac{l-m+3}{l-m+2} \cdot \left(\frac{t}{2}\right)^2 \cdot \frac{1}{(2l+2)(2l+3)} \\ &< \frac{t^2}{2(2l+2)(2l+3)} < \frac{1}{2},\end{aligned}$$

we obtain

$$\sum_{l=m-1}^{\infty} (l-m+2) \frac{(t/2)^{2l+1}}{(2l+1)!} \leq 2 \frac{(t/2)^{2m-1}}{(2m-1)!}.$$

Accounting this yields (3.11). □

Proof of Proposition 3.7. In view of (3.12) we have

$$\begin{aligned}\|\mathbf{r}_m(t)\| &\leq 8 \sum_{j=m-1}^{\infty} \sum_{l=0}^{\infty} (l+1) |J_{2(j+l+1)}(t)| = 8 \sum_{k=m}^{\infty} \left[\sum_{l=0}^{k-m} (l+1) \right] |J_{2k}(t)| \\ &= 8 \sum_{k=m}^{\infty} \frac{(k-m+2)(k-m+1)}{2} |J_{2k}(t)| \\ &= 4 \sum_{k=m}^{\infty} (k-m+2)(k-m+1) |J_{2k}(t)| \\ &\leq 4 \sum_{k=m}^{\infty} (k-m+2)(k-m+1) \frac{(t/2)^{2k}}{(2k)!}.\end{aligned}$$

Since

$$\begin{aligned}(k+1-m+2)(k+1-m+1) \frac{(t/2)^{2k+2}}{(2k+2)!} &: \left[(k-m+2)(k-m+1) \frac{(t/2)^{2k}}{(2k)!} \right] \\ &= \frac{k-m+3}{k-m+1} \cdot \left(\frac{t}{2}\right)^2 \cdot \frac{1}{(2k+1)(2k+2)} \leq \frac{3t^2}{4 \cdot 3 \cdot 4} \leq \frac{1}{16},\end{aligned}$$

we obtain (3.13):

$$\|\mathbf{r}_m(t)\| \leq 4 \cdot \frac{16}{15} \cdot 2 \cdot \frac{(t/2)^{2m}}{(2m)!} = \frac{128}{15} \cdot \frac{(t/2)^{2m}}{(2m)!}.$$

□

REFERENCES

- [1] M. Abramowitz and I. A. Stegun. *Handbook of Mathematical Functions: With Formulas, Graphs, and Mathematical Tables*. Dover Publications, New York, 1964.
- [2] M. Afanasjew, M. Eiermann, O. G. Ernst, and S. Güttel. Implementation of a restarted Krylov subspace method for the evaluation of matrix functions. *Linear Algebra Appl.*, 429:2293–2314, 2008.
- [3] B. Beckermann. Image numérique, GMRES et polynômes de Faber. *C. R. Math.*, 340(11):855–860, 2005.
- [4] B. Beckermann and L. Reichel. Error estimation and evaluation of matrix functions via the Faber transform. *SIAM J. Numer. Anal.*, 47:3849–3883, 2009.
- [5] A. Boriçi. Fast methods for computing the Neuberger operator. In A. Frommer, T. Lippert, B. Medeke, and K. Schilling, editors, *Numerical Challenges in Lattice Quantum Chromodynamics*, pages 40–47, Berlin, Heidelberg, 2000. Springer Berlin Heidelberg.
- [6] M. A. Botchev, V. Grimm, and M. Hochbruck. Residual, restarting, and Richardson iteration for the matrix exponential. *SIAM J. Sci. Comput.*, 35(3):A1376–A1397, 2013.
- [7] M. A. Botchev, D. Harutyunyan, and J. J. W. van der Vegt. The Gautschi time stepping scheme for edge finite element discretizations of the Maxwell equations. *J. Comput. Phys.*, 216:654–686, 2006.
- [8] M. A. Botchev and L. A. Knizhnerman. ART: Adaptive residual-time restarting for Krylov subspace matrix exponential evaluations. *J. Comput. Appl. Math.*, 364:112311, 2020.
- [9] M. A. Botchev, L. A. Knizhnerman, and E. E. Tyrtshnikov. Residual and restarting in Krylov subspace evaluation of the φ function. *SIAM J. Sci. Comput.*, 43(6):A3733–A3759, 2021.
- [10] E. Celledoni and I. Moret. A Krylov projection method for systems of ODEs. *Appl. Numer. Math.*, 24(2–3):365–378, 1997.
- [11] J. Certaine. The solution of ordinary differential equations with large time constants. *Mathematical methods for digital computers*, 1:128–132, 1960.
- [12] V. Druskin, A. Greenbaum, and L. Knizhnerman. Using nonorthogonal Lanczos vectors in the computation of matrix functions. *SIAM J. Sci. Comput.*, 19(1):38–54, 1998.
- [13] V. Druskin and L. Knizhnerman. Two polynomial methods of calculating functions of symmetric matrices. *U.S.S.R. Comput. Math. Math. Phys.*, 29(6):112–121, 1989.
- [14] V. Druskin and L. Knizhnerman. Spectral approach to solving three-dimensional Maxwell’s diffusion equations in the time and frequency domains. *Radio Science*, 29(4):937–953, 1994.
- [15] V. Druskin and L. Knizhnerman. Krylov subspace approximation of eigenpairs and matrix functions in exact and computer arithmetic. *Numer. Linear Algebra Appl.*, 2(3):205–217, 1995.
- [16] M. Eiermann and O. G. Ernst. A restarted Krylov subspace method for the evaluation of matrix functions. *SIAM J. Numer. Anal.*, 44(6):2481–2504, 2006.
- [17] M. Eiermann, O. G. Ernst, and S. Güttel. Deflated restarting for matrix functions. *SIAM J. Matrix Anal. Appl.*, 32(2):621–641, 2011.
- [18] A. Frommer, S. Güttel, and M. Schweitzer. Convergence of restarted Krylov subspace methods for Stieltjes functions of matrices. *SIAM J. Matrix Anal. Appl.*, 35(4):1602–1624, 2014.
- [19] A. Frommer, S. Güttel, and M. Schweitzer. Efficient and stable Arnoldi restarts for matrix functions based on quadrature. *SIAM J. Matrix Anal. Appl.*, 35(2):661–683, 2014.
- [20] A. Frommer and V. Simoncini. Matrix functions. In W. H. A. Schilders, H. A. van der Vorst, and J. Rommes, editors, *Model Order Reduction: Theory, Research Aspects and Applications*, pages 275–303. Springer, Berlin Heidelberg, 2008.
- [21] E. Gallopoulos and Y. Saad. Efficient solution of parabolic equations by Krylov approximation methods. *SIAM J. Sci. Stat. Comput.*, 13(5):1236–1264, 1992.
- [22] W. Gautschi. Numerical integration of ordinary differential equations based on trigonometric polynomials. *Numer. Math.*, 3(1):381–397, 1961.
- [23] V. Grimm. Resolvent Krylov subspace approximation to operator functions. *BIT*, 52(3):639–659, 2012.
- [24] S. Güttel and M. Schweitzer. A comparison of limited-memory Krylov methods for Stieltjes functions of Hermitian matrices. *SIAM J. Matrix Anal. Appl.*, 42(1):83–107, 2021.
- [25] N. J. Higham. *Functions of Matrices: Theory and Computation*. SIAM, Philadelphia, 2008.
- [26] M. Hochbruck and Ch. Lubich. On Krylov subspace approximations to the matrix exponential operator. *SIAM J. Numer. Anal.*, 34(5):1911–1925, October 1997.
- [27] M. Hochbruck and Ch. Lubich. A Gautschi-type method for oscillatory second-order differential equations. *Numer. Math.*, 83(3):403–426, 1999.
- [28] M. Hochbruck, Ch. Lubich, and H. Selhofer. Exponential integrators for large systems of

- differential equations. *SIAM J. Sci. Comput.*, 19(5):1552–1574, 1998.
- [29] M. Hochbruck and A. Ostermann. Exponential integrators. *Acta Numerica*, 19:209–286, 4 2010.
- [30] W. Hundsdorfer and J. G. Verwer. *Numerical solution of time-dependent advection-diffusion-reaction equations*, volume 33. Springer Science & Business Media, 2007.
- [31] L. A. Knizhnerman. Calculation of functions of unsymmetric matrices using Arnoldi’s method. *U.S.S.R. Comput. Maths. Math. Phys.*, 31(1):1–9, 1991.
- [32] J. D. Lawson. Generalized Runge-Kutta processes for stable systems with large Lipschitz constants. *SIAM J. Numer. Anal.*, 4(3):372–380, 1967.
- [33] J. Legras. Résolution numérique des grands systèmes différentiels linéaires. *Numer. Math.*, 8(1):14–28, 1966.
- [34] I. Moret and P. Novati. RD-rational approximations of the matrix exponential. *BIT*, 44:595–615, 2004.
- [35] N. N. Nefedov, V. Y. Popov, and V. T. Volkov. *Ordinary Differential Equations. Lecture Notes*. Physics Faculty, Moscow State University, 2016. Available at <http://math.phys.msu.ru/>. In Russian.
- [36] J. Niehoff. *Projektionsverfahren zur Approximation von Matrixfunktionen mit Anwendungen auf die Implementierung exponentieller Integrioren*. Dissertation, Mathematisch-Naturwissenschaftliche Fakultät der Heinrich–Heine Universität Düsseldorf, 2006.
- [37] S. P. Nørsett. An A-stable modification of the Adams-Bashforth methods. In *Conference on the Numerical Solution of Differential Equations*, volume 109 of *Lecture Notes in Mathematics*, pages 214–219. Springer, 1969.
- [38] T. J. Park and J. C. Light. Unitary quantum time evolution by iterative Lanczos reduction. *J. Chem. Phys.*, 85:5870–5876, 1986.
- [39] B. N. Parlett. A recurrence among the elements of functions of triangular matrices. *Linear Algebra and its Applications*, 14(2):117–121, 1976.
- [40] B. N. Parlett. *The Symmetric Eigenvalue Problem*. SIAM, 1998.
- [41] S. Paszkowski. *Computational Applications of Chebyshev Polynomials and Series*. Nauka, Moscow, 1983. Russian; translation from Polish.
- [42] Y. Saad. Analysis of some Krylov subspace approximations to the matrix exponential operator. *SIAM J. Numer. Anal.*, 29(1):209–228, February 1992.
- [43] Y. Saad. *Iterative Methods for Sparse Linear Systems, 2nd edition*. SIAM, Philadelphia, 2000.
- [44] M. Schweitzer. *Restarting and error estimation in polynomial and extended Krylov subspace methods for the approximation of matrix functions*. PhD thesis, Bergische Universität Wuppertal, Fakultät für Mathematik und Naturwissenschaften, 2016.
- [45] R. B. Sidje. Expokit: A software package for computing matrix exponentials. *ACM Trans. Math. Softw.*, 24(1):130–156, 1998.
- [46] P. K. Suetin and E. Pankratiev. *Series of Faber polynomials*, volume 1. CRC Press, 1998.
- [47] H. Tal-Ezer. On restart and error estimation for Krylov approximation of $w = f(A)v$. *SIAM J. Sci. Comput.*, 29(6):2426–2441, 2007.
- [48] J. van den Eshof and M. Hochbruck. Preconditioning Lanczos approximations to the matrix exponential. *SIAM J. Sci. Comput.*, 27:1438–1457, 2006.
- [49] P. J. van der Houwen and J. G. Verwer. Generalized linear multistep methods: I. Development of algorithms with non-zero parasitic roots. Report NW 10/74, Mathematisch Centrum, Amsterdam, 1974. <https://ir.cwi.nl/pub/12618>.
- [50] H. A. van der Vorst. An iterative solution method for solving $f(A)x = b$, using Krylov subspace information obtained for the symmetric positive definite matrix A . *J. Comput. Appl. Math.*, 18:249–263, 1987.
- [51] H. A. Van der Vorst. *Iterative Krylov methods for large linear systems*. Cambridge University Press, 2003.
- [52] J. G. Verwer. On generalized linear multistep methods with zero-parasitic roots and an adaptive principal root. *Numer. Math.*, 27:143–155, 1977.