

Looking at Luminous Fast Blue Optical Transients through Neutrino Glasses

ERSILIA GUARINI ¹, IRENE TAMBORRA ¹, AND RAFFAELLA MARGUTTI ^{2,3}

¹Niels Bohr International Academy & DARK, Niels Bohr Institute, University of Copenhagen, Blegdamsvej 17, 2100, Copenhagen, Denmark

²Department of Astronomy, University of California, 501 Campbell Hall, Berkeley, CA 94720, USA

³Department of Physics, University of California, 366 Physics North MC 7300, Berkeley, CA 94720, USA

ABSTRACT

Mounting evidence suggests that Luminous Fast Blue Optical Transients (LFBOTs) are powered by a compact object, launching an asymmetric and fast outflow responsible for the radiation observed in the ultraviolet, optical, infrared, radio, and X-ray bands. Proposed scenarios aiming to explain the electromagnetic emission include an inflated cocoon, surrounding a jet choked in the extended stellar envelope. In alternative, the observed radiation may arise from the disk formed by the delayed merger of a black hole with a Wolf-Rayet star. We explore the neutrino production in these scenarios, i.e. internal shocks in a choked jet and interaction between the outflow and the circumstellar medium (CSM). The choked jet provides the dominant contribution to the neutrino fluence. Intriguingly, the IceCube upper limit on the neutrino emission inferred from the closest LFBOT, AT2018cow, excludes a region of the parameter space otherwise allowed by electromagnetic observations. After correcting for the Eddington bias on the observation of cosmic neutrinos, we conclude that the emission from a choked jet and CSM interaction is compatible with the detection of two track-like neutrino events observed by the IceCube Neutrino Observatory in coincidence with AT2018cow, and otherwise considered to be of atmospheric origin. While the neutrino emission from LFBOTs does not constitute the bulk of the diffuse background of neutrinos observed by IceCube, detection prospects of nearby LFBOTs with IceCube and the upcoming IceCube-Gen2 are encouraging; neutrinos could be observed up to 300 Mpc and 10^4 Mpc from the CSM interaction and choked jet, respectively. Follow-up neutrino searches will be crucial for unravelling the mechanism powering this emergent transient class.

Keywords: Particle astrophysics — Transient sources — Neutrino astronomy

1. INTRODUCTION

The advent of time-domain astronomy has led to the discovery of intriguing new classes of transients that evolve on time-scales $\lesssim 10$ days (e.g. Poznanski et al. 2010; In-serra 2019; Modjaz et al. 2019; Drout et al. 2014; Arcavi et al. 2016). Among these, Fast Blue Optical Transients (FBOTs) (Drout et al. 2014; Arcavi et al. 2016; Tanaka et al. 2016; Pursiainen et al. 2018; Ho et al. 2021) exhibit unusual features. They have a rise time of a few days in the optical— t_{rise} up to 3 days, i.e. much faster than typical supernovae (SNe; e.g. Vallely et al. 2020; Arcavi et al. 2016; Ho et al. 2021)—and their spectrum remains blue and hot throughout the whole evolution.

We focus on the subclass of optically luminous FBOTs (hereafter denoted with LFBOTs), with absolute peak magnitude $M_{\text{peak}} < -20$ (Ho et al. 2020; Coppejans et al. 2020; Ho et al. 2021). LFBOTs have a rate in the local Universe $\lesssim 300 \text{ Gpc}^{-3} \text{ yr}^{-1}$, i.e. $\lesssim 0.4 - 0.6\%$ of core-collapse SNe (Ho et al. 2020; Coppejans et al. 2020; Ho et al. 2021). To date, radio emission has been detected for five FBOTs, all belonging to the LFBOTs category: CSS161010, AT2018cow, AT2018lug, AT2020xnd, and AT2020mrf. LFBOTs have been detected in the hard X-ray band as well, though not yet

in gamma-rays (i.e. with energies $> 200 \text{ keV}$) (Ho et al. 2019; Margutti et al. 2019; Coppejans et al. 2020; Ho et al. 2020; Yao et al. 2021; Bright et al. 2022).

The radio signal associated with LFBOTs is consistent with synchrotron radiation in the self-absorption regime, arising from the forward shock developing when the ejecta interact with the circumstellar medium (CSM). Broad hydrogen (H) emission features have been observed in the spectra of some LFBOTs, i.e. AT2018cow (Perley et al. 2019; Margutti et al. 2019) and CSS161010 (Coppejans et al. 2020). Moreover, combined observations in the optical and radio bands suggest that the fastest component of the outflow is moving with speed $0.1c \lesssim v_f \lesssim 0.6c$ (Perley et al. 2019; Ho et al. 2019; Margutti et al. 2019; Yao et al. 2021; Bright et al. 2022).

As for X-rays, the spectrum exhibits a temporal evolution and a high variability that is challenging to explain by invoking external shock interaction. Rather, the X-ray emission might be powered by a rapidly evolving compact object (CO), like a magnetar or a black hole, or a deeply embedded shock (Ho et al. 2019; Margutti et al. 2019). In addition, interaction with the CSM cannot simultaneously explain the ultraviolet, optical, and infrared spectral features, e.g. the rapid

rise of the light curve and its luminosity ($L_{\text{opt}} \simeq 10^{44} \text{ erg s}^{-1}$), as well as the receding photosphere observed for AT2018cow at late times (Perley et al. 2019) and typically associated with an increase of the effective temperature. In the light of this growing set of puzzling data, multiple sites might be at the origin of the observed electromagnetic emission across different wavebands, together with an asymmetric outflow embedding the CO (Margutti et al. 2019). An additional piece of evidence of the presence of a CO might be the persistent ultraviolet source observed at the location of AT2018cow (Sun et al. 2022). The presence of a CO may also be supported by the observation in AT2018cow of high-amplitude quasi-periodic oscillations in soft X-rays (Pasham et al. 2022).

Several interpretations of LFBOT observations have been proposed, such as shock interaction of an outflow with dense CSM (e.g. Fox & Smith 2019; Pellegrino et al. 2022; Leung et al. 2020; Xiang et al. 2021¹); reprocessing of X-rays emitted from a central engine within a polar outflow (e.g. Margutti et al. 2019; Chen & Shen 2022; Calderón et al. 2021; Piro & Lu 2020; Uno & Maeda 2020; Liu et al. 2018; Perley et al. 2019; Kuin et al. 2019); a neutron star engulfed in the extended envelope of a massive red supergiant, leading to common envelope evolution and formation of a jetted SN (Soker et al. 2019) or a related impostor (Soker 2022); emission from the accretion disk originating from the collapse of a massive star into a black hole (Kashiyama & Quataert 2015; Quataert et al. 2019) or from the electron-capture collapse to a neutron star following the merger of a ONeMg white dwarf with another white dwarf (Lyutikov & Toonen 2019; Lyutikov 2022). Each of the aforementioned scenarios may only reproduce some of the observed features of LFBOTs.

Recently, two models have been proposed in the attempt of explaining the multi-wavelength emission of AT2018cow. Gottlieb et al. (2022) invoke the collapse of a massive star, possibly not completely H-stripped, which launches a jet. The jet may be off-axis or choked in the extended stellar envelope and, therefore, not directly visible; to date, direct associations between jets and LFBOTs are lacking and constraints have been set for AT2018cow (Bietenholz et al. 2020). The jet interacts with the stellar envelope, inflating the cocoon surrounding the jet; the cocoon expands, breaks out of the star and cools, emitting in the ultraviolet, optical, and infrared. Metzger (2022) considers a delayed Wolf-Rayet star–black hole merger following a failed common envelope phase. This leads to the formation of an asymmetric CSM, dense in the equatorial region, and less dense in the polar one. The scenarios proposed by Gottlieb et al. (2022) and Metzger (2022) successfully fit the ultraviolet, optical and infrared spectra of AT2018cow; Metzger (2022) also provides a fit to the X-ray data of AT2018cow. However, it is yet to be quantitatively proven that the off-axis jet scenario of Gottlieb et al.

(2022) is consistent with radio observations; no fit to the radio data is provided in Metzger (2022). It is unclear whether these models could explain the late time hot and luminous ultraviolet emission ($L_{\text{UV}} \gtrsim 2.7 \times 10^{34} \text{ erg s}^{-1}$) detected in the proximity of AT2018cow (Sun et al. 2022). Metzger (2022) provides a possible explanation to this persistent emission as the late time radiation from the accretion disk surrounding the black hole resulting from the Wolf-Rayet star–black hole merger. Further observations in the direction of AT2018cow will eventually confirm this conjecture.

In order to unravel the nature of the engine powering LFBOTs, a multi-messenger approach may provide a fresh perspective. In particular, the neutrino signal could carry signatures of the mechanisms powering LFBOTs. Since the first detection of high-energy neutrinos of astrophysical origin by the IceCube Neutrino Observatory, follow-up searches are ongoing to pinpoint the electromagnetic counterparts associated to the IceCube neutrino events (Abbasi et al. 2021a; Garrappa et al. 2019; Acciari et al. 2021a,b; Necker et al. 2022; Stein et al. 2022). A dozen of neutrino events have been associated in likely coincidence with blazars, tidal disruption events or superluminous supernovae (Aartsen et al. 2018a; Giommi et al. 2020; Franckowiak et al. 2020; Garrappa et al. 2019; Krauß et al. 2018; Kadler et al. 2016; Stein et al. 2021; Reusch et al. 2021; Pitik et al. 2022). As for LFBOTs, the IceCube Neutrino Observatory reported the detection of two track-like muon neutrino events in spatial coincidence with AT2018cow in the 3.5 days following the optical detection. These neutrino events could be statistically compatible with the expected number of atmospheric neutrinos—0.17 events (Blaufuss 2018).

As the number of LFBOTs detected electromagnetically increases, the related neutrino emission remains poorly explored. Fang et al. (2019) pointed out that, if AT2018cow is powered by a magnetar, particles accelerated in the magnetar wind may escape the ejecta at ultrahigh energies. Within the models proposed in Gottlieb et al. (2022); Metzger (2022), additional sites should be taken into account for what concerns neutrino production. For example, if a choked jet powered by the central CO is harbored within the LFBOT (Gottlieb et al. 2022), we would not observe any prompt gamma-ray signal. Nevertheless, efficient proton acceleration could take place leading to the production of TeV–PeV neutrinos (Murase & Ioka 2013; He et al. 2018; Meszaros & Waxman 2001; Razzaque et al. 2004; Ando & Beacom 2005; Nakar 2015; Senno et al. 2016; Xiao & Dai 2014; Fasano et al. 2021; Tamborra & Ando 2016; Denton & Tamborra 2018). In addition, Gottlieb et al. (2022); Metzger (2022) predict fast ejecta propagating in the CSM with velocity $v_f \gtrsim 0.1c$. Protons may be accelerated at the shocks between the ejecta and the CSM leading to neutrino production, similar to what foreseen for SNe (Murase et al. 2011; Pitik et al. 2022; Petropoulou et al. 2017, 2016; Katz et al. 2011; Murase et al. 2014; Cardillo et al. 2015; Zirkashvili & Ptuskin 2016; Murase et al. 2020; Sarmah et al. 2022). Neutrinos produced from LFBOTs could be detectable by the IceCube Neutrino Observatory and the upcoming IceCube-Gen2, aiding to pin

¹ We note, however, that the broad-band X-ray spectrum of AT2018cow is unlike the thermal spectra of interacting SNe, and shows instead clear non-thermal features.

down the mechanisms powering LFBOTs (Murase & Bartos 2019; Fang et al. 2020).

Our work is organized as follows. In Sec. 2, we discuss the most promising particle acceleration sites for the models proposed in Gottlieb et al. (2022) and Metzger (2022) (a choked jet and/or a fast outflow emitted by the CO that propagates outwards in the CSM). Section 3 summarizes the model parameters inferred for AT2018cow and CSS161010 from electromagnetic observations. Section 4 focuses on the production of high-energy neutrinos. In Section 5, we present our findings for the neutrino signal expected at Earth from AT2018cow and CSS161010 and discuss the corresponding detection prospects. The contribution of LFBOTs to the neutrino diffuse background is presented in Sec. 6. Finally, we conclude in Sec. 7. The most relevant proton and meson cooling times are outlined in Appendix A.

2. PARTICLE ACCELERATION SITES

In this section, we outline the mechanisms proposed in Gottlieb et al. (2022) (hereafter named “cocoon model”) and Metzger (2022) (hereafter “merger model”) for powering LFBOTs that could also host sites of particle acceleration. First, we consider a jet launched by the central engine and choked in the extended stellar envelope. Then, we focus on the interaction between the fast ejecta and the CSM.

2.1. Choked jet

Gottlieb et al. (2022) propose that LFBOTs arise from the collapse of massive stars that result in the formation of a central CO, possibly harboring a relativistic jet, as shown in the left panels of Fig. 1. If the jet were to successfully drill through the stellar envelope, it would break out and give rise to a gamma-ray bright signal. Nevertheless, no prompt emission has been detected in association with LFBOTs, suggesting that a successful jet could be disfavored (Margutti et al. 2019; Coppejans et al. 2020). The non detection of gamma-rays hints that an extended envelope, probably not fully H-depleted in order to explain the broad emission features observed in some LFBOT spectra [AT2018cow (Perley et al. 2019; Margutti et al. 2019) and CSS161010 (Coppejans et al. 2020)], may engulf the stellar core, extending up to $R_\star \simeq 10^{11}$ cm (Gottlieb et al. 2022). In this case, the jet could be choked, as displayed in the middle left panel of Fig. 1.

We consider a collapsing star that has not lost its H envelope completely and it is surrounded by an extended shell of radius $R_{\text{env}} \simeq 3 \times 10^{13}$ cm and mass $M_{\text{env}} \simeq 10^{-2} M_\odot$ (Senno et al. 2016). The modeling of the extended H envelope mass is inspired by partially stripped SNe (e.g. Gilkis & Arcavi 2022; Nakar 2015; Sobacchi et al. 2017). We fix the value of M_{env} to avoid to deal with several free parameters (see Sec. 3) and leave to future work the assessment of the dependence of the neutrino signal on the mass of the extended envelope. For the extended envelope we consider the following density profile (Nakar 2015):

$$\rho_{\text{env}}(R) = \rho_{\text{env},0} \left(\frac{R}{R_{\text{env}}} \right)^{-2}, \quad (1)$$

where $\rho_{\text{env},0} = M_{\text{env}} \left[\int^{R_{\text{env}}} dR 4\pi R^2 \rho_{\text{env}}(R) \right]^{-1}$ and R is the distance from the CO. We assume a fixed density profile for the extended envelope due to the lack of knowledge on its features; further investigations on the impact of this assumption on the neutrino signal is left to future work. Nevertheless, we expect that neutrino telescopes will not be sensitive to this dependence, see e.g. Xiao & Dai (2014). The jet is launched near the surface of the CO², with luminosity \tilde{L}_j , narrow opening angle θ_j .

While the jet pierces through the stellar envelope, two shocks develop: a reverse shock, propagating back to the core of the jet, and a forward shock, propagating into the external envelope. The region between the two shocks constitutes the jet head. Denoting with Γ the Lorentz factor of the un-shocked jet plasma (i.e., the bulk Lorentz factor of the jet) and with Γ_h the one of the jet head, the relative Lorentz factor is (He et al. 2018):

$$\Gamma_{\text{rel}} = \Gamma \Gamma_h (1 - \beta \beta_h), \quad (2)$$

where $\beta = \sqrt{1 - 1/\Gamma^2}$ and $\beta_h = \sqrt{1 - 1/\Gamma_h^2}$. For a non relativistic jet head: $\Gamma_h \simeq 1$, which implies $\Gamma_{\text{rel}} \simeq \Gamma$; this assumption is valid for the region of the parameter space of interest, as discussed in Sec. 3.

From the shock jump conditions, the energy density in the shocked envelope region and in the shocked jet plasma at the position of the jet head $\tilde{R}_h \equiv R_h$, respectively, are (Blandford & McKee 1976; Sari & Piran 1995):

$$e_{\text{sh,env}} = (4\Gamma_h + 3)(\Gamma_h - 1)\rho_{\text{env}}(R_h)c^2, \quad (3)$$

$$e_{\text{sh,j}} = (4\Gamma_{\text{rel}} + 3)(\Gamma_{\text{rel}} - 1)n'_j(R_h)m_p c^2. \quad (4)$$

Here $n'_j = 4\tilde{L}_j/(4\pi R^2 m_p c^3 \Gamma^2 \theta_j^2)$ is the comoving particle density of the un-shocked jet. Equating $e_{\text{sh,ext}} = e_{\text{sh,j}}$ and expanding around Γ_h for the non-relativistic case, we obtain the speed of the jet head:

$$v_h \simeq \left[\frac{4\tilde{L}_j}{(4\Gamma_h + 3)\pi c \rho_{\text{env}}(R_h) R_h^2 \theta_j^2} \right]^{1/2}. \quad (5)$$

Since the jet head is non relativistic, its position at the time t is $R_h \simeq v_h t/(1+z) = v_h \tilde{t}$, where z is the redshift of the source³. Plugging the last expression in Eq. 5 we obtain the position of the jet head at the end of the jet lifetime \tilde{t}_j ,

$$R_h \simeq \left[\frac{4\tilde{t}_j^2 \tilde{L}_j}{(4\Gamma_h + 3)\pi c \rho_{\text{env},0} R_{\text{env}}^2 \theta_j^2} \right]^{1/2}. \quad (6)$$

If $R_h < R_{\text{ext}}$, the jet is choked inside the stellar envelope.

² We rely on three different reference frames throughout this paper: the CO frame, the observer frame and the jet comoving frame. In order to distinguish among them, each quantity in each of these frames is denoted as \tilde{X} , X , X' , respectively.

³ In the literature a geometrical correction factor of 2 is often considered in the relations between the radius of the head and the time, see e.g. He et al. (2018); nevertheless, this does not affect our findings.

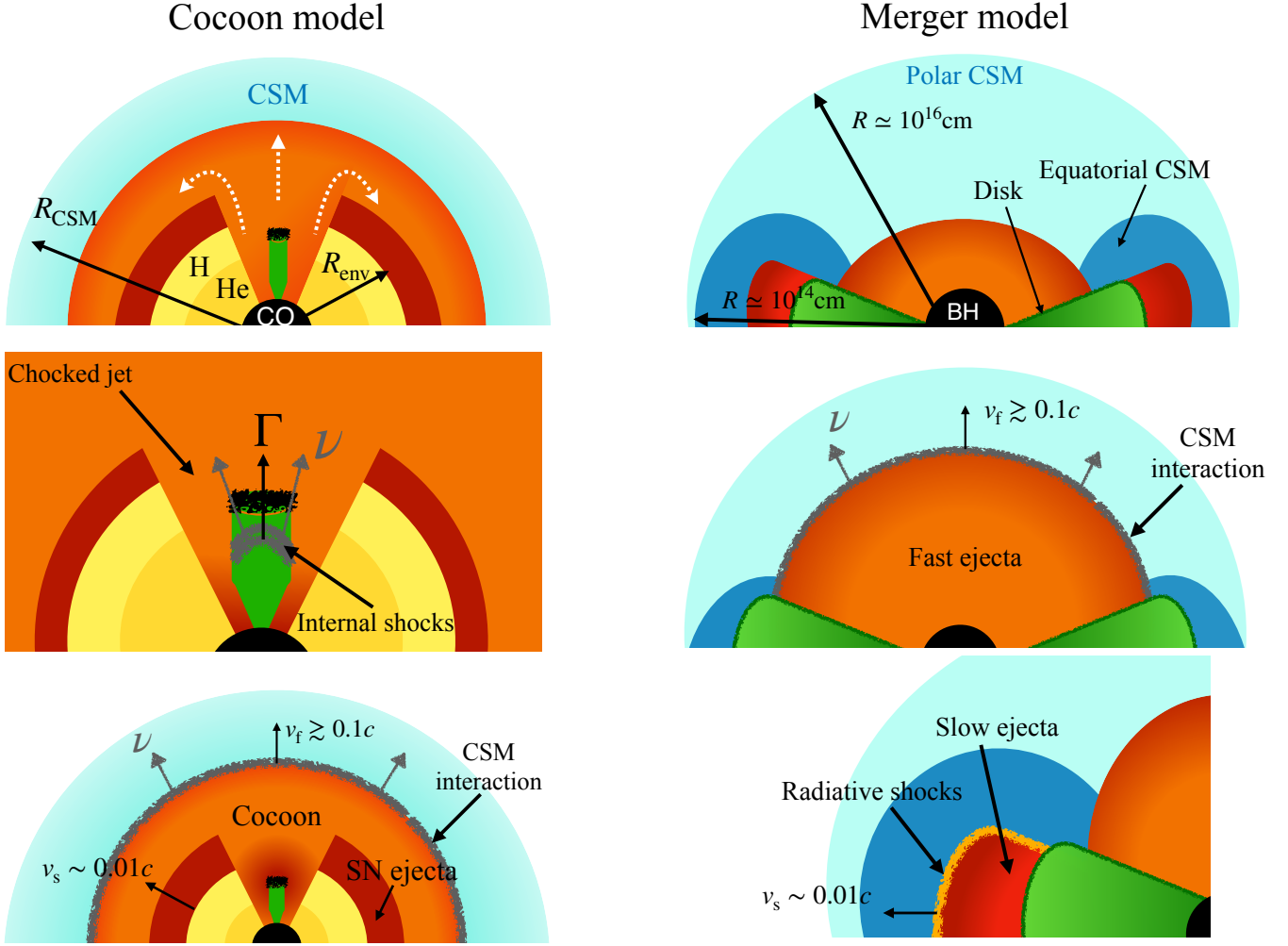


Figure 1. Cartoons of the cocoon model (left panels, [Gottlieb et al. \(2022\)](#)) and merger model (right panels, [Metzger \(2022\)](#)), not to scale. For the sake of simplicity, we show only the upper half section of the FBOT. *Top left panel:* A massive star collapses, forming a CO (black region). The CO is surrounded by helium (He) and H envelopes (regions with yellow hues). The progenitor core ($R_* \sim 10^{11}$ cm) is surrounded by an extended envelope (of radius R_{env}). *Middle left panel:* The jet (green) is launched near the surface of the CO and it is choked in the extended envelope. Internal shocks occur in the proximity of the jet head (gray), where neutrinos can be produced. *Bottom left panel:* The jet inflates the cocoon (orange region); the latter breaks out from the stellar surface and interacts with the CSM (aqua outer region). The fastest component of the cocoon moves with $v_f \gtrsim 0.1c$, while its slow component (red region; SN ejecta) propagates with $v_s \approx 0.01c$ in the equatorial direction. While the fast component of the cocoon propagates into the CSM, collisionless shocks take place (gray line surrounding the cocoon); here, neutrinos may be produced. Even though the geometry of the cocoon is not perfectly spherical, we assume spherical symmetry for the sake of simplicity in the analytical treatment of the problem; see main text. *Top right panel:* As a result of the Wolf-Rayet star-black hole merger, a black hole forms (BH; black), surrounded by an accretion disk (green region). The equatorial dense CSM (blue region) extends up to $\approx 10^{14}$ cm, while the polar (aqua region) CSM extends up to $\approx 10^{16}$ cm. *Middle right panel:* The disk emits a fast outflow (orange region) propagating in the polar direction with $v_f \approx 0.1c$ into the CSM. Here, collisionless shocks (gray line) occur and neutrino production takes place. *Bottom right panel:* The slow outflow (red shell) is emitted from the disk in the equatorial direction, and it propagates with $v_s \approx 0.01c$ into the dense equatorial CSM. Here, radiative shocks take place (orange line) and neutrino production is negligible with respect to the one from the polar outflow.

The jet consists of several shells moving with different velocities. This implies that internal shocks may take place in the jet at $R_{\text{IS}} \lesssim R_h$, when a fast shell catches up and merges with a slow shell. If $\Gamma_r \simeq (\Gamma_{\text{fast}}/\Gamma_{\text{merg}} + \Gamma_{\text{merg}}/\Gamma_{\text{fast}})/2$ is the relative Lorentz factor between the fast (moving with Γ_{fast}) and the merged shell (moving with Γ_{merg}) in the jet, efficient particle acceleration at the internal shock takes place only if (Murase & Ioka 2013)

$$n'_p \sigma_T R_{\text{IS}}/\Gamma \lesssim \min[\Gamma_r^2, 0.1 C^{-1} \Gamma_r^3], \quad (7)$$

where $C = 1 + 2\ln\Gamma_r^2$ is a constant taking into account pair production and $n'_p \simeq n'_j$ is the proton density of the unshocked jet material. If Eq. 7 is not satisfied, the internal shock is radiative and particle acceleration is not efficient (Murase & Ioka 2013). We assume that internal shocks approach the jet head, i.e. $R_{\text{IS}} \simeq R_h$ (He et al. 2018).

2.1.1. Photon energy distribution

Electrons can be accelerated at the reverse shock between the shocked and the un-shocked jet plasma. Then, they heat up and rapidly thermalize due to the high Thompson optical depth of the jet head

$$\tau_{T,h} = n_{e,\text{sh},j} \sigma_T \frac{R_h}{\Gamma_h} \gg 1, \quad (8)$$

where $n_{e,\text{sh},j} = (4\Gamma_h + 3)n'_j$ is the electron number density of the shocked jet plasma. Therefore, the electrons in the jet head lose all their energy ($\epsilon_e^{\text{RS}} e_{\text{sh},j}$) through thermal radiation, with $e_{\text{sh},j}$ defined as in Eq. 4 and ϵ_e^{RS} being the fraction of the energy density that goes into the electrons accelerated at the reverse shock. The temperature of the emitted thermal radiation, in the jet head comoving frame, is (Razzaque et al. 2005; Tamborra & Ando 2016)

$$k_B T_h \simeq \left(\frac{30 \hbar^3 c^2 \epsilon_e^{\text{RS}} \tilde{L}_j}{\pi^4 R_h^2 \theta_j^2} \right)^{1/4}, \quad (9)$$

with k_B being the Boltzmann constant. Thus, the head appears as a blackbody emitting at temperature $k_B T'_{\text{IS}} = \Gamma_{\text{rel}} k_B T_h$ in the comoving frame of the un-shocked jet. The density of thermal photons in the jet head is

$$n_{\gamma,h} = \frac{19\pi}{(hc)^3} (k_B T_h)^3. \quad (10)$$

As the internal shock approaches the head of the jet, a fraction $f_{\text{esc}} = 1/\tau_{T,h}$ of thermal photons escapes in the internal shock (Murase & Ioka 2013), where their number density is boosted by Γ_{rel} :

$$n'_{\gamma,\text{IS}} \simeq \Gamma_{\text{rel}} f_{\text{esc}} n_{\gamma,h}. \quad (11)$$

The resulting energy distribution of thermal photons in the un-shocked jet comoving frame is [in units of $\text{GeV}^{-1} \text{cm}^{-3}$]:

$$n'_\gamma(E'_\gamma) = \frac{d^2 N_\gamma}{dE'_\gamma dV'} = A'_{\gamma,j} \frac{E'_\gamma{}^{-2}}{e^{E'_\gamma/(k_B T'_{\text{IS}})} - 1}, \quad (12)$$

where $A'_{\gamma,j} = n'_{\gamma,\text{IS}} \left[\int_0^\infty dE'_\gamma n'_\gamma(E'_\gamma) \right]^{-1}$.

2.1.2. Proton energy distribution

Protons are accelerated to a power law distribution at the internal shock, even though the mechanism responsible for particle acceleration is still under debate (e.g. Sironi et al. (2013); Guo et al. (2014); Nalewajko et al. (2015); Petropoulou & Sironi (2018); Kilian et al. (2020)). The injected proton distribution in the jet comoving frame is [in units of $\text{GeV}^{-1} \text{cm}^{-3}$]

$$n'_p(E'_p) \equiv \frac{d^2 N'_p}{dE'_p dV'} = A'_p E'_p{}^{-k_p} \exp \left[- \left(\frac{E'_p}{E'_{p,\text{max}}} \right)^{\alpha_p} \right] \Theta(E'_p - E'_{p,\text{min}}), \quad (13)$$

where k_p is the proton spectral index, $\alpha_p = 1$ simulates an exponential cutoff (Malkov & Drury 2001), and Θ is the Heaviside function. The value of k_p is highly uncertain: it is estimated to be $k_p \simeq 2$ from non-relativistic shock diffusive acceleration theory (Matthews et al. 2020), while it is expected to be $k_p \simeq 2.2$ from Monte Carlo simulations of ultra-relativistic shocks (Sironi et al. 2013). In this work, we assume $k_p \simeq 2$. The normalization constant is $A'_p = \epsilon_p \epsilon_d e'_j \left[\int_{E'_{p,\text{min}}}^{E'_{p,\text{max}}} dE'_p E'_p n'_p(E'_p) \right]^{-1}$, where ϵ_d is the fraction of the comoving internal energy density of the jet $e'_j = 4\tilde{L}_j/(4\pi R_{\text{IS}}^2 c \Gamma^2 \theta_j^2)$ which is dissipated at the internal shock, while ϵ_p is the fraction of this energy that goes in accelerated protons.

The minimum energy of accelerated protons is $E'_{p,\text{min}} = \Gamma m_p c^2$, while $E'_{p,\text{max}}$ is the maximum energy up to which protons can be accelerated at the internal shock. The latter is fixed by the condition that the proton acceleration timescale $t'_{p,\text{acc}}{}^{-1}$ is smaller than the total cooling timescale $t'_{p,\text{cool}}{}^{-1}$. For details on the cooling timescales of protons, see Appendix A. At the internal shock, the fraction ϵ_B of the dissipated jet internal energy is given to the magnetic field: $B' = \sqrt{8\pi \epsilon_B \epsilon_d e'_j}$.

2.2. Interaction with the circumstellar medium

While the presence of a choked jet is uncertain because of the lack of electromagnetic evidence (Bietenholz et al. 2020), the existence of fast ejecta launched by the central engine and moving with $v_f \gtrsim 0.1c$ is supported by observations in the radio band⁴. The origin of the ejecta is still unclear and under debate. In the following, we discuss several viable mechanisms for the production of a fast outflow expanding outwards in the CSM.

- In the cocoon model presented in Gottlieb et al. (2022) (see left panels of Fig. 1), as the jet propagates in the stellar envelope (Sec. 2.1), a double-layered structure, the cocoon, forms around the jet, see e.g. Bromberg et al. (2011). The cocoon breaks out from the star and expands in the surrounding CSM (Gottlieb et al.

⁴ It is worth noticing that the speed for the ejecta is very similar to the one of core-collapse SNe. Nevertheless, LFBOTs have been observed with fast ejecta speeds up to $v_f \simeq 0.6c$, see e.g. Coppejans et al. (2020). This feature makes these transients different from core-collapse SNe.

2022). The interaction between the CSM and the cocoon is responsible for the observed radio signal. It is expected that the cocoon's ejecta are stratified in velocity, and the fastest component propagates with $v_f \gtrsim 0.1c$. Since we assume that the jet is choked in the extended stellar envelope and far from the stellar core, the fast component of the cocoon does not have any relativistic component moving with Lorentz factor $\Gamma_f \sim 3$ (Gottlieb et al. 2022). In addition to the fast ejecta, the outflow contains a slow component moving with $v_s \lesssim 0.01c$. This component might be the slow part of the SN ejecta accompanying the jet launching. Note that there might be a faster component of the SN ejecta, but the radio signal is probably dominated by the cocoon emission (Gottlieb et al. 2022).

- The merger model proposed in Metzger (2022) (see right panels of Fig. 1) invokes a Wolf-Rayet–black hole merger following a failed common envelope phase. This leads to a highly asymmetric CSM: a very dense region extends up to $R \simeq 10^{14}$ cm around the equator and a less dense component extends up to $R \simeq 10^{16}$ cm in the polar direction. The asymmetric CSM is clearly required by electromagnetic observations of AT2018cow (Margutti et al. 2019) and the energetics of the fastest ejecta of CSS161010 (Coppejans et al. 2020). An accretion disk forms as a result of the merger; slow ejecta in the equatorial direction move with $v_s \simeq 0.01c$, and the fast component in the polar plane has $v_f \simeq 0.1c$.

Other two models have been proposed in the literature with features similar to the ones of the scenarios described above for what concerns the neutrino production. Lyutikov (2022) suggests that LFBOTs arise from the accretion induced collapse of a binary white dwarf merger. In this case, neutrinos may be produced at the highly magnetized and highly relativistic wind termination shock, responsible for the observed radio emission. In this scenario, we expect a neutrino signal similar to the one of the cocoon model (from CSM interaction only), because of the similarity with the model parameters considered in Lyutikov (2022). Instead, Soker (2022) invokes a common envelope phase between a red supergiant and a CO. This mechanism shares common features with the one proposed in Gottlieb et al. (2022). Nevertheless, while the former predicts baryon loaded jets, the latter invokes relativistic jets. In Soker (2022), internal shocks cannot occur in the jet, since the velocities are not relativistic. As for the scenario of Metzger (2022), a common envelope phase, during which an asymmetric CSM forms, is proposed. The parameters obtained in the common envelope jet SN impostor scenario are similar to the cocoon model as for the total energy and mass of the ejecta, as well as for the CSM properties. Results similar to the ones of the cocoon model should hold for the common envelope jet SN impostor scenario, when taking into account CSM interaction. Hence, in the following we focus on the cocoon and merger models only.

Independently from its origin, the fast outflow propagates outwards in the surrounding CSM, giving rise to the observed radio spectrum. Observations suggest a certain degree of asymmetry in the LFBOTs outflows (Margutti et al. 2019; Coppejans et al. 2020; Yao et al. 2021). Nevertheless, for the sake of simplicity, we consider a spherically symmetric geometry both for the ejecta and the CSM. We parametrize the CSM with a wind profile

$$n_{p,\text{CSM}}(R) = \frac{\dot{M}}{4\pi m_p v_w R^2}, \quad (14)$$

where \dot{M} is the mass-loss rate of the star and v_w is the wind velocity. The CSM extends up to R_{CSM} and its mass is obtained by integrating Eq. 14 over the volume of the CSM shell, $dV_{\text{CSM}} = 4\pi R^2 dR$. Note however that radio observations of AT2018cow indicate a steeper density profile for the CSM, see e.g. A. J. & Chandra (2021). Here, we assume a standard wind profile for a general case.

As the outflow expands in the CSM, forward and reverse shocks form—propagating in the stellar wind and back to the ejecta in mass coordinates, respectively. Both the forward and reverse shocks contribute to neutrino production. On the basis of similarities with the SN scenario, the forward shock is expected to be the main dissipation site of the kinetic energy of the outflow (e.g., Ellison et al. 2007; Patnaude & Fesen 2009; Schure et al. 2010; Suzuki et al. 2020; Slane et al. 2014; Sato et al. 2018); hence, we focus on the forward shock only, which moves with speed $v_{\text{sh}} \simeq v_f$.

If the outflow expands in a dense CSM with optical depth τ_{CSM} , the forward shock is radiation mediated as long as $\tau_{\text{CSM}} \gg 1$ and particle acceleration is not efficient (Levinson & Bromberg 2008; Katz et al. 2011; Murase et al. 2011). Radiation escapes at the breakout radius R_{bo} , when the optical depth drops below v_{sh}/c . The breakout radius is obtained by solving the following equation:

$$\tau_{\text{CSM}} = \int_{R_{\text{bo}}}^{R_{\text{CSM}}} dr \sigma_T n_{p,\text{CSM}}(R) = \frac{c}{v_{\text{sh}}}. \quad (15)$$

Existing data suggest that the LFBOT ejecta were possibly slowly decelerating during the time of observations (e.g., Coppejans et al. 2020). Nevertheless, this behavior is not well probed and the treatment of deceleration of a mildly-relativistic blastwave is not straightforward (Coughlin 2019). Hereafter, we assume that the shock freely moves with constant speed v_{sh} up to the deceleration radius

$$R_{\text{dec}} = R_{\text{bo}} + \frac{M_{\text{ej}}}{4\pi m_p n_{p,\text{bo}} R_{\text{bo}}^2}, \quad (16)$$

where M_{ej} is the mass of the ejecta and $n_{p,\text{bo}} = n_{p,\text{CSM}}(R_{\text{bo}})$. At this radius, the ejecta have swept-up a mass comparable to M_{ej} from the CSM.

2.2.1. Proton energy distribution

Diffusive shock acceleration of the CSM protons occurs at $R \gtrsim R_{\text{bo}}$ and accelerated protons are assumed to have a

power-law energy distribution. For a wind-like CSM, the proton distribution reads [in units of $\text{GeV}^{-1} \text{cm}^{-3}$]

$$\tilde{n}_p(\tilde{E}_p) \equiv \frac{d^2 \tilde{N}_p}{d\tilde{E}_p d\tilde{V}} = \tilde{A}_p \tilde{E}_p^{-k_p} \Theta(\tilde{E}_p - \tilde{E}_{p,\min}) \Theta(\tilde{E}_{p,\max} - \tilde{E}_p); \quad (17)$$

as for the choked jet scenario, we fix the proton spectral index $k_p = 2$. Moreover, the minimum energy of protons is $\tilde{E}_{p,\min} = m_p c^2$, since these shocks are not relativistic. The maximum energy of shock-accelerated protons is fixed by the condition that the acceleration timescale is shorter than the total cooling timescale, i.e. $\tilde{\tau}_{\text{acc}}^{-1} \leq \tilde{\tau}_{\text{cool}}^{-1}$ (see Appendix A). Note that for CSM interaction there is no difference between the comoving frame of the shock and the CO frame, since the involved speeds are sub-relativistic. Hence, the primed quantities are equivalent to the twiddled ones.

$\tilde{A}_p = 9\epsilon_p n_{p,\text{CSM}}(R) m_p c^2 / [8 \ln(\tilde{E}_{p,\max}/\tilde{E}_{p,\min})] (v_{\text{sh}}/c)^2$ is the normalization constant. Here, ϵ_p is the fraction of the post-shock internal energy, $\tilde{e}_{\text{th}} = 9m_p c^2 (v_{\text{sh}}/c)^2 n_{p,\text{CSM}}(R)/8$, that goes in accelerated protons. The fraction ϵ_B of \tilde{e}_{th} is instead stored in the magnetic field generated at the forward shock: $\tilde{B} = \sqrt{9\pi\epsilon_B m_p c^2 (v_{\text{sh}}/c)^2 n_{p,\text{CSM}}(R)}$. We stress that the quantities introduced so far for CSM interaction evolve with the radius of the expanding outflow, and hence with time.

Electrons are expected to be accelerated together with protons at the forward shock and produce the synchrotron self-absorption spectrum observed in the radio band. The electron population responsible for the radio emission is still under debate (Ho et al. 2021; Margalit & Quataert 2021). Nevertheless, we verified that $p\gamma$ interactions are negligible for a wide range of parameters, consistently with the results reported in Murase et al. (2011); Fang et al. (2020). Hence, we do not introduce any photon distribution and neglect neutrino production through $p\gamma$ interactions in the context of CSM-ejecta interaction (see Sec. 4).

3. BENCHMARK LUMINOUS FAST BLUE OPTICAL TRANSIENTS: AT2018COW AND CSS161010

In this section, we provide an overview on the parameters characteristic of AT2018cow and CSS161010. We select these two transients as representative of the detected LFBOTs for two reasons. First, they are the closest ones ($d_L \simeq 60$ Mpc for AT2018cow and $d_L \simeq 150$ Mpc for CSS161010; d_L is the luminosity distance, defined as in Sec. 4.3); second, while these two LFBOTs share similar CSM densities, extension of the CSM, ejecta mass and kinetic energy as the population of LFBOTs, their fastest ejecta span the entire range of values inferred. AT2018cow showed $v_f \simeq 0.1\text{--}0.2c$ (Margutti et al. 2019; Ho et al. 2019; A. J. & Chandra 2021), while CSS161010 is the fastest LFBOT observed to date with $v_f \simeq 0.55c$ (Coppejans et al. 2020). We fix the speed of the fastest component of the outflow as measured from observations. The other characteristic parameters are still uncertain, hence we vary them within an uncertainty range. The parameters adopted for the choked jet (opening angle θ_j , Lorentz factor Γ , and lifetime \tilde{t}_j) are fixed on the basis of theoretical arguments as justified below. The typical

parameters adopted for the choked jet and for CSM interaction are summarized in Table 1.

As for the cocoon model harboring a choked jet, $\tilde{E}_j = \tilde{L}_j \tilde{t}_j$ corresponds to the energy injected by the central engine into the jet, whose opening angle is assumed to be $\theta_j = 0.2$ rad (e.g. Granot 2007; Kumar & Zhang 2014). Since the jet is choked, all of its energy is transferred to the cocoon, i.e. the cocoon breaks out with energy $\tilde{E}_{\text{ej}} \simeq \tilde{E}_j$; note that, in principle, we should consider that a fraction of the jet energy is dissipated at the internal shocks, nevertheless this fraction is small enough to be negligible [$\sim 10\%$ (Kobayashi et al. 1997)]. The kinetic energy \tilde{E}_k of the ejecta interacting with the CSM has been estimated from the radio data and it represents a lower limit on the total energy of the outflow, \tilde{E}_{ej} (see ‘‘CSM interaction, cocoon model’’ in Table 1). The upper limit on the total energy of the outflow is not directly inferred from observations, but estimations of its range of variability have been attempted. Thus, we vary the energy injected in the jet in the interval spanned by the lower and upper limits of the outflow energy, obtained by combining observations and theoretical assumptions. Once θ_j has been fixed, the dynamics of the jet only depends on the isotropic equivalent quantities; therefore, it is convenient to define the isotropic equivalent energy of the jet: $\tilde{E}_{0,j} = \tilde{E}_j / (\theta_j^2/4)$ (see ‘‘choked jet’’ in Table 1 and references therein).

The Lorentz factor of the jet is not measured. Hence, we rely on two extreme cases: $\Gamma = 10$ and 100 . This choice is due to the fact that numerical simulations and semi-analytical models suggest that the jet propagates in the stellar core with $\Gamma \simeq 1\text{--}10$ (Mizuta & Ioka 2013; Harrison et al. 2018). Nevertheless, when the jet pierces the stellar core at $R_\star \simeq 10^{11}$ cm and enters the extended envelope, it may be accelerated up to $\Gamma \lesssim 100$ because of the sudden drop in density (Meszaros & Rees 2001; Tan et al. 2001).

The jet lifetime is linked to the CO physics. The CO harboring relativistic jets can be either a black hole (Gottlieb et al. 2022; Quataert et al. 2019) or a millisecond magnetar (Metzger et al. 2011). If we assume that the central engine of LFBOTs is a magnetar with initial spin period P_i , magnetic field B_m and mass $M_m = 1.4M_\odot$ then the upper limit on the jet lifetime is set by the spin-down period (Ostriker & Gunn 1969):

$$\tilde{t}_{\text{sd}} = 2.0 \times 10^5 \text{ s} \left(\frac{P_i}{10^{-3} \text{ s}} \right)^2 \left(\frac{B_m}{10^{14} \text{ G}} \right)^2. \quad (18)$$

Following Fang et al. (2019), for $P_i = 10$ ms and $B_m = 10^{15}$ G, we obtain $\tilde{t}_j \lesssim \tilde{t}_{\text{sd}} = 2 \times 10^5$ s. If the CO is a black hole, the upper limit on the jet lifetime is set by the free-fall time of the stellar material (Kippenhahn et al. 1990):

$$\tilde{t}_{\text{ff}} \simeq 1.7 \times 10^7 \text{ s} \left(\frac{R_{\text{BH}}}{10^{13.5} \text{ cm}} \right)^{3/2} \left(\frac{M_{\text{BH}}}{M_\odot} \right)^{-1/2}, \quad (19)$$

where M_{BH} is the black hole mass and R_{BH} the distance from it. Since the nature of the CO powering LFBOTs as well as the presence of a jetted outflow are uncertain, we vary the jet lifetime in $\tilde{t}_j \in [10, 10^6]$ s. Note, however, that a short lifetime ($\tilde{t}_j < 10^3$ s) may require an amount of energy released

Table 1. Benchmark input parameters characteristic of AT2018cow and CSS161010 adopted in this work. Some parameters are inferred from observations, while others denote typical values derived on theoretical grounds or combining observations and theoretical arguments. The following references are quoted in the table: [1] Prentice et al. (2018), [2] Coppejans et al. (2020), [3] Perley et al. (2019), [4] Granot (2007), [5] Kumar & Zhang (2014), [6] A. J. & Chandra (2021), [7] Margutti et al. (2019), [8] Gottlieb et al. (2022), [9] Ostriker & Gunn (1969), [10] Mizuta & Ioka (2013), [11] Meszaros & Waxman (2001), [12] Tan et al. (2001), [13] Kobayashi et al. (1997), [14] Guetta et al. (2001), [15] Sironi & Spitkovsky (2011), [16] He et al. (2018), [17] Kippenhahn et al. (1990), [18] Ho et al. (2019), [19] Caprioli & Spitkovsky (2014), [20] Metzger (2022).

Parameter	Symbol	AT2018cow	CSS161010	References
Luminosity distance	d_L	60 Mpc	150 Mpc	[1, 2]
Declination	δ	22°	−8°	[2, 3]
choked jet				
Opening angle	θ_j	0.2	0.2	[4, 5, 6]
Isotropic energy	$\tilde{E}_{0,j}$ (erg)	10^{50} – 10^{52}	10^{50} – 10^{52}	[2, 7, 8]
Jet lifetime	\tilde{t}_j (s)	10 – 10^6	10 – 10^6	[9, 17]
Lorentz factor	Γ	10–100	10–100	[10, 11, 12]
Dissipation efficiency (IS)	ϵ_d	0.2	0.2	[13, 14]
Accelerated proton energy fraction (IS)	ϵ_p	0.1	0.1	[15]
Magnetic energy density fraction (IS)	ϵ_B	0.1	0.1	[15]
Accelerated electron energy fraction (RS)	ϵ_e^{RS}	0.1	0.1	[16]
CSM interaction, cocoon model				
Fast outflow velocity	v_f	0.2c	0.55c	[2, 6, 7, 18]
Ejecta energy	\tilde{E}_{ej} (erg)	4×10^{48} – 10^{51}	6×10^{49} – 10^{51}	[2, 7, 18]
Mass-loss rate	\dot{M} ($M_\odot \text{ yr}^{-1}$)	10^{-4} – 10^{-3}	10^{-4} – 10^{-3}	[2, 7, 18]
Ejecta mass	$M_{\text{ej}}(M_\odot)$	1×10^{-4} – 3×10^{-2}	2.2×10^{-4} – 4×10^{-3}	[2, 7, 18]
Wind velocity	v_w (km s^{-1})	1000	1000	[2, 7, 18]
CSM radius	R_{CSM} (cm)	1.7×10^{16}	3×10^{17}	[2, 18]
Accelerated proton energy fraction	ϵ_p	0.1	0.1	[19]
Magnetic energy density fraction	ϵ_B	0.01	0.01	[2, 6, 7, 18]
CSM interaction, merger model				
Fast outflow velocity	v_f	0.2c	0.55 c	[2, 6, 7, 18]
Ejecta energy	\tilde{E}_{ej} (erg)	4×10^{48} – 10^{51}	6×10^{49} – 10^{51}	[2, 7, 20]
Mass-loss rate	\dot{M} ($M_\odot \text{ yr}^{-1}$)	7×10^{-6} – 7×10^{-5}	7×10^{-6} – 7×10^{-5}	[2, 7, 20]
Ejecta mass	$M_{\text{ej}}(M_\odot)$	10^{-4} – 3×10^{-2}	2.2×10^{-4} – 4×10^{-3}	[2, 7, 20]
Wind velocity	v_w (km s^{-1})	10	10	[20]
CSM radius	R_{CSM} (cm)	3×10^{16}	3×10^{16}	[20]
Accelerated proton energy fraction	ϵ_p	0.1	0.1	[19]
Magnetic energy density fraction	ϵ_B	0.01	0.01	[2, 6, 7, 18]

by the CO larger than the sum of the observed radiated energy and the kinetic energy of the ejecta. This consideration arises when extrapolating the X-ray light-curve—likely associated with the CO powering LFBOTs (e.g. Margutti et al. 2019; Coppejans et al. 2020)—back to early times ($\tilde{t} \sim \tilde{t}_j$). Nevertheless, there is no robust signature that allows to confidently exclude shorter CO lifetimes. Hence, we choose to

span a wide range for \tilde{t}_j . Finally, the microphysical parameters ϵ_B , ϵ_p , and ϵ_e^{RS} are fixed to typical values of choked jets; see “choked jet” in Table 1 and references therein.

Note that the same energy \tilde{E}_j can be injected from the CO for different $(\tilde{L}_j, \tilde{t}_j)$ pairs. Since our main goal is to explore viable mechanisms for neutrino production in LFBOTs, not all $(\tilde{L}_j, \tilde{t}_j)$ pairs are allowed, as shown in Fig. 2. In fact, the

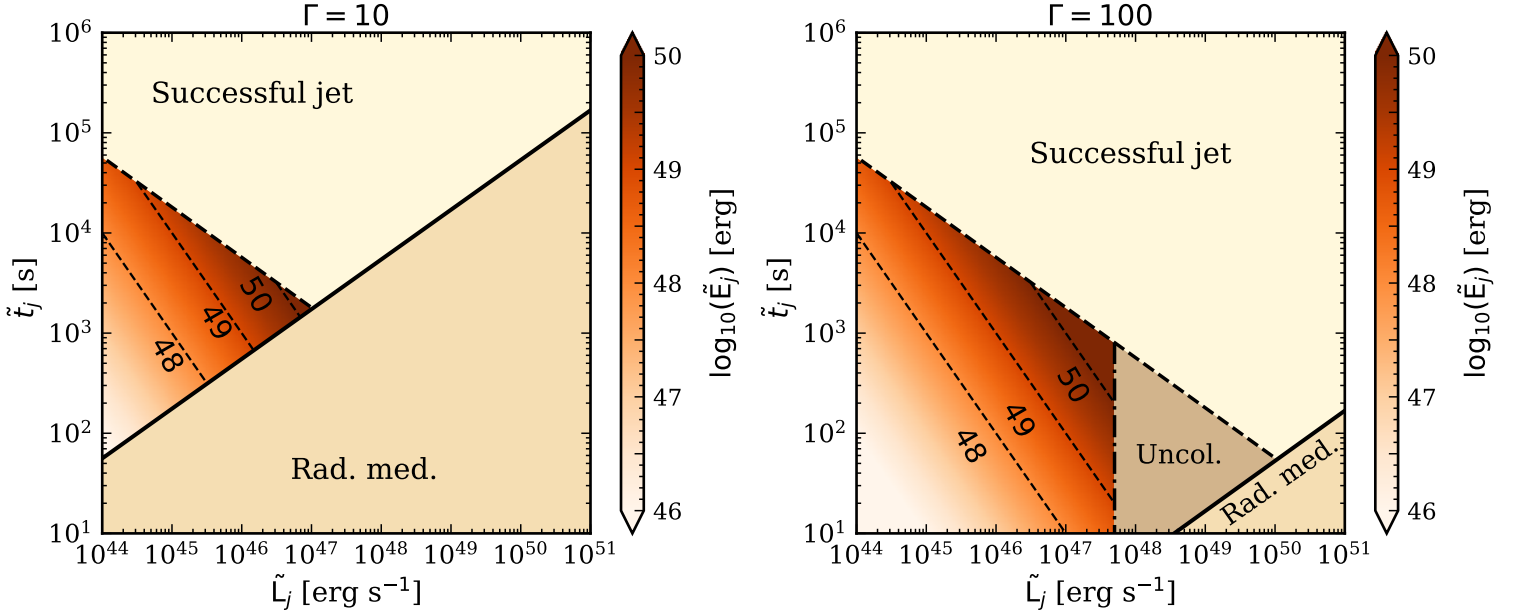


Figure 2. Contour plot of the energy injected in the jet by the central engine (\tilde{E}_j) in the plane spanned by \tilde{L}_j and \tilde{t}_j for $\Gamma = 10$ (left panel) and $\Gamma = 100$ (right panel). The light yellow region is excluded since it would give rise to a successful jet. The light-brown region in the right lower corner is excluded because the jet would be radiation mediated (“Rad. med.”; see Eq. 7). For $\Gamma = 100$, we exclude an additional region corresponding to an uncollimated jet (“Uncol.”; brown region in the right panel). In the allowed region of the parameter space, the black-dashed lines are meant to guide the eye and correspond to $\tilde{E}_j = 10^{48}, 10^{49}, 10^{50}$ erg.

(\tilde{L}_j, \tilde{t}_j) pairs that do not satisfy, simultaneously, the choked jet condition ($R_h < R_{\text{ext}}$, with R_h given by Eq. 6) as well as the acceleration constraint in Eq. 7 are excluded. Examples of the allowed (\tilde{L}_j, \tilde{t}_j) pairs are shown in Fig. 2 for $\Gamma = 10$ and 100. We also exclude the (\tilde{L}_j, \tilde{t}_j) pairs leading to an uncollimated jet in the extended envelope for the fixed θ_j , as suggested by numerical simulations and implied by observations (Gottlieb et al. 2022), see Bromberg et al. (2011); Xiao & Dai (2014) for details⁵. Uncollimated outflows are ruled out by energetic considerations, since they would require a total energy of the ejecta, $\tilde{E}_{\text{ej}} \approx 10^{53}$ erg, much larger than the one estimated for LFBOTs, i.e. $\tilde{E}_{\text{ej}} \approx 10^{50}-10^{51}$ erg (Coppejans et al. 2020; Ho et al. 2020, 2019). In Fig. 2, we consider isocontours of the isotropic energy \tilde{E}_j in the (\tilde{L}_j, \tilde{t}_j) parameter space. Note that, for $\Gamma = 10$, the region excluded from the collimation argument overlaps with the area already excluded; therefore, we do not show it explicitly.

Concerning CSM interaction occurring in the cocoon model, if v_f is the speed of the fastest component of the cocoon responsible for the observed radio emission and $E_k = \tilde{E}_k/(1+z)$ its kinetic energy, its mass M_{ej} can be obtained

through the following relation

$$v_{\text{ej}} = \sqrt{\frac{2E_k}{M_{\text{ej}}}}. \quad (20)$$

We then vary M_{ej} in the range corresponding to the upper and lower limits on the kinetic energy of the outflow. The former is obtained by assuming that all the energy of the ejecta is converted into kinetic energy, i.e. $\tilde{E}_k = \tilde{E}_{\text{ej}}$; the latter is constrained from observations. The range of variability of M_{ej} is shown in Table 1 for AT2018cow and CSS161010 (see under “CSM interaction, cocoon model”). The mass-loss rate \dot{M} spans the range hinted from radio data, while the CSM radius is fixed from the latest radio observations; see “CSM interaction, cocoon model” in Table 1 and references therein.

For the merger model, we fix the upper limit on the total energy of the ejecta at the theoretical value estimated by Metzger (2022). We instead vary the mass of the fast ejecta by using Eq. 20, following the argument reported above concerning the upper and lower limits on the kinetic energy. Finally, the mass-loss rate spans a range obtained from theoretical predictions of the model, while the extension of the CSM is fixed from theoretical estimations (Metzger 2022). All the aforementioned parameters and their variability ranges are listed in the section “CSM interaction, merger model” of Table 1.

⁵ We assume a density profile of the stellar core $\rho_{\text{star}}(R) = M_{\star}/(4\pi R_{\star})R^{-2}$, valid up to the He envelope; this profile follows Matzner & McKee (1999); Xiao & Dai (2014) for progenitors harboring choked jets. For the mass of the stellar core and its radius we use $M_{\star} = 4M_{\odot}$ and $R_{\star} = 6 \times 10^{11}$ cm, respectively, inspired by Gottlieb et al. (2022) that reproduces the lightcurve of AT2018cow.

4. NEUTRINO PRODUCTION

In this section, we summarize the viable mechanisms for neutrino production in LFBOTs. In particular, we discuss interactions between shock accelerated protons and target photons at the internal shocks ($p\gamma$ interactions) in the choked jet and interactions between shock-accelerated protons and a steady target of protons (pp interactions), taking place when the outflow expands in the CSM. In both cases, we present the procedure adopted to compute the high-energy neutrino flux at Earth.

4.1. Neutrino production via proton-photon interactions

Protons accelerated at the internal shocks interact with thermal photons escaping from the jet head and going back to the unshocked jet. Efficient $p\gamma$ interactions take place at the internal shock, mainly through the Δ^+ channel

$$p + \gamma \longrightarrow \Delta^+ \longrightarrow \begin{cases} n + \pi^+ & 1/3 \text{ of all cases} \\ p + \pi^0 & 2/3 \text{ of all cases} \end{cases}, \quad (21)$$

while we can safely neglect pp interactions at the internal shocks, since they are subleading (see Appendix A). The reaction channel in Eq. 21 is followed by the decay of neutral pions into photons: $\pi^0 \longrightarrow 2\gamma$. At the same time, neutrinos can be copiously produced in the decay chain $\pi^+ \longrightarrow \mu^+ + \nu_\mu$, followed by the muon decay $\mu^+ \longrightarrow \bar{\nu}_\mu + \nu_e + e^+$.

We rely on the photo-hadronic model presented in [Hummer et al. \(2010\)](#). Hence, given the injected energy distribution of protons [$n'_p(E'_p)$] and the distribution of target photons [$n'_\gamma(E'_\gamma)$], the rate of production of secondary particles l (with $l = \pi^\pm, \pi^0, K^+$) in the comoving frame of the unshocked jet is given by [in units of $\text{GeV}^{-1} \text{cm}^{-3} \text{s}^{-1}$]:

$$Q'_l(E'_l) = c \int_{E'_l}^{\infty} \frac{dE'_p}{E'_p} n'(E'_p) \int_{E_{\text{th}}/2\gamma_p}^{\infty} dE'_\gamma n'_\gamma(E'_\gamma) R(x, y), \quad (22)$$

where $x = E'_l/E'_p$ is the fraction of proton energy which is given to secondary particles, $y = \gamma'_p E'_l$ and $R(x, y)$ is the response function, which contains the physics of the interaction. The initial distributions of protons and photons are given by Eqs. 13 and 12, respectively.

Before decaying, each charged meson l undergoes energy losses, parametrized through the cooling time $t'_{l,\text{cool}}^{-1}$, see Appendix A. Therefore, the spectrum at the decay is

$$Q'^{\text{dec}}_l(E'_l) = Q'_l(E'_l) \left[1 - \exp\left(-\frac{t'_{l,\text{cool}} m_l}{E'_l \tau'_l}\right) \right], \quad (23)$$

where τ'_l is the lifetime of the meson l . The comoving neutrino spectrum from decayed mesons is [in units of $\text{GeV}^{-1} \text{cm}^{-3} \text{s}^{-1}$]:

$$Q'_{\nu_\alpha}(E'_\nu) = \int_{E'_\nu}^{\infty} \frac{dE'_l}{E'_l} Q'^{\text{dec}}_l(E'_l) F_{l \rightarrow \nu_\alpha}\left(\frac{E'_\nu}{E'_l}\right), \quad (24)$$

where $\alpha = e, \mu$ is the neutrino flavor at production and $F_{l \rightarrow \nu_\alpha}$ is provided in [Lipari et al. \(2007\)](#). We use $\nu_\alpha \equiv \nu_\alpha + \bar{\nu}_\alpha$, i.e. we do not distinguish between neutrinos and antineutrinos.

Magnetic fields in the internal shock are not large enough to efficiently cool kaons, that have a larger mass and a shorter lifetime compared to pions and muons. Therefore, they suffer less energy losses and do not contribute significantly to the neutrino spectrum, even though they may become important at high energies ([He et al. 2012](#); [Asano & Nagataki 2006](#); [Petropoulou et al. 2014](#); [Tamborra & Ando 2015](#)).

4.2. Neutrino production via proton-proton interactions

Similar to SNe, stellar outflows interacting with dense CSM can be neutrino factories ([Murase et al. 2011](#); [Pitik et al. 2022](#); [Petropoulou et al. 2017, 2016](#); [Katz et al. 2011](#); [Murase et al. 2014](#); [Cardillo et al. 2015](#); [Zirakashvili & Ptuskin 2016](#); [Murase et al. 2020](#); [Sarmah et al. 2022](#)), when protons accelerated at the forward shock between the ejecta and the CSM interact with the steady target protons of the CSM.

Given the population of injected shock-accelerated protons in Eq. 17, the proton distribution evolves as ([Sturmer et al. 1997](#); [Finke & Dermer 2012](#); [Petropoulou et al. 2016](#)):

$$\frac{\partial \tilde{N}_p(\tilde{\gamma}_p, R)}{\partial R} - \frac{\partial}{\partial \tilde{\gamma}_p} \left[\frac{\tilde{\gamma}_p}{R} \tilde{N}_p(\tilde{\gamma}_p, R) \right] + \frac{\tilde{N}_p(\tilde{\gamma}_p, R)}{\nu_{\text{sh}} \tilde{t}_{pp}(R)} = \tilde{Q}(\tilde{\gamma}_p), \quad (25)$$

where $\tilde{N}_p(\tilde{\gamma}_p, R)$ is the total number of protons with Lorentz factor between $\tilde{\gamma}_p$ and $\tilde{\gamma}_p + d\tilde{\gamma}_p$ contained in the shell of shocked material at radius R and $\tilde{Q}(\tilde{E}_p) = \pi R_{\text{bo}}^2 \tilde{n}(\tilde{E}_p/m_p c^2, R = R_{\text{bo}})/(m_p c^2)$ is the proton injection rate at the breakout radius [in units of cm^{-1}]. The second term on the left-hand side of Eq. 25 parametrizes adiabatic losses due to the expansion of the shocked shell, while the third term corresponds to pp collisions, treated as an escape term ([Sturmer et al. 1997](#)).

The neutrino production rates for neutrinos of flavor α , Q_{ν_α} are given by [in units of $\text{GeV}^{-1} \text{cm}^{-1}$] ([Kelner et al. 2006](#)):

$$\tilde{Q}_{\nu_\alpha}(\tilde{E}_\nu, R) = \frac{4n_{p,\text{CSM}}(R)m_p c^3}{\nu_{\text{sh}}} \int_0^1 dx \frac{\sigma_{pp}(\tilde{E}_\nu/x)}{x} \times \tilde{N}_p\left(\frac{\tilde{E}_\nu}{x m_p c^2}, R\right) F_{\nu_\alpha}(\tilde{E}_\nu, x), \quad (26)$$

where $x = \tilde{E}_\nu/\tilde{E}_p$ and the function F_{ν_α} is provided in [Kelner et al. \(2006\)](#). Note that Eq. 26 is only valid for $E_p > 0.1 \text{ TeV}$, which is the energy range we are interested in.

4.3. Neutrino flux at Earth

On their way to Earth, neutrinos undergo flavor conversion. The observed distribution for the flavor ν_α (with $\alpha = e, \mu, \tau$) is [$\text{GeV}^{-1} \text{cm}^{-2} \text{s}^{-1}$]

$$F_{\nu_\alpha}(E_\nu, z) = \mathcal{T} \frac{(1+z)^2}{4\pi d_L^2(z)} \sum_\beta P_{\nu_\beta \rightarrow \nu_\alpha}(E_\nu) Q'_{\nu_\beta}(E_\nu \mathcal{L}), \quad (27)$$

with $Q'_{\nu_\beta}(E_\nu \mathcal{L})$ being the neutrino production rate in the comoving jet ($p\gamma$ interactions) or in the center of explosion (pp interactions) frame, given by Eqs. 24 and 26, respectively.

The constant $\mathcal{T} = V'_{\text{iso}} = 4\pi R_{\text{IS}}^3 / (2\Gamma)$ represents the isotropic volume of the interaction region (Baerwald et al. 2012) in the choked jet scenario, while $\mathcal{T} = v_{\text{sh}}$ for CSM-ejecta interaction. Note that \mathcal{T} has different dimensions in the choked jet scenario compared to the CSM-ejecta interaction case, because of the different dimensionality of the corresponding neutrino injection rates, see Eqs. 24 and 26. Moreover, the Lorentz conversion factor is $\mathcal{L} = (1+z)/\Gamma$ for the choked jet and $\mathcal{L} = (1+z)$ for CSM interaction. The neutrino oscillation probability $P_{\nu_\beta \rightarrow \nu_\alpha} = P_{\bar{\nu}_\beta \rightarrow \bar{\nu}_\alpha}$ is given by (Anchordoqui et al. 2014; Farzan & Smirnov 2008):

$$P_{\nu_e \rightarrow \nu_\mu} = P_{\nu_\mu \rightarrow \nu_e} = P_{\nu_e \rightarrow \nu_\tau} = \frac{1}{4} \sin^2 2\theta_{12}, \quad (28)$$

$$P_{\nu_\mu \rightarrow \nu_\mu} = P_{\nu_\mu \rightarrow \nu_\tau} = \frac{1}{8} (4 - \sin^2 2\theta_{12}), \quad (29)$$

$$P_{\nu_e \rightarrow \nu_e} = 1 - \frac{1}{2} \sin^2 2\theta_{12}, \quad (30)$$

with $\theta_{12} \simeq 33.5^\circ$ (Zyla et al. 2020; Esteban et al. 2020). The luminosity distance in a standard flat Λ CDM cosmology is:

$$d_L(z) = (1+z) \frac{c}{H_0} \int_0^z \frac{dz'}{\sqrt{\Omega_\Lambda + \Omega_M(1+z')^3}}, \quad (31)$$

where we use $H_0 = 67.4 \text{ km s}^{-1} \text{ Mpc}^{-1}$, $\Omega_M = 0.315$, and $\Omega_\Lambda = 0.685$ (Aghanim et al. 2020; Zyla et al. 2020).

The neutrino fluence at Earth is

$$\Phi_{\nu_\alpha}(E_\nu) = \int_{t_i}^{t_f} dt F_{\nu_\alpha}(E_\nu, t), \quad (32)$$

where $F_{\nu_\alpha}(E_\nu, t)$ is given by Eq. 27, t_i and t_f are the onset and final times of neutrino production, respectively, measured by an observer at Earth. For the choked jet scenario, the integral in Eq. 32 is replaced by the product with the jet lifetime t_j . For CSM interaction, we fix the onset of our calculations $t_i \equiv t_{\text{bo}} = (1+z)R_{\text{bo}}/v_{\text{sh}}$ and follow the neutrino signal up to $t_f \equiv t_{\text{ext}} = (1+z)R_{\text{ext}}/v_{\text{sh}}$, where $R_{\text{ext}} = \min[R_{\text{CSM}}, R_{\text{dec}}]$. In the last expression, R_{dec} is given by Eq. 16. This choice is justified because efficient particle acceleration takes place for $R \gtrsim R_{\text{bo}}$ only; hence, no neutrinos can be produced before the breakout occurs. Second, for $R \gtrsim R_{\text{ext}}$ either the CSM ends and there are no longer target protons for pp interactions to occur, or the ejecta start to be decelerated and the neutrino signal quickly drops as $\propto v_{\text{sh}}^2$ (Petropoulou et al. 2016). Therefore, neutrino production is no longer efficient.

Both the cocoon model and the merger model predict the presence of slow ejecta, with $v_s \simeq 0.01c$. Nevertheless, the fast component of the ejecta in the cocoon model sweeps up the CSM around the star; therefore, when the slow component emerges, there are no longer target protons for efficient pp interactions to occur (in the assumption of spherical symmetry). As for the merger model, the slow outflow propagates into a highly dense and compact CSM. However, shocks in the equatorial region are radiative, and neutrinos should be produced with a maximum energy lower than the one of neutrinos produced in the fast outflow–CSM interaction (see e.g. Fang et al. (2020)). Furthermore, the equatorial

CSM has a smaller extension than the polar one, and the corresponding neutrino production would last for a shorter time. As a consequence, we consider the neutrino signal from the fast outflow only.

5. NEUTRINO SIGNAL FROM NEARBY SOURCES

In this section, we present our forecasts for the neutrino signal for the choked and CSM interaction models. We also discuss the number of neutrinos expected at the IceCube Neutrino Observatory as well as the detection perspectives at upcoming neutrino detectors, such as IceCube-Gen2.

5.1. Neutrino fluence

For the choked jet scenario (see Sec. 2.1), for fixed isotropic equivalent energy $\tilde{E}_{0,j}$, we consider an envelope containing the expected neutrino fluence for the allowed $(\tilde{L}_j, \tilde{t}_j)$ pairs. As for CSM interaction in the cocoon model, we fix $R_{\text{bo}} = R_{\text{env}} = 3 \times 10^{13} \text{ cm}$ up to R_{ext} . Indeed, in the hypothesis of an extended stellar envelope surrounding the core of the star, the CSM is already optically thin at the edge of the envelope and radiation can escape as soon as the cocoon breaks out. As already pointed out, in the merger model the breakout radius is calculated by using Eq. 15 and it does not occur too deep in the CSM, since the latter is not very dense.

Figure 3 shows the muon neutrino fluence expected from AT2018cow and CSS161010. The blue band corresponds to the neutrino fluence from the choked jet, while the orange and purple bands represent the neutrino signal from CSM interaction in the cocoon and merger models, respectively. Each band reflects the uncertainties on the model parameters discussed in Sec. 3 (see Table 1). Both for the cocoon and merger models, CSM interaction produce a smaller neutrino fluence than in the case of the choked jet model. Nevertheless, the merger model allows for a larger neutrino fluence compared to the cocoon one. This result is justified in the light of the larger CSM densities. Even though the stellar mass-loss rates are comparable, the wind speed is lower in the merger model than in the cocoon model (10 km s^{-1} and 1000 km s^{-1} , respectively; in the former model, it is generated by mass loss from the disk, while it is due to mass loss from the progenitor star prior to its explosion in the latter model). If a choked jet is harbored in LFBOTs, then it dominates the neutrino emission. The neutrino emission from the choked jet model is in qualitative agreement with Murase & Ioka (2013); He et al. (2018); Senno et al. (2016), which focused on forecasting the neutrino production in gamma-ray bursts instead. Our results concerning the neutrino signal from ejecta-CSM interaction are valid for every model invoking the emission of a fast outflow propagating outwards in the CSM. On the contrary, neutrino emission from the choked jet is model dependent. Recent numerical simulations show that efficient acceleration in jets can occur if the jet is weakly or mildly magnetized (Gottlieb & Globus 2021); if this should be the case for LFBOTs, a dedicated investigation of the neutrino production in this scenario would be required.

For comparison, in Fig. 3, we show the sensitivity of IceCube for point sources at the declination $\delta = 22^\circ$ (for

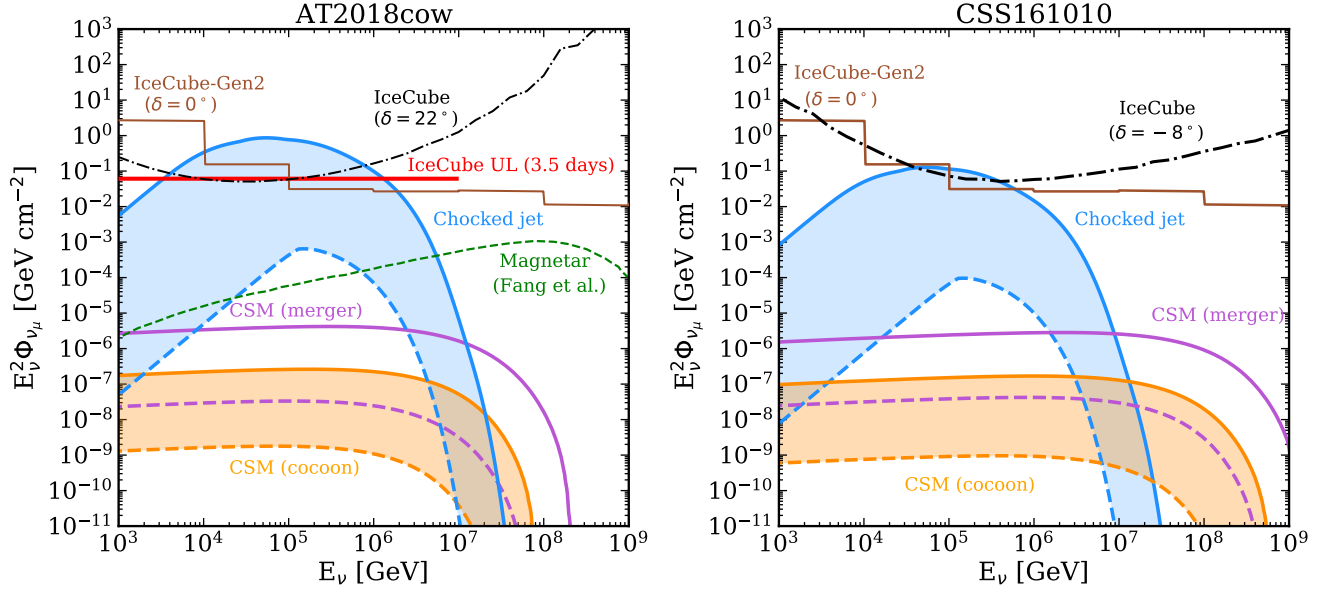


Figure 3. Muon neutrino fluence expected from AT2018cow (left panel, $z = 0.0141$, $\delta = 22^\circ$) and CSS161010 (right panel, $z = 0.034$, $\delta = -8^\circ$). The blue shaded region corresponds to the contribution to the neutrino signal from the choked jet, while the orange (purple) shaded region displays the signal from interaction between the CSM and the fast component of the outflow in the cocoon (merger) model. The continuous (dashed) lines are the upper (lower) limits on the neutrino fluence, corresponding to the ranges of parameter values listed in Table 1. For comparison, we show the results of Fang et al. (2019) (green dashed line), corresponding to the neutrino fluence in the event that a magnetar powers AT2018cow. The sensitivity of IceCube for point sources is plotted at a declination $\delta = 22^\circ$ and $\delta = -8^\circ$ (Aartsen et al. 2014) (black dot-dashed lines), as measured for AT2018cow and CSS161010, respectively. The sensitivity of IceCube-Gen2 to a point source at $\delta = 0^\circ$ is also shown (sienna line). The neutrino fluence from the choked jet harbored in LFBOTs is comparable with the sensitivities of IceCube and IceCube-Gen2. For AT2018cow, we show the upper limit set by IceCube on the time-integrated ν_μ fluence (IceCube UL, red line), corresponding to the observation of two neutrino events in coincidence with AT2018cow (Blaufuss 2018; Stein 2020).

AT2018cow) and $\delta = -8^\circ$ (for CSS161010) (Aartsen et al. 2014) and the projected sensitivity of IceCube-Gen2 for a point-like source at $\delta = 0^\circ$ (Aartsen et al. 2021). If a source similar to AT2018cow (or CSS161010) were to be observed in the future at this declination by IceCube-Gen2, the detection chances of neutrinos from the choked jet scenario would be comparable to the ones of IceCube. This is mainly due to the fact that the sensitivity of IceCube-Gen2 will be better than the one of IceCube in the PeV–EeV energy range but comparable at lower energies; the fluence from the choked jet peaks in the TeV–PeV range. As for the CSM interaction, the neutrino fluence lies well below the sensitivity curve of both IceCube and IceCube-Gen2.

Other neutrino detectors are planned to be operative in the future, such as GRAND 200k (Álvarez-Muñiz et al. 2020), RNO-G (Aguilar et al. 2021) and POEMMA (Olinto et al. 2021). These neutrino telescopes aim to probe ultra high energy neutrinos, but their sensitivity in the PeV–EeV energy range is worse than the one of IceCube-Gen2; therefore we do not show them in Fig. 3.

In Fig. 3, we plot the upper limit set by IceCube on the muon neutrino fluence for AT2018cow. This upper limit corresponds to the observation of two IceCube neutrino events in coincidence with AT2018cow at 1.8σ confidence level within a time window of 3.5 days after the optical discovery (Blaufuss 2018; Stein 2020). The envelope obtained for

AT2018cow overshoots this limit for $\tilde{E}_{0,j} \gtrsim 10^{52}$ erg. Interestingly, $\tilde{E}_{0,j} \gtrsim 10^{52}$ erg falls in the range inferred by electromagnetic observations, see Table 1. This finding intriguingly suggests that existing neutrino data can further restrict the allowed parameter space shown in Fig. 2 for AT2018cow, as displayed in Fig. 4. No neutrino search has been performed in the direction of CSS161010 instead. As discussed in Sec. 3, the CO of LFBOTs could be a magnetar. In this case, high-energy neutrinos could be produced in the proximity of the magnetar (Murase et al. 2009; Fang et al. 2014; Fang & Metzger 2017). Protons (or other heavier nuclei) may be accelerated in the magnetosphere and then interact with photons and baryons in the ejecta shell surrounding the CO. Both $p\gamma$ and pp interactions can efficiently produce neutrinos in the PeV–EeV energy band. The neutrino production from a millisecond magnetar has been investigated in Fang et al. (2020) for AT2018cow. We show the expected muon neutrino fluence at Earth obtained in Fang et al. (2020) in Fig. 3 for comparison with the other scenarios explored in this paper. For CSS161010, we expect a neutrino fluence qualitatively similar to the one considered for AT2018cow.

If a magnetar is the central engine of LFBOTs, its contribution to the neutrino fluence would be relevant in the PeV–EeV band, at energies higher than the typical ones for neutrino emission from the choked jet and CSM interaction. Note that the comparison between the fluence from the magnetar and

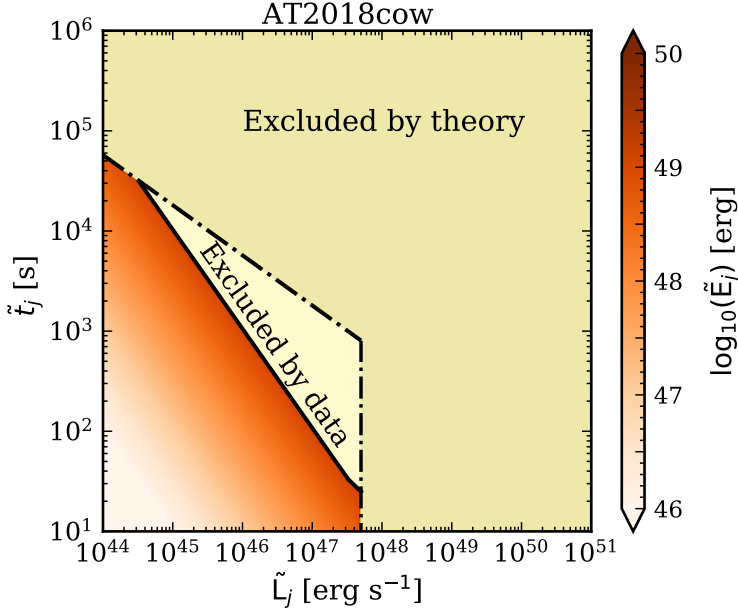


Figure 4. Contour plot of \tilde{E}_j in the parameter space spanned by $(\tilde{L}_j, \tilde{t}_j)$ for AT2018cow and $\Gamma = 100$. Part of the parameter space allowed in Fig. 2 is excluded by the IceCube neutrino data (light yellow region), since the correspondent neutrino emission would overshoot the upper limit set by IceCube on the time-integrated ν_μ flux from for AT2018cow (Blaufuss 2018; Stein 2020). Another portion of the parameter space (dark yellow region) is excluded by theoretical arguments, as already shown in Fig. 2. For $\Gamma = 10$, the region of the parameter space excluded by the IceCube data is smaller and overlaps with the one excluded by theory.

our results is consistent as for the energetics of the CO. Indeed, the set of parameters adopted by Fang et al. (2019) leads to $\tilde{E} \simeq 10^{50}-10^{51}$ erg injected by the magnetar in its spin-down time, $\tilde{t}_{\text{sd}} \simeq 8.4 \times 10^3 - 8.4 \times 10^4$ s. If a jet is launched by the magnetar, then these quantities correspond to its energy and its lifetime, consistently with the ranges we are exploring in our work.

The radio extension of IceCube-Gen2 (Aartsen et al. 2021), as well as the neutrino facilities GRAND200k (Álvarez-Muñiz et al. 2020), PO-EMMA (Olinto et al. 2021) and RNO-G (Aguilar et al. 2021) will be more sensitive than IceCube (Aartsen et al. 2021) for what concerns the emission of neutrinos in the magnetar scenario and they may detect neutrinos from sources similar to AT2018cow, occurring at a smaller distance.

5.2. Neutrino event rate

Given the muon neutrino fluence up to the time t , $\Phi_{\nu_\mu}(E_\nu, t)$, the cumulative number of muon neutrinos expected at IceCube up to the same time is

$$N_{\nu_\mu}(t) = \int_{E_{\nu,\min}}^{E_{\nu,\max}} dE_\nu \Phi_{\nu_\mu}(E_\nu, t) A_{\text{eff}}(E_\nu, \delta), \quad (33)$$

where $E_{\nu,\min} = 10^2$ GeV and $E_{\nu,\max} = 10^{10}$ GeV are the minimum and maximum neutrino energies, respectively, and $A_{\text{eff}}(E_\nu, \delta)$ is the effective area as a function of energy and for a fixed source declination δ (Abbasi et al. 2021b). The background of atmospheric muon neutrinos can be estimated following Razzaque & Yang (2015):

$$N_{\nu_\mu, \text{back}}(t) = \pi \Delta \delta^2 \int_{E_{\nu,\min}}^{E_{\nu,\max}} dE_\nu A_{\text{eff}}(E_\nu, \delta) \Phi_{\nu_\mu}^{\text{atm}}(E_\nu, \theta, t), \quad (34)$$

where $\Phi_{\nu_\mu}^{\text{atm}}(E_\nu, \theta, t)$ is the fluence of atmospheric neutrinos at the time t , from the zenith angle θ and $\Delta \delta \simeq 2.5^\circ$ is the width of the angular interval within which is defined the effective area $A_{\text{eff}}(E_\nu, \delta)$ of IceCube. For IceCube, the relation $\theta = 90^\circ + \delta$ holds (Aartsen et al. 2017). We compute the atmospheric background by using the model presented in Stankev (2010); Gaisser & Honda (2002); Gaisser (2019).

We show the cumulative number of neutrinos from the choked jet scenario and CSM interaction (both for the cocoon and merger models) as functions of time both for AT2018cow and CSS161010 in Fig. 5. Note that for AT2018cow, the upper limit of the choked jet scenario is calculated by assuming $\tilde{E}_{0,j} = 10^{51}$ erg, in agreement with the allowed region of the parameter space shown in Fig. 4. The upper and lower limits for the cumulative number of neutrinos in the CSM interaction models for AT2018cow and for all the scenarios considered for CSS161010 are the same as the ones in Table 1. The thick lines denote the duration of the signal, which can last up to a few months for CSM interaction. As for the choked jet, the neutrino rate is expected to be constant during the jet lifetime, in the simple approximation that N internal shocks occur in the jet during this period and each of them produces the same neutrino signal. Hence, the cumulative neutrino rate from the choked jet grows linearly with time up to the jet lifetime. For CSM interaction, the number of neutrinos rapidly increases after the breakout and then reaches a plateau since the proton injection is balanced by pp energy losses. The atmospheric background neutrinos increase linearly with time. The background is expected to dominate over the signal from CSM interaction, both for the cocoon and merger models; on the contrary, the background becomes comparable to the choked jet signal at times larger than the jet lifetime.

5.3. Detection prospects for AT2018cow and CSS161010

The neutrino signal from LFBOTs overlaps in energy with the atmospheric neutrino background. In order to gauge the possibility of discriminating the LFBOT signal from the one of atmospheric neutrinos, we compare the total number of muon neutrinos of astrophysical origin $N_{\nu_\mu, \text{astro}}$ with the total number of background atmospheric neutrinos $N_{\nu_\mu, \text{back}}$. The former is given by the sum between contributions from the choked jet and CSM interaction in the cocoon model and by CSM interaction only in the merger model. Each contribution is computed by relying on Eq. 33 and integrating over the duration of the neutrino production, defined for each case in Sec. 4.3. The latter is obtained through Eq. 34, during the duration of neutrino production for each model.

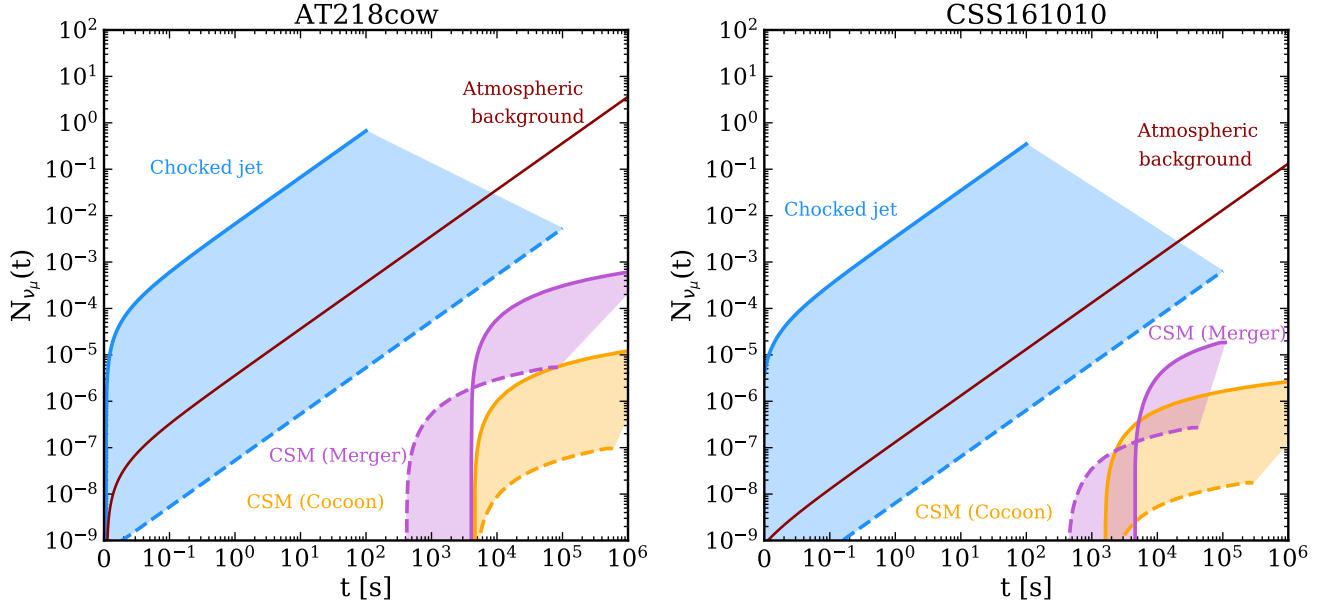


Figure 5. Cumulative number of muon neutrinos for AT2018cow (left panel) and CSS161010 (right panel) expected at the IceCube Neutrino Observatory; see Table 1. The blue shaded region corresponds to the contribution from the choked jet; the orange (purple) shaded region corresponds to neutrinos from CSM interaction in the cocoon (merger) model. The rate of neutrinos from the choked jet is expected to be constant in the approximation that N internal shocks occur in the jet during its lifetime and that each of them produces the same neutrino signal. Therefore, the neutrino signal grows linearly with time up to the end of the jet lifetime. For CSM interaction, the number of neutrinos rapidly increases and settles to a constant value since the proton injection is balanced by pp energy losses. The upper and lower limits of each band correspond to the same uncertainty ranges in Table 1 and Fig. 3, except for the upper limit for the choked jet scenario in AT2018cow for which we take $\tilde{E}_{0,j} = 10^{51}$ erg, consistently with the IceCube constraints—see Fig. 4. The brown line shows the cumulative number of atmospheric neutrinos (which constitutes a background for the detection of astrophysical neutrinos), which increases linearly with time.

Below 100 TeV, the astrophysical neutrino events need to be carefully discriminated against the atmospheric ones. Hence, we consider two scenarios: a conservative energy cut-off in Eq. 33, $E_{v,\min} = 100$ TeV (corresponding to the case when atmospheric neutrino events cannot be distinguished from the astrophysical ones below 100 TeV) and a low energy cutoff, $E_{v,\min} = 100$ GeV (representative of the instance of full discrimination of the events of astrophysical origin).

Our results are summarized in Table 2. The number of astrophysical neutrinos expected in the cocoon model is larger than the number of atmospheric neutrinos, both for AT2018cow and CSS161010, when the energy cutoff $E_{v,\min} = 100$ TeV is adopted. Hence, the detection chances of astrophysical neutrinos above 100 TeV may be promising. The number of astrophysical neutrinos may instead be smaller than or comparable to the atmospheric background for the merger model, therefore, the background signal cannot be fully discriminated; this is especially evident for $E_{v,\min} = 100$ GeV.

In the event of detection of one or a few neutrino events from LFBOTs and depending on the number of undetected sources from the LFBOT population, the actual neutrino flux could be smaller than the one estimated by relying on the detected events. For this reason, we need to correct for the Eddington bias on neutrino observations (Strotjohann et al. 2019). Assuming that the local rate of LFBOTs is $\sim 0.4\%$

of the core-collapse SN rate (Coppejans et al. 2020), we consider an effective density integrated over the cosmic history of LFBOTs of $\mathcal{O}(10^4) \text{ Mpc}^{-3}$. From Fig. 2 of Strotjohann et al. (2019), we find that the number of expected events in Table 2 could be compatible with the observation of 1–3 neutrino events both from AT2018cow and CSS161010.

The IceCube Neutrino Observatory reported the detection of two track-like neutrino events in the direction of AT2018cow compatible with the expected number of atmospheric neutrino events (Blaufuss 2018). Our findings hint that the observation of two neutrino events may also be compatible with the expected number of neutrinos of astrophysical origin. A dedicated neutrino search in the direction of CSS161010, during the time when the transient was electromagnetically bright, would be desirable.

5.4. Future detection prospects

The rate of LFBOTs and its redshift dependence are still very uncertain. In order to forecast the detection prospects in neutrinos for upcoming LFBOTs, we consider an LFBOT with properties similar to the ones of AT2018cow (see Table 1). Figure 6 shows the total number of neutrinos expected at the IceCube Neutrino Observatory in the choked jet scenario and for CSM interaction (both in the cocoon and merger models) as functions of the luminosity distance of the AT2018cow-like source; of course, similar conclusions

Table 2. Total number of astrophysical neutrinos ($N_{\nu_{\mu},\text{astro}}$) and atmospheric neutrinos ($N_{\nu_{\mu},\text{back}}$) in the cocoon (including choked jet and CSM interaction) and merger models, for $E_{\nu,\text{min}} = 100$ TeV. The correspondent neutrino numbers obtained by adopting $E_{\nu,\text{min}} = 100$ GeV are displayed in parenthesis. The range of variability corresponds to the upper and lower limits shown in Fig. 5.

$N_{\nu_{\mu}}$	AT2018cow	CSS161010
Cocoon model		
$N_{\nu_{\mu},\text{astro}}$	$3 \times 10^{-3} - 0.15$ ($7 \times 10^{-3} - 0.67$)	$3 \times 10^{-4} - 0.23$ ($4 \times 10^{-4} - 0.35$)
$N_{\nu_{\mu},\text{back}}$	$9 \times 10^{-4} - 3 \times 10^{-3}$ ($2.23 - 9.71$)	$5 \times 10^{-4} - 1.4 \times 10^{-2}$ ($2.6 \times 10^{-2} - 0.64$)
Merger model		
$N_{\nu_{\mu},\text{astro}}$	$1.5 \times 10^{-6} - 2.1 \times 10^{-4}$ ($1.5 \times 10^{-6} - 2 \times 10^{-4}$)	$6.5 \times 10^{-7} - 4.5 \times 10^{-5}$ ($8 \times 10^{-7} - 5 \times 10^{-5}$)
$N_{\nu_{\mu},\text{back}}$	$1 \times 10^{-4} - 3 \times 10^{-3}$ ($0.32 - 8$)	$8 \times 10^{-5} - 2 \times 10^{-3}$ ($3.7 \times 10^{-3} - 9.2 \times 10^{-2}$)

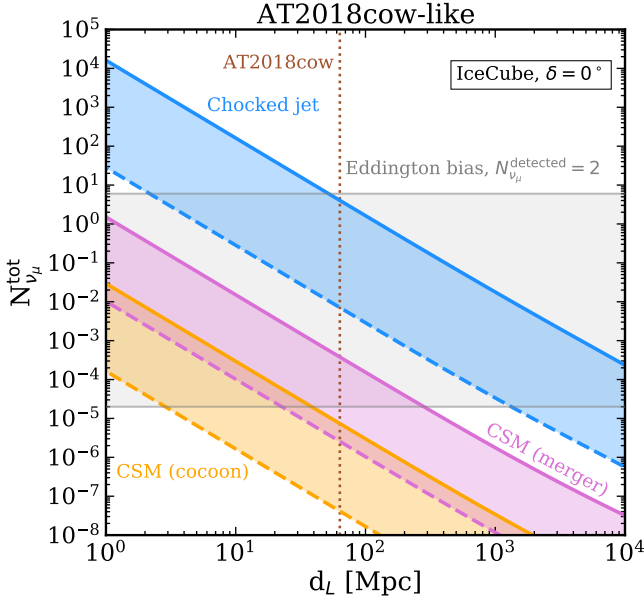


Figure 6. Total number of muon neutrinos expected at the IceCube Neutrino Observatory as a function of the luminosity distance for an AT2018cow-like source from the choked jet (blue shaded region) and CSM interaction in the cocoon and merger models (orange and purple shaded regions, respectively). The bands are obtained by adopting the parameter uncertainty ranges listed in Table 1 for AT2018cow. The source is placed at $\delta = 0^\circ$. The brown vertical line marks the distance of AT2018cow to guide the eye. The number of neutrinos decreases as a function of the luminosity distance, as expected. The grey band takes into account the Eddington bias (Strotjohann et al. 2019) and indicates the range of expected muon neutrinos compatible with the detection of 2 neutrino events. The number of neutrinos produced in the choked jet may be compatible with the detection of at least two neutrino events for a source at $d_L \lesssim 10^4$ Mpc; the number of neutrinos produced by CSM interaction may be compatible with the observation of two neutrinos for a source at $d_L \lesssim 50$ Mpc ($d_L \lesssim 300$ Mpc) for the cocoon model (merger model).

would hold for a FBOT resembling the CSS161010 source, see Figs. 3 and 5. We assume the upper and lower limits for AT2018cow listed in Table 1, since the neutrino constraints shown in Fig. 4 do not hold for this source. We assume that the source is at $\delta = 0^\circ$, in order to guarantee the maximal effective area at IceCube (Abbasi et al. 2021b), and perform the integral in Eq. 33 between the initial (t_i) and final (t_f) times of neutrino production as described in Sec. 4.3. Furthermore, we adopt the conservative lower energy cutoff $E_{\nu,\text{min}} = 100$ TeV, in order to better discriminate neutrinos of astrophysical origin from atmospheric background neutrinos.

Following the discussion on the Eddington bias (Strotjohann et al. 2019) in Sec. 5.3, in Fig. 6 we show a band corresponding to the compatibility of $N_{\nu_{\mu}}^{\text{tot}}$ from our AT2018cow-like source with the detection of 2 neutrino events. The number of neutrinos produced in the choked jet scenario may be compatible with the observation of at least two neutrinos for an AT2018cow-like source located at $d_L \lesssim 10^4$ Mpc. The number of neutrinos produced via CSM interaction for the same source may be compatible with the observation of two neutrinos up to $d_L \lesssim 50$ Mpc ($d_L \lesssim 300$ Mpc) for the cocoon model (merger model). We expect comparable or better detection chances for IceCube-Gen2 (see Fig. 3). We stress that a detailed statistical analysis may provide improved detection prospects; however this is outside of the scope of this work. Nevertheless, our results are an intriguing guideline for upcoming follow-up neutrino searches of LFBOTs.

6. DIFFUSE NEUTRINO EMISSION

Despite the growing number of neutrino events routinely detected at IceCube, the origin of the observed diffuse neutrino background is still unknown. Several source classes have been proposed as major contributors to the observed diffuse flux, such as gamma-ray bursts, cluster of galaxies, star-forming galaxies, tidal disruption events, and SNe (Mészáros 2017a; Ahlers & Halzen 2018; Vitagliano et al. 2020; Mészáros 2017b; Pitik et al. 2021; Murase 2017; Waxman 2017; Tamborra et al. 2014; Zandanel et al. 2015; Wang & Liu 2016; Dai & Fang 2017; Senno et al. 2017; Lunardini & Winter 2016; Sarmah et al. 2022). As discussed in Sec. 5, LFBOTs have favorable detection chances in neu-

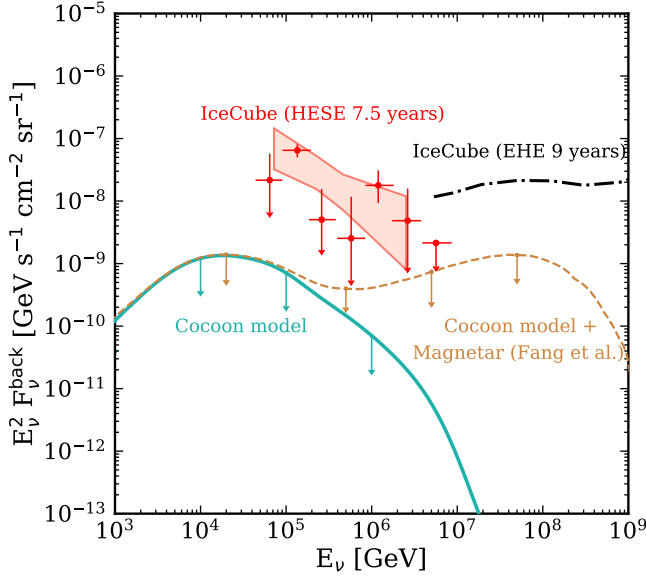


Figure 7. Upper limit on the all-flavor diffuse neutrino flux from LFBOTs obtained by including the contribution from a choked jet and CSM interaction (cocoon model; seagreen solid line) as a function of the neutrino energy. We show the cocoon model only, since it includes both the choked jet and CSM interaction; the merger model would give rise to a diffuse flux lying well below the seagreen line. For comparison, the upper limit obtained including both the cocoon model and the contribution from the magnetar (taken from Fang et al. (2019)) is also shown (light-brown dashed line). The pink band corresponds to the fit to the 7.5 year IceCube high energy starting events (HESE), plotted as red datapoints (Abbasi et al. 2021c). The black dot-dashed line corresponds to the 9 year extreme-high-energy (EHE) 90% upper limit set by the IceCube Neutrino Observatory (Aartsen et al. 2018b). The diffuse neutrino background from LFBOTs lies below IceCube data.

trinos, hence we now explore the contribution of LFBOTs to the diffuse neutrino background.

The diffuse neutrino background is

$$F_\nu^{\text{back}} = \frac{c}{4\pi H_0} \int_0^{z_{\text{max}}} dz \frac{f_b R_{\text{SFR}}(z)}{\sqrt{\Omega_M(1+z)^3 + \Omega_\Lambda}} \phi_\nu(E'_\nu), \quad (35)$$

where $z_{\text{max}} = 8$, $\phi_\nu(E'_\nu)$ is the differential neutrino number from a single burst (in units of GeV^{-1} ; defined multiplying Eq. 32 by the luminosity distance), $E'_\nu = E_\nu(1+z)/\Gamma$ (where $\Gamma = 1$ for CSM interaction). The beaming factor is given by $f_b = \Omega/4\pi \simeq \theta_j^2/2$ for the choked jet, while $f_b = 1$ for CSM interaction. The factor takes into account the beaming of the jet within an opening angle θ_j . The beaming is not relevant in pp interactions, since they originate from the cocoon (or the polar fast outflow) whose opening angle is wider than the one of the jet (Gottlieb et al. 2022). Therefore, the geometry of the outflow can be assumed to be spherical.

So far, the luminosity function for LFBOTs is not available because only a few transients have been identified as belonging to this emerging class. Thus, we fix the isotropic equiv-

alent energy of the choked jet $\tilde{E}_{0,j} = 10^{51}$ erg, its Lorentz factor $\Gamma = 100$, and assume that it is representative of the whole population. For computing the contribution to the diffuse neutrino background from CSM interaction, we assume $M_{\text{ej}} = 10^{-2} M_\odot$, $\dot{M} = 10^{-3} M_\odot \text{ yr}^{-1}$, $v_w = 1000 \text{ km s}^{-1}$, and $v_{\text{sh}} = 0.3c$ as representative values.

We assume that the redshift evolution of LFBOTs follows the star formation rate, $R_{\text{SFR}}(z)$ (Yuksel et al. 2008):

$$R_{\text{SFR}}(z) = R_{\text{FBOT}}(z=0) \left[(1+z)^{-34} + \left(\frac{1+z}{5000} \right)^{-3} + \left(\frac{1+z}{9} \right)^{-35} \right] \quad (36)$$

where the local rate of LFBOTs is assumed to be $R_{\text{FBOT}}(z=0) \lesssim 300 \text{ Gpc}^{-3} \text{ yr}^{-1}$ (Coppejans et al. 2020; Ho et al. 2021).

Figure 7 shows the upper limit to the diffuse neutrino background resulting from the choked jet and CSM interaction (cocoon model; seagreen solid line). For comparison, we also show the upper limit on the total diffuse emission when we include the contribution from a millisecond magnetar, i.e. when we sum up the diffuse emission from choked jet, CSM interaction and the magnetar itself (light-brown dashed line). The diffuse emission from the magnetar only has been taken from Fang et al. (2019) and it has been rescaled to the local rate assumed in this paper, referred to the subclass of LFBOTs. Note that here we consider the cocoon model only, since it includes both a choked jet and CSM interaction and thus it would lead to the most optimistic estimation of the expected neutrino background. If the merger model is adopted, the resulting diffuse neutrino background is flat at low energies, with an energy cutoff around 10^7 GeV ; hence, the merger model would give rise to a diffuse emission below the seagreen line in Fig. 7 and consistent with the upper limit we are showing.

We compare our results with the flux constraints from the 7.5 year high-energy starting event data set (HESE 7.5yr) (Abbasi et al. 2021c) and the 9 year extreme-high-energy (EHE) 90% upper limit set by the IceCube Neutrino Observatory (Aartsen et al. 2018b) in Fig. 7. Our results suggest that LFBOTs do not constitute the bulk of the diffuse neutrino flux detected by the IceCube Neutrino Observatory. Nevertheless, typical energies of these objects might be larger than the ones assumed in this work, resulting in a larger diffuse neutrino emission.

7. CONCLUSIONS

Despite the growing number of observations of LFBOTs, their nature remains elusive. Multi-messenger observations could be crucial to gain insight on the source engine.

In this paper, we consider the scenarios proposed in Gottlieb et al. (2022) (cocoon model) and Metzger (2022) (merger model) for powering LFBOTs and aiming to fit multi-wavelength electromagnetic observations and mounting evidence for asymmetric LFBOT outflows. Within the cocoon model, neutrinos could be produced in the jet choked within the extended envelope of the collapsing massive star. The jet contributes to inflate the cocoon, the latter breaks out of the stellar envelope and interacts with the CSM; neutri-

nos could also be produced at the collisionless shocks occurring at the interface between the cocoon and the CSM. In the merger model, a black hole surrounded by an accretion disk forms as a result of the merger of a Wolf-Rayet star with a black hole. The disk outflow in the polar region propagates in the CSM, possibly giving rise to neutrino production.

By using model parameters inferred from the electromagnetic observations of two among the most studied LFBOTs, AT2018cow and CSS161010, we find that neutrinos with energies up to $O(10^9)$ GeV could be produced in the cocoon and merger models. In particular, the upper limit on the neutrino emission set by the IceCube Neutrino Telescope on AT2018cow (Blaufuss 2018) already allows to exclude a region of the FBOT parameter space, otherwise compatible with electromagnetic observations.

We find that the neutrino emission from LFBOTs does not account for the bulk of the diffuse neutrino background observed by IceCube. Nevertheless, the neutrino fluence from a single LFBOT is especially large in the choked jet scenario and is comparable to the sensitivity of the IceCube Neutrino Observatory and IceCube-Gen2, while it is below the IceCube sensitivity for the CSM interaction cases.

By taking into account the Eddington bias on the observation of cosmic neutrinos, we conclude that the two track-like events observed by IceCube in coincidence with AT2018cow

may have been of astrophysical origin (similar conclusions would hold for CSS161010). In the light of these findings, a search for neutrino events in coincidence with the other known LFBOTs should be carried out. We expect likely neutrino detections for FBOTs occurring up to 10^4 Mpc if a choked jet is harbored, and up to 50 Mpc (300 Mpc) for CSM interaction in the cocoon (merger) model.

In conclusions, the detection of neutrinos from LFBOTs with existing and upcoming neutrino telescopes will be crucial to probe the mechanism powering FBOTs. As the number of detected LFBOTs increases, neutrino searches have the potential to provide complementary information on the physics of these emergent transient class and their rate.

ACKNOWLEDGMENTS

We thank Erik Blaufuss for useful discussions as well as Ore Gottlieb and Brian Metzger for insightful comments on the manuscript. This project has received funding from the Villum Foundation (Project No. 37358), the Carlsberg Foundation (CF18-0183), the Deutsche Forschungsgemeinschaft through Sonderforschungsbereich SFB 1258 “Neutrinos and Dark Matter in Astro- and Particle Physics” (NDM), and the National Science Foundation under Award Nos. AST-1909796 and AST-1944985.

APPENDIX

A. PROTON AND MESON COOLING TIMES

For the choked jet case the acceleration time scale of protons is

$$t'_{\text{acc}}{}^{-1} = \frac{ceB'}{\xi E'_p}, \quad (\text{A1})$$

where $e = \sqrt{\hbar\alpha c}$ is the electric charge with $\alpha = 1/137$ being the fine structure constant and \hbar is the reduced Planck constant. ξ defines the number of gyroradii needed for accelerating protons, and we assume $\xi = 10$ (Gao et al. 2012). Finally, B' is the magnetic field generated at the internal shock, see main text.

For CSM interaction, the acceleration timescale is obtained in the Bohm limit (Protheroe & Clay 2004)

$$t'_{\text{acc}}{}^{-1} \simeq \frac{3eB'v_{\text{sh}}^2}{20\gamma_p m_p c^3}, \quad (\text{A2})$$

where $B' \equiv \tilde{B}$ is the magnetic field in the shocked interacting shell, see main text.

Protons accelerated at the shocks undergo several energy loss processes. The total cooling time is

$$t'_{p,\text{cool}}{}^{-1} = t'_{\text{ad}}{}^{-1} + t'_{p,\text{sync}}{}^{-1} + t'_{p\gamma}{}^{-1} + t'_{pp}{}^{-1} + t'_{p,\text{BH}}{}^{-1} + t'_{p,\text{IC}}{}^{-1}, \quad (\text{A3})$$

where $t'_{\text{ad}}{}^{-1}$, $t'_{p,\text{sync}}{}^{-1}$, $t'_{p\gamma}{}^{-1}$, $t'_{pp}{}^{-1}$, $t'_{p,\text{BH}}{}^{-1}$, $t'_{p,\text{IC}}{}^{-1}$ are the adiabatic, synchrotron, photo-hadronic ($p\gamma$), hadronic (pp), Bethe-Heitler (BH, $p\gamma \rightarrow pe^+e^-$) and inverse Compton (IC) cooling timescales, respectively. These are defined as follows (Dermer & Menon 2009;

Gao et al. 2012; Razzaque et al. 2005):

$$t_{\text{ad}}'^{-1} = \frac{\nu}{R}, \quad (\text{A4})$$

$$t_{p,\text{sync}}'^{-1} = \frac{4\sigma_T m_e^2 E_p' B'^2}{3m_p^4 c^3 8\pi}, \quad (\text{A5})$$

$$t_{p\gamma}'^{-1} = \frac{c}{2\gamma_p'^2} \int_{E_{\text{th}}}^{\infty} dE'_\gamma \frac{n'_\gamma(E'_\gamma)}{E_\gamma'^2} \int_{E_{\text{th}}}^{2\gamma_p' E'_\gamma} dE_r E_r \sigma_{p\gamma}(E_r) K_{p\gamma}(E_r), \quad (\text{A6})$$

$$t_{pp}'^{-1} = c n'_p \sigma_{pp} K_{pp}, \quad (\text{A7})$$

$$t_{p,\text{BH}}'^{-1} = \frac{7m_e \alpha \sigma_T c}{9\sqrt{2}\pi m_p \gamma_p'^2} \int_{\gamma_p'^{-1}}^{\frac{E_{\gamma,\text{max}}'}{m_e c^2}} d\epsilon' \frac{n'_\gamma(\epsilon')}{\epsilon'^2} \left\{ (2\gamma_p' \epsilon')^{3/2} \left[\ln(\gamma_p' \epsilon') - \frac{2}{3} \right] + \frac{2^{5/2}}{3} \right\}, \quad (\text{A8})$$

$$t_{p,\text{IC}}'^{-1} = \frac{3(m_e c^2)^2 \sigma_T c}{16\gamma_p'^2 (\gamma_p' - 1) \beta_p'} \int_{E_{\gamma,\text{min}}'}^{E_{\gamma,\text{max}}'} \frac{dE'_\gamma}{E_\gamma'^2} F(E'_\gamma, \gamma_p') n'_\gamma(E'_\gamma), \quad (\text{A9})$$

where $\nu = 2c\Gamma$ for the choked jet and $\nu = \nu_{\text{sh}}$ for CSM interactions, $\gamma_p = E_p'/m_p c^2$, $\epsilon' = E'_\gamma/m_e c^2$, $E_{\text{th}} = 0.150$ GeV is the energy threshold for photo-pion production, and $\beta_p' \approx 1$ for relativistic particles. The function $F(E'_\gamma, \gamma_p')$ follows the definition provided in Jones (1965), replacing $m_e \rightarrow m_p$. The cross sections for $p\gamma$ and pp interactions, $\sigma_{p\gamma}$ and σ_{pp} , can be found in Zyla et al. (2020). The function $K_{p\gamma}(E_r)$ is the $p\gamma$ inelasticity, given by Eq. 9.9 of Dermer & Menon (2009):

$$K_{p\gamma}(E_r) = \begin{cases} 0.2 & E_{\text{th}} < E_r < 1 \text{ GeV} \\ 0.6 & E_r > 1 \text{ GeV} \end{cases} \quad (\text{A10})$$

where $E_r = \gamma_p' E'_\gamma (1 - \beta_p' \cos \theta')$ is the relative energy between a proton with Lorentz factor γ_p' and a photon with energy E'_γ , whose directions form an angle θ' in the comoving frame of the interaction region. The comoving proton density is $n'_p = 4\tilde{L}_j / (4\pi R_{\text{IS}}^2 c m_p c^3 \theta_j^2)$ for the choked jet, and $n'_p = \tilde{n}_p = 4n_{p,\text{CSM}} m_p c^2$ for CSM interaction. The inelasticity of pp interactions is $K_{pp} = 0.5$ and $n'_\gamma(E'_\gamma)$ is the photon target for accelerated protons.

At the internal shock, secondary charged mesons undergo energy losses before decaying; in turn, affecting the neutrino spectrum. In Fig. 8, we show an example obtained for $\tilde{L}_j = 2 \times 10^{47}$ erg s $^{-1}$, $\tilde{t}_j = 20$ s and $\Gamma = 100$. We note that, in the choked jet,

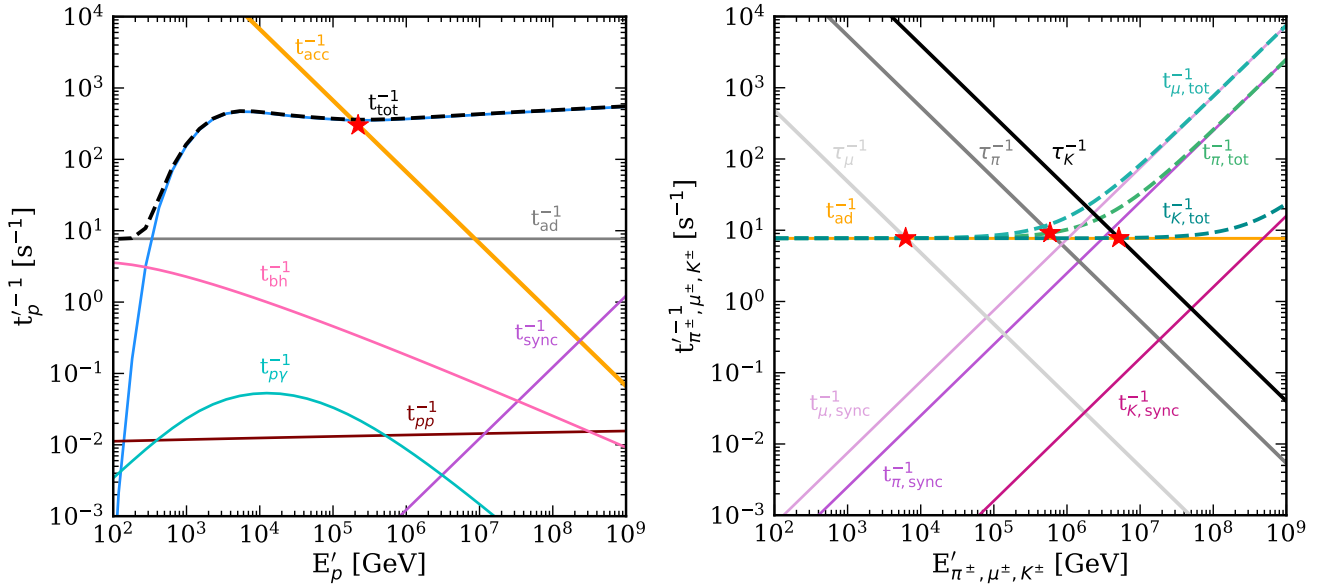


Figure 8. Cooling times of protons accelerated (left panel) and charged mesons (right panel) in the internal shock scenario as functions of the particle energy. Results are shown for $\tilde{L}_{\text{iso}} = 5 \times 10^{49}$ erg s $^{-1}$, $\tilde{t}_j = 20$ s and $\Gamma = 100$. The total cooling time is plotted with a dashed black line. For protons, $p\gamma$ interactions are the most efficient energy loss mechanism and they define the maximum energy of accelerated protons, marked with a red star. For mesons, adiabatic losses are the only relevant energy loss mechanism. The maximum energy that mesons can achieve before decaying is marked by a red star.

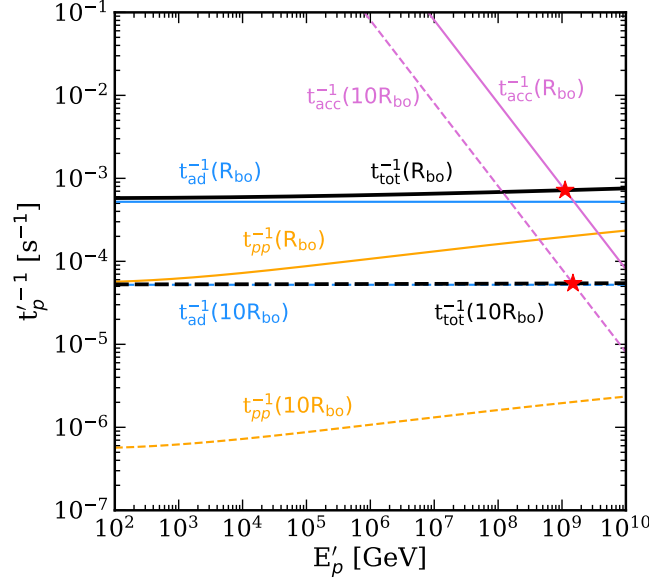


Figure 9. Cooling times of protons accelerated at the forward shock between the fast ejecta and the CSM as functions of the proton energy. We show the results at R_{bo} and $10 \times R_{bo}$ for $v_{ej} = 0.55c$, $M_{ej} = 3.7 \times 10^{-2} M_{\odot}$ and $M_{CSM} = 10^{-1} M_{\odot}$. Adiabatic cooling is the most important energy loss mechanism, while pp interactions are more competitive at the beginning of the evolution of the ejecta, but they rapidly drop. The red star marks the maximum energy that protons can reach in the shocked plasma shell.

$p\gamma$ interactions are the main energy loss channel for protons, while secondaries mainly cool through adiabatic losses. Kaons cool at energy much higher than the maximum proton energy, therefore their cooling does not affect the neutrino spectrum (He et al. 2012; Asano & Nagataki 2006; Petropoulou et al. 2014; Tamborra & Ando 2015).

As for CSM interaction, the only relevant cooling processes for protons are hadronic cooling (pp interactions) and adiabatic cooling. The photons produced at the external shock between the ejecta and the CSM have energies in the radio band, i.e. at low energies. Therefore interactions between protons and photons are negligible, consistently with Murase et al. (2011); Fang et al. (2020). For CSM interaction, $t_{cool}^{-1} = t_{pp}^{-1} + t_{ad}^{-1}$ (note that since shocks are non-relativistic, there is no difference between the comoving frame of the shock and the CO frame for CSM interaction). The proton cooling times are shown at R_{bo} and $10R_{bo}$ in Fig. 9 for $v_{ej} = 0.55c$, $M_{ej} = 3.7 \times 10^{-2} M_{\odot}$ and $M_{CSM} = 10^{-1} M_{\odot}$. We note that the pp interactions are more efficient at earlier times, though they are less important than adiabatic losses throughout the ejecta evolution, as expected because of the low densities of the CSM.

REFERENCES

- A. J., N., & Chandra, P. 2021, *Astrophys. J. Lett.*, 912, L9, doi: [10.3847/2041-8213/abed55](https://doi.org/10.3847/2041-8213/abed55)
- Aartsen, M. G., et al. 2014, *Astrophys. J.*, 796, 109, doi: [10.1088/0004-637X/796/2/109](https://doi.org/10.1088/0004-637X/796/2/109)
- . 2017, *Astrophys. J.*, 835, 151, doi: [10.3847/1538-4357/835/2/151](https://doi.org/10.3847/1538-4357/835/2/151)
- . 2018a, *Science*, 361, eaat1378, doi: [10.1126/science.aat1378](https://doi.org/10.1126/science.aat1378)
- . 2018b, *Phys. Rev. D*, 98, 062003, doi: [10.1103/PhysRevD.98.062003](https://doi.org/10.1103/PhysRevD.98.062003)
- . 2021, *J. Phys. G*, 48, 060501, doi: [10.1088/1361-6471/abbd48](https://doi.org/10.1088/1361-6471/abbd48)
- Abbasi, R., et al. 2021a, *Astrophys. J.*, 910, 4, doi: [10.3847/1538-4357/abe123](https://doi.org/10.3847/1538-4357/abe123)
- . 2021b, doi: [10.21234/CPKQ-K003](https://doi.org/10.21234/CPKQ-K003)
- . 2021c, *Phys. Rev. D*, 104, 022002, doi: [10.1103/PhysRevD.104.022002](https://doi.org/10.1103/PhysRevD.104.022002)
- Acciari, V. A., Ansoldi, S., Antonelli, L. A., et al. 2021a, in *Proceedings of 37th International Cosmic Ray Conference — PoS(ICRC2021)*, Vol. 395, 960, doi: [10.22323/1.395.0960](https://doi.org/10.22323/1.395.0960)
- Acciari, V. A., et al. 2021b, *PoS, ICRC2021*, 960, doi: [10.22323/1.395.0960](https://doi.org/10.22323/1.395.0960)
- Aghanim, N., et al. 2020, *Astron. Astrophys.*, 641, A6, doi: [10.1051/0004-6361/201833910](https://doi.org/10.1051/0004-6361/201833910)
- Aguilar, J. A., et al. 2021, *JINST*, 16, P03025, doi: [10.1088/1748-0221/16/03/P03025](https://doi.org/10.1088/1748-0221/16/03/P03025)
- Ahlers, M., & Halzen, F. 2018, *Prog. Part. Nucl. Phys.*, 102, 73, doi: [10.1016/j.pnpnp.2018.05.001](https://doi.org/10.1016/j.pnpnp.2018.05.001)
- Álvarez-Muñiz, J., et al. 2020, *Sci. China Phys. Mech. Astron.*, 63, 219501, doi: [10.1007/s11433-018-9385-7](https://doi.org/10.1007/s11433-018-9385-7)
- Anchordoqui, L. A., et al. 2014, *JHEAp*, 1-2, 1, doi: [10.1016/j.jheap.2014.01.001](https://doi.org/10.1016/j.jheap.2014.01.001)

- Ando, S., & Beacom, J. F. 2005, *Phys. Rev. Lett.*, 95, 061103, doi: [10.1103/PhysRevLett.95.061103](https://doi.org/10.1103/PhysRevLett.95.061103)
- Arcavi, I., et al. 2016, *Astrophys. J.*, 819, 35, doi: [10.3847/0004-637X/819/1/35](https://doi.org/10.3847/0004-637X/819/1/35)
- Asano, K., & Nagataki, S. 2006, *Astrophys. J. Lett.*, 640, L9, doi: [10.1086/503291](https://doi.org/10.1086/503291)
- Baerwald, P., Hummer, S., & Winter, W. 2012, *Astropart. Phys.*, 35, 508, doi: [10.1016/j.astropartphys.2011.11.005](https://doi.org/10.1016/j.astropartphys.2011.11.005)
- Bietenholz, M. F., Margutti, R., Coppejans, D., et al. 2020, *Mon. Not. Roy. Astron. Soc.*, 491, 4735, doi: [10.1093/mnras/stz3249](https://doi.org/10.1093/mnras/stz3249)
- Blandford, R. D., & McKee, C. F. 1976, *Physics of Fluids*, 19, 1130, doi: [10.1063/1.861619](https://doi.org/10.1063/1.861619)
- Blaufuss, E. 2018, *The Astronomer's Telegram*, 11785, 1
- Bright, J. S., et al. 2022, *Astrophys. J.*, 926, 112, doi: [10.3847/1538-4357/ac4506](https://doi.org/10.3847/1538-4357/ac4506)
- Bromberg, O., Nakar, E., Piran, T., & Sari, R. 2011, *Astrophys. J.*, 740, 100, doi: [10.1088/0004-637X/740/2/100](https://doi.org/10.1088/0004-637X/740/2/100)
- Calderón, D., Pejcha, O., & Duffell, P. C. 2021, *Mon. Not. Roy. Astron.*, 507, 1092, doi: [10.1093/mnras/stab2219](https://doi.org/10.1093/mnras/stab2219)
- Caprioli, D., & Spitkovsky, A. 2014, *Astrophys. J.*, 783, 91, doi: [10.1088/0004-637X/783/2/91](https://doi.org/10.1088/0004-637X/783/2/91)
- Cardillo, M., Amato, E., & Blasi, P. 2015, *Astropart. Phys.*, 69, 1, doi: [10.1016/j.astropartphys.2015.03.002](https://doi.org/10.1016/j.astropartphys.2015.03.002)
- Chen, C., & Shen, R.-F. 2022, *Res. Astron. Astrophys.*, 22, 035017, doi: [10.1088/1674-4527/ac488a](https://doi.org/10.1088/1674-4527/ac488a)
- Coppejans, D. L., et al. 2020, *Astrophys. J. Lett.*, 895, L23, doi: [10.3847/2041-8213/ab8cc7](https://doi.org/10.3847/2041-8213/ab8cc7)
- Coughlin, E. R. 2019, doi: [10.3847/1538-4357/ab29e6](https://doi.org/10.3847/1538-4357/ab29e6)
- Dai, L., & Fang, K. 2017, *Mon. Not. Roy. Astron. Soc.*, 469, 1354, doi: [10.1093/mnras/stx863](https://doi.org/10.1093/mnras/stx863)
- Denton, P. B., & Tamborra, I. 2018, *Astrophys. J.*, 855, 37, doi: [10.3847/1538-4357/aab4a](https://doi.org/10.3847/1538-4357/aab4a)
- Dermer, C. D., & Menon, G. 2009, *High Energy Radiation from Black Holes: Gamma Rays, Cosmic Rays, and Neutrinos* (Princeton U. Pr., USA)
- Drout, M. R., et al. 2014, *Astrophys. J.*, 794, 23, doi: [10.1088/0004-637X/794/1/23](https://doi.org/10.1088/0004-637X/794/1/23)
- Ellison, D. C., Patnaude, D. J., Slane, P., Blasi, P., & Gabici, S. 2007, *Astrophys. J.*, 661, 879, doi: [10.1086/517518](https://doi.org/10.1086/517518)
- Esteban, I., Gonzalez-Garcia, M. C., Maltoni, M., Schwetz, T., & Zhou, A. 2020, *JHEP*, 09, 178, doi: [10.1007/JHEP09\(2020\)178](https://doi.org/10.1007/JHEP09(2020)178)
- Fang, K., Kotera, K., Murase, K., & Olinto, A. V. 2014, *Phys. Rev. D*, 90, 103005, doi: [10.1103/PhysRevD.90.103005](https://doi.org/10.1103/PhysRevD.90.103005)
- Fang, K., & Metzger, B. D. 2017, *Astrophys. J.*, 849, 153, doi: [10.3847/1538-4357/aa8b6a](https://doi.org/10.3847/1538-4357/aa8b6a)
- Fang, K., Metzger, B. D., Murase, K., Bartos, I., & Kotera, K. 2019, *Astrophys. J.*, 878, 34, doi: [10.3847/1538-4357/ab1b72](https://doi.org/10.3847/1538-4357/ab1b72)
- Fang, K., Metzger, B. D., Vurm, I., Aydi, E., & Chomiuk, L. 2020, *Astrophys. J.*, 904, 4, doi: [10.3847/1538-4357/abc6e](https://doi.org/10.3847/1538-4357/abc6e)
- Farzan, Y., & Smirnov, A. Y. 2008, *Nucl. Phys. B*, 805, 356, doi: [10.1016/j.nuclphysb.2008.07.028](https://doi.org/10.1016/j.nuclphysb.2008.07.028)
- Fasano, M., Celli, S., Guetta, D., et al. 2021, *JCAP*, 09, 044, doi: [10.1088/1475-7516/2021/09/044](https://doi.org/10.1088/1475-7516/2021/09/044)
- Finke, J. D., & Dermer, C. D. 2012, *Astrophys. J.*, 751, 65, doi: [10.1088/0004-637X/751/1/65](https://doi.org/10.1088/0004-637X/751/1/65)
- Fox, O. D., & Smith, N. 2019, *Mon. Not. Roy. Astron. Soc.*, 488, 3772, doi: [10.1093/mnras/stz1925](https://doi.org/10.1093/mnras/stz1925)
- Franckowiak, A., et al. 2020, *Astrophys. J.*, 893, 162, doi: [10.3847/1538-4357/ab8307](https://doi.org/10.3847/1538-4357/ab8307)
- Gaisser, T. K. 2019, <https://arxiv.org/abs/1910.08851>
- Gaisser, T. K., & Honda, M. 2002, *Ann. Rev. Nucl. Part. Sci.*, 52, 153, doi: [10.1146/annurev.nucl.52.050102.090645](https://doi.org/10.1146/annurev.nucl.52.050102.090645)
- Gao, S., Asano, K., & Mészáros, P. 2012, *JCAP*, 11, 058, doi: [10.1088/1475-7516/2012/11/058](https://doi.org/10.1088/1475-7516/2012/11/058)
- Garrappa, S., et al. 2019, *Astrophys. J.*, 880, 103, doi: [10.3847/1538-4357/ab2ada](https://doi.org/10.3847/1538-4357/ab2ada)
- Gilkis, A., & Arcavi, I. 2022, *Mon. Not. Roy. Astron. Soc.*, 511, 691, doi: [10.1093/mnras/stac088](https://doi.org/10.1093/mnras/stac088)
- Giommi, P., Padovani, P., Oikonomou, F., et al. 2020, *Astron. Astrophys.*, 640, L4, doi: [10.1051/0004-6361/202038423](https://doi.org/10.1051/0004-6361/202038423)
- Gottlieb, O., & Globus, N. 2021, *Astrophys. J. Lett.*, 915, L4, doi: [10.3847/2041-8213/ac05c5](https://doi.org/10.3847/2041-8213/ac05c5)
- Gottlieb, O., Lalakos, A., Bromberg, O., Liska, M., & Tchekhovskoy, A. 2022, *Mon. Not. Roy. Astron. Soc.*, 510, 4962, doi: [10.1093/mnras/stab3784](https://doi.org/10.1093/mnras/stab3784)
- Gottlieb, O., Tchekhovskoy, A., & Margutti, R. 2022, *Mon. Not. Roy. Astron. Soc.*, doi: [10.1093/mnras/stac910](https://doi.org/10.1093/mnras/stac910)
- Granot, J. 2007, *Rev. Mex. Astron. Astrof. Ser. Conf.*, 27, 140, <https://arxiv.org/abs/astro-ph/0610379>
- Guetta, D., Spada, M., & Waxman, E. 2001, *Astrophys. J.*, 557, 399, doi: [10.1086/321543](https://doi.org/10.1086/321543)
- Guo, F., Li, H., Daughton, W., & Liu, Y.-H. 2014, *Phys. Rev. Lett.*, 113, 155005, doi: [10.1103/PhysRevLett.113.155005](https://doi.org/10.1103/PhysRevLett.113.155005)
- Harrison, R., Gottlieb, O., & Nakar, E. 2018, *Mon. Not. Roy. Astron. Soc.*, 477, 2128, doi: [10.1093/mnras/sty760](https://doi.org/10.1093/mnras/sty760)
- He, H.-N., Kusenko, A., Nagataki, S., Fan, Y.-Z., & Wei, D.-M. 2018, *Astrophys. J.*, 856, 119, doi: [10.3847/1538-4357/aab360](https://doi.org/10.3847/1538-4357/aab360)
- He, H.-N., Liu, R.-Y., Wang, X.-Y., et al. 2012, *Astrophys. J.*, 752, 29, doi: [10.1088/0004-637X/752/1/29](https://doi.org/10.1088/0004-637X/752/1/29)
- Ho, A. Y. Q., et al. 2019, *Astrophys. J.*, 871, 73, doi: [10.3847/1538-4357/aaf473](https://doi.org/10.3847/1538-4357/aaf473)
- . 2020, *Astrophys. J.*, 895, 49, doi: [10.3847/1538-4357/ab8bcf](https://doi.org/10.3847/1538-4357/ab8bcf)
- . 2021, <https://arxiv.org/abs/2105.08811>
- Hummer, S., Ruger, M., Spanier, F., & Winter, W. 2010, *Astrophys. J.*, 721, 630, doi: [10.1088/0004-637X/721/1/630](https://doi.org/10.1088/0004-637X/721/1/630)
- Inserra, C. 2019, *Nature Astron.*, 3, 697, doi: [10.1038/s41550-019-0854-4](https://doi.org/10.1038/s41550-019-0854-4)
- Jones, F. C. 1965, *Phys. Rev.*, 137, B1306, doi: [10.1103/PhysRev.137.B1306](https://doi.org/10.1103/PhysRev.137.B1306)

- Kadler, M., et al. 2016, *Nature Phys.*, 12, 807, doi: [10.1038/NPHYS3715](https://doi.org/10.1038/NPHYS3715)
- Kashiyama, K., & Quataert, E. 2015, *Mon. Not. Roy. Astron. Soc.*, 451, 2656, doi: [10.1093/mnras/stv1164](https://doi.org/10.1093/mnras/stv1164)
- Katz, B., Sapir, N., & Waxman, E. 2011, arXiv e-prints, arXiv:1106.1898. <https://arxiv.org/abs/1106.1898>
- Katz, B., Sapir, N., & Waxman, E. 2011. <https://arxiv.org/abs/1106.1898>
- Kelner, S. R., Aharonian, F. A., & Bugayov, V. V. 2006, *Phys. Rev. D*, 74, 034018, doi: [10.1103/PhysRevD.74.034018](https://doi.org/10.1103/PhysRevD.74.034018)
- Kilian, P., Li, X., Guo, F., & Li, H. 2020, *Astrophys. J.*, 899, 151, doi: [10.3847/1538-4357/aba1e9](https://doi.org/10.3847/1538-4357/aba1e9)
- Kippenhahn, R., Weigert, A., & Weiss, A. 1990, *Stellar structure and evolution*, Vol. 192 (Springer)
- Kobayashi, S., Piran, T., & Sari, R. 1997, *Astrophys. J.*, 490, 92, doi: [10.1086/512791](https://doi.org/10.1086/512791)
- KrauB, F., Deoskar, K., Baxter, C., et al. 2018, *Astron. Astrophys.*, 620, A174, doi: [10.1051/0004-6361/201834183](https://doi.org/10.1051/0004-6361/201834183)
- Kuin, N. P. M., et al. 2019, *Mon. Not. Roy. Astron. Soc.*, 487, 2505, doi: [10.1093/mnras/stz053](https://doi.org/10.1093/mnras/stz053)
- Kumar, P., & Zhang, B. 2014, *Phys. Rept.*, 561, 1, doi: [10.1016/j.physrep.2014.09.008](https://doi.org/10.1016/j.physrep.2014.09.008)
- Leung, S.-C., Blinnikov, S., Nomoto, K., et al. 2020, *Astrophys. J.*, 903, 66, doi: [10.3847/1538-4357/abba33](https://doi.org/10.3847/1538-4357/abba33)
- Levinson, A., & Bromberg, O. 2008, *Phys. Rev. Lett.*, 100, 131101, doi: [10.1103/PhysRevLett.100.131101](https://doi.org/10.1103/PhysRevLett.100.131101)
- Lipari, P., Lusignoli, M., & Meloni, D. 2007, *Phys. Rev. D*, 75, 123005, doi: [10.1103/PhysRevD.75.123005](https://doi.org/10.1103/PhysRevD.75.123005)
- Liu, L.-D., Zhang, B., Wang, L.-J., & Dai, Z.-G. 2018, *Astrophys. J. Lett.*, 868, L24, doi: [10.3847/2041-8213/aaeff6](https://doi.org/10.3847/2041-8213/aaeff6)
- Lunardini, C., & Winter, W. 2016, *Phys. Rev. D*, 95, 123001, doi: [10.1103/PhysRevD.95.123001](https://doi.org/10.1103/PhysRevD.95.123001)
- Lyutikov, M. 2022. <https://arxiv.org/abs/2204.08366>
- Lyutikov, M., & Toonen, S. 2019, *Mon. Not. Roy. Astron. Soc.*, 487, 5618, doi: [10.1093/mnras/stz1640](https://doi.org/10.1093/mnras/stz1640)
- Malkov, M. A., & Drury, L. O. 2001, *Reports on Progress in Physics*, 64, 429, doi: [10.1088/0034-4885/64/4/201](https://doi.org/10.1088/0034-4885/64/4/201)
- Margalit, B., & Quataert, E. 2021, *Astrophys. J. Lett.*, 923, L14, doi: [10.3847/2041-8213/ac3d97](https://doi.org/10.3847/2041-8213/ac3d97)
- Margutti, R., et al. 2019, *Astrophys. J.*, 872, 18, doi: [10.3847/1538-4357/aafa01](https://doi.org/10.3847/1538-4357/aafa01)
- Matthews, J., Bell, A., & Blundell, K. 2020, *New Astron. Rev.*, 89, 101543, doi: [10.1016/j.newar.2020.101543](https://doi.org/10.1016/j.newar.2020.101543)
- Matzner, C. D., & McKee, C. F. 1999, *Astrophys. J.*, 510, 379, doi: [10.1086/306571](https://doi.org/10.1086/306571)
- Mészáros, P. 2017a, *Ann. Rev. Nucl. Part. Sci.*, 67, 45, doi: [10.1146/annurev-nucl-101916-123304](https://doi.org/10.1146/annurev-nucl-101916-123304)
- . 2017b, *Gamma Ray Bursts as Neutrino Sources*, doi: [10.1142/9789814759410_0001](https://doi.org/10.1142/9789814759410_0001)
- Meszaros, P., & Rees, M. J. 2001, *Astrophys. J. Lett.*, 556, L37, doi: [10.1086/322934](https://doi.org/10.1086/322934)
- Meszaros, P., & Waxman, E. 2001, *Phys. Rev. Lett.*, 87, 171102, doi: [10.1103/PhysRevLett.87.171102](https://doi.org/10.1103/PhysRevLett.87.171102)
- Metzger, B. D. 2022. <https://arxiv.org/abs/2203.04331>
- Metzger, B. D., Giannios, D., Thompson, T. A., Bucciantini, N., & Quataert, E. 2011, *Mon. Not. Roy. Astron.*, 413, 2031, doi: [10.1111/j.1365-2966.2011.18280.x](https://doi.org/10.1111/j.1365-2966.2011.18280.x)
- Mizuta, A., & Ioka, K. 2013, *Astrophys. J.*, 777, 162, doi: [10.1088/0004-637X/777/2/162](https://doi.org/10.1088/0004-637X/777/2/162)
- Modjaz, M., Gutierrez, C. P., & Arcavi, I. 2019, *Nature Astron.*, 3, 717, doi: [10.1038/s41550-019-0856-2](https://doi.org/10.1038/s41550-019-0856-2)
- Murase, K. 2017, *Active Galactic Nuclei as High-Energy Neutrino Sources*, ed. T. Gaisser & A. Karle, doi: [10.1142/9789814759410_0002](https://doi.org/10.1142/9789814759410_0002)
- Murase, K., & Bartos, I. 2019, *Ann. Rev. Nucl. Part. Sci.*, 69, 477, doi: [10.1146/annurev-nucl-101918-023510](https://doi.org/10.1146/annurev-nucl-101918-023510)
- Murase, K., & Ioka, K. 2013, *Phys. Rev. Lett.*, 111, 121102, doi: [10.1103/PhysRevLett.111.121102](https://doi.org/10.1103/PhysRevLett.111.121102)
- Murase, K., Kimura, S. S., Zhang, B. T., Oikonomou, F., & Petropoulou, M. 2020, *Astrophys. J.*, 902, 108, doi: [10.3847/1538-4357/abb3c0](https://doi.org/10.3847/1538-4357/abb3c0)
- Murase, K., Meszaros, P., & Zhang, B. 2009, *Phys. Rev. D*, 79, 103001, doi: [10.1103/PhysRevD.79.103001](https://doi.org/10.1103/PhysRevD.79.103001)
- Murase, K., Thompson, T. A., Lacki, B. C., & Beacom, J. F. 2011, *Phys. Rev. D*, 84, 043003, doi: [10.1103/PhysRevD.84.043003](https://doi.org/10.1103/PhysRevD.84.043003)
- Murase, K., Thompson, T. A., & Ofek, E. O. 2014, *Mon. Not. Roy. Astron. Soc.*, 440, 2528, doi: [10.1093/mnras/stu384](https://doi.org/10.1093/mnras/stu384)
- Nakar, E. 2015, *Astrophys. J.*, 807, 172, doi: [10.1088/0004-637X/807/2/172](https://doi.org/10.1088/0004-637X/807/2/172)
- Nalewajko, K., Uzdensky, D. A., Cerutti, B., Werner, G. R., & Begelman, M. C. 2015, *Astrophys. J.*, 815, 101, doi: [10.1088/0004-637X/815/2/101](https://doi.org/10.1088/0004-637X/815/2/101)
- Necker, J., et al. 2022. <https://arxiv.org/abs/2204.00500>
- Olinto, A. V., et al. 2021, *JCAP*, 06, 007, doi: [10.1088/1475-7516/2021/06/007](https://doi.org/10.1088/1475-7516/2021/06/007)
- Ostriker, J. P., & Gunn, J. E. 1969, *Astrophys. J.*, 157, 1395, doi: [10.1086/150160](https://doi.org/10.1086/150160)
- Pasham, D. R., et al. 2022, *Nature Astron.*, 6, 249, doi: [10.1038/s41550-021-01524-8](https://doi.org/10.1038/s41550-021-01524-8)
- Patnaude, D. J., & Fesen, R. A. 2009, *Astrophys. J.*, 697, 535, doi: [10.1088/0004-637X/697/1/535](https://doi.org/10.1088/0004-637X/697/1/535)
- Pellegrino, C., et al. 2022, *Astrophys. J.*, 926, 125, doi: [10.3847/1538-4357/ac3e63](https://doi.org/10.3847/1538-4357/ac3e63)
- Perley, D. A., et al. 2019, *Mon. Not. Roy. Astron. Soc.*, 484, 1031, doi: [10.1093/mnras/sty3420](https://doi.org/10.1093/mnras/sty3420)
- Petropoulou, M., Coenders, S., Vasilopoulos, G., Kamble, A., & Sironi, L. 2017, *Mon. Not. Roy. Astron. Soc.*, 470, 1881, doi: [10.1093/mnras/stx1251](https://doi.org/10.1093/mnras/stx1251)

- Petropoulou, M., Giannios, D., & Dimitrakoudis, S. 2014, *Mon. Not. Roy. Astron. Soc.*, 445, 570, doi: [10.1093/mnras/stu1757](https://doi.org/10.1093/mnras/stu1757)
- Petropoulou, M., Kamble, A., & Sironi, L. 2016, *Mon. Not. Roy. Astron. Soc.*, 460, 44, doi: [10.1093/mnras/stw920](https://doi.org/10.1093/mnras/stw920)
- Petropoulou, M., & Sironi, L. 2018, *Mon. Not. Roy. Astron. Soc.*, 481, 5687, doi: [10.1093/mnras/sty2702](https://doi.org/10.1093/mnras/sty2702)
- Piro, A. L., & Lu, W. 2020, *Astrophys. J.*, 894, 2, doi: [10.3847/1538-4357/ab83f6](https://doi.org/10.3847/1538-4357/ab83f6)
- Pitik, T., Tamborra, I., Angus, C. R., & Auchettl, K. 2022, *Astrophys. J.*, 929, 163, doi: [10.3847/1538-4357/ac5ab1](https://doi.org/10.3847/1538-4357/ac5ab1)
- Pitik, T., Tamborra, I., & Petropoulou, M. 2021, *JCAP*, 05, 034, doi: [10.1088/1475-7516/2021/05/034](https://doi.org/10.1088/1475-7516/2021/05/034)
- Poznanski, D., Chornock, R., Nugent, P. E., et al. 2010, *Science*, 327, 58, doi: [10.1126/science.1181709](https://doi.org/10.1126/science.1181709)
- Prentice, S. J., et al. 2018, *Astrophys. J. Lett.*, 865, L3, doi: [10.3847/2041-8213/aadd90](https://doi.org/10.3847/2041-8213/aadd90)
- Protheroe, R. J., & Clay, R. W. 2004, *Publications of the Astronomical Society of Australia*, 21, 1?22, doi: [10.1071/AS03047](https://doi.org/10.1071/AS03047)
- Pursiainen, M., et al. 2018, *Mon. Not. Roy. Astron. Soc.*, 481, 894, doi: [10.1093/mnras/sty2309](https://doi.org/10.1093/mnras/sty2309)
- Quataert, E., Lecoanet, D., & Coughlin, E. R. 2019, *Mon. Not. Roy. Astron. Soc.*, 485, L83, doi: [10.1093/mnras/slz031](https://doi.org/10.1093/mnras/slz031)
- Razzaque, S., Meszaros, P., & Waxman, E. 2004, *Phys. Rev. Lett.*, 93, 181101, doi: [10.1103/PhysRevLett.94.109903](https://doi.org/10.1103/PhysRevLett.94.109903)
- Razzaque, S., Mészáros, P., & Waxman, E. 2005, *Mod. Phys. Lett. A*, 20, 2351, doi: [10.1142/S0217732305018414](https://doi.org/10.1142/S0217732305018414)
- Razzaque, S., & Yang, L. 2015, *Phys. Rev. D*, 91, 043003, doi: [10.1103/PhysRevD.91.043003](https://doi.org/10.1103/PhysRevD.91.043003)
- Reusch, S., et al. 2021. <https://arxiv.org/abs/2111.09390>
- Sari, R., & Piran, T. 1995, *Astrophys. J. Lett.*, 455, L143, doi: [10.1086/309835](https://doi.org/10.1086/309835)
- Sarmah, P., Chakraborty, S., Tamborra, I., & Auchettl, K. 2022. <https://arxiv.org/abs/2204.03663>
- Sato, T., Katsuda, S., Morii, M., et al. 2018, *Astrophys. J.*, 853, 46, doi: [10.3847/1538-4357/aaa021](https://doi.org/10.3847/1538-4357/aaa021)
- Schure, K. M., Achterberg, A., Keppens, R., & Vink, J. 2010, *Mon. Not. Roy. Astron.*, 406, 2633, doi: [10.1111/j.1365-2966.2010.16857.x](https://doi.org/10.1111/j.1365-2966.2010.16857.x)
- Senno, N., Murase, K., & Meszaros, P. 2016, *Phys. Rev. D*, 93, 083003, doi: [10.1103/PhysRevD.93.083003](https://doi.org/10.1103/PhysRevD.93.083003)
- Senno, N., Murase, K., & Mészáros, P. 2017, *Astrophys. J.*, 838, 3, doi: [10.3847/1538-4357/aa6344](https://doi.org/10.3847/1538-4357/aa6344)
- Sironi, L., & Spitkovsky, A. 2011, *Astrophys. J.*, 726, 75, doi: [10.1088/0004-637X/726/2/75](https://doi.org/10.1088/0004-637X/726/2/75)
- Sironi, L., Spitkovsky, A., & Arons, J. 2013, *Astrophys. J.*, 771, 54, doi: [10.1088/0004-637X/771/1/54](https://doi.org/10.1088/0004-637X/771/1/54)
- Slane, P., Lee, S. H., Ellison, D. C., et al. 2014, *Astrophys. J.*, 783, 33, doi: [10.1088/0004-637X/783/1/33](https://doi.org/10.1088/0004-637X/783/1/33)
- Sobacchi, E., Granot, J., Bromberg, O., & Sormani, M. C. 2017, *Mon. Not. Roy. Astron. Soc.*, 472, 616, doi: [10.1093/mnras/stx2083](https://doi.org/10.1093/mnras/stx2083)
- Soker, N. 2022, *Research in Astronomy and Astrophysics*, 22, 055010, doi: [10.1088/1674-4527/ac5b40](https://doi.org/10.1088/1674-4527/ac5b40)
- Soker, N., Grichener, A., & Gilkis, A. 2019, *Mon. Not. Roy. Astron. Soc.*, 484, 4972, doi: [10.1093/mnras/stz364](https://doi.org/10.1093/mnras/stz364)
- Stanev, T. 2010, *High energy cosmic rays* (Springer Science & Business Media)
- Stein, R. 2020, *PoS, ICRC2019*, 1016, doi: [10.22323/1.358.1016](https://doi.org/10.22323/1.358.1016)
- Stein, R., et al. 2021, *Nature Astron.*, 5, 510, doi: [10.1038/s41550-020-01295-8](https://doi.org/10.1038/s41550-020-01295-8)
- . 2022. <https://arxiv.org/abs/2203.17135>
- Strotjohann, N. L., Kowalski, M., & Franckowiak, A. 2019, *Astron. Astrophys.*, 622, L9, doi: [10.1051/0004-6361/201834750](https://doi.org/10.1051/0004-6361/201834750)
- Sturmer, S. J., Skibo, J. G., Dermer, C. D., & Mattox, J. R. 1997, *Astrophys. J.*, 490, 619, doi: [10.1086/304894](https://doi.org/10.1086/304894)
- Sun, N.-C., Maund, J. R., Crowther, P. A., & Liu, L.-D. 2022, doi: [10.1093/mnras/slac023](https://doi.org/10.1093/mnras/slac023)
- Suzuki, A., Moriya, T. J., & Takiwaki, T. 2020, *Astrophys. J.*, 899, 56, doi: [10.3847/1538-4357/aba0ba](https://doi.org/10.3847/1538-4357/aba0ba)
- Tamborra, I., & Ando, S. 2015, *JCAP*, 09, 036, doi: [10.1088/1475-7516/2015/9/036](https://doi.org/10.1088/1475-7516/2015/9/036)
- . 2016, *Phys. Rev. D*, 93, 053010, doi: [10.1103/PhysRevD.93.053010](https://doi.org/10.1103/PhysRevD.93.053010)
- Tamborra, I., Ando, S., & Murase, K. 2014, *JCAP*, 09, 043, doi: [10.1088/1475-7516/2014/09/043](https://doi.org/10.1088/1475-7516/2014/09/043)
- Tan, J. C., Matzner, C. D., & McKee, C. F. 2001, *Astrophys. J.*, 551, 946, doi: [10.1086/320245](https://doi.org/10.1086/320245)
- Tanaka, M., et al. 2016, *Astrophys. J.*, 819, 5, doi: [10.3847/0004-637X/819/1/5](https://doi.org/10.3847/0004-637X/819/1/5)
- Uno, K., & Maeda, K. 2020, doi: [10.3847/1538-4357/ab9632](https://doi.org/10.3847/1538-4357/ab9632)
- Vallely, P. J., Kochanek, C. S., Stanek, K. Z., Fausnaugh, M., & Shappee, B. J. 2020, *Mon. Not. Roy. Astron. Soc.*, 500, 5639, doi: [10.1093/mnras/staa3675](https://doi.org/10.1093/mnras/staa3675)
- Vitagliano, E., Tamborra, I., & Raffelt, G. 2020, *Rev. Mod. Phys.*, 92, 45006, doi: [10.1103/RevModPhys.92.045006](https://doi.org/10.1103/RevModPhys.92.045006)
- Wang, X.-Y., & Liu, R.-Y. 2016, *Phys. Rev. D*, 93, 083005, doi: [10.1103/PhysRevD.93.083005](https://doi.org/10.1103/PhysRevD.93.083005)
- Waxman, E. 2017, *The Origin of IceCube’s Neutrinos: Cosmic Ray Accelerators Embedded in Star Forming Calorimeters*, doi: [10.1142/9789814759410_0003](https://doi.org/10.1142/9789814759410_0003)
- Xiang, D., et al. 2021, *Astrophys. J.*, 910, 42, doi: [10.3847/1538-4357/abdeba](https://doi.org/10.3847/1538-4357/abdeba)
- Xiao, D., & Dai, Z. G. 2014, *Astrophys. J.*, 790, 59, doi: [10.1088/0004-637X/790/1/59](https://doi.org/10.1088/0004-637X/790/1/59)
- Yao, Y., et al. 2021. <https://arxiv.org/abs/2112.00751>
- Yuksel, H., Kistler, M. D., Beacom, J. F., & Hopkins, A. M. 2008, *Astrophys. J. Lett.*, 683, L5, doi: [10.1086/591449](https://doi.org/10.1086/591449)

Zandanel, F., Tamborra, I., Gabici, S., & Ando, S. 2015, *Astron. Astrophys.*, 578, A32, doi: [10.1051/0004-6361/201425249](https://doi.org/10.1051/0004-6361/201425249)
Zirakashvili, V. N., & Ptuskin, V. S. 2016, *Astropart. Phys.*, 78, 28, doi: [10.1016/j.astropartphys.2016.02.004](https://doi.org/10.1016/j.astropartphys.2016.02.004)

Zyla, P. A., et al. 2020, *PTEP*, 2020, 083C01, doi: [10.1093/ptep/ptaa104](https://doi.org/10.1093/ptep/ptaa104)