

KQGC: Knowledge Graph Embedding with Smoothing Effects of Graph Convolutions for Recommendation

Daisuke Kikuta^{1*}, Toyotaro Suzumura^{1,3}, Md Mostafizur Rahman¹, Yu Hirate¹,
Satyen Abrol², Manoj Kondapaka², Takuma Ebisu¹, Pablo Loyola¹

¹Rakuten Institute of Technology, Rakuten Group, Inc., Tokyo, Japan

²Rakuten Institute of Technology, Rakuten Group, Inc., Bengaluru, India

³The University of Tokyo, Tokyo, Japan

kiku.btl.a@gmail.com, suzumura@acm.org,

{mdmostafizu.a.rahman, yu.hirate, satyen.abrol, kondapaka.manoj, takuma.ebisu, pablo.a.loyola}@rakuten.com

ABSTRACT

Leveraging graphs on recommender systems has gained popularity with the development of graph representation learning (GRL). In particular, knowledge graph embedding (KGE) and graph neural networks (GNNs) are representative GRL approaches, which have achieved the state-of-the-art performance on several recommendation tasks. Furthermore, combination of KGE and GNNs (KG-GNNs) has been explored and found effective in many academic literatures.

One of the main characteristics of GNNs is their ability to retain structural properties among neighbors in the resulting dense representation, which is usually coined as smoothing. The smoothing is specially desired in the presence of homophilic graphs, such as the ones we find on recommender systems. In this paper, we propose a new model for recommender systems named Knowledge Query-based Graph Convolution (KQGC). In contrast to existing KG-GNNs, KQGC focuses on the smoothing, and leverages a simple linear graph convolution for smoothing KGE. A pre-trained KGE is fed into KQGC, and it is smoothed by aggregating neighbor *knowledge queries*, which allow entity-embeddings to be aligned on appropriate vector points for smoothing KGE effectively. We apply the proposed KQGC to a recommendation task that aims prospective users for specific products. Extensive experiments on a real E-commerce dataset demonstrate the effectiveness of KQGC.

CCS CONCEPTS

• **Information systems** → **Recommender systems.**

KEYWORDS

Recommendation, Graph representation learning, Knowledge graph, Graph neural networks

*The author was with Rakuten Institute of Technology when the work was done.

Permission to make digital or hard copies of all or part of this work for personal or classroom use is granted without fee provided that copies are not made or distributed for profit or commercial advantage and that copies bear this notice and the full citation on the first page. Copyrights for components of this work owned by others than ACM must be honored. Abstracting with credit is permitted. To copy otherwise, or republish, to post on servers or to redistribute to lists, requires prior specific permission and/or a fee. Request permissions from [permissions@acm.org](https://permissions.acm.org).

CIKM '22, October 17–22, 2022, Atlanta, Georgia

© 2022 Association for Computing Machinery.

ACM ISBN 978-1-4503-XXXX-X/18/06... \$15.00

<https://doi.org/XXXXXXXX.XXXXXXX>

1 INTRODUCTION

Internet services, including e-commerce and streaming, have been growing up rapidly in recent years. Recommender Systems (RecSys) are indispensable technologies for enhancing user experience of these services. Therefore, how to fully leverage rich sources of data and improve RecSys have been one of the most critical challenges for companies in the field. RecSys have been widely studied in both research and industry, and various approaches have been proposed over the years. Most of them have relied on collaborative filtering (CF), which infers user's latent preferences based on the co-occurrence in historical interactions. Traditional CF-based methods, such as user-based model [3, 16], item-based model [1, 13, 14] and matrix factorization [10], generate user's and item's features from an interaction matrix. However, they cannot incorporate side information, resulting in poor performance in the cold start problem [20, 22].

Graph representation learning-based approaches have gained popularity in recent years due to the ability to handle with both high-order relations in historical interactions and side information. In particular, Graph Neural Networks (GNNs) have shown prominent performance in RecSys based on their ability of modelling complex settings and scalability. User-item bipartite graphs have been employed for GNNs traditionally [18, 23, 25, 29, 30], while utilization of knowledge graphs (KGs) have been also considered lately [20, 22, 24]. Leveraging KGs has two main advantages. Firstly, it can handle attributes relationships (e.g., hierarchical dependency of product genres in e-commerce). Secondly, extracting attributes as entities (nodes) in a KG allows two nodes having the same attributes to be connected through the attribute entities. As a result, GNNs can capture high-order relations by sharing attributes more efficiently [22]. The representative models combining KG and GNNs (KG-GNNs) are KGCN [20] and KGAT [22]. KGCN is a meta-path based GNN, which generates embeddings of entities and relations in the KG with knowledge-aware attention-based GNN layers. KGAT consists of two layers: Knowledge Graph Embedding (KGE) and GNN layers, and it generates node embeddings by applying GNN layers to the KGE obtained from TransR [11]. Here, the two layers are trained simultaneously.

We argue that homophily holds in graphs that emerge in recommendation tasks, and aggregation (smoothing) is the most effective function of GNNs there as Simple Graph Convolution [26] has shown. In this paper, we propose Knowledge Query-based Graph

Convolution (KQGC), which enhances KGE with smoothing. KQGC relies on the simple principle of smoothing, and it is a KG-GNN model that has different perspective to KGCN and KGAT. Therefore, there are three distinctions between existing KG-GNNs and KQGC: 1) KQGC consists of both KGE model and graph convolution model. KGE is pre-trained, and subsequently the KGE is fed into graph convolution model. i.e., the two models are trained separately in contrast to KGAT. 2) KGCN and KGAT aggregates only neighbor entity embeddings, while KQGC aggregates knowledge queries, which are sums of entity and relation embeddings. That can alleviate irrelevant smoothing. 3) KGCN and KGAT apply nonlinear function when updating embeddings, while KGCN does not. As a results, property of the pre-trained KGE is preserved.

Rakuten group has one of the largest E-commerce platform in the world. In particular, Alris Target Prospecting (Alris TP), which is a framework that finds prospective users for Rakuten business clients, has been playing an important role in this E-commerce platform. Companies like Facebook runs one of the world's most powerful advertising platforms, which is called "Facebook Look-alike Audience". Rakuten Alris TP serves the same purpose to its clients. Therefore, we aim to improve the performance of Alris TP in this paper. We apply KQGC to the Alris TP, and evaluate the effectiveness.

The main contributions of our work are organized as follows:

- We propose a new model combining KGE and graph convolution called KQGC, which enhances KGE with smoothing effects of graph convolution. It provides a new perspective of combining KGE and GNNs.
- Experimentally, we show the effectiveness of KQGC and its smoothing effects on real E-commerce dataset.

2 RELATED WORK

Graph representation learning (GRL) for RecSys is roughly categorized into three approaches: knowledge graph embedding (KGE), graph neural networks (GNNs) and combination of the two. In this section, we describe each of them and clarify relation between them and the proposed model.

2.1 Knowledge Graph Embedding

Knowledge graph (KG) is a directed heterogeneous graph that represents a fact, where nodes and edges represent entities and relations between two entities, respectively. It is formulated as a set of triples $\{(h, r, t) | h, t \in \mathcal{E}, r \in \mathcal{R}\}$, where h, t, r are heads, tails and relations. For instance, the fact that shoes A is sold by Shop B is represented as a triple $(ShoesA, isSoldBy, ShopB)$. The main goal of KGE is to map entities and relations in KGs to embeddings (vectors).

There are two representative categories of KGE models: bilinear (semantic matching) model and translation-based model [5]. Bilinear model is a tensor factorization model, which generates embeddings of entities and relation matrices that can reconstruct relational adjacency matrix of the KG. RESCAL [12], DistMult [28] and ComplEx [17] are representative bilinear models. In translation-based model, embeddings of entities and relations are initialized with random values, then they are updated so that distance between embeddings of positive triples (e.g., $\|e_h + e_r - e_t\|_{1,2}$ in TransE)

is minimized. TransE [2] is the first translation-based model, and there are several variants of it such as TransR [11] and TransD [8].

In the context of RecSys, recommended items or users are determined by evaluating similarity score between user- and item-embeddings obtained by KGE models. More specially, in the case that we recommend k items to a user, top- k items that have high score (e.g., inner product between the user and items with purchase relation $(e_u + e_{purchase})^T e_i$) are selected as the recommended items. Our model employs translation-based models in the pre-training phase, and subsequently smooths the pre-trained KGE with graph convolution. Consequently, our model strengthens the homophily of KGE.

2.2 Graph Neural Networks

Graph Neural Networks (GNNs) are neural network models for graphs, which encode node/edge embeddings by leveraging both node/edge features and graph structure. There are three types of GNNs: recurrent GNNs, spectral-based convolutional GNNs and spatial-based convolutional GNNs (spatial-based ConvGNNs) [27]. In particular, many variants of spatial-based ConvGNNs have been proposed actively in recent years [6, 7, 9, 15, 19] due to the flexibility of modeling and scalability. Generally, GNNs are formulated with the message passing (MP) framework [4], which consists of two steps: aggregation and update steps. Firstly, the aggregation function aggregates neighbor node features of destination nodes, where we term updated nodes destination nodes. The update function then updates the destination node features by combining the aggregated neighbor node features with themselves. Here, neural networks are employed in both the aggregation and update functions usually.

GNNs have shown their remarkable capabilities for RCs as well as classification tasks over the years. User-item bipartite graphs, which are constructed with user-item interactions, are utilized as the input graphs in the literature. Furthermore, user demography features and item attributes are utilized as node features in contrast to KGE which treats the features as entities (nodes). Aggregating neighbor node features is regarded as collecting collaborative signals. Hence GNN-based approaches for RecSys are the CF-based models with side information, that possess various expansions for complicated modeling and large scale applications.

On the other hand, a paper has argued that nonlinearity in GNNs is not necessary needed for several tasks. The authors have proposed Simple Graph Convolution (SGC) [26], which is a graph convolution without activation function, and shown its competitive performance compared to the state of the art GNNs. The simplification improves interpretability of the model and reduce computational complexity. We believe that the fact holds in tasks related to homophily and recommendation tasks are involved in there. In this paper, we employ a new graph convolution without activation function, which allows the property of the translation-based models to be preserved.

2.3 Combination of KGE and GNNs

Two different GRL approaches are described in the above, while combination of the two has been also studied in recent years. In [22], the authors introduce collaborative knowledge graph (CKG), which merges a user-item bipartite graph and a KG of items, and apply

KGAT to it. KGAT is a model that combines KGE and GNNs. Firstly, it generates KGE with TransR [11], and subsequently the KGE is fed into knowledge-aware attention-based GNN layers. TransR and GNN layers are trained simultaneously with the loss function of TransR and a pair-wise loss function. KGCN [20] is a meta-path based GNN model, which consists of only GNN layers designed for KGs. In KGCN, embeddings of entities and relations are initialized with random values as with normal KGE models, then the embeddings are updated with knowledge-aware attention-based GNN layers. Nodes that have the same attributes are connected each other in KGs. That allows GNNs to capture high-order relations explicitly, resulting in enhancing effectiveness of aggregation of GNNs. In fact, they reaches the state of the art performance in several recommendation tasks.

However, the two models aggregates only entity embeddings in GNN layers, and that possibly incurs irrelevant smoothing (described in Section 3.2). To alleviate this issue, the proposed model aggregates knowledge queries, which consists of both entity and relation embeddings. The proposed framework has two components: KGE and a linear graph convolution, and they are trained separately in contrast to KGAT.

3 METHODOLOGY

We now introduce the proposed Knowledge Query-based Graph Convolution (KQGC), which improves pre-trained KGE with smoothing effect of graph convolution. Figure 1 shows the overall framework, which consists of two models: translation-based KGE model and KQGC. The whole procedure for applying KQGC to downstream tasks is as follows: 1) a knowledge graph (KG) is fed to the knowledge graph embedding (KGE) model, then KGE for all the entities and relations are trained in unsupervised learning; 2) the pre-trained KGE is input to KQGC as initial node/edge features, and the KQGC is trained with downstream tasks. Note that the KGE is fixed when KQGC is trained, i.e., the two models are trained separately. We hereafter describe the details of the two models (Section 3.1 and 3.2), and then introduce a use case of KQGC in Rakuten group (Section 3.3).

3.1 Translation-based Knowledge Graph Embedding model

In this work, we employ TransE as the translation-based KGE model. In TransE, the embeddings of all the entities and relations are initialized with random values, then they are updated by the gradient descent method based on the max-margin loss function \mathcal{L}_{KGE} .

$$\mathcal{L}_{KGE} = \sum_{(h,r,t) \in \mathcal{E}} \sum_{(h',r',t') \in \mathcal{E}^{-1}} [\gamma + f(h,r,t) - f(h',r',t')]_+, \quad (1)$$

where (h,r,t) is positive triples, which actually exist in the KG, (h',r',t') is broken triples, γ is the margin, $f(h,r,t)$ is the score function, and $[\cdot]_+ = \max(0, \cdot)$. The broken triples are generated by replacing either head- or tail-entity of the positive triples with an entity randomly chosen. The score function of TransE is as below.

$$f(h,r,t) = \|e_h + e_r - e_t\|_{1,2}, \quad (2)$$

where e_h , e_r and e_t , are the embeddings of head entities, relations and tail entities, respectively. In Eq. (2), either L1 or L2 norm is usually used, we employ L1 norm. Minimizing Eq. (1) with this score

function (Eq.(2)) leads a relation between embeddings of positive triples $e_h + e_r \approx e_t$ in the same vector space (Figure 2).

From the other perspective, sum of a head and relation embeddings (the red arrow in Figure 2) reaches a near point to the related tail embeddings, therefore it can be regarded as a query to visit tail entities related to the head entity with the relation. In this paper, we term it *knowledge query*. KQGC, which is described in the next section, aggregates the knowledge queries obtained by TransE for aligning neighbor node embeddings in the vector space.

3.2 Knowledge Query-based Graph Convolution

After training of KGE is completed, the trained KGE is fed into KQGC and smoothed by it. KQGC follows the MP framework and consists of two steps: aggregation and update.

In terms of aggregation, KQGC aggregates *knowledge queries* instead of neighbor node features. Aggregation of knowledge queries is depicted in Figure 3. The knowledge query from a source node to the destination node with a relation, which is aggregated when updating the destination node feature, is defined as

$$Q_{(src,r,dst)} = e_{src} + e_r, \quad (3)$$

where e_{src} and e_r are embeddings of the source node and the relation, and the triple (src,r,dst) exists in the KG. In the case that the KG is a directed graph and we have only embedding of one direction relation, we obtain that of the reversed relation by multiplying the embedding by -1. One of the main efficacy of aggregating knowledge queries is alignment of node embeddings in the vector space, which is shown in the right-hand side of Figure 3. We think of the case that updates embeddings of user A and item A as an example. For simplicity, let the aggregation be simple mean operation here. Assuming that each of the entity and relation embeddings is mapped on the unit circle as shown in Figure 3, the aggregated (averaged) neighbor node features for both user A and item A end up being similar (Figure 3 (a)), even though they do not have any nodes shared in common. On the other hand, the aggregated knowledge queries are aligned to near points to the embeddings of the destination nodes, resulting in preservation of similarity obtained from KGE model (Figure 3 (b)).

In the update phase, KQGC combines the aggregated knowledge queries with the target node embedding using linear transformation. We do not leverage non-linear function in this phase in order to preserve the property of translation-based model when multiple layers of KQGC are stacked. SGC has shown adequate capability of graph convolution without nonlinear function for several tasks related to homophilicity. Intuitively recommendation task is included to the tasks, and we believe that absence of nonlinear function is not critical. We provide formulations of aggregation and update in below.

3.2.1 Aggregator. Here we propose mean- and attention aggregators. We redefine notation of knowledge queries for multiple KQGC layers, as follows.

$$Q_{(u,r,v)}^{l-1} = h_u^{l-1} + h_r^{l-1}, \quad (4)$$

where l indicates l -th layer, Q_{urv}^l is the l -th query from source u to the destination v with relation r , h_u^l and h_r^l are the l -th embeddings

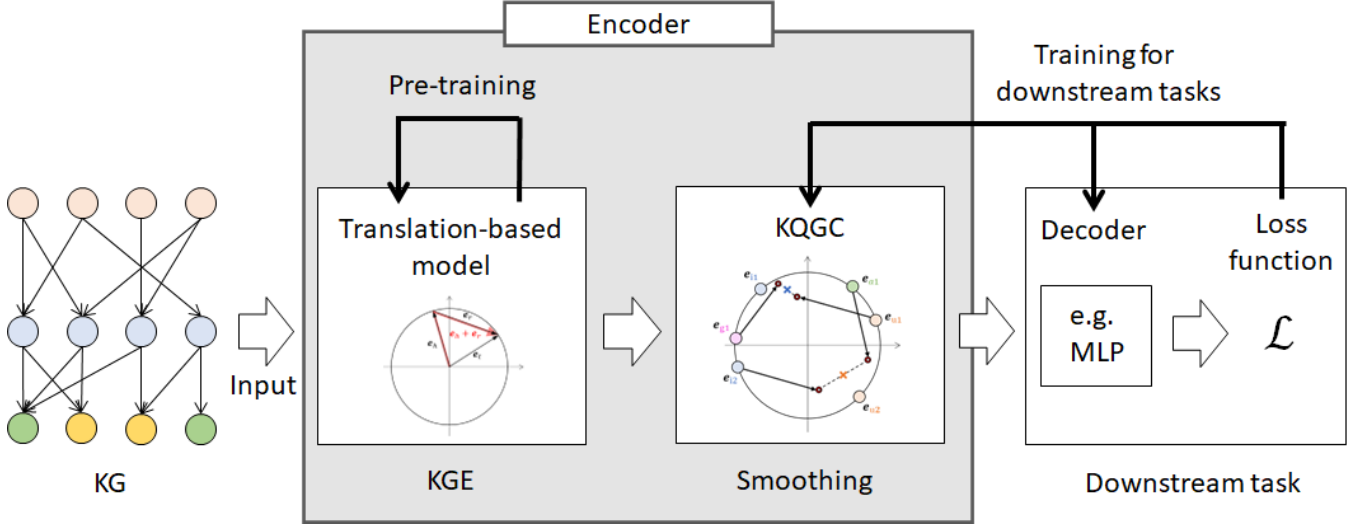


Figure 1: Framework of KQGC

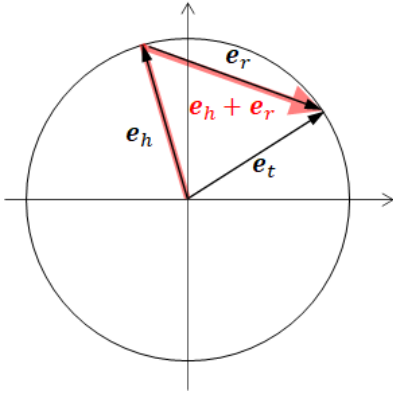


Figure 2: A relation between embeddings of positive triples obtained by TransE; For simplicity, a 2D case is depicted. As each embedding is normalized, it is mapped on the unit circle.

of the source and relation, respectively. KGE obtained from TransE is utilized as initial embeddings of all the nodes and relations, i.e., $\mathbf{h}_u^0 = \mathbf{e}_u$, $\mathbf{h}_r^0 = \mathbf{e}_r$. For the second and subsequent ones, node and relation embeddings outputted from the previous layer are input to the next layer. The two types of aggregators are formulated as follows.

Mean aggregator. This aggregator simply takes the average of neighbor knowledge queries, which is formulated as,

$$\mathbf{m}_Q^l = \text{MEAN} \left(\left\{ \mathbf{Q}_{(u,r,v)}^{l-1}, u \in \mathcal{N}(v), r \in \mathcal{R}(u,v) \right\} \right), \quad (5)$$

where \mathbf{m}_Q^l is the l -th message of knowledge queries, $\mathcal{N}(v)$ is the set of neighbor nodes of node v , $\mathcal{R}(u,v)$ is the set of relations between u and v .

Attention aggregator. Rather than aggregating neighbor knowledge queries equally, attention aggregator considers the importance of each knowledge queries and aggregates them with different weights. In this paper, we provide two types of attention aggregators, which are formulated as,

$$\mathbf{m}_Q^l = \sum_{u \in \mathcal{N}(v)} \alpha_{(u,r,v)} \mathbf{Q}_{(u,r,v)}^{l-1}, \quad (6)$$

$$\alpha_{(u,r,v)} = \frac{e_{(u,r,v)}}{\sum_{k \in \mathcal{N}(v)} e_{(k,r,v)}}, \quad (7)$$

$$(\text{Attention1}) \quad e_{(u,r,v)} = \left(\mathbf{Q}_{(u,r,v)}^{l-1} \right)^T \mathbf{h}_v^{l-1}, \quad (8)$$

$$(\text{Attention2}) \quad e_{(u,r,v)} = \text{LeakyReLU} \left(\mathbf{a}^T \left(\mathbf{Q}_{(u,r,v)}^{l-1} \parallel \mathbf{h}_v^{l-1} \right) \right), \quad (9)$$

where $\alpha_{(u,r,v)}$ is normalized attention coefficient, $\mathbf{a} \in \mathbb{R}^{2H}$ is the trainable parameter, H is dimension of the embeddings, and \parallel denotes concatenation. The first one (Eq. (8)) employs inner product between the knowledge query and the destination node to calculate attention coefficients, which is the same as the attention mechanism of KGCN. Knowledge queries that are closer to the destination node in the vector space are aggregated with higher weights in this attention mechanism. The second one (Eq.(9)) has trainable parameters and they allow us to automatically design how to aggregate knowledge queries with appropriate attention coefficients, based on the loss function of the downstream tasks. The formulation is inspired by the self-masked attention mechanism of GAT.

3.2.2 Update. After aggregating knowledge queries, new embeddings of all the nodes and relations are obtained by combining the destination node embedding with the aggregated knowledge queries. We employ the following update rule.

$$\mathbf{h}_v^l = W^l (\mathbf{h}_v^{l-1} + \mathbf{m}_Q^l) + \mathbf{b}^l, \quad (10)$$

$$\mathbf{r}^l = W^l \mathbf{r}^{l-1} + \mathbf{b}^l, \quad (11)$$

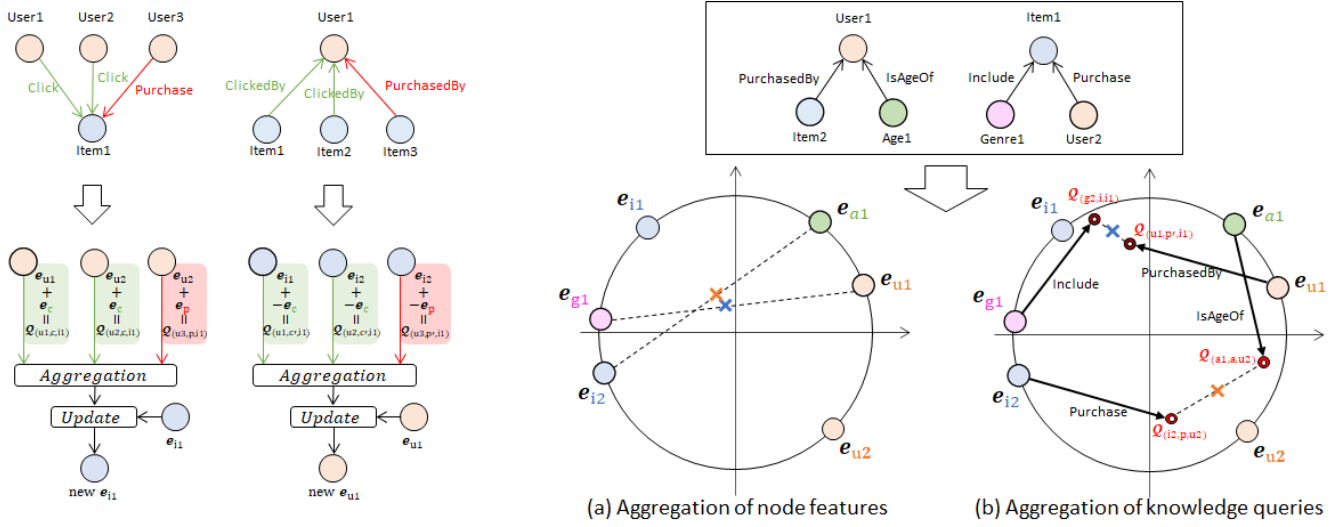


Figure 3: Aggregation of knowledge queries in KQGC

where h'_v and r^l are the updated embeddings of the target nodes v and all the relations, which are inputs of the next layer, W^l and b^l are the l -th trainable weight parameters. This update rule simply sums up the destination node embedding and the aggregated knowledge queries, and then map them to new vector space with linear transformation. The transformation is also applied to the relation embeddings so that translation between entities and relations can be constructed in the new vector space as well. Therefore we do not employ nonlinear function in this formulation.

3.3 Applications of KQGC in Recommender Systems of Rakuten Group

Rakuten group has various services and each service employs different model, therefore it is impossible to replace all the models with end-to-end fashion of KQGC. Instead, we attempt to improve the services by generating general user embeddings that can be used across various Rakuten services. A framework for applying KQGC to various Rakuten services is depicted in Figure 4. In this framework, KQGC and models in different services are completely separated for the portability. User embeddings obtained from KQGC are utilized in common as input features of each model with the baseline features. Types of the baseline features depend on types of services, which include user demographic features or user’s purchase history.

In this paper, we focus on a Rakuten service called Target Prospecting (TP), and evaluate KQGC on the task of TP. The task of TP is to find prospective customers for clients (e.g., shops or brands) and prepare a list of top k active Rakuten users. The definition of active users is: the users who buy from Rakuten Ichiba regularly within average buying period. Currently, we have more than 40 millions active users. This paper employs XGBoost, which is a binary classifiers, as the service-side model. i.e., user embeddings obtained from KQGC and the Alris baseline features (refer to Section 4.2) are input to the binary classifier, and it classifies prospective customers with

true/false. We hereafter describe how to construct a knowledge graph for KQGC and how to train KQGC for our Alris TP task.

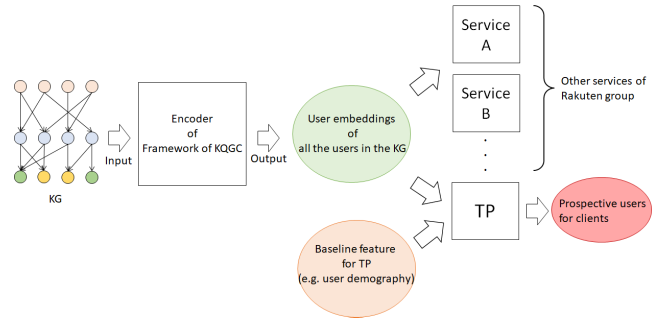


Figure 4: A framework for applying KQGC to several Rakuten services

3.3.1 How to construct knowledge graphs. Rakuten group has the largest E-commerce platform called Rakuten Ichiba, which stores rich data of user behavior and item attributes in there. Purchase behavior of users is intuitively informative for not only predicting perspective users for clients but also capturing user preferences, which can be generally used for other services. Hence we leverage the data on Rakuten Ichiba¹ for constructing KGs, and obtain the general user embeddings based on the KGs. The procedure of constructing KGs is as follows: 1) collect *seed users*, who are picked up based on purchase history from Rakuten Ichiba users. 2) collect all the items purchased by them. 3) extract demography features of the seed users and attributes of the items. 4) construct a KG: connect users and items with purchase history; attributes are extracted as entities and they are connected to users and items. After creating

¹<https://www.rakuten.co.jp/>

the KG, we apply the framework of KQGC to it, then we finally obtain the general user embedding for the seed users.

3.3.2 Training. As our goal here is to obtain user embeddings from the KQGC, there is no decoder in the downstream task. Therefore, we employ the following unsupervised loss function for training KQGC.

$$\mathcal{L}_{CF} = \sum_{(\mathcal{U}, \mathcal{I}) \in \mathcal{P}} \sum_{(\mathcal{U}, \mathcal{I}') \in \mathcal{P}^{-1}} [y + f(\mathbf{h}_{\mathcal{U}}, \mathbf{h}_{\mathcal{I}}) - f(\mathbf{h}_{\mathcal{U}}, \mathbf{h}_{\mathcal{I}'})]_+, \quad (12)$$

$$f(\mathbf{h}_{\mathcal{U}}, \mathbf{h}_{\mathcal{I}}) = \|\mathbf{h}_{\mathcal{U}} + \mathbf{h}_{\text{purchase}} - \mathbf{h}_{\mathcal{I}}\|_{1,2}, \quad (13)$$

where $(\mathcal{U}, \mathcal{I}) \in \mathcal{P}$ is the positive pairs between users and items with purchase relation, $(\mathcal{U}, \mathcal{I}') \in \mathcal{P}^{-1}$ is the negative one, $f(\mathbf{h}_{\mathcal{U}}, \mathbf{h}_{\mathcal{I}})$ is the score function especially for user-item interaction, $\mathbf{h}_{\mathcal{U}}$ and $\mathbf{h}_{\mathcal{I}}$ are user and item embeddings, $\mathbf{h}_{\text{purchase}}$ is purchase-relation embeddings. \mathcal{I}' denotes negative items, which are generated by replacing the positive item with an item randomly chosen in the positive pairs. Here we employ L1 norm for Eq. (13).

4 EXPERIMENTS

In this section, we conduct experiments to evaluate the performance of our model using the same metric (PR-AUC) which is being used in Alris TP for evaluation. The KQGC model has been implemented to the Rakuten Alris TP to provide effective target prospecting. We first explain the Alris TP system overview and experimental settings. Then, we evaluate the effectiveness of our model with five brand datasets (the name of the brands have been kept anonymous) by comparing it with the baseline model. Finally, we briefly discuss the effectiveness of the model in the real target prospecting scenario.

4.1 Overview of the Rakuten Alris TP

In this section, we briefly describe the Rakuten Alris TP framework. Figure 5 shows the dashboard of Alris TP for clients. A client/marketer can upload a file of users (to find out similar users) or she can use “Seed ID Manager” to select appropriate seed users for the task or retrieve the previous purchasers of a product/brand using “Purchaser ID Finder”. There are two more options for travel (Travelers ID Finder) and books (Book Readers ID Finder) related targeting. After uploading the seed users using one of the options mentioned above, clients can start a job for finding lookalike customers for their business purpose.

4.2 Experimental set-up

Datasets. In Alris TP, for a specific product/brand we pick up the users who already bought that product/brand in previous months and then Alris TP extracts potential customers for a product/brand who have high probability to buy the product/brand in next month. We adopt five cosmetic brands as the Alris clients in this experiment and evaluate models based on whether Alris can extract accurate potential customers for each of the client from given users, with the features obtained from the models.

To treat this problem as binary classification, we arrange both positive users (label 1) and negative users (label 0) for each client, in the datasets of TP. Positive users are those who purchased at least one item of the client in a certain time-window, i.e., positive users

I'm ready to find your potential users!
Why don't you start a job?

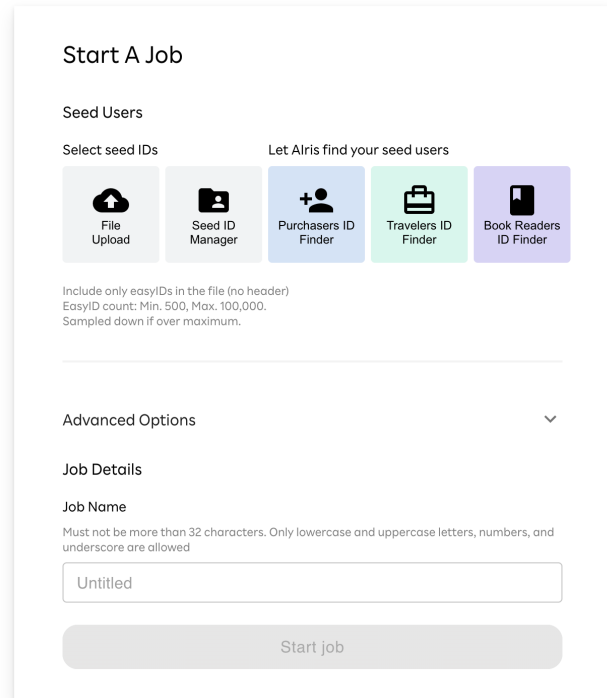


Figure 5: Rakuten Alris TP Framework for marketers and clients.

correspond to the accurate potential customers in this evaluation. On the other hand, negative users are those who purchased no item in the same time-window as positive users. Ratio between positive and negative users is set to around 1 : 3 for each client. In terms of data split, we collect train/validation and test users in different time-windows to remove possible data leakage. 20K users are collected in two months from Jul. 1st, 2021 to Oct. 31st, 2021 as training and validation data sets of each client, and they are randomly divided into 6 (training) : 4 (validation). 5K test users for each client are collected in Sep. 1st, 2021 - Sep. 31st, 2021 (one month). If the number of positive users for a client in the time-window is less than 20K or 5K, the number is used instead of 20K or 5K. Purchase behavior for constructing KG is collected in Feb. 1st, 2021 - Jul. 31st, 2021, following the way described in 3.3.1. Statics of the datasets of TP and the KG used for training KQGC are shown in table 1 and table 2, respectively.

Baselines. To demonstrate the effectiveness, we compare our proposed model with the current model and on production and other KGE models.

- **Baseline (Alris TP):** This is the current model on production (see Fig. 5). It is based on XGBoost model. This model

Table 1: Statics of the Alrist datasets

		Brand A	Brand B	Brand C	Brand D	Brand E
Training	# positive users	3784	3768	3719	1668	3753
	# negative users	11216	11232	11281	5504	11247
	# total users	15000	15000	15000	6672	15000
Validation	# positive users	1255	1241	1285	213	1206
	# negative users	3745	3759	3715	639	3794
	# total users	5000	5000	5000	852	5000
Test	# positive users	1285	1238	1264	1100	1233
	# negative users	3715	3715	3736	3300	3767
	# total users	5000	5000	5000	4400	5000

Table 2: Statics of the KG for training KQGC

# users	# items	# edges	# relations
85,402	1,302,877	2,360,012	1 (purchase)

uses five different features (note that customer true identity is totally hidden to the dataset and model):

Demographic Features: Demographic features such as age, gender, region.

Point Summary: Rakuten users can gain points while buying different products/services. This feature exhibits point status such as current available points.

Point Feature: Transaction of points such as acquired/used points from online/offline shops/ merchants.

Genre level Purchase History: Like other E-commerce companies Rakuten group maintains "genre" hierarchy. In this feature we capture the shopping trends in popular genres.

- **TransE:** Only TransE generated vectors has been employed here for Alris TP user prediction as baseline.

Evaluation. We evaluate PR-AUC of Alris with user embeddings (input features) obtained from each model. Three types of input features are compared in this experiment: baseline features, KGE of TransE and KQGC. The baseline features are user attributes including demography, genre preference, whose dimension is 157. In terms of KGE of TransE and KQGC, we concatenate each KGE with the baseline features, and then input it to Alris, i.e., the dimension of the input features is 257 when that of KGE is 100.

Model settings. The models are implemented in PyTorch and Deep Graph Library [21]. The training and inference run on a single GPU 'NVIDIA Tesla V100'. Hyperparameters of TransE are as follows. The number of epochs is 10,000, batch size is 10,000, learning rate is 0.001, dimension of embeddings is 100, ratio between positive and negative triples is 1 : 1, and margin γ is 1.0. Hyperparameters of KQGC are as follows. The number of GNN layers is 1, hidden and output layers is 100, KGE of TransE in 5000 epochs is used as input of KQGC, ratio between positive and negative pairs is 1 : 3, graph sampling where 10 neighbor nodes are randomly sampled

is used only in training phase, and others are the same as TransE. Trainable parameters are initialized with Xavier normalization.

4.3 Results

Our goal is to improve PR-AUC for various clients. Hence we hereafter emphasize the average of the PR-AUCs for all the clients. Note that user embeddings and baseline features are shared among all the clients, on the other hand, Alris is optimized for each client independently. The best PR-AUCs over 10000 epochs are shown in table 3. In table 3, the values in parentheses are improvement rate (%) compared to the baseline and the other values are PR-AUCs. The highest PR-AUC among different input features is marked in bold for each column. Table 3 shows that KQGC outperforms both the baseline and the original TransE except for Brand D, and KQGC(mean) reaches the best PR-AUC for the average of all the clients. Fig. 6 shows evolution of PR-AUC of the averaged improvement rate with epochs. From Fig. 6, we can observe that KQGC(mean and attn1) achieves more stable performance than others. That mean aggregator's performance is the best and attn2 aggregator's one is unstable possibly because the embedding module and the prediction one are separated. The attention mechanism of KQGC are automatically designed by the loss function of pre-training (Eq.13), therefore it is difficult to construct an attention mechanism that is suitable for TP.

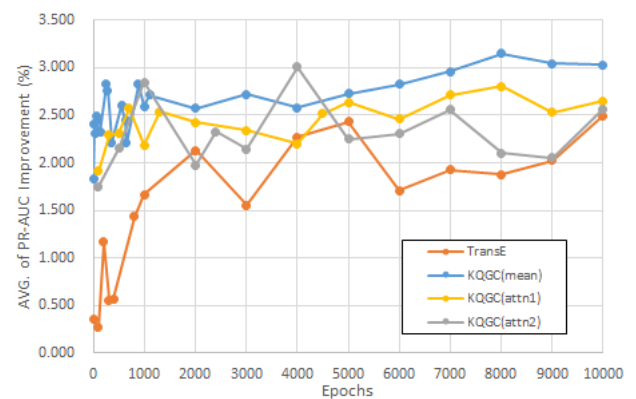
**Figure 6: Evolution of the average of PR-AUC improvement rate with epochs**

Table 3: Improvement rate compared to the baseline model in PR-AUC

Input features	Brand A	Brand B	Brand C	Brand D	Brand E	AVG.
Baseline	0.693	0.678	0.593	0.749	0.732	0.689
TransE	0.706 (+1.83)	0.699 (+3.13)	0.604 (+1.90)	0.786 (+4.95)	0.737 (+0.97)	0.706 (+2.50)
KQGC(mean)	0.712 (+2.70)	0.703 (+3.62)	0.607 (+2.46)	0.784 (+4.65)	0.749 (+2.32)	0.711 (+3.15)
KQGC(attn1)	0.708 (+2.11)	0.705 (+3.88)	0.607 (+2.52)	0.781 (+4.26)	0.741 (+1.23)	0.708 (+2.80)
KQGC(attn2)	0.710 (+2.46)	0.702 (+3.55)	0.612 (+3.27)	0.784 (+4.67)	0.740 (+1.09)	0.710 (+3.00)

4.4 Model Deployment

The Alris TP is a well-known Rakuten target prospecting framework. Rakuten group has started this service from the year of 2018. Periodically we evaluate the deployed model’s performance and improve the model. The proposed KQGC is in the testing phase for deployment on our Alris TP framework. The major advantage of Alris TP is: it allows the marketers/clients to perform the target prospecting without training the entire model from scratch when we have a new task (job), e.g., find the potential users with similar behavior patterns to new brand’s existing users. The tentative customer conversion rate (CVR) is expected to go much higher in comparison with the previous standard solution.

5 CONCLUSION

In this paper, we have introduced a novel model for recommender systems that leverages both KGE and graph convolution. KQGC smooths knowledge graph embedding (KGE) obtained from translation-based models with the aggregation of neighbor knowledge queries, and helps adjacent entities have similar embeddings. Empirical result on Rakuten group’s real data shows that KQGC outperforms current Alris TP baseline models including TransE, which is the original translation-based model, and we also observed smoothing KGE is effective for improving performance on recommendation tasks.

In future work, we will explore the following three things. (1) Deeper analysis of our model; In this work, our model employs one convolutional layer, and it is evaluated on only our private dataset. To confirm the effectiveness of our model more strongly, we will evaluate our model with more than two layers, and compare it with several SoTA models on various public datasets. (2) Incorporation of side information; continuous attributes such as image- or text-embeddings are difficult to be extracted as entities on a KG. Hence we need to investigate how we can effectively combine KGE with those continuous attributes as inputs of KQGC. (3) Generality of our model; Our ultimate goal is to apply user embeddings obtained from KQGC to various services. As this paper focuses on prospect recommendation task, we will evaluate the user embeddings on different services and investigate the generality as our next research direction.

REFERENCES

- [1] Daniel Billsus and Michael J. Pazzani. 1998. Learning Collaborative Information Filters. In *Proceedings of the Fifteenth International Conference on Machine Learning (ICML '98)*. Morgan Kaufmann Publishers Inc., San Francisco, CA, USA, 46–54.
- [2] Antoine Bordes, Nicolas Usunier, Alberto Garcia-Durán, Jason Weston, and Oksana Yakhnenko. 2013. Translating Embeddings for Modeling Multi-Relational Data. In *Proceedings of the 26th International Conference on Neural Information Processing Systems - Volume 2* (Lake Tahoe, Nevada) (NIPS'13). Curran Associates Inc., Red Hook, NY, USA, 2787–2795.
- [3] John S. Breese, David Heckerman, and Carl Kadie. 1998. Empirical Analysis of Predictive Algorithms for Collaborative Filtering. In *Proceedings of the Fourteenth Conference on Uncertainty in Artificial Intelligence* (Madison, Wisconsin) (UAI'98). Morgan Kaufmann Publishers Inc., San Francisco, CA, USA, 43–52.
- [4] Justin Gilmer, Samuel S. Schoenholz, Patrick F. Riley, Oriol Vinyals, and George E. Dahl. 2017. Neural Message Passing for Quantum Chemistry. In *Proceedings of the 34th International Conference on Machine Learning - Volume 70* (Sydney, NSW, Australia) (ICML'17). JMLR.org, 1263–1272.
- [5] Qingyu Guo, Fuzhen Zhuang, Chuan Qin, Hengshu Zhu, Xing Xie, Hui Xiong, and Qing He. 2020. A Survey on Knowledge Graph-Based Recommender Systems. *IEEE Transactions on Knowledge and Data Engineering* (2020), 1–1. <https://doi.org/10.1109/TKDE.2020.3028705>
- [6] Will Hamilton, Zitao Ying, and Jure Leskovec. 2017. Inductive Representation Learning on Large Graphs. In *Advances in Neural Information Processing Systems*, I. Guyon, U. V. Luxburg, S. Bengio, H. Wallach, R. Fergus, S. Vishwanathan, and R. Garnett (Eds.), Vol. 30. Curran Associates, Inc. <https://proceedings.neurips.cc/paper/2017/file/5dd9db5e033da9c6fb5ba83c7a7e9-Paper.pdf>
- [7] Ziniu Hu, Yuxiao Dong, Kuansan Wang, and Yizhou Sun. 2020. *Heterogeneous Graph Transformer*. Association for Computing Machinery, New York, NY, USA, 2704–2710. <https://doi.org/10.1145/3366423.3380027>
- [8] Guoliang Ji, Shizhu He, Liheng Xu, Kang Liu, and Jun Zhao. 2015. Knowledge Graph Embedding via Dynamic Mapping Matrix. In *Proceedings of the 53rd Annual Meeting of the Association for Computational Linguistics and the 7th International Joint Conference on Natural Language Processing (Volume 1: Long Papers)*. Association for Computational Linguistics, Beijing, China, 687–696. <https://doi.org/10.3115/v1/P15-1067>
- [9] Thomas N. Kipf and Max Welling. 2017. Semi-Supervised Classification with Graph Convolutional Networks. In *International Conference on Learning Representations (ICLR)*.
- [10] Yehuda Koren, Robert Bell, and Chris Volinsky. 2009. Matrix Factorization Techniques for Recommender Systems. *Computer* 42, 8 (2009), 30–37. <https://doi.org/10.1109/MC.2009.263>
- [11] Yankai Lin, Zhiyuan Liu, Maosong Sun, Yang Liu, and Xuan Zhu. 2015. Learning Entity and Relation Embeddings for Knowledge Graph Completion. In *Proceedings of the Twenty-Ninth AAAI Conference on Artificial Intelligence* (Austin, Texas) (AAAI'15). AAAI Press, 2181–2187.
- [12] Maximilian Nickel, Volker Tresp, and Hans-Peter Kriegel. 2011. A Three-Way Model for Collective Learning on Multi-Relational Data. In *Proceedings of the 28th International Conference on International Conference on Machine Learning* (Belleue, Washington, USA) (ICML'11). Omnipress, Madison, WI, USA, 809–816.
- [13] Badrul Sarwar, George Karypis, Joseph Konstan, and John Riedl. 2000. Analysis of Recommendation Algorithms for E-Commerce. In *Proceedings of the 2nd ACM Conference on Electronic Commerce* (Minneapolis, Minnesota, USA) (EC '00). Association for Computing Machinery, New York, NY, USA, 158–167. <https://doi.org/10.1145/352871.352887>
- [14] Badrul Sarwar, George Karypis, Joseph Konstan, and John Riedl. 2001. Item-Based Collaborative Filtering Recommendation Algorithms. In *Proceedings of the 10th International Conference on World Wide Web* (Hong Kong, Hong Kong) (WWW '01). Association for Computing Machinery, New York, NY, USA, 285–295. <https://doi.org/10.1145/371920.372071>
- [15] Michael Schlichtkrull, Thomas N. Kipf, Peter Bloem, Rianne van den Berg, Ivan Titov, and Max Welling. 2018. Modeling Relational Data with Graph Convolutional Networks. In *The Semantic Web*, Aldo Gangemi, Roberto Navigli, Maria-Esther Vidal, Pascal Hitzler, Raphaël Troncy, Laura Hollink, Anna Tordai, and Mehwish Alam (Eds.). Springer International Publishing, Cham, 593–607.
- [16] Upenra Shardanand and Pattie Maes. 1995. Social Information Filtering: Algorithms for Automating “Word of Mouth”. In *Proceedings of the SIGCHI Conference on Human Factors in Computing Systems* (Denver, Colorado, USA) (CHI '95). ACM Press/Addison-Wesley Publishing Co., USA, 210–217. <https://doi.org/10.1145/223904.223931>

- [17] Théo Trouillon, Johannes Welbl, Sebastian Riedel, Éric Gaussier, and Guillaume Bouchard. 2016. Complex Embeddings for Simple Link Prediction. In *Proceedings of the 33rd International Conference on International Conference on Machine Learning - Volume 48* (New York, NY, USA) (ICML '16). JMLR.org, 2071–2080.
- [18] Rianne van den Berg, Thomas N. Kipf, and Max Welling. 2017. Graph Convolutional Matrix Completion. arXiv:1706.02263 [stat.ML]
- [19] Petar Veličković, Guillem Cucurull, Arantxa Casanova, Adriana Romero, Pietro Liò, and Yoshua Bengio. 2018. Graph Attention Networks. *International Conference on Learning Representations* (2018). <https://openreview.net/forum?id=rjXMpikCZ> accepted as poster.
- [20] Hongwei Wang, Miao Zhao, Xing Xie, Wenjie Li, and Minyi Guo. 2019. Knowledge Graph Convolutional Networks for Recommender Systems. In *The World Wide Web Conference* (San Francisco, CA, USA) (WWW '19). Association for Computing Machinery, New York, NY, USA, 3307–3313. <https://doi.org/10.1145/3308558.3313417>
- [21] Minjie Wang, Lingfan Yu, Da Zheng, Quan Gan, Yu Gai, Zihao Ye, Mufei Li, Jinjing Zhou, Qi Huang, Chao Ma, Ziyue Huang, Qipeng Guo, Hao Zhang, Haibin Lin, Junbo Zhao, Jinyang Li, Alexander J. Smola, and Zheng Zhang. 2019. Deep Graph Library: Towards Efficient and Scalable Deep Learning on Graphs. *CoRR* abs/1909.01315 (2019). arXiv:1909.01315 <http://arxiv.org/abs/1909.01315>
- [22] Xiang Wang, Xiangnan He, Yixin Cao, Meng Liu, and Tat-Seng Chua. 2019. KGAT: Knowledge Graph Attention Network for Recommendation. In *KDD*. 950–958.
- [23] Xiang Wang, Xiangnan He, Meng Wang, Fuli Feng, and Tat-Seng Chua. 2019. Neural Graph Collaborative Filtering. In *Proceedings of the 42nd International ACM SIGIR Conference on Research and Development in Information Retrieval* (Paris, France) (SIGIR '19). Association for Computing Machinery, New York, NY, USA, 165–174. <https://doi.org/10.1145/3331184.3331267>
- [24] Xiang Wang, Tinglin Huang, Dingxian Wang, Yancheng Yuan, Zhenguang Liu, Xiangnan He, and Tat-Seng Chua. 2021. Learning Intents behind Interactions with Knowledge Graph for Recommendation. In *Proceedings of the Web Conference 2021* (Ljubljana, Slovenia) (WWW '21). Association for Computing Machinery, New York, NY, USA, 878–887. <https://doi.org/10.1145/3442381.3450133>
- [25] Xiao Wang, Ruijia Wang, Chuan Shi, Guojie Song, and Qingyong Li. 2020. Multi-component graph convolutional collaborative filtering. In *Proceedings of the AAAI Conference on Artificial Intelligence*, Vol. 34. 6267–6274.
- [26] Felix Wu, Amauri Souza, Tianyi Zhang, Christopher Fifty, Tao Yu, and Kilian Weinberger. 2019. Simplifying Graph Convolutional Networks. In *Proceedings of the 36th International Conference on Machine Learning*. PMLR, 6861–6871.
- [27] Zonghan Wu, Shirui Pan, Fengwen Chen, Guodong Long, Chengqi Zhang, and Philip S. Yu. 2019. A Comprehensive Survey on Graph Neural Networks. *CoRR* abs/1901.00596 (2019). arXiv:1901.00596 <http://arxiv.org/abs/1901.00596>
- [28] Bishan Yang, Wen-tau Yih, Xiaodong He, Jianfeng Gao, and Li Deng. 2015. Embedding Entities and Relations for Learning and Inference in Knowledge Bases. In *3rd International Conference on Learning Representations, ICLR 2015, San Diego, CA, USA, May 7-9, 2015, Conference Track Proceedings*, Yoshua Bengio and Yann LeCun (Eds.). <http://arxiv.org/abs/1412.6575>
- [29] Rex Ying, Ruining He, Kaifeng Chen, Pong Eksombatchai, William L. Hamilton, and Jure Leskovec. 2018. Graph Convolutional Neural Networks for Web-Scale Recommender Systems. In *Proceedings of the 24th ACM SIGKDD International Conference on Knowledge Discovery and Data Mining (KDD '18)*. Association for Computing Machinery, 974–983. <https://doi.org/10.1145/3219819.3219890>
- [30] Lei Zheng, Chun-Ta Lu, Fei Jiang, Jiawei Zhang, and Philip S. Yu. 2018. Spectral Collaborative Filtering. In *Proceedings of the 12th ACM Conference on Recommender Systems* (Vancouver, British Columbia, Canada) (RecSys '18). Association for Computing Machinery, New York, NY, USA, 311–319. <https://doi.org/10.1145/3240323.3240343>