

Lossless Acceleration for Seq2seq Generation with Aggressive Decoding

Tao Ge, Heming Xia*, Xin Sun*, Si-Qing Chen, Furu Wei

Microsoft

{tage, sqchen, fuwei}@microsoft.com, {xiaheming, sunx5}@pku.edu.cn

Abstract

We study lossless acceleration for seq2seq generation with a novel decoding algorithm – Aggressive Decoding. Unlike the previous efforts (e.g., non-autoregressive decoding) speeding up seq2seq generation at the cost of quality loss, our approach aims to yield the identical (or better) generation compared with autoregressive decoding but in a significant speedup, achieved by innovative cooperation of aggressive decoding and verification that are both highly efficient due to parallel computing.

We propose two Aggressive Decoding paradigms for two kinds of seq2seq tasks: **1)** For the seq2seq tasks whose inputs and outputs are highly similar (e.g., Grammatical Error Correction), we propose Input-guided Aggressive Decoding that aggressively copies from the input sentence as drafted decoded tokens to verify in parallel; **2)** For other general seq2seq tasks (e.g., Machine Translation), we propose Generalized Aggressive Decoding that first employs an additional non-autoregressive decoding model for aggressive decoding and then verifies in parallel in the autoregressive manner.

We test Aggressive Decoding on the most popular 6-layer Transformer model on GPU in multiple seq2seq tasks: **1)** For Input-guided Aggressive Decoding, we show that it can introduce a $7\times\sim 9\times$ speedup for the Transformer in Grammatical Error Correction and Text Simplification tasks with the identical results as greedy decoding; **2)** For Generalized Aggressive Decoding, we observe a $3\times\sim 5\times$ speedup with the identical or even better quality in two important seq2seq tasks: Machine Translation and Abstractive Summarization. Moreover, Aggressive Decoding can benefit even more from stronger computing devices that are better at parallel computing. Given the lossless quality as well as significant and promising speedup, we believe Aggressive Decoding may potentially evolve into a *de facto* standard for efficient and lossless seq2seq generation in the near future. Our codes are available at <https://github.com/microsoft/unilm/tree/master/decoding>.

1 Introduction

Despite many advantages of autoregressive decoding for seq2seq generation, it has been widely blamed for its inefficient inference, which sequentially decodes only one token at each step so that the next token prediction can condition on the previous decoding results.

To improve the inference efficiency for seq2seq generation, we propose Aggressive Decoding – a novel efficient decoding paradigm. Different from the previous efforts (e.g., non-autoregressive decoding)

*Equal contribution: Xin Sun and Tao Ge contribute equally to Input-guided Aggressive Decoding; Heming Xia and Tao Ge contribute equally to Generalized Aggressive Decoding. This work was done during Xin Sun and Heming Xia’s internship at MSR Asia. Correspondence to Tao Ge (tage@microsoft.com).

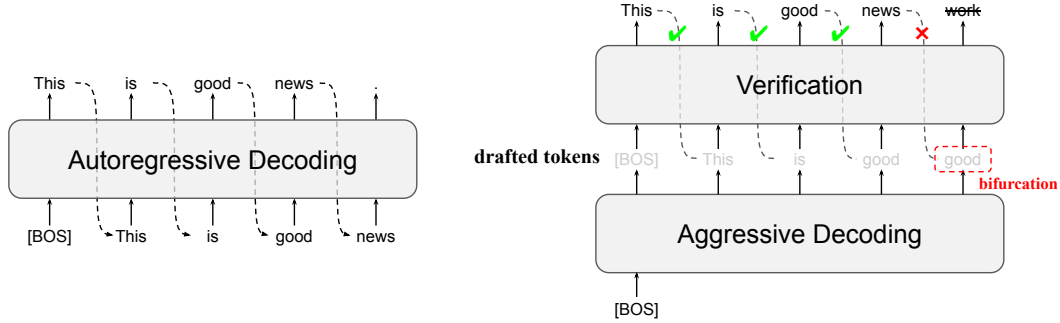


Figure 1: **Left:** Autoregressive Decoding that sequentially decodes only one token at each step so that the next token prediction can condition on the previous decoding results; **Right:** Aggressive Decoding that aggressively decodes a number of drafted tokens and verifies, which is not only highly efficient due to parallel computing, but also guarantees its generation is identical to autoregressive decoding.

speeding up seq2seq generation at the sacrifice of generation quality, Aggressive Decoding is a quality-lossless, aiming to yield the identical (or even better) generation compared with autoregressive decoding but in a significant speedup.

The key idea of Aggressive Decoding is to replace the sequential decoding paradigm in autoregressive decoding with innovative cooperation of aggressive decoding and verification that can both efficiently perform in parallel: it first aggressively decodes as many tokens² as possible; then it verifies the drafted tokens in the autoregressive manner where only the tokens that pass the verification can be accepted, as shown in Figure 1. In this way, Aggressive Decoding can not only efficiently decode a number of tokens at each decoding iteration but also guarantee decoding results are identical to autoregressive decoding.

We propose two kinds of Aggressive Decoding approaches which differ in the way of drafted token decoding for different kinds of seq2seq tasks: **1)** For the seq2seq tasks whose inputs and outputs are highly similar (e.g., Grammatical Error Correction), we propose Input-guided Aggressive Decoding that aggressively uses the input sentence as drafted tokens to verify; **2)** For other seq2seq tasks that do not have highly similar inputs and outputs (e.g., Machine Translation), we propose Generalized Aggressive Decoding that first employs an additional non-autoregressive decoding model for generating the drafted tokens and then verifies.

We evaluate Aggressive Decoding on the most popular 6-layer Transformer model in multiple seq2seq tasks: **1)** For Input-guided Aggressive Decoding, we show that it can introduce a $7\times\sim 9\times$ speedup in Grammatical Error Correction and Text Simplification tasks with identical results as greedy decoding; **2)** For Generalized Aggressive Decoding, we observe a $3\times\sim 5\times$ speedup with the identical or even better quality as autoregressive decoding in Machine Translation and Abstractive Summarization. Moreover, we find Aggressive Decoding can benefit even more from more powerful computing devices that are better at parallel computing. Given the lossless quality as well as significant and promising speedup, we believe Aggressive Decoding may potentially evolve into a *de facto* standard for efficient and lossless seq2seq generation in the near future, although it still has much room for improvement.

2 Background: Autoregressive Scoring and Decoding in Transformer

The Transformer is currently the most successful and widely used model architecture for seq2seq tasks such as Machine Translation, Abstractive Summarization and Grammatical Error Correction.

²We call them **drafted tokens** in this paper.

In the training phase, the Transformer learns an autoregressive scoring model $P(\mathbf{y} \mid \mathbf{x}; \Phi)$, implemented with teacher forcing:

$$\Phi^* = \arg \max_{\Phi} \log P(\mathbf{y} \mid \mathbf{x}; \Phi) = \arg \max_{\Phi} \sum_{i=0}^{l-1} \log P(y_{i+1} \mid \mathbf{y}_{\leq i}, \mathbf{x}; \Phi) \quad (1)$$

where $\mathbf{y} = (y_1, \dots, y_l)$ is the ground-truth target sequence and $\mathbf{y}_{\leq i} = (y_0, \dots, y_i)$. As ground truth is available during training, Eq (1) can be efficiently obtained as the probability $P(y_{i+1} \mid \mathbf{y}_{\leq i}, \mathbf{x})$ at each step can be computed in parallel.

During inference, the output sequence $\mathbf{o} = (o_1, \dots, o_m)$ is derived by maximizing the following equation:

$$\mathbf{o}^* = \arg \max_{\mathbf{o}} \log P(\mathbf{o} \mid \mathbf{x}; \Phi) = \arg \max_{\mathbf{o}} \sum_{j=0}^{m-1} \log P(o_{j+1} \mid \mathbf{o}_{\leq j}, \mathbf{x}; \Phi) \quad (2)$$

However, since no ground truth is available in the inference phase, the model has to autoregressively decode only one token at each iteration conditioning on the previous decoded tokens $\mathbf{o}_{\leq j}$ instead of predicting in parallel as in the training phase. As a result, autoregressive decoding needs to sequentially iterate m steps to decode a sequence of length m , which largely limits computational parallelism, becoming the main bottleneck of inference efficiency.

3 Aggressive Decoding

As Section 1 introduces, Aggressive Decoding aims to accelerate autoregressive (AR) decoding without quality loss, achieved by cooperation of aggressive decoding and verification, which may work in a different way for different kinds of seq2seq tasks.

Specifically, we start with Input-guided Aggressive Decoding (IAD) in Section 3.1 that is straightforward for the seq2seq tasks whose inputs and outputs are highly similar. Then, we generalize Aggressive Decoding for other seq2seq tasks by proposing Generalized Aggressive Decoding (GAD) in Section 3.2.

3.1 Input-guided Aggressive Decoding

As introduced in Section 2, the Transformer decodes only one token at each step during inference. For the seq2seq tasks whose output sequence is usually very similar to the input, fortunately, we can simply assume the model's outputs are identical to the inputs, which allows us to aggressively decode a number of drafted tokens by directly copying from the input, motivating us to propose Input-guided Aggressive Decoding.

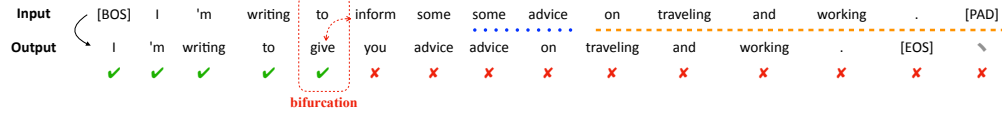
The overview of Input-guided Aggressive Decoding is shown in Figure 2, which involves initial aggressive decoding and re-decoding. We use Grammatical Error Correction (GEC) as an example task to demonstrate how Input-guided Aggressive Decoding works in the following subsections.

3.1.1 Initial Aggressive Decoding

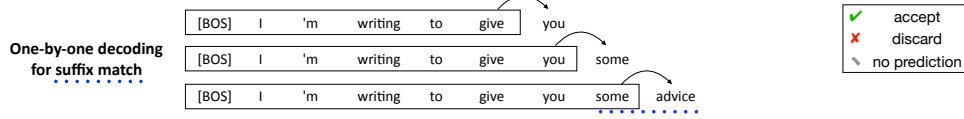
The key motivation of Input-guided Aggressive Decoding is the assumption that the output sequence $\mathbf{o} = (o_1, \dots, o_m)$ should be almost the same with the input sequence $\mathbf{x} = (x_1, \dots, x_n)$. At the initial step, instead of only decoding the first token o_1 conditioning on the special [BOS] token o_0 , Input-guided Aggressive Decoding decodes $o_{1\dots n}$ conditioning on the drafted tokens $\hat{\mathbf{o}}_{0\dots n-1}$ in parallel with the assumption that $\hat{\mathbf{o}}_{0\dots n-1} = \mathbf{x}_{0\dots n-1}$. Specifically, for $j \in \{0, 1, \dots, n-2, n-1\}$, o_{j+1} is decoded as follows:

$$\begin{aligned} o_{j+1}^* &= \arg \max_{o_{j+1}} \log P(o_{j+1} \mid \mathbf{o}_{\leq j}, \mathbf{x}; \Phi) \\ &= \arg \max_{o_{j+1}} \log P(o_{j+1} \mid \hat{\mathbf{o}}_{\leq j}, \mathbf{x}; \Phi) \\ &= \arg \max_{o_{j+1}} \log P(o_{j+1} \mid \mathbf{x}_{\leq j}, \mathbf{x}; \Phi) \end{aligned} \quad (3)$$

Initial Aggressive Decoding (in parallel)



Re-decoding



Switch back to Aggressive Decoding (in parallel)

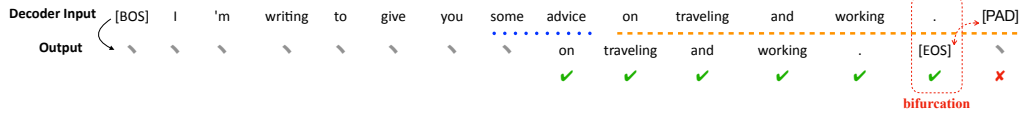


Figure 2: The overview of Input-guided Aggressive Decoding. Input-guided Aggressive Decoding tries decoding as many tokens as possible in parallel with the assumption that the input and output should be identical. If we find a bifurcation when we verify the drafted tokens, then we accept the predictions before (including) the bifurcation, and discard all the predictions after the bifurcation and re-decode them using original one-by-one autoregressive decoding. If we find a suffix match (i.e., *some advice* highlighted with the blue dot lines) between the output and the input during one-by-one re-decoding, we switch back to Input-guided Aggressive Decoding by copying the tokens (highlighted with the orange dashed lines) following the matched tokens in the input to the decoder input by assuming they will be the same.

where $\hat{o}_{\leq j}$ is the previous drafted tokens for step $j + 1$, which is assumed to be the same with $x_{\leq j}$.

After we obtain $o_{1..n}$, we verify whether $x_{1..n}$ is actually identical to $o_{1..n}$ or not. If $x_{1..n}$ is fortunately exactly the same as $o_{1..n}$, the inference will finish, meaning that the model finds no grammatical errors in the input sequence $x_{1..n}$ and keeps the input untouched. In more cases, however, $x_{1..n}$ will not be exactly the same as $o_{1..n}$. In such a case, we have to stop to find the first bifurcation position k so that $o_{1..k-1} = x_{1..k-1}$ and $o_k \neq x_k$.

Since $o_{1..k-1} = \hat{o}_{1..k-1} = x_{1..k-1}$, the predictions $o_{1..k}$ could be accepted as they will not be different even if they are decoded through the original autoregressive greedy decoding. However, for the predictions $o_{k+1..n}$, we have to discard and re-decode them because $o_k \neq \hat{o}_k$.

3.1.2 Re-decoding

As $o_k \neq \hat{o}_k = x_k$, we have to re-decode for o_{j+1} ($j \geq k$) one by one following the original autoregressive decoding:

$$o_{j+1}^* = \arg \max_{o_{j+1}} P(o_{j+1} \mid o_{\leq j}, x; \Phi) \quad (4)$$

After we obtain $o_{\leq j}$ ($j > k$), we try to match its suffix to the input sequence x for further aggressive decoding. If we find its suffix $o_{j-q..j}$ ($q \geq 0$) is the unique substring of x such that $o_{j-q..j} = x_{i-q..i}$, then we can assume that $o_{j+1..}$ will be very likely to be the same with $x_{i+1..}$ because of the special characteristic of the task that the input and output are highly similar.

If we fortunately find such a suffix match, then we can switch back to Input-guided Aggressive Decoding to decode in parallel with the assumption $\hat{o}_{j+1..} = x_{i+1..}$. Specifically, the token o_{j+t} ($t > 0$) is decoded as follows:

$$o_{j+t}^* = \arg \max_{o_{j+t}} P(o_{j+t} \mid o_{< j+t}, x; \Phi) \quad (5)$$

Algorithm 1 Input-guided Aggressive Decoding

Input: $\Phi, \mathbf{x} = ([BOS], x_1, \dots, x_n, [PAD]), \mathbf{o} = (o_0) = ([BOS]);$

Output: $o_{1..j} = (o_1, \dots, o_j);$

```

1: Initialize  $j \leftarrow 0;$ 
2: while  $o_j \neq [EOS]$  and  $j < \text{MAX\_LEN}$  do
3:   if  $o_{j-q..j}$  ( $q \geq 0$ ) is a unique substring of  $\mathbf{x}$  such that  $\exists ! i : o_{j-q..j} = \mathbf{x}_{i-q..i}$  then
4:     Aggressive Decode  $\tilde{o}_{j+1..}$  according to Eq (5) and Eq (6);
5:     Find bifurcation  $j+k$  ( $k > 0$ ) such that  $\tilde{o}_{j+1..j+k-1} = \mathbf{x}_{i+1..i+k-1}$  and  $\tilde{o}_{j+k} \neq \mathbf{x}_{i+k};$ 
6:      $\mathbf{o} \leftarrow \text{CAT}(\mathbf{o}, \tilde{o}_{j+1..j+k});$ 
7:      $j \leftarrow j+k;$ 
8:   else
9:     Decode  $o_{j+1}^* = \arg \max_{o_{j+1}} P(o_{j+1} \mid \mathbf{o}_{\leq j}, \mathbf{x}; \Phi);$ 
10:     $\mathbf{o} \leftarrow \text{CAT}(\mathbf{o}, o_{j+1}^*);$ 
11:     $j \leftarrow j+1;$ 
12:   end if
13: end while

```

In Eq (5), $\mathbf{o}_{\leq j+t}$ is derived as follows:

$$\mathbf{o}_{\leq j+t} = \text{CAT}(\mathbf{o}_{\leq j}, \hat{\mathbf{o}}_{j+1..j+t-1}) = \text{CAT}(\mathbf{o}_{\leq j}, \mathbf{x}_{i+1..i+t-1}) \quad (6)$$

where $\text{CAT}(\mathbf{a}, \mathbf{b})$ is the operation that concatenates two sequences \mathbf{a} and \mathbf{b} .

Otherwise (i.e., we cannot find a suffix match at the step), we continue decoding using the original autoregressive greedy decoding approach until we find a suffix match.

We summarize the process of Input-guided Aggressive Decoding in Algorithm 1. For simplifying implementation, we make minor changes in Algorithm 1: 1) we set $o_0 = x_0 = [BOS]$ in Algorithm 1, which enables us to regard the initial aggressive decoding as the result of suffix match of $o_0 = x_0$; 2) we append a special token $[PAD]$ to the end of \mathbf{x} so that the bifurcation (in the 5th line in Algorithm 1) must exist (see the bottom example in Figure 2). Since we discard all the computations and predictions after the bifurcation for re-decoding, Input-guided Aggressive Decoding guarantees that generation results are exactly the same as greedy decoding (i.e., beam=1). However, as Input-guided Aggressive Decoding decodes many tokens in parallel, it largely improves the computational parallelism during inference, greatly benefiting the inference efficiency.

3.2 Generalized Aggressive Decoding

Although Input-guided Aggressive Decoding is intuitive for the seq2seq tasks like GEC whose inputs and outputs are similar, it cannot be applied to other seq2seq tasks that are not characterized by highly similar inputs and outputs. To generalize Aggressive Decoding for general seq2seq tasks like Machine Translation (MT), we propose Generalized Aggressive Decoding (GAD).

Unlike Input-guided Aggressive Decoding which simply copies from the input sentence as the drafted tokens, GAD additionally employs a non-autoregressive (NAR) decoding model to aggressively generate the drafted tokens efficiently in parallel, allowing GAD to be applicable to any seq2seq task where NAR works well. Specifically, GAD decomposes every decoding iteration into two substeps – *draft* and *verify*:

Draft At each decoding iteration, GAD first utilizes an NAR model to aggressively decode a number of drafted tokens (denoted as $[MASK]$ in its decoder input in Figure 3) in parallel, conditioning on preceding decoded tokens. Formally, given the source sentence $\mathbf{x} = (x_1, x_2, \dots, x_n)$ and the previous decoded tokens $\mathbf{o}_{\leq j} = (o_1, o_2, \dots, o_j)$, GAD decodes the next k (drafted) tokens as a block in parallel:

$$\tilde{o}_{j+1..j+k} = \arg \max_{\tilde{o}_{j+1..j+k}} \sum_{i=1}^k \log P(\tilde{o}_{j+i} \mid \mathbf{o}_{\leq j}, \mathbf{x}; \Phi_{\text{NAR}})$$

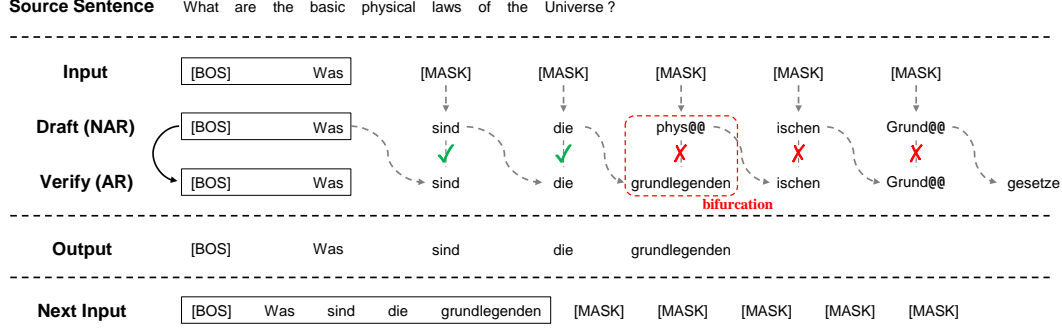


Figure 3: Generalized Aggressive Decoding where a decoding iteration is involved with two substeps: *draft* and *verify*. In the **Draft** substep, an NAR model drafts (i.e., decodes) a block (block size $k = 5$ for this example) of tokens in parallel conditioning on the source sentence and previous decoded tokens (i.e., the tokens in the rectangle boxes). In the **Verify** substep, drafted tokens are verified in parallel: bifurcation is detected as the first position where we find the drafted token does not match the top-1 result verified by an AR model. The drafted tokens after the bifurcation position are all discarded, for guaranteeing GAD’s decoding results will be the exactly same with (AR) greedy decoding.

Verify Then, the drafted tokens $\tilde{o}_{j+1 \dots j+k}$ are verified with an AR model in the autoregressive manner, which performs in parallel. As Input-guided Aggressive Decoding, we find the bifurcation position c by comparing the drafted tokens with the AR prediction results conditioning on the draft as Figure 3 shows:

$$c = \arg \max_i \frac{\mathbb{1}(\tilde{o}_{j+i} \neq \hat{o}_{j+i})}{i}, 1 \leq i \leq k$$

$$\hat{o}_{j+i} = \arg \max_{\hat{o}_{j+i}} \log P(\hat{o}_{j+i} | \mathbf{o}_{\leq j}, \tilde{\mathbf{o}}_{j+1 \dots j+i-1}, \mathbf{x}; \Phi_{\text{AR}}) \quad (7)$$

where $\mathbb{1}(\cdot)$ is the indicator function and \hat{o}_{j+i} is the top-1 result verified by the AR model conditioning on the previous decoded tokens $\mathbf{o}_{\leq j}$ and the drafted tokens $\tilde{\mathbf{o}}_{j+1 \dots j+i-1}$. We only accept the verified tokens before (including) the bifurcation position as decoded tokens, which ensures GAD to yield the same results as greedy decoding of AR:

$$\mathbf{o}_{j+1 \dots j+c} = \hat{\mathbf{o}}_{j+1 \dots j+c} = (\tilde{\mathbf{o}}_{j+1 \dots j+c-1}, \hat{o}_{j+c})$$

We iterate decoding with the above substeps until the termination condition is met, i.e. the [EOS] token is decoded or the sentence reaches the maximal length. As illustrated, GAD is highly efficient because both *draft* and *verify* perform in parallel.

3.2.1 NAR drafter

As demonstrated above, an NAR model is the key to generalizing Aggressive Decoding to general seq2seq tasks, which can efficiently generate drafted tokens in parallel. Our NAR drafter differs from other NAR models in two aspects: First, we only require the NAR drafter to decode a block (i.e., fixed length) of tokens in each decoding iteration, instead of the whole sequence; Second, as illustrated in Figure 3, since we decode from *Left* to *Right*, the NAR drafter is required to decode tokens conditioning on the previously decoded tokens. Formally, given the source sentence $\mathbf{x} = (x_1, \dots, x_n)$ and the randomly sampled prefix $\mathbf{y}_{0 \dots p}$ ($0 \leq p < m$) of the target sentence $\mathbf{y} = (y_1, \dots, y_m)$, the model is trained to predict the next k tokens, as shown in Figure 3:

$$\mathcal{L}_{\text{NAR}} = \sum_{i=p+1}^{p+k} \log P(y_i | \mathbf{y}_{1 \dots p}, \mathbf{x}; \Phi_{\text{NAR}})$$

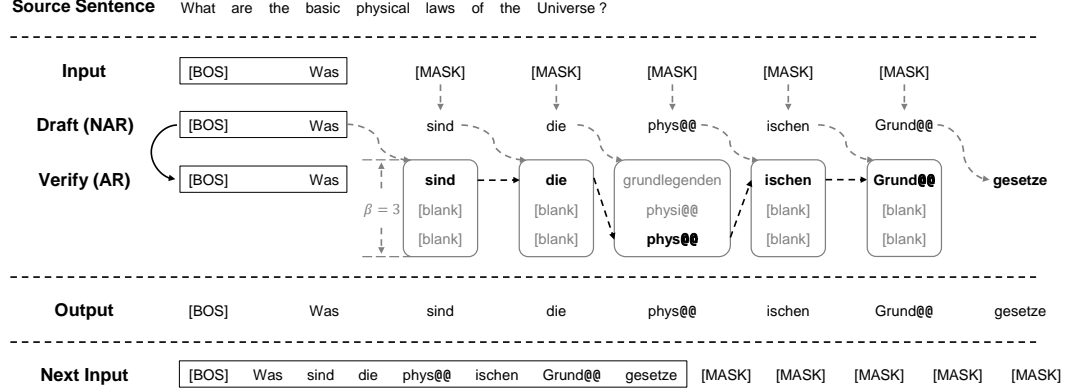


Figure 4: Illustration of GAD++. Compared to the vanilla GAD strictly requiring the drafted tokens to match the top-1 result of the AR verifier, GAD++ slightly loosens the criterion to trust NAR’s draft more, by only requiring the drafted tokens to fall in the $top\text{-}\beta$ of the AR verifier with a tolerable log-likelihood gap (not shown in this Figure; see Eq (9)). As a result, GAD++ allows more drafted tokens to be accepted even if they are slightly different from the top-1 result of the AR verifier, leading to a higher inference speedup.

In addition, we leverage the glancing strategy following Qian et al. (2021), which exploits curriculum learning during training to get better performance. As in previous NAR work, we apply sequence-level knowledge distillation (Seq-KD) (Kim & Rush, 2016) by an AR Transformer teacher model to train our NAR drafter.

3.2.2 AR verifier

We use the conventional autoregressive Transformer (see Section 2) as our AR verifier, which is the key to guaranteeing the generation quality. As we hope as many drafted tokens by the NAR model as possible can be accepted by the AR verifier for a higher speedup, we also apply Seq-KD to the AR verifier by a shared teacher (with the NAR drafter), which not only allows the NAR drafter and AR verifier to perform similarly, but also helps improve the AR verifier’s prediction quality (Furlanello et al., 2018).

3.2.3 GAD++

As shown in Figure 3 and discussed above, the vanilla GAD only accepts the drafted tokens that match the top-1 result of the AR verifier, which guarantees that GAD’s generation is identical to greedy decoding of AR. However, the top-1 results are not necessarily better than the drafted tokens. As a result, the strict verification criterion (i.e., top-1 matching) will result in many good drafted tokens being discarded just because they are different from the top-1 result of the AR verifier, which limits the speedup of GAD.

To overcome this limitation, we propose a variant of GAD named GAD++, which is illustrated in Figure 4. Instead of the rigid top-1 matching requirement in the vanilla GAD shown in Eq (7), GAD++ loosens the criterion to trust the NAR’s draft more, by only requiring the drafted tokens to fall in $top\text{-}\beta$ candidates with a tolerable (log-likelihood) score gap τ (away from the top-1 result):

$$\hat{o}_{j+i} = \begin{cases} \tilde{o}_{j+i}, & \text{if GAD++ requirement is met} \\ \text{same as Eq (7),} & \text{otherwise} \end{cases}$$

As discussed above, *GAD++ requirement* is met if Eq (8) and (9) are both true:

$$\log P(\tilde{o}_{j+i}|\cdot) \geq \log P(\hat{o}_{j+i}^{(\beta)}|\cdot) \quad (8)$$

$$\log P(\hat{o}_{j+i}^{(1)}|\cdot) - \log P(\tilde{o}_{j+i}|\cdot) \leq \tau \quad (9)$$

where $\log P(\hat{o}_{j+i}^{(\beta)}|\cdot)$ is the top- β ranked result’s log-likelihood score by the AR verifier.

Model	Synthetic Data	Total Latency (s)	Speedup	CoNLL-13		
				P	R	$F_{0.5}$
Transformer-big (beam=5)	No	440	1.0×	53.84	18.00	38.50
Transformer-big (beam=1)	No	397	1.1×	52.75	18.34	38.36
Transformer-big (IAD)	No	54	8.1×	52.75	18.34	38.36
Transformer-big (beam=5)	Yes	437	1.0×	57.06	23.62	44.47
Transformer-big (beam=1)	Yes	390	1.1×	56.45	24.70	44.91
Transformer-big (IAD)	Yes	60	7.3×	56.45	24.70	44.91

Table 1: The performance and online inference efficiency of the Transformer-big with Input-guided Aggressive Decoding (IAD) in our validation set (CoNLL-13) that contains 1,381 sentences. We use Transformer-big (beam=5) as the baseline to compare the performance and efficiency of IAD.

The advanced verification criterion with the hyperparameter $\text{top-}\beta$ and tolerance τ not only allows more drafted tokens to be accepted for a higher speedup but also enables GAD++ to generate beyond greedy decoding.

4 Experiments

We test Aggressive Decoding in various seq2seq tasks: For Input-guided Aggressive Decoding, we mainly evaluate in Grammatical Error Correction (Section 4.1); while for Generalized Aggressive Decoding, we choose Machine Translation as the main task for evaluation (Section 4.2).

4.1 Evaluations for Input-guided Aggressive Decoding

4.1.1 Data and Model Configuration

We follow recent work in English GEC to conduct experiments in the restricted training setting of BEA-2019 GEC shared task (Bryant et al., 2019): We use Lang-8 Corpus of Learner English (Mizumoto et al., 2011), NUCLE (Dahlmeier et al., 2013), FCE (Yannakoudakis et al., 2011) and W&I-LOCNESS (Granger; Bryant et al., 2019) as our GEC training data. For facilitating fair comparison in the efficiency evaluation, we follow the previous studies (Omelianchuk et al., 2020; Chen et al., 2020) which conduct GEC efficiency evaluation to use CoNLL-2014 (Ng et al., 2014) dataset that contains 1,312 sentences as our main test set, and evaluate the speedup as well as Max-Match (Dahlmeier & Ng, 2012) precision, recall and $F_{0.5}$ using their official evaluation scripts³. For validation, we use CoNLL-2013 (Ng et al., 2013) that contains 1,381 sentences as our validation set. To compare with the state-of-the-art approaches in English GEC that pretrain with synthetic data, we also synthesize 300M error-corrected sentence pairs for pretraining the English GEC model following the approaches of Grundkiewicz et al. (2019) and Zhang et al. (2019). Note that in the following evaluation sections, the models evaluated are by default trained without the synthetic data unless they are explicitly mentioned.

We use the most popular GEC model architecture – Transformer-big (Vaswani et al., 2017) as our baseline model which has a 6-layer encoder and 6-layer decoder with 1,024/4,096 embedding/FFN dimension. We train the English GEC model using an encoder-decoder shared vocabulary of 32K Byte Pair Encoding (Sennrich et al., 2016) tokens. We include more training details in the supplementary notes.

All the efficiency evaluations are conducted in the online inference setting (i.e., batch size=1) by default. We perform model inference with fairseq⁴ implementation using Pytorch 1.5.1 with 1 Nvidia Tesla V100-PCIe of 16GB GPU memory under CUDA 10.2.

4.1.2 Results

We evaluate Input-guided Aggressive Decoding (IAD) in our validation set (CoNLL-13) which contains 1,381 validation examples. As shown in Table 1, IAD achieves an over 7× speedup over the autoregressive beam search (beam=5) baseline, and generates exactly the same predictions as

³<https://github.com/nusnlp/m2scorer>

⁴<https://github.com/pytorch/fairseq>

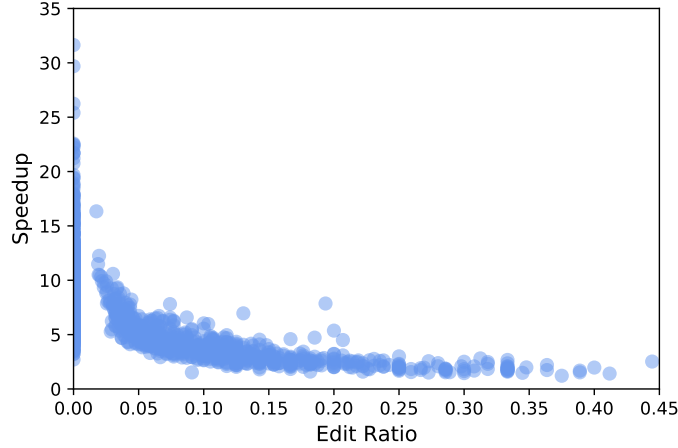


Figure 5: The speedup (over greedy decoding) distribution of all the 1,381 validation examples with respect to their edit ratio in CoNLL-13.

Speedup	Edit Ratio	Input	Output
16.7×	0	Personally , I think surveillance technology such as RFID (radio-frequency identification) should not be used to track people , for the benefit it brings to me can not match the concerns it causes .	[Personally , I think surveillance technology such as RFID (radio-frequency identification) should not be used to track people , for the benefit it brings to me can not match the concerns it causes .] ₀
5.8×	0	Nowadays , people use the all-purpose smart phone for communicating .	[Nowadays , people use the all-purpose smart phone for communicating .] ₀
6.8×	0.03	Because that the birth rate is reduced while the death rate is also reduced , the percentage of the elderly is increased while that of the youth is decreased .	[Because the] ₀ [birth] ₁ [rate is reduced while the death rate is also reduced , the percentage of the elderly is increased while that of the youth is decreased .] ₂
5.1×	0.06	More importantly , they can share their ideas of how to keep healthy through Internet , to make more interested people get involve and find ways to make life longer and more wonderful .	[More importantly , they can share their ideas of how to keep healthy through the] ₀ [Internet] ₁ [, to make more interested people get involved] ₂ [and] ₃ [find] ₄ [ways to make life longer and more wonderful .] ₅
3.5×	0.13	As a result , people have more time to enjoy advantage of modern life .	[As a result , people have more time to enjoy the] ₀ [advantages] ₁ [of] ₂ [modern life .] ₃
1.5×	0.27	Nowadays , technology is more advance than the past time .	[Nowadays , technology is more advanced] ₀ [than] ₁ [in] ₂ [the] ₃ [past .] ₄
1.4×	0.41	People are able to predicate some disasters like the earth quake and do the prevention beforehand .	[People are able to predict] ₀ [disasters] ₁ [like the earthquake] ₂ [and] ₃ [prevent] ₄ [them] ₅ [beforehand] ₆ [.] ₇

Table 2: Examples of various speedup ratios by IAD over greedy decoding in CoNLL-13. We show how the examples are decoded in the column of **Output**, where the tokens within a blue block are decoded in parallel through aggressive decoding while the tokens in red blocks are decoded through the original autoregressive greedy decoding.

greedy decoding, as discussed in Section 3.1. Since greedy decoding can achieve comparable overall performance (i.e., $F_{0.5}$) with beam search while it tends to make more edits resulting in higher recall but lower precision, the advantage of IAD in practical GEC applications is obvious given its strong performance and superior efficiency.

We further look into the efficiency improvement by IAD. Figure 5 shows the speedup distribution of the 1,381 examples in CoNLL-13 with respect to their edit ratio which is defined as the normalized (by the input length) edit distance between the input and output. It is obvious that the sentences with fewer edits tend to achieve higher speedup, which is consistent with our intuition that most tokens in

Model	Synthetic Data	Multi-stage Fine-tuning	CoNLL-14	
			$F_{0.5}$	Speedup
<i>Transformer-big</i> ($beam=5$)	Yes	No	61.6	1.0×
<i>PIE</i> [*] (Awasthi et al., 2019)	Yes	No	59.7	<u>10.3×</u>
<i>Span Correction</i> [*] (Chen et al., 2020)	Yes	No	61.0	2.6×
<i>Seq2Edits</i> (Stahlberg & Kumar, 2020)	Yes	Yes	58.6	-
<i>GECToR</i> (RoBERTa) (Omelianchuk et al., 2020)	Yes	Yes	64.0	12.4×
<i>GECToR</i> (XLNet) (Omelianchuk et al., 2020)	Yes	Yes	65.3	-
12+2 BART-Init ($beam=1$)	Yes	Yes	66.4	2.3×
12+2 BART-Init (IAD)	Yes	Yes	66.4	9.6×

Table 3: The performance and online inference efficiency evaluation of efficient GEC models in CoNLL-14. For the models with ^{*}, their performance and speedup numbers are from Chen et al. (2020) who evaluate the online efficiency in the same runtime setting (e.g., GPU and runtime libraries) with ours. The underlines indicate the speedup numbers of the models are evaluated with Tensorflow based on their released codes, which are not strictly comparable here. Note that for *GECToR*, we re-implement its inference process of *GECToR* (RoBERTa) using fairseq for testing its speedup in our setting. - means the speedup cannot be tested in our runtime environment because the model has not been released or not implemented in fairseq.

Model	NLPCC-18 (big)		Wikilarge (base)		
	$F_{0.5}$	Speedup	SARI	BLEU	Speedup
<i>Transformer</i> ($beam=5$)	29.6	1.0×	36.9	91.9	1.0×
<i>Transformer</i> ($beam=1$)	29.4	1.1×	36.1	90.7	1.1×
<i>Transformer</i> (IAD)	29.4	8.5×	36.1	90.7	8.8×

Table 4: The results of IAD for Chinese GEC (NLPCC-18) and English Text Simplification (Wikilarge) when it is applied to a naive Transformer baseline: For Chinese GEC, we use Transformer-big, while for English Text Simplification, we use Transformer-base as the baseline.

such sentences can be decoded in parallel through IAD; on the other hand, for the sentences that are heavily edited, their speedup is limited because of frequent re-decoding. To give a more intuitive analysis, we also present concrete examples with various speedup in our validation set to understand how IAD improves the inference efficiency in Table 2.

Table 3 shows the performance and efficiency of IAD applied to a BART-initialized (Lewis et al., 2020) Transformer with a 12-layer encoder and 2-layer decoder that is pretrained with synthetic data and fine-tuned in multiple stages (Stahlberg & Kumar, 2020), and compares with state-of-the-art efficient GEC models that are all faster than the Transformer-big baseline in CoNLL-14 test set. IAD significantly speeds up the 12+2 BART-initialized single model⁵ to achieve a 9.6× speedup over the Transformer-big baseline without hurting its state-of-the-art result.

Unlike *GECToR* and *PIE* that are difficult to adapt to other languages and tasks despite their competitive speed because they are specially designed for English GEC with many manually designed language-specific operations like the transformation of verb forms (e.g., VBD→VBZ) and prepositions (e.g., in→at), IAD is data-driven without depending on language-specific features, and thus can be easily adapted to other languages (e.g., Chinese) and tasks (e.g., text simplification) whose inputs and outputs are similar, both achieving an over 8× speedup with identical results as autoregressive (greedy) decoding, as shown in Table 4.

4.2 Evaluations for Generalized Aggressive Decoding

4.2.1 Experimental Settings

Datasets and Evaluation We mainly evaluate Generalized Aggressive Decoding (GAD) on the most recognized machine translation benchmark: WMT14⁶ English→German translation which

⁵The same model checkpoint also achieves the state-of-the-art result – 72.9 $F_{0.5}$ with a 9.3× speedup in the BEA-19 test set.

⁶<https://www.statmt.org/wmt14>

	Models	Iter.	Speed	WMT14		WMT16	
				EN-DE	DE-EN	EN-RO	RO-EN
AR baseline	Transformer-base (w/o Seq-KD) [†]	N	1.0×	27.38	31.78	34.16	34.46
	NAT w/ Fertility (Gu et al., 2018)	1	15.6×	17.69	21.47	27.29	29.06
Fully NAR	CTC (Libovický & Helcl, 2018)	1	/	17.68	19.80	19.93	24.71
	Bag-of-ngrams (Shao et al., 2020)	1	10.8×	20.90	24.61	28.31	29.29
	AXE (Ghazvininejad et al., 2020a)*	1	/	23.53	27.90	30.75	31.54
	GLAT (Qian et al., 2021)	1	15.3×	25.21	29.84	31.19	32.04
	OaXE (Du et al., 2021)*	1	/	26.10	30.20	32.40	33.30
	AlignNART (Song et al., 2021)	1	13.4×	26.40	30.40	32.50	33.10
	DSLIP (Huang et al., 2021)	1	14.8×	27.02	31.61	34.17	34.60
	F-VAE (Gu & Kong, 2021)	1	16.5×	27.49	31.10	33.79	33.87
	iNAT (Lee et al., 2018)	10	/	21.61	25.48	29.32	30.19
Iterative NAR	CMLM (Ghazvininejad et al., 2019)*	10	1.7×	27.03	30.53	33.08	33.31
	LevT (Gu et al., 2019)	2.1	4.0×	27.27	/	/	33.26
	SMART (Ghazvininejad et al., 2020b)*	10	1.7×	27.65	31.27	/	/
	DisCo (Kasai et al., 2020)*	4.8	3.5×	27.34	31.31	33.22	33.25
	Imputer (Saharia et al., 2020)*	8	3.9× [§]	28.20	31.80	34.40	34.10
	Multi-Task NAT (Hao et al., 2021)*	10	1.7×	27.98	31.27	33.80	33.60
	RewriteNAT (Geng et al., 2021)*	2.7	3.1×	27.83	31.52	33.63	34.09
	SUNDAE (Savinov et al., 2021)*	16	1.4× [§]	28.46	32.30	/	/
	CMLMC (Huang et al., 2022)*	10	/	28.37	31.41	34.57	34.13
Ours	Teacher	N	/	29.31	32.11	34.72	34.49
	NAR drafter ($k = 25$)	1.6	14.3×	26.48	30.23	32.08	32.21
	AR verifier ($beam = 5$)	N	1.0×	28.89	32.53	34.96	34.86
	AR verifier ($beam = 1$)	N	1.1×	28.73	32.18	34.83	34.65
	GAD ($k = 25$)	4.9	3.0×	28.73	32.18	34.83	34.65
	GAD++ ($k = 25$, high-quality)	4.0	3.6×	28.89	32.56	35.32	34.98
	GAD++ ($k = 25$, high-efficiency)	3.1	4.5×	28.73	32.19	34.92	34.80

Table 5: Results of GAD on WMT14 EN \leftrightarrow DE and WMT16 EN \leftrightarrow RO benchmarks. For inference efficiency, we report the averaged decoding iteration (denoted as *Iter.*) and speedup on WMT14 EN \rightarrow DE. The results that truly match or outperform autoregressive decoding (i.e., AR verifier with beam=1) are **highlighted in red**. [†]AR baselines’ results are from Kasai et al. (2020). [§] indicates the speedup results reported in the original papers are obtained by the comparison with greedy decoding.

contains 4.5M translation pairs for training. Following prior work (Ott et al., 2018), we adopt *newstest-13* as our validation set for finding the best hyperparameters and model checkpoints, and test on *newstest-14*. We use 32K Byte Pair Encoding (BPE) (Sennrich et al., 2016) subwords as the joint source-target dictionary. We use BLEU (Papineni et al., 2002) to evaluate the translation quality. For inference efficiency, we use both the number of decoding iterations and the speedup over the beam search baseline. Specifically, we test the inference speed with fairseq implementation using Pytorch 1.10 with CUDA 11 on 1 Nvidia P100 GPU.

In addition to WMT14 English \rightarrow German, we also test GAD on WMT14 German \rightarrow English and WMT16 English \leftrightarrow Romanian translation benchmarks, following previous NAR work in machine translation.

Model Configuration We mainly study the most commonly used base-size Transformer (Vaswani et al., 2017) architecture for MT. The Transformer-base has a 6-layer encoder and a 6-layer decoder. Its embedding/FFN dimension/#heads are 512/2,048/8. We use the model architecture for both the drafter (NAR) and verifier (AR). We apply sequence-level knowledge distillation as discussed in Section 3.2.1 and 3.2.2 for the drafter and verifier using a shared teacher: Following recent NAR work (Ghazvininejad et al., 2019; Saharia et al., 2020; Savinov et al., 2021), we use the Transformer-big as the teacher for WMT14 EN \leftrightarrow DE, and use Transformer-base for WMT16 EN \leftrightarrow RO, which all train with the raw training set and generate the distilled training set with beam search ($beam = 5$). We include model training details in Appendix B.1.

4.2.2 Main Results

The translation quality and speedup results in the WMT’14 English-German translation are presented in Table 5. Unlike previous NAR approaches that are inferior to AR with Seq-KD (i.e., our AR verifier), GAD introduces an around 3 \times speedup with the exactly same translation quality as (autoregressive) greedy decoding by our AR verifier, truly achieving lossless acceleration. GAD++ further

Models	k	Tok.	BLEU	Speed
AR ($beam = 5$)	/	1.00	26.72	1.00×
GAD++	10	5.97	26.68	3.04×
	15	6.74	26.94	3.47×
	20	7.24	26.75	3.55×
	25	7.56	26.92	3.79 ×
	30	7.44	26.75	3.63×

Table 6: The mean accepted tokens ($Tok.$), the translation quality ($BLEU$), and the efficiency ($Speed$) when decoding with a various number of block size k on the development set. The results are obtained with GAD++ ($top-3$, $\tau = 1.0$).

Models	τ	Top-3 ($\beta = 3$)	Top-5 ($\beta = 5$)
GAD++	1	7.56/ 27.02	7.58/27.02
	2	8.64/26.92	8.77/26.92
	3	9.46/26.84	9.72/26.84
	4	10.04/26.78	10.50/26.74
	5	10.38/26.70	10.99 /26.64

Table 7: Performances on the development set with different hyperparameters in GAD++. Each cell lists the mean accepted tokens and BLEU score. The results are obtained with GAD++ ($k = 25$). The BLEU score of greedy decoding of the AR verifier is 26.62.

improves the results by loosening the strict top-1 matching criterion: slightly loosening (i.e., GAD++ high-quality) allow us to achieves better translation than greedy decoding with a higher speedup ($3.0\times \rightarrow 3.6\times$), while a little more aggressively loosening (i.e., GAD++ high-efficiency) further accelerates inference ($3.6\times \rightarrow 4.5\times$) owing to the acceptance of more tokens despite a marginal loss of translation quality.

By looking into our results, it is observed that our NAR drafter’s translation quality is better than the majority of fully NAR work but inferior to most iterative NAR approaches. Compared with the NAR models including complicated mechanisms such as length prediction, length beam, reranking, and CTC that slow down the efficiency per iteration, our NAR drafter is simple and straightforward. As a result, its decoding efficiency per iteration is much higher, leading to a comparable speedup to fully NAR despite taking 1.6 decoding iterations on average. The acceptable translation quality and high efficiency of our NAR drafter significantly help accelerate autoregressive decoding, playing a critical role in the lossless acceleration of GAD.

The results for other language pairs are similar to WMT14 EN-DE. We include the details in Table 14 in Appendix B.2.

4.2.3 Analysis of Hyperparameter

Block Size k We conduct experiments with various block sizes on our development set and show the results in Table 6. As the block size k increases, the number of mean accepted tokens, which highly correlates with speedup and the number of decoding iterations, first increases and reaches a peak when $k = 25$. Further increasing k has an adverse effect, because it will become very hard for the model to learn to translate too many tokens simultaneously given the limited model capacity, leading to a drop in both efficiency and quality.

Top- β and Tolerance τ in GAD++ We study the effects of hyperparameters in GAD++: top- β and tolerance τ , and show the results on the development set in Table 7. Moderately increasing τ and β not only leads to an increase of mean accepted tokens since AR verification becomes less strict but also improves the translation quality over greedy decoding. However, the translation quality will decrease if the constraints are over loosened: the BLEU score will degrade from the peak of 27.02 to 26.64 when decoding with $top-5$ selection (i.e., $\beta = 5$) and $\tau = 5.0$. Based on the results in the development set, we conservatively select $\beta = 3$, $\tau = 1.0$ for the *high-quality* GAD++, and use $\beta = 5$, $\tau = 3.0$ as the *high-efficiency* GAD++ to pursue the higher speedup without substantial loss of translation quality for WMT14 English→German translation as in Table 5.

	Models	Iteration	BLEU	Speed
Teacher	Transformer-big ($beam = 5$)	N	29.31	$1.0\times$
Blockwise	Blockwise decoding ($k = 2$)	/	28.95	$1.7\times^\dagger$
Stern et al. (2018)	Blockwise decoding ($k = 10$)	/	27.40	$3.0\times^\dagger$
	NAR drafter ($k = 30$)	1.4	27.35	$15.0\times$
	AR verifier ($beam = 5$)	N	29.25	$1.0\times$
	AR verifier ($beam = 1$)	N	29.18	$1.1\times$
Ours	GAD ($k = 30$)	4.8	29.18	$3.0\times$
	GAD++ ($k = 30, top-3, \tau = 1.0$)	4.2	29.32	$3.5\times$
	GAD++ ($k = 30, top-5, \tau = 6.0$)	2.6	29.15	$5.0\times$

Table 8: Results of GAD of the big-size model configuration on WMT14 EN-DE and the comparison to the state-of-the-art Blockwise Decoding Stern et al. (2018). † denotes the speedup results reported in original papers obtained by comparison with greedy decoding.

Models	Tok.	Iter.	BLEU
AR-base (greedy)	1	N	28.73
GAD-base	5.53	5.0	28.73
\perp w/ NAR-big	5.90	4.7	28.73
GAD++-base ($top-3, \tau = 1.0$)	6.69	4.1	28.81
\perp w/ NAR-big	7.32	3.8	29.12
GAD++-base ($top-5, \tau = 3.0$)	8.71	3.2	28.58
\perp w/ NAR-big	9.73	2.8	28.98

Table 9: A comparative study on WMT14 EN-DE test set by replacing NAR-base in GAD-base with the stronger NAR-big. The results are obtained with GAD ($k = 30$).

4.2.4 Analysis of Model Size

In addition to the base-size models, we also study larger models to test the effectiveness of GAD. We here use Transformer-big (Vaswani et al., 2017) as our model architecture for both the NAR drafter and AR verifier in GAD/GAD++⁷, and compare it with the conventional Transformer-big baseline as well as Blockwise Decoding (Stern et al., 2018) – a state-of-the-art efficient Transformer-big variant by introducing additional $k - 1$ heads on top of the Transformer decoder to generate next k tokens as a block and verifies, which works in a similar way to GAD. According to Table 8, our GAD/GAD++ substantially outperforms the baseline and Blockwise Decoding, introducing a $3\times\sim 5\times$ speedup over the Transformer-big beam search. Compared with Blockwise Decoding that only uses lightweight heads to generate the next few tokens in parallel, our independent NAR drafter in GAD is much more powerful to generate more drafted tokens that can be accepted⁸, leading to a significantly higher speedup, despite the introduction of more parameters that only account for negligible additional memory cost (see Table 16 in Appendix B.5).

Moreover, we observe that big-size models can use a larger block size ($k = 30$) than the base-size models ($k = 25$) since larger capacity equips the model with a more powerful ability to learn to decode more tokens well in parallel. To better demonstrate this point, we conduct a comparative study of the effects of the NAR drafter’s size given the same block size ($k = 30$) in the GAD-base setting. According to Table 9, the big-size NAR drafter largely outperforms the base-size counterpart: it can generate drafted tokens more reliably (i.e., on average more drafted tokens accepted by the AR verifier), resulting in fewer decoding iterations, which indicates that GAD can be further improved if a more powerful NAR drafter is equipped.

⁷The hyperparameters (e.g., block size k , Top- β , tolerance τ) in GAD/GAD++ (big) are re-tuned on the development set, which may be different from those in the base-size models.

⁸Our vanilla GAD (base) accepts an average number of 6.13 tokens at each decoding iteration on the development set, and GAD++ increases the number to 10.99 tokens with comparable quality, while Blockwise Decoding (base) is reported to accept only 1.90 tokens on average at each decoding iteration with no quality loss.

	Models	Iteration	R-1	R-2	R-L	Speed
Teacher	BART (Lewis et al., 2020)	N	44.16	21.28	40.90	/
AR baseline	BART-base ($beam = 5$) w/o Seq-KD	N	42.84	20.08	39.51	1.0×
	NAR drafter ($k = 25$)	3.3	37.10	14.87	33.47	15.0×
	AR verifier ($beam = 5$)	N	42.55	19.83	39.31	1.0×
	AR verifier ($beam = 1$)	N	43.00	20.28	39.96	1.1×
Ours	GAD ($k = 25$)	14.0	43.00	20.28	39.96	3.0×
	GAD++ ($k = 25, top-3, \tau = 1.0$)	10.8	42.95	20.24	39.73	3.7×
	GAD++ ($k = 25, top-5, \tau = 3.0$)	7.9	42.02	19.42	38.66	4.8×

Table 10: Results of GAD/GAD++ on CNN-DM for Abstractive Summarization.

4.2.5 Analysis of Other Seq2seq Tasks

We test GAD’s effectiveness in one of the most representative seq2seq task – Abstractive Summarization. We employ the distilled training data of CNN Daily Mail (Hermann et al., 2015) from BART (Lewis et al., 2020) to train the NAR drafter and AR verifier that are both based on BART-base, and test on the CNN Daily Mail test split following previous work.

According to Table 10, vanilla GAD consistently achieves the exactly same result as AR verifier ($beam = 1$), which is, to the best of our knowledge, the first work that achieves such a $3\times$ lossless speedup for Abstractive Summarization. GAD++ further accelerates inference but does not show any quality improvement as observed in MT experiments because of the larger performance gap between the NAR drafter and the AR verifier.

4.3 Discussion

Extensive experiments in multiple tasks show that Aggressive Decoding can significantly speed up seq2seq generation without quality loss: IAD introduces a $7\times\sim 9\times$ speedup for the seq2seq tasks characterized by highly similar inputs and outputs, and GAD/GAD++ can have a $3\times\sim 5\times$ speedup which is slower than IAD because of the additional time cost of the NAR drafter in typical Machine Translation and Abstractive Summarization benchmarks. The state-of-the-art lossless speedup is attributed to the substantially improved computational parallelism that allows better utilization of (hardware) computing resources. We believe Aggressive Decoding is promising and can even benefit more from evolving processor hardware that will become increasingly powerful and better at parallel computing, as shown in the speedup comparison of batch inference⁹ using P100, V100 and A100 in Figure 6 and 7.

As a preliminary study, Aggressive Decoding, especially GAD, is far from perfect and has much room to improve. For example, according to the experimental results above, we know GAD’s translation quality mainly depends on the AR verifier and its efficiency relies on the NAR drafter (whose capability matters how many drafted tokens can be accepted). We believe more powerful NAR/AR models (than the simple and naive ones used in this paper) must benefit GAD to achieve better results. Also, according to Table 15 showing time cost by modules in GAD++, our naive implementation costs a total of approximately 16% of overall time to (sequentially) encode the input for AR and NAR. Obviously, this part can be optimized by performing AR and NAR encoding in parallel because they are independent. Moreover, the NAR decoder costs more than the AR decoder because it employs bi-directional attention and cannot save the computation for the already decoded tokens as AR, which we believe can be improved in the future with a better non-autoregressive decoding mechanism designed for GAD.

⁹As the batch size increases, the inference latency per batch will become higher. Therefore, it is impractical to use a large batch size during inference, as Rajbhandari et al. (2022) points out. Therefore, we use the batch size of up to 32 in our experiments. Please note that our batch inference is currently a naive and under-optimized implementation without using cached attention key/value to save the computation of previous decoded tokens for verification, which means its result is probably much underestimated and should be more efficient with an optimized implementation.

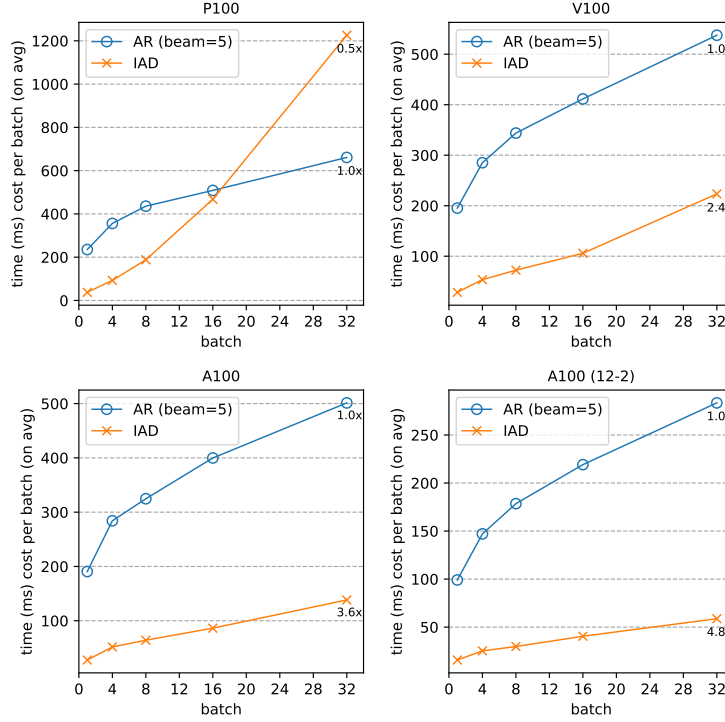


Figure 6: Inference latency of IAD for the Transformer-big (6-layer encoder and 6-layer decoder) and the 12+2 BART-initialized Transformer with batch implementation on P100 (fp32), V100 (fp16) and A100 (fp16). The results are obtained on the CoNLL-14 test set. The speedup baseline ($1\times$) is AR decoding with beam search ($beam = 5$) when batch = 32.

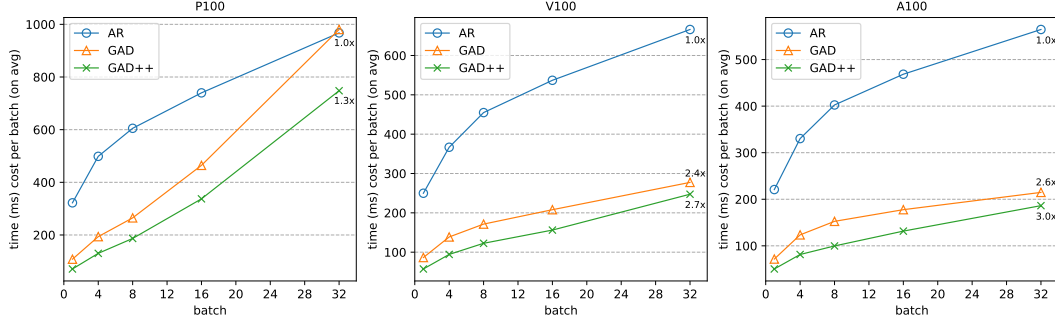


Figure 7: Inference latency of GAD/GAD++ with batch implementation on P100 (fp32), V100 (fp16) and A100 (fp16). The results are obtained on the WMT14 EN-DE test set with GAD/GAD++-Base ($k = 25, top-5, \tau = 3.0$). The speedup baseline ($1\times$) is AR ($beam = 5$) when batch = 32.

5 Related Work

Non-autoregressive Decoding To address the inefficiency of autoregressive decoding for seq2seq generation, Gu et al. (2018) first proposed non-autoregressive decoding for Machine Translation, which decodes the output sentence in one single iteration despite translation quality loss. Recent work mainly focused on improving the quality while maintaining competitive speedups, including applying various training objectives (Ghazvininejad et al., 2020a; Saharia et al., 2020; Du et al., 2021; Huang et al., 2021), modeling dependencies between target tokens (Ghazvininejad et al., 2019; Qian et al., 2021; Song et al., 2021; Gu & Kong, 2021) and refining the translation outputs with multi-pass

iterations (Ghazvininejad et al., 2020b; Kasai et al., 2020; Hao et al., 2021; Geng et al., 2021; Savinov et al., 2021; Huang et al., 2022). However, due to the inherent conditional independence assumption, non-autoregressive decoding’s quality is generally less reliable than the autoregressive counterpart.

Semi-autoregressive Decoding There are also some attempts trying to combine autoregressive and non-autoregressive decoding: Wang et al. (2018) proposed to utilize non-autoregressive decoding locally while keeping the autoregressive property globally; on the contrary, Ran et al. (2020) introduced a local-autoregressive model which retained the non-autoregressive property globally. Similar ideas have been also proposed for GEC: For example, Chen et al. (2020) proposed to use a sequence tagger to identify the grammatical errors’ spans and then use autoregressive decoding to edit them to make the sentence grammatically correct, which is an early form of Input-guided Aggressive Decoding. The most similar work to Generalized Aggressive Decoding is Blockwise Decoding (Stern et al., 2018) that proposed to additionally insert $k - 1$ non-autoregressive heads on top of the Transformer decoder to generate k positions in parallel and use the original autoregressive head to verify these outputs. However, its underinvestment in the non-autoregressive modeling seriously limits its performance, resulting in a much lower efficiency than our approach.

Cascade Inference In general, cascade inference includes model cascade (Huang et al., 2018; Streeter, 2018; Wang et al., 2020) that sequentially applies a series of light-weighted models to handle various instances based on their difficulties, and dynamic early exiting (Xin et al., 2020; Liu et al., 2020; Zhou et al., 2020; Sun et al., 2021) that introduces internal classifiers within deep neural networks to allow early exiting if the prediction is confident enough. Both of them are for efficient inference. Broadly, Aggressive Decoding can be also considered as a special case of cascade inference where aggressively generating drafted tokens is the first round inference and the following verification is analog to the second round responsible for controlling the quality, which should be the very early exploration on seq2seq generation in this direction, to the best of our knowledge.

6 Conclusion

We study lossless acceleration for seq2seq generation and propose a novel decoding paradigm – Aggressive Decoding which replaces the conventional step-by-step decoding with aggressive decoding and verification. Our proposed two Aggressive Decoding variants – Input-guided Aggressive Decoding (IAD) and Generalized Aggressive Decoding (GAD) – can both achieve lossless generation quality in a significant speedup in the rewriting (e.g., GEC) and general seq2seq tasks (e.g., MT) respectively.

Despite the state-of-the-art lossless speedup results, Aggressive Decoding still has great potential with much room to improve, as discussed in Section 4.3. We hope that our preliminary study could draw more attention to this promising decoding paradigm that may potentially evolve into a *de facto* standard for efficient and lossless seq2seq generation in the near future.

References

- Abhijeet Awasthi, Sunita Sarawagi, Rasna Goyal, Sabyasachi Ghosh, and Vihari Piratla. Parallel iterative edit models for local sequence transduction. In *Proceedings of the 2019 Conference on Empirical Methods in Natural Language Processing and the 9th International Joint Conference on Natural Language Processing (EMNLP-IJCNLP)*, pp. 4251–4261, 2019.
- Christopher Bryant, Mariano Felice, Øistein E Andersen, and Ted Briscoe. The bea-2019 shared task on grammatical error correction. In *Proceedings of the Fourteenth Workshop on Innovative Use of NLP for Building Educational Applications*, pp. 52–75, 2019.
- Mengyun Chen, Tao Ge, Xingxing Zhang, Furu Wei, and Ming Zhou. Improving the efficiency of grammatical error correction with erroneous span detection and correction. *arXiv preprint arXiv:2010.03260*, 2020.
- Daniel Dahlmeier and Hwee Tou Ng. Better evaluation for grammatical error correction. In *Proceedings of the 2012 Conference of the North American Chapter of the Association for Computational Linguistics: Human Language Technologies*, pp. 568–572, 2012.

- Daniel Dahlmeier, Hwee Tou Ng, and Siew Mei Wu. Building a large annotated corpus of learner english: The nus corpus of learner english. In *Proceedings of the eighth workshop on innovative use of NLP for building educational applications*, pp. 22–31, 2013.
- Cunxiao Du, Zhaopeng Tu, and Jing Jiang. Order-agnostic cross entropy for non-autoregressive machine translation. In Marina Meila and Tong Zhang (eds.), *Proceedings of the 38th International Conference on Machine Learning, ICML 2021, 18-24 July 2021, Virtual Event*, volume 139 of *Proceedings of Machine Learning Research*, pp. 2849–2859. PMLR, 2021. URL <http://proceedings.mlr.press/v139/du21c.html>.
- Tommaso Furlanello, Zachary Lipton, Michael Tschannen, Laurent Itti, and Anima Anandkumar. Born again neural networks. In *International Conference on Machine Learning*, pp. 1607–1616. PMLR, 2018.
- Xinwei Geng, Xiaocheng Feng, and Bing Qin. Learning to rewrite for non-autoregressive neural machine translation. In Marie-Francine Moens, Xuanjing Huang, Lucia Specia, and Scott Wen-tau Yih (eds.), *Proceedings of the 2021 Conference on Empirical Methods in Natural Language Processing, EMNLP 2021, Virtual Event / Punta Cana, Dominican Republic, 7-11 November, 2021*, pp. 3297–3308. Association for Computational Linguistics, 2021. doi: 10.18653/v1/2021.emnlp-main.265. URL <https://doi.org/10.18653/v1/2021.emnlp-main.265>.
- Marjan Ghazvininejad, Omer Levy, Yinhan Liu, and Luke Zettlemoyer. Mask-predict: Parallel decoding of conditional masked language models. In Kentaro Inui, Jing Jiang, Vincent Ng, and Xiaojuan Wan (eds.), *Proceedings of the 2019 Conference on Empirical Methods in Natural Language Processing and the 9th International Joint Conference on Natural Language Processing, EMNLP-IJCNLP 2019, Hong Kong, China, November 3-7, 2019*, pp. 6111–6120. Association for Computational Linguistics, 2019. doi: 10.18653/v1/D19-1633. URL <https://doi.org/10.18653/v1/D19-1633>.
- Marjan Ghazvininejad, Vladimir Karpukhin, Luke Zettlemoyer, and Omer Levy. Aligned cross entropy for non-autoregressive machine translation. In *Proceedings of the 37th International Conference on Machine Learning, ICML 2020, 13-18 July 2020, Virtual Event*, volume 119 of *Proceedings of Machine Learning Research*, pp. 3515–3523. PMLR, 2020a. URL <http://proceedings.mlr.press/v119/ghazvininejad20a.html>.
- Marjan Ghazvininejad, Omer Levy, and Luke Zettlemoyer. Semi-autoregressive training improves mask-predict decoding. *CoRR*, abs/2001.08785, 2020b. URL <https://arxiv.org/abs/2001.08785>.
- Sylviane Granger. *The computer learner corpus: a versatile new source of data for SLA research*.
- Roman Grundkiewicz, Marcin Junczys-Dowmunt, and Kenneth Heafield. Neural grammatical error correction systems with unsupervised pre-training on synthetic data. In *Proceedings of the Fourteenth Workshop on Innovative Use of NLP for Building Educational Applications*, pp. 252–263, 2019.
- Jiatao Gu and Xiang Kong. Fully non-autoregressive neural machine translation: Tricks of the trade. In Chengqing Zong, Fei Xia, Wenjie Li, and Roberto Navigli (eds.), *Findings of the Association for Computational Linguistics: ACL/IJCNLP 2021, Online Event, August 1-6, 2021*, volume ACL/IJCNLP 2021 of *Findings of ACL*, pp. 120–133. Association for Computational Linguistics, 2021. doi: 10.18653/v1/2021.findings-acl.11. URL <https://doi.org/10.18653/v1/2021.findings-acl.11>.
- Jiatao Gu, James Bradbury, Caiming Xiong, Victor O.K. Li, and Richard Socher. Non-autoregressive neural machine translation. In *International Conference on Learning Representations*, 2018. URL <https://openreview.net/forum?id=B1l8BtlCb>.
- Jiatao Gu, Changhan Wang, and Junbo Zhao. Levenshtein transformer. In Hanna M. Wallach, Hugo Larochelle, Alina Beygelzimer, Florence d’Alché-Buc, Emily B. Fox, and Roman Garnett (eds.), *Advances in Neural Information Processing Systems 32: Annual Conference on Neural Information Processing Systems 2019, NeurIPS 2019, December 8-14, 2019, Vancouver, BC, Canada*, pp. 11179–11189, 2019. URL <https://proceedings.neurips.cc/paper/2019/hash/675f9820626f5bc0afb47b57890b466e-Abstract.html>.

- Yongchang Hao, Shilin He, Wenxiang Jiao, Zhaopeng Tu, Michael R. Lyu, and Xing Wang. Multi-task learning with shared encoder for non-autoregressive machine translation. In Kristina Toutanova, Anna Rumshisky, Luke Zettlemoyer, Dilek Hakkani-Tür, Iz Beltagy, Steven Bethard, Ryan Cotterell, Tanmoy Chakraborty, and Yichao Zhou (eds.), *Proceedings of the 2021 Conference of the North American Chapter of the Association for Computational Linguistics: Human Language Technologies, NAACL-HLT 2021, Online, June 6-11, 2021*, pp. 3989–3996. Association for Computational Linguistics, 2021. doi: 10.18653/v1/2021.naacl-main.313. URL <https://doi.org/10.18653/v1/2021.naacl-main.313>.
- Karl Moritz Hermann, Tomás Kociský, Edward Grefenstette, Lasse Espeholt, Will Kay, Mustafa Suleyman, and Phil Blunsom. Teaching machines to read and comprehend. In Corinna Cortes, Neil D. Lawrence, Daniel D. Lee, Masashi Sugiyama, and Roman Garnett (eds.), *Advances in Neural Information Processing Systems 28: Annual Conference on Neural Information Processing Systems 2015, December 7-12, 2015, Montreal, Quebec, Canada*, pp. 1693–1701, 2015. URL <https://proceedings.neurips.cc/paper/2015/hash/afdec7005cc9f14302cd0474fd0f3c96-Abstract.html>.
- Chenyang Huang, Hao Zhou, Osmar R. Zaiane, Lili Mou, and Lei Li. Non-autoregressive translation with layer-wise prediction and deep supervision. *CoRR*, abs/2110.07515, 2021. URL <https://arxiv.org/abs/2110.07515>.
- Gao Huang, Danlu Chen, Tianhong Li, Felix Wu, Laurens van der Maaten, and Kilian Q. Weinberger. Multi-scale dense networks for resource efficient image classification. In *6th International Conference on Learning Representations, ICLR 2018, Vancouver, BC, Canada, April 30 - May 3, 2018, Conference Track Proceedings*. OpenReview.net, 2018. URL <https://openreview.net/forum?id=Hk2aImxAb>.
- Xiao Shi Huang, Felipe Perez, and Maksims Volkovs. Improving non-autoregressive translation models without distillation. In *International Conference on Learning Representations*, 2022. URL <https://openreview.net/forum?id=I2Hw58KHp80>.
- Jungo Kasai, James Cross, Marjan Ghazvininejad, and Jiatao Gu. Non-autoregressive machine translation with disentangled context transformer. In *Proceedings of the 37th International Conference on Machine Learning, ICML 2020, 13-18 July 2020, Virtual Event*, volume 119 of *Proceedings of Machine Learning Research*, pp. 5144–5155. PMLR, 2020. URL <http://proceedings.mlr.press/v119/kasai20a.html>.
- Yoon Kim and Alexander M Rush. Sequence-level knowledge distillation. *arXiv preprint arXiv:1606.07947*, 2016.
- Jason Lee, Elman Mansimov, and Kyunghyun Cho. Deterministic non-autoregressive neural sequence modeling by iterative refinement. In Ellen Riloff, David Chiang, Julia Hockenmaier, and Jun’ichi Tsujii (eds.), *Proceedings of the 2018 Conference on Empirical Methods in Natural Language Processing, Brussels, Belgium, October 31 - November 4, 2018*, pp. 1173–1182. Association for Computational Linguistics, 2018. doi: 10.18653/v1/d18-1149. URL <https://doi.org/10.18653/v1/d18-1149>.
- Mike Lewis, Yinhan Liu, Naman Goyal, Marjan Ghazvininejad, Abdelrahman Mohamed, Omer Levy, Veselin Stoyanov, and Luke Zettlemoyer. BART: denoising sequence-to-sequence pre-training for natural language generation, translation, and comprehension. In Dan Jurafsky, Joyce Chai, Natalie Schluter, and Joel R. Tetreault (eds.), *Proceedings of the 58th Annual Meeting of the Association for Computational Linguistics, ACL 2020, Online, July 5-10, 2020*, pp. 7871–7880. Association for Computational Linguistics, 2020. doi: 10.18653/v1/2020.acl-main.703. URL <https://doi.org/10.18653/v1/2020.acl-main.703>.
- Jindrich Libovický and Jindrich Helcl. End-to-end non-autoregressive neural machine translation with connectionist temporal classification. In Ellen Riloff, David Chiang, Julia Hockenmaier, and Jun’ichi Tsujii (eds.), *Proceedings of the 2018 Conference on Empirical Methods in Natural Language Processing, Brussels, Belgium, October 31 - November 4, 2018*, pp. 3016–3021. Association for Computational Linguistics, 2018. doi: 10.18653/v1/d18-1336. URL <https://doi.org/10.18653/v1/d18-1336>.

- Weijie Liu, Peng Zhou, Zhiruo Wang, Zhe Zhao, Haotang Deng, and Qi Ju. Fastbert: a self-distilling BERT with adaptive inference time. In Dan Jurafsky, Joyce Chai, Natalie Schluter, and Joel R. Tetreault (eds.), *Proceedings of the 58th Annual Meeting of the Association for Computational Linguistics, ACL 2020, Online, July 5-10, 2020*, pp. 6035–6044. Association for Computational Linguistics, 2020. doi: 10.18653/v1/2020.acl-main.537. URL <https://doi.org/10.18653/v1/2020.acl-main.537>.
- Tomoya Mizumoto, Mamoru Komachi, Masaaki Nagata, and Yuji Matsumoto. Mining revision log of language learning sns for automated japanese error correction of second language learners. In *Proceedings of 5th International Joint Conference on Natural Language Processing*, pp. 147–155, 2011.
- Hwee Tou Ng, Siew Mei Wu, Yuanbin Wu, Christian Hadiwinoto, and Joel Tetreault. The CoNLL-2013 shared task on grammatical error correction. In *Proceedings of the Seventeenth Conference on Computational Natural Language Learning: Shared Task*, pp. 1–12, 2013.
- Hwee Tou Ng, Siew Mei Wu, Ted Briscoe, Christian Hadiwinoto, Raymond Hendy Susanto, and Christopher Bryant. The conll-2014 shared task on grammatical error correction. In *Proceedings of the Eighteenth Conference on Computational Natural Language Learning: Shared Task*, pp. 1–14, 2014.
- Kostiantyn Omelianchuk, Vitaliy Atrasevych, Artem Chernodub, and Oleksandr Skurzhashnskyi. Gector-grammatical error correction: Tag, not rewrite. *arXiv preprint arXiv:2005.12592*, 2020.
- Myle Ott, Sergey Edunov, David Grangier, and Michael Auli. Scaling neural machine translation. In *Proceedings of the Third Conference on Machine Translation: Research Papers*, pp. 1–9, Brussels, Belgium, October 2018. Association for Computational Linguistics. doi: 10.18653/v1/W18-6301. URL <https://aclanthology.org/W18-6301>.
- Kishore Papineni, Salim Roukos, Todd Ward, and Wei-Jing Zhu. Bleu: a method for automatic evaluation of machine translation. In *Proceedings of the 40th Annual Meeting of the Association for Computational Linguistics, July 6-12, 2002, Philadelphia, PA, USA*, pp. 311–318. ACL, 2002. doi: 10.3115/1073083.1073135. URL <https://aclanthology.org/P02-1040/>.
- Lihua Qian, Hao Zhou, Yu Bao, Mingxuan Wang, Lin Qiu, Weinan Zhang, Yong Yu, and Lei Li. Glancing transformer for non-autoregressive neural machine translation. In Chengqing Zong, Fei Xia, Wenjie Li, and Roberto Navigli (eds.), *Proceedings of the 59th Annual Meeting of the Association for Computational Linguistics and the 11th International Joint Conference on Natural Language Processing, ACL/IJCNLP 2021, (Volume 1: Long Papers), Virtual Event, August 1-6, 2021*, pp. 1993–2003. Association for Computational Linguistics, 2021. doi: 10.18653/v1/2021.acl-long.155. URL <https://doi.org/10.18653/v1/2021.acl-long.155>.
- Samyam Rajbhandari, Conglong Li, Zhewei Yao, Minjia Zhang, Reza Yazdani Aminabadi, Ammar Ahmad Awan, Jeff Rasley, and Yuxiong He. Deepspeed-moe: Advancing mixture-of-experts inference and training to power next-generation ai scale. *arXiv preprint arXiv:2201.05596*, 2022.
- Qiu Ran, Yankai Lin, Peng Li, and Jie Zhou. Learning to recover from multi-modality errors for non-autoregressive neural machine translation. In Dan Jurafsky, Joyce Chai, Natalie Schluter, and Joel R. Tetreault (eds.), *Proceedings of the 58th Annual Meeting of the Association for Computational Linguistics, ACL 2020, Online, July 5-10, 2020*, pp. 3059–3069. Association for Computational Linguistics, 2020. doi: 10.18653/v1/2020.acl-main.277. URL <https://doi.org/10.18653/v1/2020.acl-main.277>.
- Chitwan Saharia, William Chan, Saurabh Saxena, and Mohammad Norouzi. Non-autoregressive machine translation with latent alignments. In Bonnie Webber, Trevor Cohn, Yulan He, and Yang Liu (eds.), *Proceedings of the 2020 Conference on Empirical Methods in Natural Language Processing, EMNLP 2020, Online, November 16-20, 2020*, pp. 1098–1108. Association for Computational Linguistics, 2020. doi: 10.18653/v1/2020.emnlp-main.83. URL <https://doi.org/10.18653/v1/2020.emnlp-main.83>.
- Nikolay Savinov, Junyoung Chung, Mikolaj Binkowski, Erich Elsen, and Aäron van den Oord. Step-unrolled denoising autoencoders for text generation. *CoRR*, abs/2112.06749, 2021. URL <https://arxiv.org/abs/2112.06749>.

- Rico Sennrich, Barry Haddow, and Alexandra Birch. Neural machine translation of rare words with subword units. In *Proceedings of the 54th Annual Meeting of the Association for Computational Linguistics (Volume 1: Long Papers)*, pp. 1715–1725, 2016.
- Chenze Shao, Jinchao Zhang, Yang Feng, Fandong Meng, and Jie Zhou. Minimizing the bag-of-ngrams difference for non-autoregressive neural machine translation. In *The Thirty-Fourth AAAI Conference on Artificial Intelligence, AAAI 2020, The Thirty-Second Innovative Applications of Artificial Intelligence Conference, IAAI 2020, The Tenth AAAI Symposium on Educational Advances in Artificial Intelligence, EAAI 2020, New York, NY, USA, February 7-12, 2020*, pp. 198–205. AAAI Press, 2020. URL <https://aaai.org/ojs/index.php/AAAI/article/view/5351>.
- Jongyoon Song, Sungwon Kim, and Sungroh Yoon. Alignart: Non-autoregressive neural machine translation by jointly learning to estimate alignment and translate. In Marie-Francine Moens, Xuanjing Huang, Lucia Specia, and Scott Wen-tau Yih (eds.), *Proceedings of the 2021 Conference on Empirical Methods in Natural Language Processing, EMNLP 2021, Virtual Event / Punta Cana, Dominican Republic, 7-11 November, 2021*, pp. 1–14. Association for Computational Linguistics, 2021. doi: 10.18653/v1/2021.emnlp-main.1. URL <https://doi.org/10.18653/v1/2021.emnlp-main.1>.
- Felix Stahlberg and Shankar Kumar. Seq2edits: Sequence transduction using span-level edit operations. In *Proceedings of the 2020 Conference on Empirical Methods in Natural Language Processing (EMNLP)*, pp. 5147–5159, 2020.
- Mitchell Stern, Noam Shazeer, and Jakob Uszkoreit. Blockwise parallel decoding for deep autoregressive models. In Samy Bengio, Hanna M. Wallach, Hugo Larochelle, Kristen Grauman, Nicolò Cesa-Bianchi, and Roman Garnett (eds.), *Advances in Neural Information Processing Systems 31: Annual Conference on Neural Information Processing Systems 2018, NeurIPS 2018, December 3-8, 2018, Montréal, Canada*, pp. 10107–10116, 2018. URL <https://proceedings.neurips.cc/paper/2018/hash/c4127b9194fe8562c64dc0f5bf2c93bc-Abstract.html>.
- Matthew Streeter. Approximation algorithms for cascading prediction models. In Jennifer G. Dy and Andreas Krause (eds.), *Proceedings of the 35th International Conference on Machine Learning, ICML 2018, Stockholmsmässan, Stockholm, Sweden, July 10-15, 2018*, volume 80 of *Proceedings of Machine Learning Research*, pp. 4759–4767. PMLR, 2018. URL <http://proceedings.mlr.press/v80/streeter18a.html>.
- Tianxiang Sun, Yunhua Zhou, Xiangyang Liu, Xinyu Zhang, Hao Jiang, Zhao Cao, Xuanjing Huang, and Xipeng Qiu. Early exiting with ensemble internal classifiers. *CoRR*, abs/2105.13792, 2021. URL <https://arxiv.org/abs/2105.13792>.
- Ashish Vaswani, Noam Shazeer, Niki Parmar, Jakob Uszkoreit, Llion Jones, Aidan N Gomez, Łukasz Kaiser, and Illia Polosukhin. Attention is all you need. In *Advances in neural information processing systems*, pp. 5998–6008, 2017.
- Chunqi Wang, Ji Zhang, and Haiqing Chen. Semi-autoregressive neural machine translation. In Ellen Riloff, David Chiang, Julia Hockenmaier, and Jun’ichi Tsujii (eds.), *Proceedings of the 2018 Conference on Empirical Methods in Natural Language Processing, Brussels, Belgium, October 31 - November 4, 2018*, pp. 479–488. Association for Computational Linguistics, 2018. doi: 10.18653/v1/d18-1044. URL <https://doi.org/10.18653/v1/d18-1044>.
- Xiaofang Wang, Dan Kondratyuk, Kris M. Kitani, Yair Movshovitz-Attias, and Elad Eban. Multiple networks are more efficient than one: Fast and accurate models via ensembles and cascades. *CoRR*, abs/2012.01988, 2020. URL <https://arxiv.org/abs/2012.01988>.
- Ji Xin, Raphael Tang, Jaemin Lee, Yaoliang Yu, and Jimmy Lin. Deebert: Dynamic early exiting for accelerating BERT inference. In Dan Jurafsky, Joyce Chai, Natalie Schluter, and Joel R. Tetreault (eds.), *Proceedings of the 58th Annual Meeting of the Association for Computational Linguistics, ACL 2020, Online, July 5-10, 2020*, pp. 2246–2251. Association for Computational Linguistics, 2020. doi: 10.18653/v1/2020.acl-main.204. URL <https://doi.org/10.18653/v1/2020.acl-main.204>.

Configurations	Values
Train From Scratch	
Model Architecture	Transformer-big
Number of epochs	60
Devices	4 Nvidia V100 GPU
Max tokens per GPU	5120
Update Frequency	4
Optimizer	Adam
	$(\beta_1=0.9, \beta_2=0.98, \epsilon=1 \times 10^{-8})$
Learning rate	$[3 \times 10^{-4}, 5 \times 10^{-4}]$
Learning rate scheduler	inverse sqrt
Warmup	4000
Weight decay	0.0
Loss Function	label smoothed cross entropy (label-smoothing=0.1)
Dropout	[0.3, 0.4, 0.5]
Pretrain	
Number of epochs	10
Update Frequency	16
Learning rate	3×10^{-4}
Warmup	8000
Dropout	0.3
Fine-tune	
Number of epochs	60
Update Frequency	4
Learning rate	3×10^{-4}
Warmup	4000
Dropout	0.3

Table 11: Hyperparameters values of training from scratch, pretraining and fine-tuning for GEC.

Helen Yannakoudakis, Ted Briscoe, and Ben Medlock. A new dataset and method for automatically grading esol texts. In *Proceedings of the 49th annual meeting of the association for computational linguistics: human language technologies*, pp. 180–189, 2011.

Yi Zhang, Tao Ge, Furu Wei, Ming Zhou, and Xu Sun. Sequence-to-sequence pre-training with data augmentation for sentence rewriting. *arXiv preprint arXiv:1909.06002*, 2019.

Wangchunshu Zhou, Canwen Xu, Tao Ge, Julian J. McAuley, Ke Xu, and Furu Wei. BERT loses patience: Fast and robust inference with early exit. In Hugo Larochelle, Marc’Aurelio Ranzato, Raia Hadsell, Maria-Florina Balcan, and Hsuan-Tien Lin (eds.), *Advances in Neural Information Processing Systems 33: Annual Conference on Neural Information Processing Systems 2020, NeurIPS 2020, December 6-12, 2020, virtual*, 2020. URL <https://proceedings.neurips.cc/paper/2020/hash/d4dd111a4fd973394238aca5c05bebe3-Abstract.html>.

A Details of Evaluation of Input-guided Aggressive Decoding

A.1 Hyperparameters

Hyperparameters of training the Transformer for English GEC are listed in Table 11. The hyperparameters for Chinese GEC are the same as those of training from scratch.

A.2 IAD on CPU

Table 12 shows the IAD’s speedup for the 6-layer Transformer on an Intel® Xeon® E5-2690 v4 Processor (2.60GHz) with 8 and 2 threads¹⁰, respectively. IAD achieves an over $6 \times$ online (batch=1) inference speedup over the Transformer-big baseline on CPU.

¹⁰We set OMP_NUM_THREADS to 8 or 2.

Model (Enc+Dec)	Thread	Beam=5 Speedup	Aggressive Speedup
6+6	8	1×	6.5×
6+6	2	1×	6.1×

Table 12: The efficiency of the 6-layer Transformer in CoNLL-13 on CPU with 8 and 2 threads.

Hyperparameter	Value	Hyperparameter	Value
devices	8 Nvidia V100 GPU	devices	8 Nvidia V100 GPU
label smoothing	0.1	label smoothing	0.1
# max tokens	20000	# max tokens	4096
update frequency	4	update frequency	4
dropout rate	[0.1, 0.2, 0.3]	dropout rate	[0.1, 0.2, 0.3]
Adam lr	1×10^{-3}	Adam lr	5×10^{-4}
Adam β_1	0.9	Adam β_1	0.9
Adam β_2	0.99	Adam β_2	0.999
lr-scheduler	inverse square	Adam ϵ	1×10^{-6}
weight decay	0.00001	lr-scheduler	inverse square
clip norm	3.0	weight decay	0.01
# warmup updates	4000	clip norm	5.0
max updates	100K	# warmup updates	10000
max epoch	1000	max updates	300K

Table 13: Hyperparameters and settings of the AR verifier (left) and the NAR drafter (right).

B Details of Evaluation of Generalized Aggressive Decoding

B.1 Hyperparameters

Hyperparameters of training GAD are listed in Table 13. Following Vaswani et al. (2017) and Ott et al. (2018), we also average model parameters from the last 10 checkpoints.

B.2 Detailed results of GAD/GAD++ on WMT14 EN↔DE and WMT16 EN↔RO

We show the details of our main experimental results in Table 14. As demonstrated in Section 4.2.3, we tune the hyperparameters (k , β and τ) of GAD/GAD++ on the development set for each direction of benchmarks. According to Table 14, GAD/GAD++ performs consistently well on all the language pairs despite slight differences in speedup ratios.

Models		EN→X				X→EN			
		β, τ	Iter.	BLEU	Speed	β, τ	Iter.	BLEU	Speed
AR	AR verifier ($beam = 1$)	/	N	28.73	1.1×	/	N	32.18	1.1×
	NAR drafter	/	1.6	26.48	14.3×	/	1.5	30.23	14.0×
WMT14 EN-DE	GAD ($k = 25$)	/	4.9	28.73	3.0×	/	4.4	32.18	3.0×
	GAD++ ($k = 25$, <i>high-quality</i>)	3,1,0	4.0	28.89	3.6×	3,1,0	3.4	32.56	3.9×
	GAD++ ($k = 25$, <i>high-efficiency</i>)	5,3,0	3.1	28.73	4.5×	5,3,0	2.5	32.19	4.8×
AR	AR verifier ($beam = 1$)	/	N	34.83	1.1×	/	N	34.65	1.1×
	NAR drafter	/	1.6	32.08	13.3×	/	1.6	32.21	13.8×
WMT16 EN-RO	GAD ($k = 25$)	/	6.4	34.83	2.2×	/	5.9	34.65	2.4×
	GAD++ ($k = 25$, <i>high-quality</i>)	5,4,0	4.5	35.32	3.1×	3,2,0	4.6	34.98	2.9×
	GAD++ ($k = 25$, <i>high-efficiency</i>)	5,6,0	4.0	34.92	3.3×	5,3,0	4.0	34.80	3.3×

Table 14: Details of the main results of GAD/GAD++ on WMT14 EN↔DE and WMT16 EN↔RO benchmarks. X denotes the corresponding language in each benchmark (*German* in WMT14 EN-DE and *Romanian* in WMT16 EN-RO). k is the block size. β indicates the Top- β selection in GAD++ and τ is the tolerance hyperparameter. All hyperparameters (k , β and τ) are tuned on the development set of each benchmark.

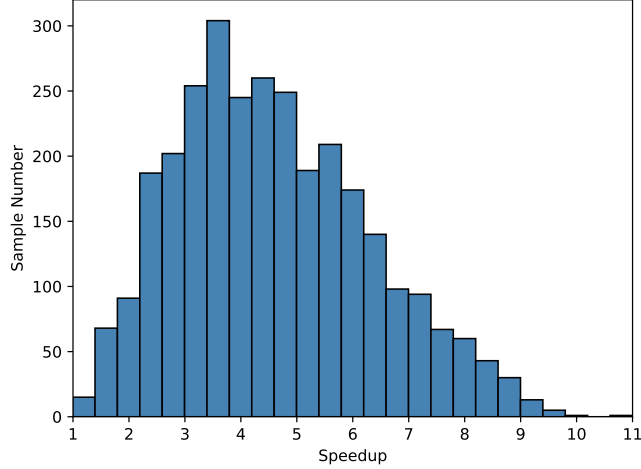


Figure 8: Single sentence speedup distribution by GAD++ ($k = 25$, $top-5$, $\tau = 3.0$) in WMT14 EN-DE test set which has 3,003 sentences in total.

B.3 Speedup Distribution

To further understand the acceleration effects of GAD, we present the speedup distribution of a single sentence in the WMT14 EN-DE test set in Figure 8, showing that most sentences are translated with a $3\times\sim 6\times$ speedup compared to the beam search baseline, while some rare cases can even achieve over $10\times$ speedup.

B.4 Profiling

Modules	Latency(ms)	Percent(%)
AR Encoder	5.65	7.70
NAR Encoder	5.73	7.80
NAR Decoder	31.44	42.81
AR Decoder	27.33	37.21
Others	3.31	4.48
Total	73.46	100

Table 15: Profiling of GAD++ ($base-size$, $k = 25$, $top-5$, $\tau = 3.0$) on the WMT14 EN-DE test set.

We show the inference time cost by modules in GAD++ in Table 15. The current naive implementation costs a total of approximately 16% of overall time to (sequentially) encode the input for AR and NAR, which can be obviously optimized. Also, the NAR decoder costs more than the AR decoder because of the multi-round computation for previously decoded tokens.

B.5 Memory Analysis

Models	Memory Util.	Percent(%)
AR ($beam = 5$)	1237MiB	7.4
AR ($beam = 1$)	1211MiB	7.6
GAD	1621MiB	10.0
GAD++	1613MiB	9.9
Full	16280MiB	100

Table 16: Comparisons of GPU memory utilization between GAD and AR Baselines. The results are obtained with fp32 computation on a single Nvidia P100 GPU. The hyperparameters of GAD++ are $k = 25$, $top-5$, $\tau = 3.0$.

Example 1- vanilla GAD	
SOURCE	According to the details provided , the tunnel had not yet been put into use .
D	Nach den Angaben Angaben war der Tunnel noch nicht in
V	Nach den vorliegenden war war der Tunnel noch nicht in Betrieb
D	Nach den vorliegenden Angaben war der Tunnel noch nicht in Betrieb genommen
V	Nach den vorliegenden Einzelheiten war der Tunnel noch nicht in Betrieb genommen worden-.
D	Nach den vorliegenden Einzelheiten war der Tunnel noch nicht in Betrieb genommen [EOS]
V	Nach den vorliegenden Einzelheiten war der Tunnel noch nicht in Betrieb genommen worden
D	Nach den vorliegenden Einzelheiten war der Tunnel noch nicht in Betrieb genommen worden . [EOS]
V	Nach den vorliegenden Einzelheiten war der Tunnel noch nicht in Betrieb genommen worden . [EOS]
RESULTS	Nach den vorliegenden Einzelheiten war der Tunnel noch nicht in Betrieb genommen worden .
Example 2- vanilla GAD	
SOURCE	Yesterday , Gut@@ acht 's Mayor gave a clear answer to this question .
D	Gestern hat der Bürger@@ meister von Gut@@ acht eine klare
V	Gestern hat Gut@@ Bürger@@ meister von Gut@@ acht eine klare Antwort
D	Gestern hat Gut@@ acht@@ ts Bürger@@ meister eine klare Antwort auf diese Frage
V	Gestern hat Gut@@ ach@@ s-Bürger@@ meister eine klare Antwort auf diese Frage gegeben
D	Gestern hat Gut@@ ach@@ ts Bürger@@ meister eine klare Antwort auf diese Frage gegeben
V	Gestern hat Gut@@ ach@@ ts Bürger@@ meister eine klare Antwort auf diese Frage gegeben .
D	Gestern hat Gut@@ ach@@ ts Bürger@@ meister eine klare Antwort auf diese Frage gegeben . [EOS]
V	Gestern hat Gut@@ ach@@ ts Bürger@@ meister eine klare Antwort auf diese Frage gegeben . [EOS]
RESULTS	Gestern hat Gut@@ ach@@ ts Bürger@@ meister eine klare Antwort auf diese Frage gegeben .
Example 1-GAD++	
SOURCE	According to the details provided , the tunnel had not yet been put into use .
D	Nach den Angaben Angaben war der Tunnel noch nicht in
V	Nach den vorliegenden war war der Tunnel noch nicht in Betrieb
D	Nach den vorliegenden Angaben war der Tunnel noch nicht in Betrieb genommen [EOS]
V	Nach den vorliegenden Angaben war der Tunnel noch nicht in Betrieb genommen worden
D	Nach den vorliegenden Angaben war der Tunnel noch nicht in Betrieb genommen worden . [EOS]
V	Nach den vorliegenden Angaben war der Tunnel noch nicht in Betrieb genommen worden . [EOS]
RESULTS	Nach den vorliegenden Angaben war der Tunnel noch nicht in Betrieb genommen worden .
Example 2-GAD++	
SOURCE	Yesterday , Gut@@ acht 's Mayor gave a clear answer to this question .
D	Gestern hat der Bürger@@ meister von Gut@@ acht eine klare
V	Gestern hat der Bürger@@ meister von Gut@@ acht eine klare Antwort
D	Gestern hat der Bürger@@ meister von Gut@@ acht eine klare Antwort auf diese Frage gegeben . [EOS]
V	Gestern hat der Bürger@@ meister von Gut@@ acht eine klare Antwort auf diese Frage gegeben . [EOS]
RESULTS	Gestern hat der Bürger@@ meister von Gut@@ acht eine klare Antwort auf diese Frage gegeben .

Table 17: Examples from the WMT14 English-German translation task. At each iteration, *D* and *V* are the outputs of the drafter and the verifier, respectively. Tokens within **red blocks** are the bifurcation positions. The verification pieces after the bifurcation are annotated as strikethrough. The **highlighted parts** are translations of previous iterations. Tokens in **blue blocks** are *top- β* candidates which meet the GAD++ requirement. The hyperparameters are $k = 10$, *top-3*, $\tau = 1.0$. '@@' is the BPE token, e.g., Gut@@ acht \rightarrow Gutacht. The output pieces after the [EOS] token is omitted in the table.

Table 16 shows the comparisons of peak GPU memory (footprint) utilization between GAD and AR baselines (during inference). Compared with Transformer-base, GAD-Base only costs about an additional 400MB GPU memory which is negligible for a modern GPU. Among the 400MB additional GPU memory cost, around 250MB is used to store (static) weights of the NAR drafter, and the remaining cost is mainly for storing the final encoder's states of the NAR drafter, which is dynamic and related to the shape (e.g., length) of the input tensor.

B.6 Case Study

Finally, we present examples to illustrate how GAD/GAD++ works in Table 17.