

Function-specific Scheduling Policies in Cloud-Edge, Multi-Region Serverless Systems

Giuseppe De Palma^{a,*}, Saverio Giallorenzo^{a,b}, Jacopo Mauro^c, Matteo Trentin^a, Gianluigi Zavattaro^{a,b}

^aUniversità di Bologna, Dipartimento di Informatica — Scienza e Ingegneria Mura Anteo Zamboni 7, 40126, Bologna, Italy

^bINRIA, Sophia-Antipolis, France

^cUniversity of Southern Denmark, Department of Mathematics and Computer Science (IMADA), University of Southern Denmark, Campusvej 55, Odense M, 5230, Denmark

Abstract

Cloud-edge serverless applications or serverless deployments spanning multiple regions introduce the need to govern the scheduling of functions to satisfy their functional constraints or avoid performance degradation. For instance, functions may require to be allocated to specific private (edge) nodes that have access to specialised resources or to nodes with low latency to access a certain database to decrease the overall latency of the application.

State-of-the-art serverless platforms do not support directly the implementation of topological constraints on the scheduling of functions. We address this problem by presenting a declarative language for defining topology-aware, function-specific serverless scheduling policies, called tAPP. Given a tAPP script, a compatible serverless scheduler can enforce different, co-existing topological constraints without requiring ad-hoc platform deployments. We prove our approach feasible by implementing a tAPP-based serverless platform as an extension of the Apache OpenWhisk serverless platform. We show that, compared to vanilla OpenWhisk, our extension does not negatively impact the performance of generic, non-topology-bound serverless scenarios, while it increases the performance of topology-bound ones.

Keywords: Serverless, Function-as-a-Service, Cloud Optimization, Topology-awareness.

1. Introduction

Serverless is a cloud service that lets users deploy architectures as compositions of stateless functions, delegating all system administration tasks to the serverless platform [1]. This has two benefits for users. First, they save time by delegating resource allocation, maintenance, and scaling to the platform. Second, they pay only for the resources that perform work avoiding the costs of running idle servers.

For example, Amazon AWS Lambda, Google Cloud Functions, and Microsoft Azure Functions¹ are managed serverless offers by popular cloud providers, while OpenWhisk, OpenFaaS, OpenLambda, and Fission² are open-source alternatives, used also in private deployments.

In all these cases, the platform manages the allocation of function executions over the available computing resources, also called *workers*. However, not all workers are equal when allocating functions. Indeed, effects like *data locality* [2]—due to high latencies to access data—or *session locality* [2]—

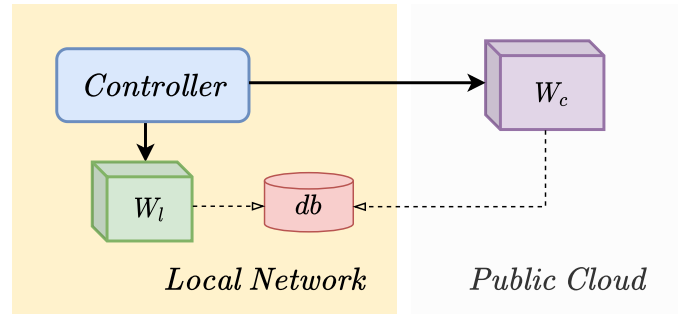


Figure 1: Example of function-execution scheduling problem.

due to the need to authenticate and open new sessions to interact with other services—can sensibly increase the run time of functions. These issues become more prominent when considered in multi-region (i.e., when the application uses cloud resources located in different regions) and in the cloud-edge continuum (i.e., the cloud is encompassed also by edge nodes with computing, memory, or energy consumption constraints) where only specific workers can access some local resources.

Tackling the Serverless Function Scheduling Problem. To visualise the problem, consider an excerpt of the running example used in this article, reported in Figure 1. There, we have a simple serverless system composed of two workers. One worker, W_l , executes in the local network and the other, W_c , is in a public cloud. Both workers can execute functions that

*Corresponding author

Email addresses: giuseppe.depalma2@unibo.it (Giuseppe De Palma), saverio.giallorenzo2@unibo.it (Saverio Giallorenzo), mauro@imada.sdu.dk (Jacopo Mauro), matteo.trentin2@unibo.it (Matteo Trentin), gianluigi.zavattaro@unibo.it (Gianluigi Zavattaro)

¹Resp. <https://aws.amazon.com/lambda/>, <https://cloud.google.com/functions/>, <https://azure.microsoft.com/>.

²Resp. <https://openwhisk.apache.org/>, <https://www.openfaas.com/>, <https://github.com/open-lambda/open-lambda>, <https://fission.io/>.

interact (represented by the dashed lines) with a database *db* deployed in the local network. When the *Controller* (acting as function scheduler) receives a request to execute the function, it must decide on which worker to execute it. To minimise the response time, the *Controller* should consider the different computational power of the workers as well as their current loads, which influence the time they take to execute the function. Moreover, for those functions that interact with the database, also the latency to access the latter plays an important role in determining the performance of function execution: W_l is close to the *db* and enjoys a faster interaction with it while W_c is farther from it and can undergo heavier latencies.

Challenges towards Customisable Serverless Scheduling Policies. The first step to achieving customisable serverless scheduling policies is finding a way to express the relationship between functions and workers. For instance, we want to let the user indicate what workers the function shall run upon and their priority, e.g., in Figure 1, the user might want to run functions that heavily interact with *db* on W_l , to minimise latency. This item raises the initial challenges (C1–2):

C1. Express the relation between functions and the workers that can run them.

C2. Define the priority to select the worker that shall run a function instance.

Our idea to tackle C1 is to assume the association of each worker with a distinct label that univocally identifies it. Then, we need to allow users to specify the collections of workers that can execute a given function. We enclose these collections in a block, and we associate each with a distinct label. The user can pair any function with the block label that describes its scheduling logic. In this way, we know what block to consider when scheduling any given function. For instance, in the example in Figure 1, we can specify the preference between W_l and W_c , which we interpret as worker labels, with a block that we call *db_query*, and we associate all the functions which heavily interact with *db* with the *db_query* tag. To express the information on the labelled blocks, we can adopt a declarative representation. We choose to represent this information in YAML format [3], which is a widely-adopted standard serialisation format for DevOps tools like Kubernetes, Docker, etc. The code below shows the YAML definition of the *db_query* block.

```
- db_query:
  - workers:
    - wrk:  $W_l$ 
    - wrk:  $W_c$ 
  strategy: best_first
```

Above, we pair the block *db_query* with the list of workers W_l and W_c and use the keyword *strategy* associated with the *best_first* option to tackle challenge C2, i.e., we express the priority of selection as a parameter of the block. In the

example, *best_first* indicates that we choose the workers depending on their order of appearance in the list.

Although solving C1–2 allows us to describe the relationship between functions and workers, we need to make the scheduling logic able to handle the elasticity of Cloud resource management, i.e., that computing nodes can appear or disappear at runtime. In our case, this means that new workers can enter the system and existing workers can leave. This raises the challenge:

C3. Express scheduling policies that refer to a dynamically modifiable set of workers.

To deal with C3, we introduce the notion of *worker sets*. Each worker set is uniquely identified by a label. Workers can be associated with multiple worker-set labels. Hence, while we can assume a fixed collection of worker-set labels, the number of workers associated with a given worker-set label can change at runtime (e.g., workers join/leave a worker set at runtime). For instance, in Figure 1, if we interpret W_l and W_c not as worker labels, but as worker-set labels—where W_l labels workers belonging in the set of *Local Network* and W_c labels workers in the *Public Cloud*—we can modify the previous code example to use dynamic sets of workers.

```
- db_query:
  - workers:
    - set:  $W_l$ 
    - set:  $W_c$ 
  strategy: best_first
```

In the snippet above, we indicate that W_l and W_c refer to worker *sets*. The syntactic change from the previous code excerpt is minimal, but the effect on the scheduling logic is sensible. Now, the scheduler will try to run a *db_query*-tagged function on one of the nodes present in W_l (at scheduling time) and the only way for the scheduler to run the function on one of the workers in W_c is that none of the nodes in W_l can host the function.

Worker sets allow us to capture the elasticity of Cloud resource management; however, they are not powerful enough to describe multi-region or cloud-edge scenarios. For instance, in these settings, a serverless system could span over different data centers, each with its characteristics: features of the computing nodes, interaction mechanisms, availability of persistent storage, elasticity (i.e., the possibility to add/remove computing nodes at runtime), etc. Different computing environments could require different function scheduling policies. Hence, we need to tackle the challenge:

C4. Express scheduling policies that adapt to the different characteristics of multi-region and cloud-edge scenarios.

To undertake C4, we introduce the notion of *zone*. Each worker belongs in one zone. Zones allow us to express *topologies*, i.e., a partition of the computing resources in distinct zones. For instance, in the example in Figure 1, we can consider two zones, *Local Network* and *Public Network*, and pair

each of the workers in the worker set W_l with the former, and those in the set W_c with the latter. While zones let us model (through partitioning) a given multi-region/cloud-edge system, we need a way to associate the same function label to the different scheduling policies that characterise each, distinct zone. This motivates the introduction of a new class of elements called **controllers**. Functionally, a controller is a component of serverless platform architectures that coordinates the allocation of functions over a set of workers. Here, we assume to associate each controller with one zone (multiple controllers can belong to the same zone for, e.g., load balancing purposes). Thanks to controllers, we can differentiate function scheduling policies over different zones. To do it, we associate a controller in a zone of interest with the worker blocks and the worker selection mechanisms specific to both that zone and the functions that shall run there.

To exemplify the relationship between functions, controllers, and workers, we slightly modify the architecture depicted in Figure 1. First, we introduce a new controller, called *Controller_cloud*. Second, we assume that *Controller* and W_l workers belong to the *Local Network* zone, and *Controller_cloud* and W_c workers belong to the *Public Cloud* one. Third, we associate all workers with the worker-set label *any*. Lastly, we assume the complete partitioning of resources in zones, such that the controller of a zone can only allocate functions on workers in its same zone³.

Now, we can extend our previous example to use topology-defined boundaries. Specifically, we instruct the scheduler to first try to schedule *db_query*-tagged functions within the zone of *Controller*. If none of the workers in the *Local Network* is available, we defer the execution to the *Public Cloud* workers, managed by *Controller_cloud*. We express this logic with the script below (notice that *strategy* has the same scope as the block label, indicating that we follow the *best_first* order-of-appearance logic to select among the controllers in the block).

```
- db_query:
  - controller: Controller
    workers:
      - set: any
  - controller: Controller_cloud
    workers:
      - set: any
  strategy: best_first
```

Challenges C1–4 are more theoretical and regard finding proper language constructs to describe a wide gamut of scheduling policies. However, going towards implementation, we see two closing challenges. First, we shall be able to implement the language semantics, i.e.,

C5. Show that assembling a serverless platform able to run custom serverless policies is feasible.

Second (and final challenge), we need to show that running custom serverless policies is beneficial, i.e.,

C6. Show that running custom serverless scheduling policies increases the performance of serverless functions.

This last challenge is a nuanced one. On the one hand, we need to show that custom scheduling policies reduce function run times in scenarios that allow for such customisations (e.g., in locality-bound settings). On the other hand, we must show that custom scheduling policies do not introduce sensible overhead in contexts where customisation is not required.

We tackle C5 by producing a prototype from a popular open-source serverless platform, Apache OpenWhisk—both upgrading existing components responsible for function scheduling and adding new ones—so that it supports parsing and execution of our YAML-based customised scheduling policies. We undertake C6 by showing both qualitative and quantitative evaluations between our prototype and vanilla OpenWhisk. Qualitatively, we verify, through a case study, that our prototype can capture functional scheduling requirements that would need a much more complex and fragile setup if done with vanilla OpenWhisk. Quantitatively, we report benchmarks of a comprehensive set of serverless functions, showing that the overhead introduced by our prototype is negligible w.r.t. the performance of vanilla OpenWhisk.

Motivating Example. We further clarify the concepts above with a case study from a company among our industry partners, which we use as an example throughout the article. We deem the case useful to help understand our contribution and clarify the motivation behind our work.

The case concerns a cloud-edge-continuum system to control and perform both predictive maintenance and anomaly detection over a fleet of robots in the production line. The system runs three categories of computational tasks: i) predictions of critical events, performed by analysing data produced by the robots, ii) non-critical predictions and generic control activities, and iii) machine learning tasks. Tasks i) follow a closed-control loop between the fleet that generates data and issues these tasks and the workers that run these tasks and can act on the fleet. Since tasks i) can avert potential risks, they must execute with the lowest latency and their control signals must reach the fleet urgently. The users of the system launch the other categories of tasks. These are not time-constrained, but tasks iii) have resource-heavy requirements.

We depict the solution that we have designed for the deployment of the system in Figure 2. We consider three kinds of functions, one for each category of tasks: critical functions ① (in Figure 2), generic functions ◇, and machine learning functions ☁. To guarantee low-latency and the possibility to immediately act on the robots, we execute *critical* functions ① on edge devices (workers W_1, \dots, W_i in Figure 2) directly connected to the robots. Since machine-learning algorithms require a considerable amount of resources that the company prefers to provision on-demand,

³In Section 4.4 we call this resource partitioning policy *isolated*. Other policies can exist and we discuss them in Section 4.4.

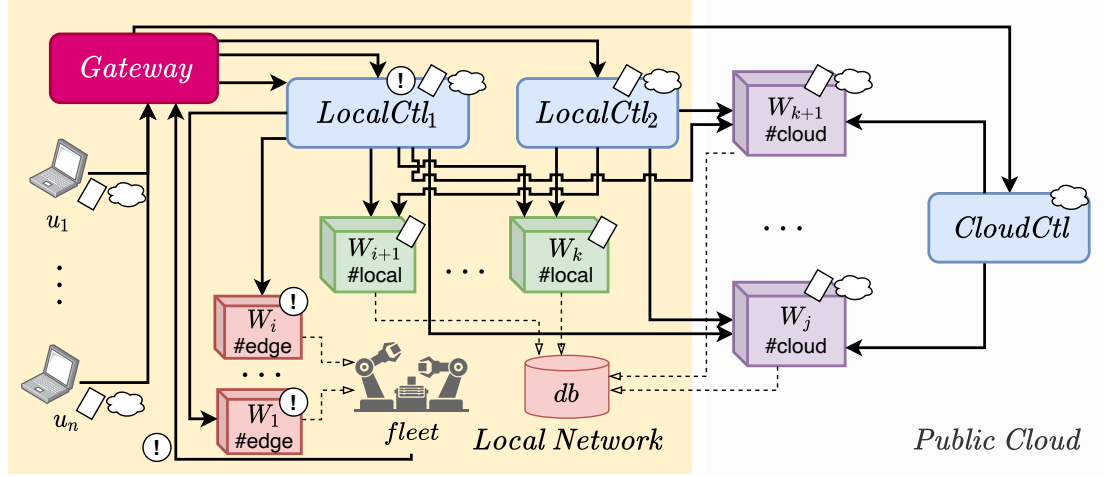


Figure 2: Representation of the case study.

we execute the machine-learning functions ☁ on a public cloud, outside the company’s perimeter (W_{k+1}, \dots, W_j in Figure 2). The generic functions ◇ do not have specific, resource-heavy requirements, but they might need to access the database db executing in the local network. Hence, we schedule these preferably on the local cluster (W_{i+1}, \dots, W_k in Figure 2) and use on-demand public-cloud workers when the local ones are at full capacity.

For performance and reliability, our solution considers two function-scheduling controllers for the internal workers, i.e., the controllers $LocalCtl_1$ and $LocalCtl_2$, and one for cloud workers, i.e., the controller $CloudCtl$. One local controller, namely $LocalCtl_1$, has a dedicated low-latency connection with the edge devices able to act on the fleet.

Finally, a *Gateway* acts as load balancer among the controllers. However, to follow the requirements of the company, instead of adopting a generic round-robin policy, we need to instruct the *Gateway* to forward critical functions ! to $LocalCtl_1$, the generic functions ◇ to one between $LocalCtl_1$ and $LocalCtl_2$, and the cloud functions ☁ to $CloudCtl$ (or to any other controller when the latter is not available).

Contributions. The case above presents a scenario where we need to deploy the serverless platform over at least a couple of zones (local network and public cloud) and where the function-execution scheduling policy depends on a topology of different clusters (edge-devices, local cluster, and cloud cluster). The scheduling policies influence the behaviour of both the gateway and the controllers, which need to know the current status of the workers (e.g., to execute generic functions in the cloud when the local cluster is overloaded).

One can obtain a deployment of the case by modifying the source code of all the involved components and by hard-coding their desired behaviour. However, this solution requires a deep knowledge of the internals of the components and is a fragile solution, difficult to maintain and evolve.

The approach that we propose, presented in Section 3, is

based on a new declarative language, called tAPP (Topology-aware Allocation Priority Policies), used to write *configuration* files describing topology-aware function-execution scheduling policies. In this way, following the Infrastructure-as-Code philosophy, users (typically DevOps) can keep all relevant scheduling information in a single repository (in one or more tAPP files) which they can version, change, and run without incurring downtimes due to system restarts to load new configurations.

After having presented tAPP, in Section 4, we validate our approach by implementing a serverless platform that supports tAPP-specified scheduling policies, as an extension of OpenWhisk where worker selection happens via tags associated to functions. The implementation entailed the creation and inclusion in the existing architecture of OpenWhisk of new components—e.g., a *watcher* service, which informs the gateway and the controllers on the current status of the nodes of the platform—and the extension of existing ones with new functionalities—e.g., to capture topological information at the level of workers and controllers, to enable live-reloading of tAPP policies, to let controllers and gateways follow tAPP policies depending on topological zones, etc..

Beyond proving our idea realisable, our tAPP-based OpenWhisk version allows us to evaluate the feasibility and performance of topology-aware scheduling policies. To do that, in Section 5, we define a case study to qualitatively evaluate support for topology awareness in tAPP, and we devise a set of deployments of the platform and several use cases that we use to compare our version against vanilla OpenWhisk. Qualitatively, we show that our prototype can capture functional scheduling requirements that would need a much more complex and fragile setup if done with vanilla OpenWhisk. Quantitatively, in all presented cases, our version is on par with or outperforms vanilla OpenWhisk.

This article integrates and extends material from [4, 5]. The first introduces a prototypical version of tAPP, called APP, and proposes the tag-to-function mechanism, and im-

plements it in OpenWhisk. The second extends APP to handle topological information and integrates new components and functionalities in the OpenWhisk architecture to support tAPP-based policies. The main new material introduced by this article regards the empirical analysis reported in Section 5, which comprises both qualitative and quantitative evaluations. We also provide a revised and extended presentation of both the language (Section 3) and of the relevant technical details of our OpenWhisk tAPP-based extension and of the Infrastructure-as-Code solutions we offer to help users automatise the deployment of our extension (Section 4).

2. Preliminaries

Before detailing our solution, we give some preliminary information useful to understand its motivations and technicalities. First, we outline the problems that motivate our research—as found in the literature. Then, we give an overview of the OpenWhisk Serverless platform, which we use to implement a prototype of our solution to the function scheduling problem.

Serverless Function Scheduling. The Serverless development cycle is divided in two main parts: *a)* the writing of a function using a programming language supported by the platform (e.g. JavaScript, Python, C#) and *b)* the definition of an event that should trigger the execution of the function. For example, an event is a request to store some data, which triggers a process managing the selection, instantiation, scaling, deployment, fault tolerance, monitoring, and logging of the functions linked to that event. A Serverless provider—like IBM Cloud Functions [6] (using Apache OpenWhisk [7]), AWS Lambda [8], Google Cloud Functions [9] or Microsoft Azure Functions [10]—is responsible to schedule functions on its workers, to control the scaling of the infrastructure by adjusting their available resources, and to bill its users on a per-execution basis.

When instantiating a function, the provider has to create the appropriate execution environment for the function. Containers [11] and Virtual Machines [12] are the main technologies used to implement isolated execution environments for functions. How the provider implements the allocation of resources and the instantiation of execution environments impacts on the performance of the function execution. If the provider allocates a new container for every request, the initialisation overhead of the container would negatively affect both the performance of the single function and heavily increase the load on the worker. A solution to tackle this problem is to maintain a “warm” pool of already-allocated containers. This matter is usually referred to as *code locality* [2]. Resource allocation also includes I/O operations that need to be properly considered. For example, the authors of [13] report that a single function in the Amazon serverless platform can achieve on average 538Mbps network bandwidth, an order of magnitude slower than single modern hard drives (the authors report similar results from Google and Azure). Those

performance result from bad allocations over I/O-bound devices, which can be reduced following the principle of *session locality* [2], i.e., taking advantage of already established user connections to workers. Another important aspect to consider to schedule functions, as underlined by the example in Figure 1, is that of *data locality*, which comes into play when functions need to intensively access (connection- or payload-wise) some data storage (e.g., databases or message queues). Intuitively, a function that needs to access some data storage and that runs on a worker with high-latency access to that storage (e.g., due to physical distance or thin bandwidth) is more likely to undergo heavier latencies than if run on a worker “closer” to it. Data locality has been subject of research in neighbouring Cloud contexts [14, 15].

Apache OpenWhisk. The main proprietary serverless platforms are AWS Lambda, Google Cloud Functions, and Azure Functions. Despite their large user base, these solutions do not provide source code one could build upon and offer limited documentation on their inner workings. Fortunately, customisable and evolvable open-source alternatives are gaining traction in the serverless market. The most popular ones are Apache OpenWhisk, OpenFaaS, and OpenLambda. Since these platforms have similar architectures [16] we describe their main components via the most popular, open-source one: Apache OpenWhisk.

Apache OpenWhisk is an open-source, serverless platform initially developed by IBM and donated to the Apache Software Foundation. We report in Figure 3 a scheme of the architecture of OpenWhisk. For compactness, we include in Figure 3 the modified and new elements introduced by our extension, which we describe in Section 4. Here, we focus only on the original components and functionalities of OpenWhisk.

In Figure 3, from left to right, we first find *Nginx*, which acts as the gateway and load balancer to distribute the incoming requests. *Nginx* forwards each request to one of the *Controllers* in the current deployment.

The *Controllers* are the components that decide on which of the available computation nodes, called *Workers*⁴, to schedule the execution of a given function. *Controllers* and *Workers* do not interact directly but use Apache *Kafka* [17] and *CouchDB* [18] to respectively handle the routing and queueing of execution requests and to manage the authorisations and the storage of functions and of their outputs/responses.

Workers execute functions using Docker containers. To schedule executions, *Controllers* follow a hard-coded policy that mediates load balancing and caching. This works by trying to allocate requests to the same functions on the same *Workers*⁵, hence saving time by skipping the retrieval of the

⁴OpenWhisk’s documentation uses the more specific term “invokers”.

⁵More precisely, the OpenWhisk allocation policy, called “co-prime scheduling”, associates a function to a hash and a step size. The hash finds the primary worker. The step size finds a list of workers used in succession when the preceding ones become overloaded.

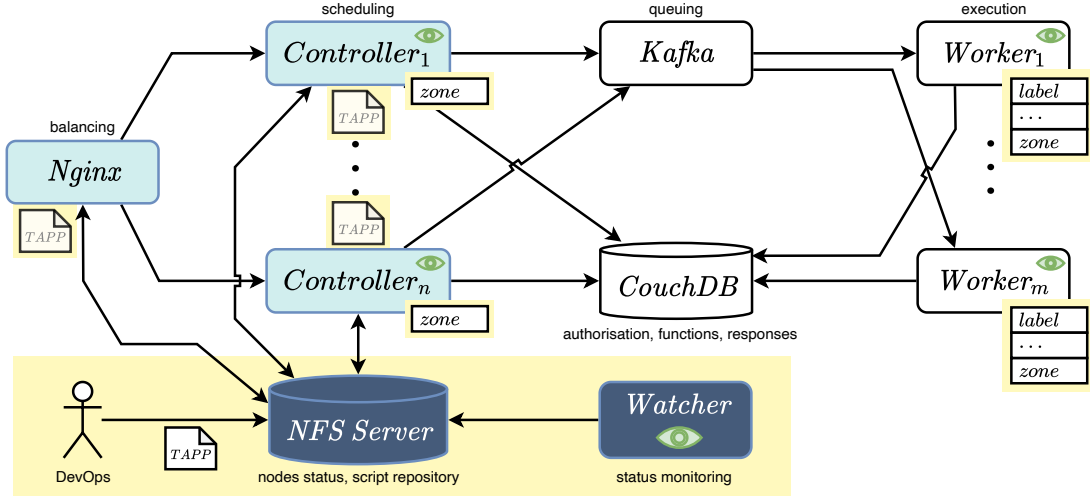


Figure 3: Architectural view of our OpenWhisk extension. We highlight in light blue the existing components of OpenWhisk we modified and in yellow the new ones we introduced.

function from *CouchDB* and the instantiation of the container already cached in the memory of the *Worker*.

3. Topology-aware Serverless Scheduling

We can now introduce the tAPP language. We do this first by means of a simple example that we use to introduce the structure of tAPP scripts. Then, we move on, presenting the principles behind the inception of tAPP, its syntax and semantics, closing with the definition of a possible tAPP script that captures the case study presented in Section 1.

3.1. Introduction of tAPP, by example

The Topology-aware Allocation Priority Policy (tAPP) language is a declarative language able to specify customised load-balancing policies and overcome the inflexibility of the hard-coded load-balancing ones. The idea is that tAPP can support developers and providers in optimising the execution of serverless functions. tAPP is tailored to adapt to the different types of information on the serverless infrastructure that providers share with developers. For example, in edge deployments (where it is important to know on which machine functions run), developers know which nodes are available and their position; in the Cloud, developers think in terms of regions (e.g., west/east US, Europe) and zones (Los Angeles, New York, Paris areas), rather than single nodes. As exemplified in Section 1, tAPP policies can scale according to these needs and adapt to edge-cloud-continuum scenarios, where policies can span single nodes, unbound collections of these (e.g., defined by some common trait), and topological zones. tAPP can also work in the absence of information provided to developers—without function-specific configurations, tAPP-based platforms follow a default strategy, like the other, hardwired alternatives.

As an extension of the example depicted in Figure 1, consider some functions that need to access a database. To reduce latency (as per data locality principle), the best option would be to run those functions on the same pool of machines that run the database. If that option is not valid, then running those functions on workers in the proximity (e.g., in the same network domain) is preferable than using workers located further away (e.g., in other networks). We comment below an initial tAPP script that specifies the scheduling policies only for those workers belonging to the pool of machines running the database.

```
- couchdb_query :
- workers:
  - wrk: DB_worker1
  - wrk: DB_worker2
strategy: random
invalidate: capacity_used 50%
followup: fail
```

At the first line, we define the *policy tag*, which is *couchdb_query*. As explained below, tags are used to link policies to functions. Then, the keyword *workers* indicates a list of *worker (wrk)* labels, which identify the workers in the proximity of the database, i.e., *DB_worker1* and *DB_worker2*. As explained below, labels are used to identify workers. Finally, we define three parameters: the *strategy* used by the scheduler to choose among the listed worker labels, the policy that *invalidates* the selection of a worker label, and the *followup* policy in case all workers are *invalidated*. In the example, we select one of the two labels *randomly*, we *invalidate* their usage if the workers corresponding to the chosen label are used at more than the *50%* of their capacity (*capacity_used*) and, in case all workers are *invalidated* (*followup*), we let the request for function execution *fail*.

$$\text{policy_tag} \in \text{Identifiers} \cup \{\text{default}\} \quad \text{label} \in \text{Identifiers} \quad n \in \mathbb{N}$$

```

app      ::=  $\overline{\text{tag}}$ 
tag      ::=  $\overline{\text{policy\_tag} : - \text{controller? workers strategy? invalidate? strategy? followup?}}$ 
controller ::=  $\overline{\text{controller} : \text{label} \ ( \text{topology\_tolerance} : ( \text{all} \mid \text{same} \mid \text{none} ) )?}$ 
workers  ::=  $\overline{\text{workers} : - \text{wrk} : \text{label} \ \text{invalidate?}}$ 
           |  $\overline{\text{workers} : - \text{set} : \text{label} \ \text{strategy?} \ \text{invalidate?}}$ 
strategy ::=  $\overline{\text{strategy} : ( \text{random} \mid \text{platform} \mid \text{best\_first} )}$ 
invalidate ::=  $\overline{\text{invalidate} : ( \text{capacity\_used } n\% \mid \text{max\_concurrent\_invocations } n \mid \text{overload} )}$ 
followup  ::=  $\overline{\text{followup} : ( \text{default} \mid \text{fail} )}$ 

```

Figure 4: The syntax of tAPP.

3.2. The tAPP approach

Essentially, tAPP relies on *policy tags* that associate functions to scheduling policies. A tag identifies a policy (e.g., we can use a tag “critical” to identify the scheduling behaviour of the critical ① functions of our case study, cf. Section 1) and it marks all those functions that shall follow the same scheduling behaviour (e.g., marking as “critical” any function that falls into that category).

Topologies are part of policies and come in two facets. *Physical* topologies relate to *zones*, which can represent availability zones in public clouds and plants in multi-plant industrial settings. *Logical* topologies instead represent partitions of workers. The logical layer expresses the constraints of the *user* and identifies the pool of workers which can execute a given function (e.g., for performance). The smallest logical topology is the singleton, i.e., a worker, which we identify with a distinct label (e.g., W_1 in Figure 2). In general, policies can target lists of singletons as well as aggregate multiple workers in different sets.

The interplay between the two topological layers determines which workers a controller can use to schedule a function. For example, we can capture the scheduling behaviour of the critical functions of our case study in this way: 1) we assign $LocalCtl_1$, $LocalCtl_2$, and W_1, \dots, W_k to the same zone, 2) we configure said workers to only accept requests from co-located controllers (this, e.g., excludes access to $CloudCtl$), and 3) we set the policy of the critical functions to only use the workers tagged with the *edge* label, $\#edge$ in Figure 2.

Besides expressing topological constraints, policies can include other directions such as the strategy followed by the controller to choose a worker within the pool of the available ones (e.g., to balance the load evenly among them) and when workers are ineligible (e.g., due to their resource quotas).

3.3. The tAPP language

We report the syntax of tAPP in Figure 4.

tAPP scripts are YAML [3] files. The basic entities considered in the language are *a*) scheduling policies, defined by a *policy tag* identifier to which users can associate their functions—the policy-function association is a one-to-many relation—and *b*) workers, identified by a *worker label*—where a label identifies a collection of computation nodes. All identifiers are strings formed with the accepted character set as defined in [3].

Given a tag, the corresponding policy includes a list of blocks, possibly closed with *strategy* and *followup* options. A block includes four parameters: an optional *controller* selector, a collection of *workers*, a possible scheduling *strategy*, and an *invalidate* condition. The outer *strategy* defines the policy we must follow to select among the blocks of the tag, while the inner *strategy* defines how to select workers from the items specified within a chosen *workers* block. The *controller* defines the identifier of a specific controller we want the gateway to redirect the invocation request to. When used, it is possible to define a *topology_tolerance* option to further refine how tAPP handles failures (of controllers). The collection of *workers* can be either a list of labels pointing to specific workers (*wrk*), or a worker *set*. In lists, the user can specify the *invalidate* condition of each single worker, while in sets, the *invalidate* condition applies to all the workers included in the set. When users specify an *invalidate* condition at block level, this is directly applied to all *workers* items (*wrk* and *set*) that do not define one. In *sets* the user can also specify a *strategy* followed to choose workers within the set. Finally, the *followup* value defines the behaviour to take in case no specified controller or worker in a tag is available to handle the invocation request.

We discuss the tAPP semantics, and the possible parameters, by commenting on a more elaborate script extending the previous one, shown in Figure 5. The tAPP script starts with the tag *default*, which is a special tag used to specify the policy for non-tagged functions, or to be adopted when a tagged policy has all its members invalidated, and the *followup* option is *default*.

In Figure 5, the *default* tag describes the default behaviour of the serverless platform running tAPP. In this case we use a *workers set* to select workers, with no value specified for *set* which represents all worker labels. The *strategy* selected is the *platform* default. In our prototype in Section 4 the *platform* strategy corresponds to a selection algorithm, hinted in Section 2, which mediates load balancing and code locality by associating a function to a numeric hash and a step-size—a number that is co-prime of and smaller than the number of workers⁶. The *invalidate* strategy considers a worker non-usable when it is *overloaded*, i.e., it does

⁶The identifier of the primary worker results from the modulo between

```

- default:
- workers:
  - set:
    strategy: platform
    invalidate: overload

- couchdb_query:
- workers:
  - wrk: DB_worker1
  - wrk: DB_worker2
  strategy: random
  invalidate: capacity_used 50%
- workers:
  - wrk :near_DB_worker1
  - wrk :near_DB_worker2
  strategy: best_first
  invalidate: max_concurrent_invocations 100
  followup: fail

```

Figure 5: Example of a tAPP script.

not have enough resources to run the function.

Besides the default tag, the `couchdb_query` tag is used for those functions that access the database. The scheduler considers worker blocks in order of appearance from top to bottom. As mentioned above, in the first block (associated to `DB_worker1` and `DB_worker2`) the scheduler randomly picks one of the two worker labels and considers the corresponding worker invalid when it reaches the 50% of capacity. Here the notion of capacity depends on the implementation (e.g., our OpenWhisk-based tAPP implementation in Section 4 uses information on the CPU usage to determine the load of invokers). When both worker labels are invalid, the scheduler goes to the next `workers` block, with `near_DB_worker1` and `near_DB_worker2`, chosen following a `best_first` strategy—where the scheduler considers the ordering of the list of `workers`, sending invocations to the first until it becomes invalid, to then pass to the next ones in order. The `invalidate` strategy of the block (applied to the single `wrk`) regards the maximal number of concurrent invocations over the labelled worker—`max_concurrent_invocations`, which is set to 100. If all the worker labels are invalid, the scheduler applies the `followup` behaviour, which is to `fail`.

Users can define subsets of workers by specifying a label associated with the workers, e.g., `local` selects only those workers associated to the `local` label.

The scheduling on worker-sets follows the same logic of block-level worker selection: it exhausts all workers before deeming the item invalid. Since worker-set selection/invalidation policies are distinct from block-level ones, we let users define the `strategy` and `invalidate` policies to select the

worker in the set. For example, we can pair the above selection with a `strategy` and an `invalidate` options, e.g.,

```

- workers:
  - set: local
    strategy: random
    invalidate: capacity_used 50%

```

which tells the scheduler to adopt the `random` selection strategy and the `capacity_used` invalidation policy when selecting the workers in the `local` set. When worker-sets omit the definition of the selection `strategy` we consider the default one. When the invalidation option is omitted, we either apply that of the enclosing block or, if that is also missing, the default one.

Summarising, given a policy tag, the scheduler follows the policy defined in the `strategy` option to select the corresponding blocks. A block includes three parameters:

- `workers`: which either contains a non-empty list of worker (`wrk`) labels, each paired with an optional invalidation condition, or a worker-set label (possibly blank, to select all workers) to range over sets of workers; workers sets optionally define the `strategy` and `invalidate` options to select workers within the set and declare them invalid;
- `strategy`: defines the policy of item selection at the levels of `policy_tag`, `workers` block, and workers sets. APP currently supports three strategies:
 - `random`: selects items in a fair random manner;
 - `best_first`: selects items following their order of appearance;
 - `platform`: selects items following the default strategy of the serverless platform—in our prototype, this corresponds to a co-prime-based selection.
- `invalidate`: specifies when a worker (label) cannot host the execution of a function. All `invalidate` options include, as preliminary condition, the unreachability of a worker. When all labels in a block are invalid, we follow the defined `strategy` to select the next block one until we either find a valid worker or we exhaust all blocks. In the latter case, we apply the `followup` behaviour. Current `invalidate` options are:
 - `overload`: the worker lack enough computational resources to run the function;⁷
 - `capacity_used`: the worker reached a threshold percentage of CPU load;

the hash and the number of workers. In case the primary is invalid, we find the secondary workers by increasing the function hash with the step-size and repeating the modulo operation.

⁷The kind of computational resources that determine the `overload` option depends on the APIs provided by a given serverless platform. For example, in our prototype in Section 4 we consider a worker label `overloaded` when the related invokers are declared “unhealthy” by the OpenWhisk APIs, which use memory consumption and CPU load.

- `max_concurrent_invocations`: the worker have reached a threshold number of buffered concurrent invocations.
- `followup`: specifies the policy applied when all the blocks in a policy tag are considered invalid. The supported followup strategies are:
 - `fail`: drop the scheduling of the function;
 - `default`: apply the default tag.

Since the `default` block is the only possible “backup” tag used when all workers of a custom tag cannot execute a function (because they are all invalid), the `followup` value of the `default` tag is always set to `fail`.

Besides the above elements, to further detail topological constraints of function execution scheduling, we have the `controller`. This is an optional, block-level parameter that identifies which of the possible, available `controllers` in the current deployment we want to target to execute the scheduling policy of the current tag. Similarly to workers, we identify controllers with a label.

As mentioned above, a `controller` clause can have `topology_tolerance` as optional parameter. When deploying controllers and workers, users can label them with the topological *zone* they belong in⁸. Hence, when the designated `controller` is unavailable, tAPP can use this topological information to try to satisfy the scheduling request by forwarding it to some alternative controller.

The `topology_tolerance` parameter specifies what workers an alternative controller can use. Specifically, `all` is the default and most permissive option and imposes no restriction on the topology zone of workers; `same` constrains the function to run on workers in the same zone of the faulty controller (e.g., for data locality); `none` forbids the forward to other controllers. As an example, we could take advantage of the topology zones and rewrite the previous tAPP script from Figure 5 for the `couchdb_query` tag. e.g.,

```
- couchdb_query:
- controller: DBZoneCtl
  workers:
  - set: local
    strategy: random
  topology_tolerance: same
  followup: default
```

this way it is guaranteed that the function will be executed always on the workers in the same zone of the database. Lastly, tAPP lets users express a selection strategy for policy blocks. This is represented by the optional `strategy` fragment of the `tag` rule. By default, when we omit to define a `strategy` policy for blocks, tAPP allocates functions following the blocks

from top to bottom—i.e., `best_first` is the default policy. Here, for example, setting the `strategy` to `random` captures the simple load-balancing strategy of uniformly distributing requests among the available controllers.

3.4. Case Study

As a final illustration of the tAPP language, we show and comment on the salient parts of a tAPP script—reported in Figure 6—that captures the scheduling semantics of the case in Figure 2.

In the script, at lines 1–6, we define the tag associated to critical (Ⓢ) functions: only `LocalCtl_1` can manage their scheduling, they can only execute on `#edge/edge` workers (W_1, \dots, W_i in Figure 2), and no other policy can manage them (`followup:fail`). At line 5 we specify to evenly distribute the load among all `edge` workers with `strategy:random`.

At lines 7–12, we find the tag of the `machine_learning` (Ⓢ) functions. We define `CloudCtl` as the controller and consider all `#cloud` workers (W_{k+1}, \dots, W_j in Figure 2) as executors. Notice that at line 12 we specify to use the `default` policy as the `followup`, in case of failure. The interaction between the `followup` and the `topology_tolerance` (line 11) parameters makes for an interesting case. Since the `topology_tolerance` is (the) `same` (zone of the controller `CloudCtl`), we allow other controllers to manage the scheduling of the function (in the `default` tag) but we continue to restrict the execution of machine-learning functions only to workers within the `same` zone of `CloudCtl`, which, here, coincide with `#cloud`-tagged workers.

Lines 13–24 define the special, `default` policy tag, which is the one used with tag-less functions (here, our generic ones Ⓢ) and with failing tags targeting it as their `followup` (as seen above, line 12). In particular, the instruction at line 24 indicates that the `default` policy shall `randomly` distribute the load on both worker blocks (lines 14–20 and 21–23), respectively controlled by `LocalCtl_1` and `LocalCtl_2`. Since the two blocks at lines 14–20 and 21–23 are the same, besides the `controller` parameter, we focus on the first one. There, we indicate two sets of valid `workers`: the `#internal` ones (line 16, W_{i+1}, \dots, W_k in Figure 2) and the `#cloud` ones (as seen above, for lines 9–10). The instruction at line 20 (`strategy:best_first`) indicates a precedence: first we try to run functions on the `#local` cluster and, in case we fail to find valid workers, we offload on the `#cloud` workers—in both cases, we distribute the load `randomly` (lines 17 and 19).

4. tAPP in OpenWhisk

We modified OpenWhisk to support tAPP-based scheduling. In particular, to manage the deployment of components, we pair OpenWhisk with the popular and widely-supported container orchestrator Kubernetes⁹.

⁸Zone labels of controllers and workers are not used in tAPP scripts, which only specify co-location constraints, i.e., requests to consider workers in the same zone of a given controller. Zone labels are used by the infrastructure to implement the tAPP constraints.

⁹<https://kubernetes.io/>

```

1 - critical:
2   - controller: LocalCtl_1
3     workers:
4       - set: edge
5         strategy: random
6   followup: fail
7 - machine_learning:
8   - controller: CloudCtl
9     workers:
10      - set: cloud
11        topology_tolerance: same
12      followup: default
13 - default:
14   - controller: LocalCtl_1
15     workers:
16       - set: internal
17         strategy: random
18       - set: cloud
19         strategy: random
20         strategy: best_first
21   - controller: LocalCtl_2
22     workers: # same as above
23       strategy: best_first
24     strategy: random

```

Figure 6: A tAPP script that implements the scheduling semantics of the case study in Section 1 (Figure 2).

Figure 3 depicts the architecture of our OpenWhisk extension, where we reuse the *Workers* and the *Kafka* components, we modify *Nginx* and the *Controllers* (light blue in the picture), and we introduce two new services: the *Watcher* and the *NFS Server* (in the highlighted area of Figure 3).

The modifications mainly regard letting *Nginx* and *Controllers* retrieve and interpret both tAPP scripts and data on the status of nodes, to forward requests to the selected controllers and workers. Concerning the new services, the *Watcher* monitors the topology of the Kubernetes cluster and collects its current status into the *NFS Server*, which provides access to tAPP scripts and the collected data to the other components. Below, we detail the two new services, we discuss the changes to the existing OpenWhisk components, and describe how the proposed system supports live-reloading of tAPP configurations. We conclude with a description of the deployment procedure applied to the modified OpenWhisk platforms.

4.1. OpenWhisk Controller

To let the original OpenWhisk controller execute tAPP scripts, we extended the existing codebase of OpenWhisk. The component is written in Scala and it consists of a base *LoadBalancer* class which the vanilla OpenWhisk load balancer extends. To let OpenWhisk support tAPP scheduling policies, we introduced a new class that also extends the base one, called *ConfigurableLoadBalancer*. This class implements a parser and an engine that interpret tAPP scripts.

4.2. Watcher and NFS Server Services

To support tAPP-based scheduling, we need to map tAPP-level information, such as zones and controllers/workers labels, to deployment-specific information, e.g., the name Kubernetes uses to identify computation nodes. The new *Watcher* service fits this purpose: it gathers deployment-specific information and maps it to tAPP-level properties. To realise the *Watcher*, we rely on the APIs provided by Kubernetes, which we use to deploy our OpenWhisk variant. In Kubernetes, applications are collections of services deployed

as “pods”, i.e., a group of one or more containers that must be placed on the same node and share network and storage resources. Kubernetes automates the deployment, management, and scaling of pods on a distributed cluster and one can use its API to monitor and manipulate the state of the cluster.

Our *Watcher* polls the Kubernetes API, asking for pod names and the respective *labels* and *zones* of the nodes (cf. Figure 3), and stores the mapping into the *NFS Server*.

As shown in Figure 3, *Nginx* uses the output of the *Watcher* to forward function-execution requests to controllers. This allows tAPP scripts to define which controller to target without the need to specify a pod identifier, but rather use a label (e.g., *CloudCtl* in Figure 6). Besides abstracting deployment details, this feature supports dynamic changes to the deployment topology, e.g., when Kubernetes decides to move a controller pod at runtime on another node.

4.3. Nginx, OpenWhisk’s Entry Point

OpenWhisk’s *Nginx* forwards requests to all available controllers, following a hard-coded round-robin policy. To support tAPP, we intervened on how *Nginx* processes incoming request of function execution.

To do this, we used *njs*¹⁰: a subset of the JavaScript language that *Nginx* provides to extend its functionalities. Namely, we wrote a *njs* plug-in to analyse all requests passing through *Nginx*. The plug-in extracts any tag from the request parameters and compares it against the tAPP scripts. If the extracted tag matches a policy-tag, we interpret the associated policy, resolve its constraints, and find the related node label. The last step is translating the label into a pod name, done using the label-pod mapping produced by the *Watcher* service.

Since *Nginx* manages all inbound traffic, we strived to keep the footprint of the plug-in small, e.g., we only interpret tAPP scripts and load the mappings when requests carry some tags and we use caching to limit retrieval downtimes

¹⁰<https://nginx.org/en/docs/njs/index.html>.

from the NFS Server. From the user’s point of view, the only visible change regards the tagging of requests. When tags are absent, Nginx follows the default policy or, when no tAPP script is provided, it falls back to the built-in round-robin.

4.4. Topology-based Worker Distribution

To associate labels with pods, we exploit the topology labels provided by Kubernetes. These labels are names assigned to nodes and they are often used to orient pod allocation. Labels offer an intuitive way to describe the structure of the cluster, by annotating their zones and attributes. In Figure 3 we represent labels as boxes on the side of the controllers and workers.

Since OpenWhisk does not have a notion of topology, all controllers can schedule all functions on any available worker. Our extension unlocks a new design space that administrators can use to fine-tune how controllers access workers, based on their topology. At deployment, DevOps define the access policy used by all controllers. Our investigation led us to identify four topological-deployment access policies:

- the *default* policy is the original one of OpenWhisk, where controllers have access to a fraction of all workers’ resources. This policy has two drawbacks. First, it tends to *overload* workers, since controllers race to access workers without knowing how the other controllers are using them. Second, it gives way to a form of *resource grabbing*, since controllers can access workers outside their zone, effectively taking resources away from “local” controllers;
- the *min_memory* policy is a refinement of the *default* policy and it mitigates overload and resource-grabbing by assigning only a minimal fraction of the worker’s resources to “foreign” controllers. For example, in OpenWhisk the resources regard the available memory for one invocation (in OpenWhisk, 256MB). When workers have no controller in their topological zone, or no topological zone at all, we follow the default policy. Also this policy has a drawback: it can lead to scenarios where smaller zones quickly become saturated and unable to handle requests;
- the *isolated* policy lets controllers access only co-located workers. This reduces overloading and resource grabbing but accentuates small-zone saturation effects;
- the *shared* policy allows controllers to access primarily local workers and let them access foreign ones after having exhausted the local ones. This policy mediates between partitioning resources and the efficient usage of the available ones, although it suffers a stronger effect of resource-grabbing from remote controllers.

When scheduling functions, controllers follow the policies declared in the available tAPP scripts and access topological information and tAPP scripts in the same way as described

for Nginx. In case no tAPP script is available, controllers resort to their original, hard-coded logic (explained in Section 2) but still prioritise scheduling functions on co-located workers.

4.5. Dynamic update of topologies and tAPP scripts

Since both the cluster’s topology, its attributes, and the related tAPP scripts can change (e.g., to include a new node or a new policy tag), we designed our tAPP-based prototype to dynamically support such changes, avoiding stop-and-restart downtimes.

To do this, we chose to store a single global copy of the policies into the NFS Server, while we keep multiple, local copies in Nginx and each controller instance. When we update the reference copy, we notify Nginx and the controllers of the change and let them handle cache invalidation and retrieval.

4.6. Deploying tAPP-based OpenWhisk

The standard way to deploy OpenWhisk is by using the Docker images available for each component of the architecture—this lets developers choose the configuration that suits their deployment scenario, spanning single-machine deployments, where all the components run on the same node, and clustered (e.g., via Kubernetes) deployments, e.g., assigning a different node to each component. Since we modified the Controller component of the architecture (see Section 4.1), we built a new, dedicated Docker image and published it on DockerHub¹¹, so that it is generally available to be used in place of the vanilla controller.

In this work, for both reproducibility and reliability, we automatised all the levels of the deployment steps: the provisioning of the virtual machines (VMs) and both the deployment of Kubernetes and of (our extended version of) OpenWhisk.

We programmatically provision VMs using the Google Cloud Platform via a Terraform¹² script. Since this script is tied to a specific topology, we provide more information on it when describing our experiments in Section 5.

We wrote Ansible¹³ scripts instead to automatically deploy the Kubernetes cluster. Given the VMs where one wants to deploy Kubernetes on and their designated roles (workers, etc.), our Ansible scripts configure each VM by installing the dependencies required for Kubernetes, deploy the control-plane on the designated master VM with the kubeadm tool, and make the other VMs join the cluster as worker nodes (again with the kubeadm tool).

Once the Kubernetes cluster is up and running, we use the Helm¹⁴ package from openwhisk-deploy-kube [19], that we forked to implement a tAPP-specific package for the installation with our custom controller image. This automatically deploys every component on a Kubernetes cluster and

¹¹<https://hub.docker.com/r/mattrent/ow-controller>.

¹²<https://www.terraform.io/>.

¹³<https://www.ansible.com/>.

¹⁴<https://helm.sh/>.

allows the user to parameterize the configuration of the deployment; specifically, we configure the deployment to select our tAPP-based controller image.

All Terraform and Ansible scripts are publicly available at <https://github.com/giusdp/ow-gcp>.

5. Evaluation

We now evaluate our contribution both qualitatively and quantitatively. In Section 5.1, we present an edge-cloud-continuum case study, taken from the literature, to both demonstrate how one can use tAPP to meet topology-aware functional requirements and how existing serverless solutions—where no topological information is used by the function scheduler, like vanilla OpenWhisk—fail in complying with those requirements. In Section 5.2, we run quantitative benchmarks, comparing the performance of vanilla OpenWhisk and our tAPP-based variant. We show that the overhead of running tAPP scheduling policies is negligible and that, in locality-bound scenarios, custom scheduling policies reduce function run times.

5.1. Qualitative Evaluation

The case study we consider is a simplification of the architecture described in Section 1, which we depict in Figure 7. It is a serverless edge-cloud deployment of the system described in [20, 21], consisting of a power transformers’ anomaly detection application. Each power transformer to be monitored is equipped with six accelerometers that produce data at a frequency of 10kHz. At every minute, the data produced by the six sensors are collected for one second. For each set of data produced by one sensor, two features are extracted: FCA (based on Frequency Complexity Analysis) and DET (based on Vibration Stationarity Analysis). These features are then combined in two vectors (one with the six FCA features and one with the six DET features) and classified following machine learning techniques.

In the case study, we assume that the sensors communicate their data through an IoT-specific protocol to a message broker accessible only from machines within the same local network, named *Edge*. This prevents public access to the broker to protect it, e.g., from denial of service attacks. While data gathering happens locally, the elaboration of the data requires powerful resources. For this reason, when local resources are available, we run these analyses locally, otherwise, we run them in the Cloud.

In our serverless deployment of the use case, we have assumed that the sensors communicate their data via a standard IoT protocol, namely MQTT [22], and that the workflow is implemented as a pipeline of three separate functions:

- **data-collection**, which contacts an MQTT broker and subscribes to six topics (one for each sensor), receives the corresponding data and stores it in a local database;
- **feature-extraction**, which queries the database for the collected data and extracts relevant features;
- **feature-analysis**, which receives the extracted features and performs the classification task.

For this evaluation the platform and services were deployed in two different zones, as represented in Figure 7: a *cloud* zone containing the Kubernetes master node, one OpenWhisk controller and one worker, and an *edge* zone containing the MQTT broker, the database, one OpenWhisk controller and another worker. Moreover, the MQTT broker was only accessible from the local network, while the database was accessible from the entire cluster, and accordingly, from both workers.

In total 6 separate virtual machines were used. For the *cloud* zone, 3 e2-medium instances (2 vCPUs, 4GB of RAM) were employed on Google Cloud Platform, located in the Belgian data-center (europa-west1-b). One of these acted as the Kubernetes master node and the other 2 as the cloud Controller and the cloud worker, respectively. For the *edge* zone, one physical machine was used for the other 3 virtual machines, of which one hosted the edge Controller, one the edge worker, and one both the database and the MQTT broker. They were all given 4 cores and 4GB of RAM each. The various virtual machines were connected using two separate networks:

- a virtual private network, containing the entire Kubernetes cluster (i.e. Kubernetes master node, cloud and edge Controllers, cloud and edge workers) and the database;
- a local network, containing the entire edge zone (i.e. edge worker, edge Controller, MQTT broker and database).

This reflected the connectivity constraints of the case study. The MQTT broker was not part of the virtual private network, and it was not reachable from the cloud worker. All the components could reach the database. The broker and the database were not part of the Kubernetes cluster, which only hosted the OpenWhisk deployment.

The sensors were simulated by a Python script running on the latter virtual machine. To reflect the real system that inspired our experiments, the workflow frequency was kept at one invocation per minute, and the push frequency of the sensors was kept at 10kHz (i.e. ten thousand tuples pushed per second, per sensor). Given that the evaluation of the specific machine learning model used for the analysis was beyond the scope of this experiment, in our implementation no significant elaboration is done and we mocked-up the functions for future extractions and analysis.

In our tests, vanilla OpenWhisk failed every invocation because it tried to schedule the **data-collection** function on the cloud worker and failed to connect to the MQTT broker every time. This comes from the fact that, without tAPP, OpenWhisk always tries to schedule a specific function on the same worker, if it is available, and the first worker chosen for the function depends on the deployment. Since the cloud worker was available and was simply unable to reach the given service, this was considered a function error by the scheduler,

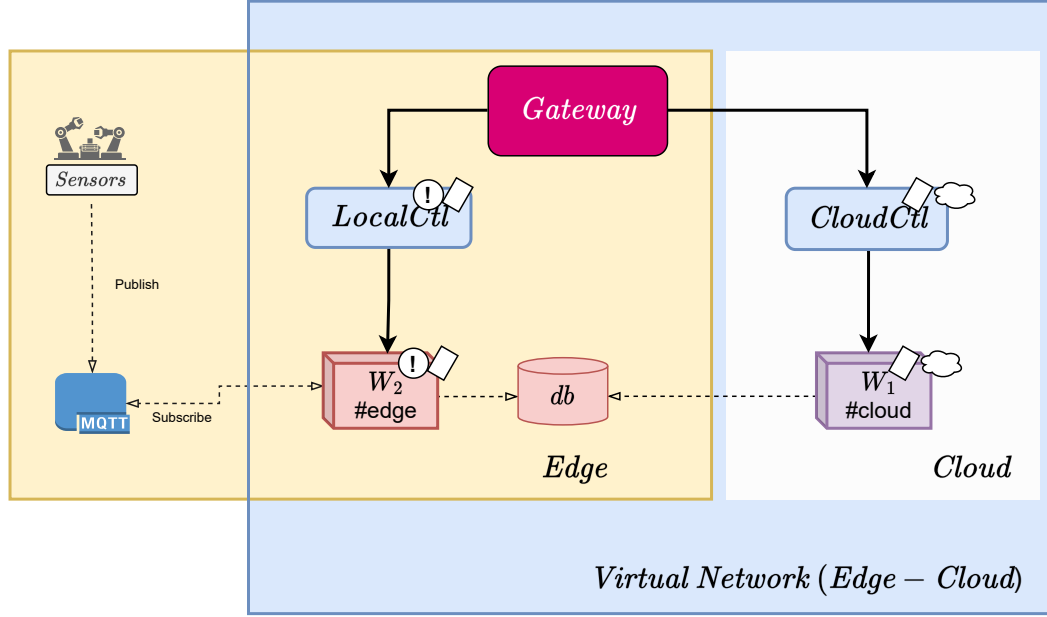


Figure 7: Representation of the components used in the qualitative evaluation. The services were separated in two zones, and connected using two different networks.

```
- default:
  - workers:
    - set:
- MQTT:
  - controller: LocalCtl
  workers:
    - set:
  topology_tolerance: none
  followup: fail
```

```
- DB:
  - workers:
    - wrk: W_2
      invalidate: capacity_used 50%
    - wrk: W_1
      strategy: best-first
- Cloud:
  - controller: CloudCtl
  workers:
    - set:
  topology_tolerance: none
  followup: fail
```

Figure 8: Configuration used in the MQTT-based experiments.

which caused it to keep scheduling the function on the same node in the following iterations.

To overcome this limitation, we used tAPP to redirect the different functions to appropriate zones, as shown in Figure 8. Specifically:

- **data-collection** (📡) function was tagged with *MQTT* in order to be scheduled only in the *edge* zone, on the *LocalCtl* controller, which means on the worker located in the same network as the MQTT broker. In case of a scheduling failure, the topology tolerance set to *none* forbids the forwarding to the other controller, and the invocation stops;
- **feature-extraction** (📦) function was tagged with *DB*. In this case, no controller was defined, but a list of workers was given where the worker in the *edge* zone is al-

ways picked first. Since the database was still accessible from the other worker, it is still possible to send the invocation to it in case the *edge* worker capacity reaches 50%. If scheduling fails, it is retried one more time with the *default* tag as there is no follow-up specified;

- **feature-analysis** (☁️) function was tagged with *Cloud*. Similarly, for the data-collection function, we gave it a specific controller, *CloudCtl*, and a tolerance of *none*, to use the *cloud* zone exclusively. In this way, we can simulate a situation where machine learning tasks would be moved away from the edge machines, which usually have fewer resources or stricter requirements.

Using this configuration, all invocations performed on our prototype ran successfully.

5.2. Quantitative Evaluation

We now describe the comparison of the vanilla version of OpenWhisk against our extension.

As mentioned, tAPP and our tAPP-based extension allows users to overcome the limitations imposed by state-of-the-art serverless platforms, by defining custom scheduling policies. In particular, we showed (cf. Section 4) how we built our platform to support advanced, dynamic modifications of both policies and of the topology of the machines that run the functions.

Of course, this flexibility comes at the price of adding some complexity to the serverless platform—e.g., watchers continuously monitor the infrastructure and update the tAPP scripts at runtime, controllers and gateways execute the custom logic of the policies at each function invocation, also performing the dynamic retrieval and application of updated policies.

Hence, to tackle C6 (cf., Section 1), we devise two kinds of tests. The first kind of tests measure the overhead of the advanced features introduced by our prototype against the performance of vanilla OpenWhisk. The purpose of these “overhead” tests is to empirically quantify the impact of performance of the advanced, dynamic features introduced by tAPP in our prototype w.r.t. vanilla OpenWhisk. Since we want to focus on the performance of the platform, rather than the execution of the functions, we avoid tests that can introduce biases generated by data locality effects, i.e., those coming from the possibility of vanilla OpenWhisk to accidentally choose workers with a high-latency access to some data source. The second kind of tests focuses on “data-locality” effects and benchmarks the performance gain of topology-aware policies. The idea with these tests is to evaluate the performance gains that tAPP-based policies can provide, compared against the possible suboptimal scheduling of the vanilla version.

In the following description, we mark (O) overhead tests and (D) data-locality ones.

To perform a comprehensive comparison, we collected a set of representative serverless test applications, divided into ad-hoc and real-world ones. Ad-hoc tests stress specific issues of serverless platforms. Real-world tests are functions taken from publicly-available, open-source repositories of serverless applications used in production and selected from the Wonderless [23] serverless benchmark dataset.

Ad-hoc Tests. Ad-hoc tests focus on specific traits:

- **hellojs (O)** implements a “Hello World” application. It provides an indication of the performance functions with a simple behaviour which parses and evaluates some parameters and returns a string;
- **sleep (O)** waits 3 seconds. This test benchmarks the handling of multiple functions running for several seconds and the management of their queueing process;
- **matrixMult (O)** multiplies two 100x100 matrices and returns the result to the caller. This test measures

the performance of handling functions performing some meaningful computation;

- **cold-start (O)** is a parameter-less variant of **hellojs** that loads a heavy set of dependencies (42.8 MB) required and instantiated when the function starts. Moreover, we throttle the invocations of this function to one every 11 minutes to let caches timeout¹⁵. This function deliberately disregards serverless development best practices and showcases how the platform handles the cold start of “heavy” functions, i.e., the delay occurring when a function’s code has to be initialised on the worker;
- **mongodb (D)** stresses the effect of data locality by executing a query requiring a document from a remote MongoDB database. The requested document is lightweight, corresponding to a JSON document of 106 bytes, with little impact on computation. This test focuses on the performance of accessing delocalized data;
- **data-locality (D)** encompasses both a memory- and bandwidth-heavy data-query function. It requests a large document (124.38 MB) from a MongoDB database and extracts a property from the returned JSON. This test witnesses both the impact of data locality w.r.t. latency and bandwidth occupation.

All ad-hoc tests use Javascript and run on Node.js 10. The tests that use MongoDB (version 5) run on Node.js 12¹⁶.

Real-world Tests. We draw our real-world tests from Wonderless [23]: a recent, peer-reviewed dataset that contains almost 2000 projects automatically scraped from GitHub. The projects target serverless platforms like AWS, Azure, Cloudflare, Google, Kubeless, and OpenWhisk.

Wonderless somehow reflects the current situation of serverless industrial adoption: the distribution of projects in Wonderless is heavily skewed towards AWS-specific applications. Indeed, out of the 1877 repositories in the dataset, 97.8% are AWS-specific. Unfortunately, we needed to exclude from our analysis these projects, since they often rely on using AWS-specific APIs and would require sensible refactoring to run on other platforms—one such effort could be subject of future work but escapes the scope of the current one. This left us with 66 projects which, unfortunately, sometimes carry limited information on their purpose and usage, they implement “Hello Word” applications, and have deployment problems. Thus, to select our real-world tests, we followed these exclusion criteria:

- the project must have a README.md file written in English with at least a simple description of the project’s purpose. This filters out repositories that contain no explanation on their inner workings or a description of the project;

¹⁵The default OpenWhisk cache timeout is 10 minutes.

¹⁶<https://github.com/apache/openwhisk-runtime-nodejs>.

- the project works as-is, i.e., no compilation or execution errors are thrown when deployed and the only modifications allowed for its execution regard configuration and environment files (i.e., API keys, credentials, and certificates). The reason for this rule concerns both the validity and reliability of the dataset, since fixing execution bugs could introduce biases from the researchers and skew the representativeness of the sample;
- the project must not use paid services (e.g., storage on AWS S3 or deployment dependent on Google Cloud Functions), which guarantees that the tests are generally available and easily reproducible;
- the project must represent a realistic use case. These exclude “Hello World” examples and boilerplate setups. The project must implement at least a function accepting input and producing an output as a result of either an internal transformation (such as code formatting or the calculation of a complex mathematical expression) or the interaction with an external service. This rule filters out all projects which do not represent concrete use cases.

The filtering led to the selection of these real-world tests.¹⁷

- **slackpost (O)**, from bespinian/k8s-faas-comparison, is a project written in Javascript, run on Node.js 12, and available for different platforms. It consists of a function that sends a message through the Slack API. While not complex, it is a common example of a serverless application that acts as the endpoint for a Slack Bot;
- **pycatj (O)**, from hellt/pycatj-web, is a project written in Python, run on Python 3.7, and it requires pre-packaged code to work. It consists of a formatter that takes an incoming JSON string and returns a plain-text one, where key-value pairings are translated in python-compatible dictionary assignments. As a sporadically-invoked web-based function, it represents an ordinary use case for serverless;
- **terrain (D)**, from terraindata/terrain, is a project written in Javascript and run on Node.js 12. The repository contains a serverless application that stress-tests a deployed backend. The backend is a traditional, non-serverless application deployed on a separate machine from the test cluster, which works as the target for this stress test. This is a common example of a serverless use case: monitoring and benchmarking external systems.

5.3. Test Environment

To perform load testing and collect benchmarks we used a well-known and stable tool: Apache JMeter¹⁸. We used

JMeter without a graphical interface to dedicate all resources to the tests and maximise the number of concurrent requests. We consider as metric the latency, i.e., the time between the delivery of the request and the reception of the first response.

Configuration. The basic configuration for JMeter to run the ad-hoc tests uses 4 parallel threads (users), with a 10-second ramp-up time, i.e., the time needed to reach the total number of threads, and 200 requests per user. For some ad-hoc tests, we considered more appropriate a slight modification of the basic configuration. For the **sleep** test we use 25 requests per user since we deem it not necessary to have a larger sample size as the function has a predictable behaviour. The **cold-start** test is long-running, so we use only 1 user performing 3 requests; this is enough to witness the effect on cache invalidation and initialisation times. Since the **data-locality** test is resource-heavy, we use only 50 repetitions for each of the 4 users; this is enough to witness data-locality effects.

We have a different configuration for each Wonderless test: **slackpost** has 1 user, 100 repetitions, and a 1-second pause, to account for Slack API’s rate limits; **pycatj** has 4 parallel users, 200 repetitions, and a 10-second ramp-up time, akin to the default for ad-hoc tests; **terrain** has 1 user, 5 repetitions, and a 20-second pause, since the task is already a stress test and the amount of parallel computation on the node is high.

For each test, we execute 10 runs, removing and re-deploying the whole platform every 2 repetitions to avoid benchmarking specific configurations, e.g., bad, random configurations where vanilla OpenWhisk elects as primary a high-latency worker. The unique exception is **cold-start**, which is a long-running test (see the discussion above), for which we considered 3 runs; these are sufficient to evaluate cache invalidation and the corresponding initialisation times, which are independent of decisions taken at deployment time.

Cluster. We deployed both the vanilla and extended versions of OpenWhisk on a cluster composed of eight virtual machines distributed across two different regions (corresponding to two zone labels used in the deployment). The vanilla version is the one from OpenWhisk’s official repository¹⁹ at commit 18960f.

As mentioned in Section 4.6, we use a Terraform script to programmatically provision VMs. Specifically we provision six VMs. We used a Kubernetes master node (not used as a computation node by OpenWhisk), along with one controller and one worker in the first region: *France Central*. The other controller and its two associated workers were in the second region: *East US*. All workers are *Standard_DS1_v2* Azure virtual machines, while the Kubernetes master node and both controllers are *Standard_B2s* Azure virtual machines.

We also deployed two machines in the same AWS region (*us-east*): a *t2.micro* EC2 instance for MongoDB and a *t2.medium* EC2 instance for the **terrain** backend. All machines (both on Azure and AWS) ran Ubuntu 20.04.

¹⁷For reproducibility, we provide the list detailing the rejection criteria applied to each of the 63 non-AWS projects we discarded at [24].

¹⁸<https://jmeter.apache.org/>.

¹⁹<https://github.com/apache/openwhisk-deploy-kube>.

To identify the best target for the data-locality tests, we measured the latency between the five (excluding the Kubernetes master node) cluster nodes and the two EC2 instances, which averages at 2ms for machines located in *East US*, and 80ms for machines located in *France Central*. This identified the *East US* nodes as the optimal targets.

The code used to deploy and run the tests is available at [19].

5.4. Results

We now present the results obtained running our tests on vanilla OpenWhisk and our topology-aware extension. In particular, we test our extension under all four topology-based worker distribution policies: *default*, *isolated*, *min_memory*, and *shared* (cf. Section 4.4).

An initial comment regards **terrain**. While we could deploy this project, at runtime we observed up to 60% of time-outs and request errors (in comparison, the other tests report 0% failure rate). This test is a real-world one and, according to our testing methodology (cf. Section 5), we use its code as-is. Since this error rate is too high to consider the test valid, we discard it in this section (its raw data is in [24], for completeness).

In the following, we first present the results of the overhead tests and then the results from the data-locality ones.

5.4.1. Overhead tests

To better compare the overhead of our extension w.r.t. the vanilla OpenWhisk one, we run the **hellojs**, **sleep**, **matrixMult**, **cold-start**, **slackpost**, and **pycatj** without a tAPP script. As a consequence, we also do not tag test functions, since there would be no policies to run against. As specified in Section 4, this makes our platform resort to the original scheduling logic of OpenWhisk, although it prioritises (and undergoes the overhead of) scheduling functions on co-located workers. Thus, these tests are useful to evaluate the impact on performance of our four zone-based worker distribution policies, in comparison with the topology-agnostic policy hard-coded in OpenWhisk (cf. Section 2).

We report in Figure 9, in seconds, the average (bars) and the variance (barred lines) of the latency of the performed tests. For reference, we report in [24] all the experimental data. Since the standard deviation in the results is generally small, we concentrate on commenting the results of the averages.

In the results, Vanilla OpenWhisk has better performance w.r.t. all our variants in the **sleep** and the **cold-start** cases, where all tested policies have similar performance. The latency in these tests does not depend on the adopted scheduling policies, but on other factors: the three-second sleep in **sleep**, the long load times in **cold-start**. While we expected a sensible overhead in both cases, we found encouraging results: the overhead of topology-based worker selection strategies is negligible—particularly in the **sleep**, where the *shared* policy almost matches the performance of vanilla OpenWhisk.

In the other four tests (**hellojs**, **matrixMult**, **slackpost**, and **pycatj**), the *default* worker distribution policy outperforms both vanilla OpenWhisk and the other policies. This policy combines the standard way in which OpenWhisk allocates resources (where each worker reserves the same amount of resources to each controller) and our topology-based scheduling approach (where each controller selects workers in the same zone and uses remote workers only when the local ones are overloaded). These results confirm that the latency reduction from topology-based scheduling compensates (and even overcomes) its overhead—in some cases, the performance gain is significant, e.g., **matrixMult** shows a latency drop of 44%.

We deem the good performance of our extension in these tests (spanning simple and more meaningful computation and real-world applications) an extremely positive result. Indeed, we expected topology-based scheduling to mainly allay data locality issues, but we have experimentally observed significant performance improvements also in tests free from this effect.

We also note that the *min_memory* policy tends to perform the worst. To explain this fact, we draw attention to also the results of the *isolated* policy: both strategies can lead to saturated zones when faced with many requests, but they act differently with overloaded local workers. The *isolated* policy ignores remote workers and returns control to Nginx, which passes the invocation to a different controller. The *min_memory* policy instead tries to access remote workers with minimal resource availability, which can lead to higher latencies due to queuing and remote communications. The results of *default* and *shared* reinforce this conclusion: they increase resource sharing within the cluster and mitigate possible asymmetries (here, we had two workers in one zone and one in the other).

5.4.2. Data-locality tests

For the data-locality tests, we first comment on the tests we ran following the same modality of the overhead tests: we do not tag functions and provide no tAPP script. This lets us compare vanilla OpenWhisk and our extension on a common ground, where the main difference between the two stands on the four distribution policies applied at deployment level and their overhead. Then, we ran the same tests (on our extension), but we tagged the functions and provided a tAPP script that favours executing functions on workers close to the data source.

We report in Figure 10, in seconds, the average (bars) and the variance (barred lines) of the latency of the data-locality tests **mongoDB** and **data-locality**—the full experimental data is in [24]. For brevity, we show, with the rightmost bar in Figure 10, the results of the best-performing distribution policy (*shared*, see below) paired with the mentioned tAPP script.

As expected, in all tests our extension outperforms vanilla OpenWhisk, confirming previous evidence on data locality [2] and presenting useful applications of topology-aware scheduling policies for topology-dependent workflows.

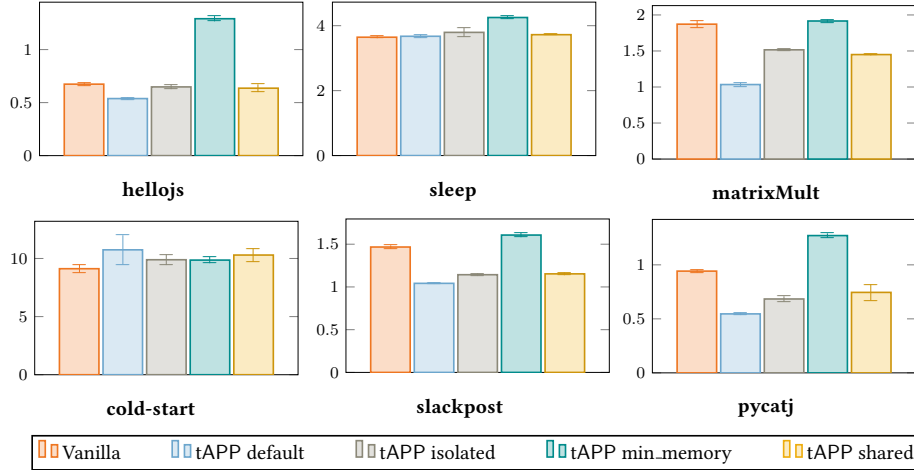


Figure 9: Overhead tests (no data locality effects), average latency (bars) and standard deviation (barred lines) in seconds.

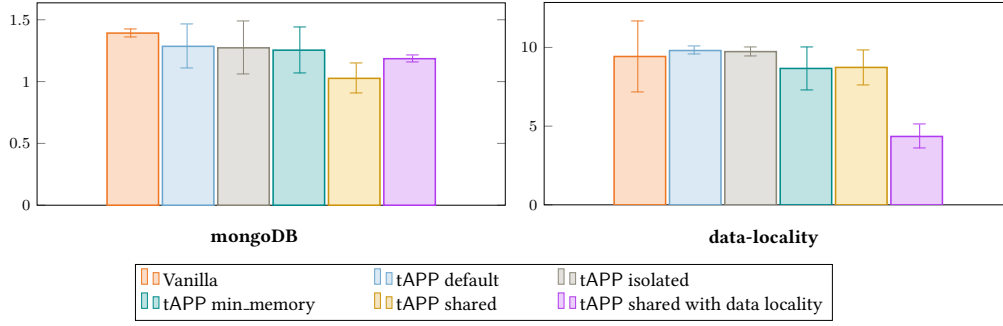


Figure 10: Data-locality tests, average latency (bars) and standard deviation (barred lines) in seconds.

In **mongoDB**, our extension outperforms vanilla OpenWhisk under all strategies, although it undergoes a higher variance. The small variance of vanilla OpenWhisk in this test is probably thanks to the light test query, which mitigates instances where vanilla OpenWhisk uses high-latency workers.

The results from **data-locality** confirm the observation above. There, the variance for vanilla OpenWhisk is larger—quantitatively, the variances of **mongoDB** for our extension stay below 0.5 seconds, while the variance of vanilla OpenWhisk in **data-locality** is 9-fold higher: 4.5 seconds. Here, the heavier test query strongly impacts the performance of those “bad” deployments that prioritise high-latency workers.

More precisely, the best performing strategies are *shared* for **mongoDB** and *min_memory* for **data-locality**. In the first case, since the query did not weigh too much on latency (e.g., bandwidth-wise), mixing local and remote workers favoured the *shared* policy, which, after exhausting its local resources, can freely access remote ones. In the second case, the *min_memory* policy performed slightly better than the *shared* one. We attribute this effect to constraining the selection of workers mainly to the local zone and resorting in minimal part to remote, higher-latency workers.

Given the results above, we performed the tAPP-based tests (right-most column of Figure 10) with the *shared* policy²⁰.

Compared to the tag-less *shared* policy, the tagged case in **mongoDB** is a bit slower, but more stable (small variance). In **data-locality** it almost halves the run time of the tag-less case.

These tests witness the trade-off of using tAPP-based scheduling to exploit data locality and the overhead of parsing the tAPP script: due to its many lightweight requests, **mongoDB** represents the worst case for the overhead, but the test still outperforms vanilla OpenWhisk (showing that the overhead is compensated by the advantages of our worker selection strategies); in **data-locality**, the heaviness of the query and the payload favours spending a small fraction of time to route functions to the workers with lower latency to the data source.

6. Related Work

Many works on serverless focus on minimising the latency of function invocations. Several of them tackle the problem

²⁰In **data-locality**, *min_memory* has a slightly lower average than *shared*, but the latter has both lower variance and maximal latency.

by optimising function scheduling [25, 26].

One work close to ours is by Sampé et al. [27], who present an approach that allocates functions to storage workers, favouring data locality. The main difference with our work is that the one by Sampé et al. focusses on topologies induced by data-locality issues, while we consider topologies to begin with, and we capture data locality as an application scenario.

More in general, Banaei et al. [28] introduce a scheduling policy that governs the order of invocation processing, depending on the availability of the resources they use. Abad et al. [29] present a package-aware technique that favours re-using the same workers for the same functions to cache dependencies. Suresh and Gandhi [30] show a scheduling policy oriented by resource usage of co-located functions on workers. Steint [31] and Akkus et al. [32] respectively present a scheduler based on game-theoretic allocation and on the interaction of sandboxing of functions and hierarchical messaging. Other scheduling policies exploit the state and relation among functions. For example, Kotni et al. [33] present an approach that schedules functions within a single workflow as threads within a single process of a container instance, reducing overhead by sharing state among them. Shillaker and Pietzuch [34] use state by supporting both global and local state access, aiming at performance improvements for data-intensive applications. Similarly, Jia and Witchel [35] associate each function invocation with a shared log among serverless functions.

An alternative approach, besides improving scheduling, is reducing the number of cold starts when launching new functions [1, 36]. In this direction, Shahrade et al. [37] introduce an empirically-informed resource management policy that mediates cold starts and resource allocation. Silva et al. [38] propose a solution based on process snapshots: when the user deploys the function, they generate/store a snapshot of the process that runs that function and, when the user invokes the function, they load/run the related snapshot. Similarly, on network elements, Mohan et al. [39] present an approach based on pre-creating networks and connecting them to (a pool of) containers “paused” after the network-creation step. At function invocation, they skip network-initialisation start-up times by attaching to one of the containers and completing the initialisation from there.

The main difference between these works and our proposal is that in the former topologies (if any) emerge as implicit, runtime artefacts and scheduling do not directly reason on them. Moreover, being a general approach to scheduling, future work on tAPP can include scheduling policies proposed in these works, e.g., as strategies for worker selection.

7. Conclusion

We introduced tAPP, a declarative language that provides DevOps with finer control on the scheduling of serverless functions. Being topology-aware, tAPP scripts can restrict the execution of functions within zones and help improve

the performance (e.g., exploiting data or code locality properties), security, and resilience of serverless applications.

To validate our approach, we presented a prototype tAPP-based serverless platform, developed on top of OpenWhisk, and we used it to show that topology-aware scheduling is on par or outperforms hard-coded, vanilla OpenWhisk scheduling—e.g., tests that stress data locality gain considerable latency reductions.

Future work includes applying tAPP on different platforms, e.g., OpenLambda, OpenFAAS, and Fission. We plan to expand our range of tests: both to include other aspects of locality (e.g., sessions) and specific components of the platform (e.g., message queues, controllers) and new benchmarks for alternative platforms, to elicit the peculiarities of each implementation. Regarding tests, we remark the general need for more platform-agnostic and realistic suites, to obtain fairer and thorough comparisons.

We also intend to formalise the semantics of tAPP, e.g., building on existing “serverless calculi” [40, 41]. This is a stepping stone to mathematically reason on scheduling policies and formally prove they provide desirable guarantees.

Finally, we would like to support DevOps in the optimization of their serverless applications by studying and experimenting with heuristics and AI-based mechanisms that profile applications and suggest optimal tAPP policies. Similarly, extensions of tAPP could benefit from interactions with frameworks able to specify function compositions, e.g., Yusupov et al. [42] recently introduced a method for modelling and deploying serverless function orchestrations which one could use to extract execution dependencies among functions and inform the synthesis of tAPP policies that optimise the overall execution of compositions.

References

- [1] E. Jonas, J. Schleier-Smith, V. Sreekanti, C.-C. Tsai, A. Khandelwal, Q. Pu, V. Shankar, J. Menezes Carreira, K. Krauth, N. Yadwadkar, J. Gonzalez, R. A. Popa, I. Stoica, D. A. Patterson, Cloud programming simplified: A Berkeley view on serverless computing, Tech. Rep. UCB/EECS-2019-3, EECS Department, University of California, Berkeley (2019).
- [2] S. Hendrickson, S. Sturdevant, T. Harter, V. Venkataramani, A. C. Arpaci-Dusseau, R. H. Arpaci-Dusseau, Serverless computation with openlambda, in: Proc. of USENIX HotCloud, 2016.
- [3] I. d. N. Oren Ben-Kiki, Clark Evans, Yaml ain’t markup language (yaml™) version 1.2, <https://yaml.org/spec/1.2.2/> (2021).
- [4] G. De Palma, S. Giallorenzo, J. Mauro, G. Zavattaro, Allocation priority policies for serverless function-execution scheduling optimisation, in: Proc. of ICSOC, Vol. 12571 of LNCS, Springer, 2020, pp. 416–430. doi:10.1007/978-3-030-65310-1_29.
- [5] G. De Palma, S. Giallorenzo, J. Mauro, M. Trentin, G. Zavattaro, A declarative approach to topology-aware serverless function-execution scheduling, in: 2022 IEEE International Conference on Web Services, ICWS 2022, Barcelona, Spain, July 11–15, 2022, IEEE, 2022.
- [6] I. Cloud, IBM cloud functions, <https://cloud.ibm.com/functions/>.
- [7] Apache openwhisk, <https://openwhisk.apache.org/>.
- [8] AWS lambda, <https://aws.amazon.com/lambda/>.
- [9] Google cloud functions, <https://cloud.google.com/functions/>.
- [10] Microsoft azure functions, <https://azure.microsoft.com/>.
- [11] D. Bernstein, Containers and cloud: From lxc to docker to kubernetes, IEEE Cloud Computing 1 (3) (2014) 81–84.

- [12] M. Armbrust, A. Fox, R. Griffith, A. Joseph, R. Katz, A. Konwinski, G. Lee, D. Patterson, A. Rabkin, I. Stoica, M. Zaharia, Above the clouds: A Berkeley view of cloud computing, University of California, Berkeley, Rep. UCB/EECS 28 (13) (2009) 2009.
- [13] L. Wang, M. Li, Y. Zhang, T. Ristenpart, M. Swift, Peeking behind the curtains of serverless platforms, in: 2018 USENIX Annual Technical Conference (USENIX/ATC 18), 2018, pp. 133–146.
- [14] Q. Xie, M. Pundir, Y. Lu, C. L. Abad, R. H. Campbell, Pandas: robust locality-aware scheduling with stochastic delay optimality, *IEEE/ACM Trans. on Networking* 25 (2) (2016) 662–675.
- [15] W. Wang, K. Zhu, L. Ying, J. Tan, L. Zhang, Maptask scheduling in mapreduce with data locality: Throughput and heavy-traffic optimality, *IEEE/ACM Trans. Netw.* 24 (2016) 190–203. doi:10.1109/TNET.2014.2362745.
- [16] H. B. Hassan, S. A. Barakat, Q. I. Sarhan, Survey on serverless computing, *Journal of Cloud Computing* 10 (1) (2021) 1–29.
- [17] J. Kreps, N. Narkhede, J. Rao, et al., Kafka: A distributed messaging system for log processing, in: *Proc. of NetDB*, Vol. 11, 2011, pp. 1–7.
- [18] J. C. Anderson, J. Lehnardt, N. Slater, CouchDB: the definitive guide: time to relax, "O'Reilly Media, Inc.", 2010.
- [19] Repository of rejected projects from wonderless, <https://github.com/mattrent/openwhisk-deploy-kube> (04 2022).
- [20] K. Hong, H. Huang, J. Zhou, Y. Shen, Y. Li, A method of real-time fault diagnosis for power transformers based on vibration analysis, *Measurement Science and Technology* 26 (11) (2015) 115011. doi:10.1088/0957-0233/26/11/115011. URL <https://dx.doi.org/10.1088/0957-0233/26/11/115011>
- [21] K. Hong, M. Jin, H. Huang, Transformer winding fault diagnosis using vibration image and deep learning, *IEEE Transactions on Power Delivery* 36 (2) (2021) 676–685. doi:10.1109/TPWRD.2020.2988820.
- [22] Mqtt.org, mq telemetry transport, <http://mqtt.org/>.
- [23] N. Eskandani, G. Salvaneschi, The wonderless dataset for serverless computing, in: *Proc. of IEEE/ACM MSR*, 2021, pp. 565–569. doi:10.1109/MSR52588.2021.00075.
- [24] tAPP-based openwhisk extension., <https://github.com/mattrent/openwhisk> (04 2022).
- [25] A. Kuntsevich, P. Nasirifard, H.-A. Jacobsen, A distributed analysis and benchmarking framework for apache openwhisk serverless platform, in: *Proc. of Middleware (Posters)*, 2018, pp. 3–4.
- [26] M. Shahrad, J. Balkind, D. Wentzlaff, Architectural implications of function-as-a-service computing, in: *Proc. of MICRO*, 2019, pp. 1063–1075.
- [27] J. Sampé, M. Sánchez-Artigas, P. García-López, G. París, Data-driven serverless functions for object storage, in: *Proc. of Middleware*, ACM, 2017, p. 121–133. doi:10.1145/3135974.3135980. URL <https://doi.org/10.1145/3135974.3135980>
- [28] A. Banaei, M. Sharifi, Etas: predictive scheduling of functions on worker nodes of apache openwhisk platform, *The Journal of Supercomputing* (9 2021). doi:10.1007/s11227-021-04057-z.
- [29] C. L. Abad, E. F. Boza, E. V. Eyk, Package-aware scheduling of faas functions, in: *Proc. of ACM/SPEC ICPE*, ACM, 2018, pp. 101–106. doi:10.1145/3185768.3186294.
- [30] A. Suresh, A. Gandhi, Fnsched: An efficient scheduler for serverless functions, in: *Proc. of WOSC@Middleware*, ACM, 2019, pp. 19–24. doi:10.1145/3366623.3368136.
- [31] M. Stein, The serverless scheduling problem and noah, *arXiv preprint arXiv:1809.06100* (2018).
- [32] I. E. Akkus, R. Chen, I. Rimac, M. Stein, K. Satzke, A. Beck, P. Aditya, V. Hilt, SAND: Towards high-performance serverless computing, in: *Proc. of USENIX/ATC*, 2018, pp. 923–935.
- [33] S. Kotni, A. Nayak, V. Ganapathy, A. Basu, Faastlane: Accelerating function-as-a-service workflows, in: *Proc. of USENIX ATC*, USENIX Association, 2021, pp. 805–820.
- [34] S. Shillaker, P. Pietzuch, Faasm: Lightweight isolation for efficient stateful serverless computing, in: *Proc. of USENIX ATC*, USENIX Association, 2020, pp. 419–433.
- [35] Z. Jia, E. Witchel, Boki: Stateful serverless computing with shared logs, in: *Proc. of ACM SIGOPS SOSR*, ACM, New York, NY, USA, 2021, p. 691–707. doi:10.1145/3477132.3483541.
- [36] J. M. Hellerstein, J. M. Faleiro, J. Gonzalez, J. Schleier-Smith, V. Sreekanti, A. Tumanov, C. Wu, Serverless computing: One step forward, two steps back (2019).
- [37] M. Shahrad, R. Fonseca, Í. Goiri, G. Chaudhry, P. Batum, J. Cooke, E. Laureano, C. Tresness, M. Russinovich, R. Bianchini, Serverless in the wild: Characterizing and optimizing the serverless workload at a large cloud provider, in: *Proc. of USENIX ATC*, 2020, pp. 205–218.
- [38] P. Silva, D. Fireman, T. E. Pereira, Prebaking functions to warm the serverless cold start, in: *Proc. of Middleware*, ACM, New York, NY, USA, 2020, p. 1–13. doi:10.1145/3423211.3425682.
- [39] A. Mohan, H. Sane, K. Doshi, S. Edupuganti, N. Nayak, V. Sukhomlinov, Agile cold starts for scalable serverless, in: *Proc. of HotCloud 19*, USENIX Association, Renton, WA, 2019.
- [40] M. Gabbrielli, S. Giallorenzo, I. Lanese, F. Montesi, M. Peressotti, S. P. Zingaro, No more, no less - A formal model for serverless computing, in: *Proc. of COORDINATION*, Vol. 11533 of LNCS, Springer, 2019, pp. 148–157. doi:10.1007/978-3-030-22397-7_9.
- [41] A. Jangda, D. Pinckney, Y. Brun, A. Guha, Formal foundations of serverless computing, *Proc. of ACM on Prog. Lang.* 3 (OOPSLA) (2019) 1–26.
- [42] V. Yussupov, J. Soldani, U. Breitenbücher, F. Leymann, Standards-based modeling and deployment of serverless function orchestrations using BPMN and TOSCA, *Software: Practice and Experience* (01 2022). doi:10.1002/spe.3073.