

Entity Alignment with Reliable Path Reasoning and Relation-Aware Heterogeneous Graph Transformer

Weishan Cai^{1,2}, Wenjun Ma¹, Jieyu Zhan¹, Yuncheng Jiang^{1,3*}

¹School of Computer Science, South China Normal University, China

²School of Computer and Information Engineering, Hanshan Normal University, China

³School of Artificial Intelligence, South China Normal University, China

caiw@m.scnu.edu.cn, phoenixsam@sina.com, zhanjieyu,ycjiang@scnu.edu.cn

Abstract

Entity Alignment (EA) has attracted widespread attention in both academia and industry, which aims to seek entities with same meanings from different Knowledge Graphs (KGs). There are substantial multi-step relation paths between entities in KGs, indicating the semantic relations of entities. However, existing methods rarely consider path information because not all natural paths facilitate for EA judgment. In this paper, we propose a more effective entity alignment framework, *RPR-RHGT*, which integrates relation and path structure information, as well as the heterogeneous information in KGs. Impressively, an initial reliable path reasoning algorithm is developed to generate the paths favorable for EA task from the relation structures of KGs, which is the first algorithm in the literature to successfully use unrestricted path information. In addition, to efficiently capture heterogeneous features in entity neighborhoods, a relation-aware heterogeneous graph transformer is designed to model the relation and path structures of KGs. Extensive experiments on three well-known datasets show *RPR-RHGT* significantly outperforms 11 state-of-the-art methods, exceeding the best performing baseline up to 8.62% on Hits@1. We also show its better performance than the baselines on different ratios of training set, and harder datasets.

1 Introduction

Most Knowledge Graphs (KGs) are often disconnected from each other because they are constructed with different technologies and languages, which poses challenges for merging and integrating different KGs. Entity Alignment (EA) is a task to connect entities with the same meaning in different KGs, which plays a fundamental role in the knowledge fusion of KGs. Recently, EA methods based on the Graph Neural Networks (GNNs) are more favored by researchers than the translation-based methods. GNNs not only exhibit excellent performance in aggregating the neighborhood features of nodes, but also can design corresponding feature acquisition

methods for EA tasks, while translation-based methods are designed for link prediction.

Although current GNNs-based methods have achieved promising results, they still suffer from the following three limitations. First, many methods [Wang *et al.*, 2018; Wu *et al.*, 2019; Sun *et al.*, 2020a] treat KGs as homogeneous graphs without considering the heterogeneous features of sides between entities. Actually, the heterogeneous information helps to improve the accuracy and robustness of alignment judgments. Second, some semantic information other than relation structures is considered by many works, such as entity attributes [Liu *et al.*, 2020; Cai *et al.*, 2022], text descriptions [Yang *et al.*, 2019], and multi-modal information [Liu *et al.*, 2021]. However, the more semantic information a method integrates, the more data its application requires, which cannot be satisfied in some scenarios. Third, some other works [Wu *et al.*, 2020; Zhu *et al.*, 2020] only rely on the relation structures, and obtain inter-graph information based on Graph Matching Networks (GMN) [Li *et al.*, 2019] to mine more similar features between aligned entities. Nonetheless, the matching module they introduced for learning inter-graph information runs through the entire training process with high temporal and space complexity.

Therefore, for the first limitation above, we design a Relation-Aware Heterogeneous Graph Transformer (*RHGT*) to effectively extract the similarity features of aligned entities in their heterogeneous structures. For the latter two limitations above, we develop a Reliable Path Reasoning algorithm (*RPR*) that can directly extract the path structures favorable for EA tasks from the original relation structures. Existing methods rarely consider the path information of KGs (i.e., the indirect neighborhood of aligned entities), despite their success in modeling of direct relationship facts. It is known that substantial multi-step relational paths exist between entities, indicating their semantic relationships. But not all natural paths facilitate EA judgment, and some even backfire. Although IPTransE [Zhu *et al.*, 2017] considers the reliability of paths, it assumes all relations between KGs are pre-aligned. Essentially, our idea is to make full leverage of the richness of KGs by simultaneously comparing the similarities of relation and path structures of aligned entities. We believe the paths that frequently appear near pre-aligned entities can be regarded as reliable and used to align other entities. The fusion of relation and path structure information complements

*Corresponding Author

each other, alleviating the inconsistency between each type information of aligned entities.

After all, we combine above two methods into a entity alignment framework called *RPR-RHGT*, which not only considers the heterogeneous information of sides in KGs, but also mines the path information within the relation structures of KGs. Extensive experiments on three well-known benchmark datasets show *RPR-RHGT* not only outperforms 11 state-of-the-art models significantly, but also has impressive scalability and robustness.

2 Related Work

Translation-based Entity Alignment. Such methods are mainly based on TransE [Bordes *et al.*, 2013] and its variants. MTransE [Chen *et al.*, 2017] is the pioneering work, which uses TransE to model the entities and relations and evaluates the transform between two vector spaces based on pre-aligned entities. Other works utilize additional information or external knowledge of KGs, such as attribute structures [Sun *et al.*, 2017; Zhang *et al.*, 2019b; Trisedya *et al.*, 2019], entity descriptions [Chen *et al.*, 2018], entity names [Zhang *et al.*, 2019b], ontology schemata [Xiang *et al.*, 2021], to find more similar features of aligned entities. There are also some works [Sun *et al.*, 2018; Zhu *et al.*, 2017] that try to discover more new aligned entities by iterative strategies.

GNNs-based Entity Alignment. GNNs-based methods mainly utilize Graph Convolutional Networks (GCNs) and Graph Attention Networks (GATs) to aggregate the neighborhood feature of each entity, thereby obtaining the neighborhood similarity between aligned entities. Most of them directly compare the neighborhood similarity between aligned entities in relation structures [Wu *et al.*, 2019]. There are several attempts to simultaneously consider the similarities in the attribute and relation structures [Yang *et al.*, 2019; Liu *et al.*, 2020]. Some other works smartly model both intra-graph and cross-graph information, and learn similarities by building cross-graph attention mechanism using GMN [Wu *et al.*, 2020; Zhu *et al.*, 2020]. Besides, some researchers believe that the heterogeneity of edges in KGs should be considered when aggregate the neighborhood features, because KGs are heterogeneous graphs. They propose or apply some heterogeneous graph embedding methods to learn better representations for entities [Zhu *et al.*, 2019; Cai *et al.*, 2022]. All aforementioned works only consider the similarity of direct neighborhoods between aligned entities. However, aligned entities have some similarity in their indirect neighborhoods. Hence, we attempt to obtain the similarity between aligned entities in the relation structures and multi-hop path structures of KGs simultaneously in the paper.

Heterogeneous GNNs. Recently, many works have tried to extend GNNs to the modeling of heterogeneous graphs. RGCNs [Schlichtkrull *et al.*, 2018] and RGATs [Busbridge *et al.*, 2019] model heterogeneous graphs by using a weight matrix for each relation. HAN [Wang *et al.*, 2019] proposes a hierarchical attention mechanism to learn the weights of nodes and meta-paths from node-level and semantic-level attention,

respectively. HetGNN [Zhang *et al.*, 2019a] adopts different Recurrent Neural Networks (RNNs) for different types of nodes to integrate multi-modal features. However, due to the large number of relations in KGs, the training complexity is high when applying them to model KGs. More recently, HGT [Hu *et al.*, 2020] and RHGT [Mei *et al.*, 2022] try to model the heterogeneity by heterogeneous graph transformers. But they are not designed to capture neighborhood similarity, so it is difficult to directly apply to EA tasks. Therefore, an improved heterogeneous graph transformer is designed to consider the heterogeneity of KGs, thereby obtaining high-quality entity embeddings for EA tasks.

3 Proposed Framework

3.1 Problem Definition

To increase the neighborhood semantics of entities, we introduce a meta path-based similarity framework for EA. The classic meta-path paradigm is defined as a sequence of relations between objects, so we define the new compound relation between two entities as a relation path in this paper. For example, suppose (e_h^1, e_k^2) is an aligned entity, where superscripts denote different KGs. There is a path relation (r_f^1, r_g^1) near e_h^1 , because the following relation exists:

$e_h^1 \xrightarrow{r_f^1} e_i^1 \xrightarrow{r_g^1} e_t^1$, but there may not be a similar path near e_k^2 . Therefore, not all paths in the neighborhood of entities are reliable for EA learning. In other words, we should only keep partially reliable paths to learn the neighborhood similarity of aligned entities.

Definition 1 (Reliable Path Set). In this paper, we use $P = \{p_1, \dots, p_i, \dots, p_N\}$ represents reliable path set, where each $p_i = (r_f, r_g)$ is effective for EA learning. ‘‘Reliable path’’ here refer to path that facilitate EA learning, rather than the meaningful path. We believe the paths that frequently occur in the neighborhoods of pre-aligned entities can be considered reliable. In this paper, we only consider paths based on two-hop relations, and the study of a wider range of path structures will be left to future work.

Definition 2 (KG with Reliable Path Set). We define KG as $G = (E, R, T_{rel}, P, T_{path})$, where E is entity set, R is relation set, $T_{rel} \subseteq E \times R \times E$ is relation triple set, P is reliable path set, and $T_{path} = \{\langle e_h, p_k, e_t \rangle | p_k = (r_f, r_g) \in P, \langle e_h, r_f, e_a \rangle \in T_{rel}, \langle e_a, r_g, e_t \rangle \in T_{rel}\}$ is path triple set.

Definition 3 (Entity Alignment). $G^1 = (E^1, R^1, T_{rel}^1, P^1, T_{path}^1)$ and $G^2 = (E^2, R^2, T_{rel}^2, P^2, T_{path}^2)$ are two KGs to be aligned. $\mathcal{AS} = \{(e_i^1, e_j^2) | e_i^1 \in E^1, e_j^2 \in E^2, e_i^1 \equiv e_j^2\}$ be the pre-aligned entity set, where \equiv refers to the same real-world object. Entity Alignment tasks aim to find the remaining aligned entities between two KGs.

Formally, we use bold letter for embedding vector. For example, \mathbf{E}^1 represents the embedding matrix of entities in G^1 , and \mathbf{e}_i^1 represents the i -th row of \mathbf{E}^1 . In addition, the entity name is the most common text used to identify a entity, which can be used to effectively capture the semantic similarity of aligned entities. Therefore, we apply pre-trained word embeddings to generate initial representations of entities, \mathbf{E}^n , and use them as the input of our framework.

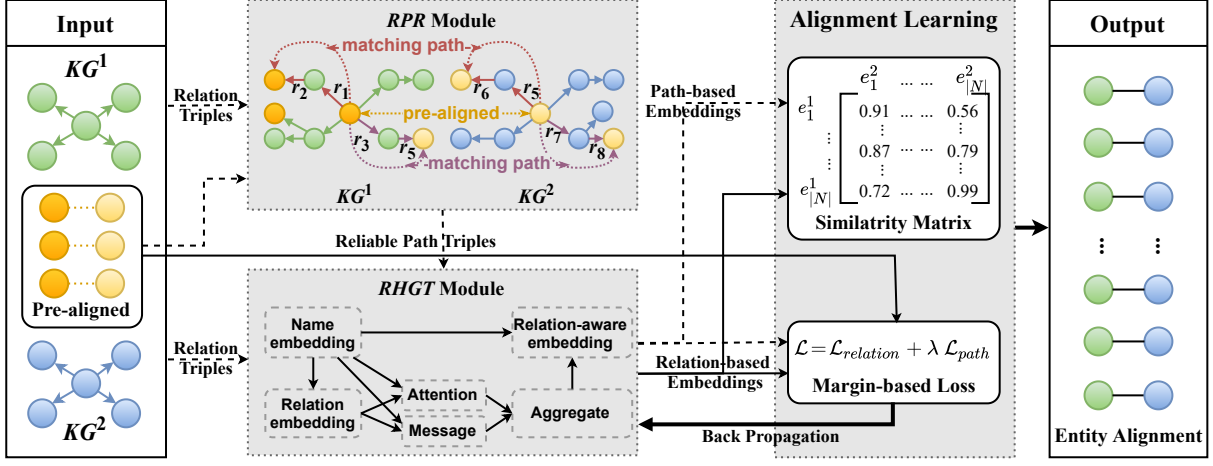


Figure 1: The overall architecture of *RPR-RHGT*.

3.2 Overview Framework of *RPR-RHGT*

In this section, we introduce our proposed framework *RPR-RHGT*, a novel robust EA framework based on a reliable path reasoning algorithm and a relation-aware heterogeneous graph transformer. Specifically, *RPR-RHGT* is mainly composed of three modules, as shown in Figure 1: (1) **Reliable Path Reasoning (RPR)**. A reliable path reasoning algorithm is developed to infer the reliable relation paths and form path structures of two KGs. (2) **Relation-Aware Heterogeneous Graph Transformer (RHGT)**. We design the *RHGT* to capture the features of specific patterns of relations and paths with fewer parameters, which contain the heterogeneous neighborhood features of aligned entities in relation and path structures. (3) **Alignment Learning**. This module computes the loss function and similarity matrices of path-based and relation-based entity embeddings, and evaluates the probabilities of EA.

3.3 Reliable Path Reasoning (RPR)

As discussed in Section 1, not all relation paths are reliable for EA learning. It is known that each KG is constructed according to relatively stable data sources and construction rules. Our key insight is the path with a high number of matches between the neighborhoods of pre-aligned entities (small range) can be regarded as reliable, which can be used to match judgments of other entities (large range). We first establish the path neighborhood matching between each pre-aligned pair (see Figure 2(a)), derive the matching paths (see Figure 2(b)), finally select those paths with high numbers of matches to form a reliable path set P .

Specifically, for a given pair $(e_a^1, e_a^2) \in \mathcal{AS}$, the similarity matrix S denotes the similarities between path neighborhoods $PN(e_a^1)$ and $PN(e_a^2)$, where $PN(\cdot)$ indicates path neighborhood of an entity. Firstly, the entities with maximum similarities in each row of S are selected as the matching neighbors. As shown in Figure 2(a), the matching result of e_1^1 (one neighbor of e_a^1) is e_{n-1}^2 , because their similarity is the largest in first row. However, there may be multiple neighbors of e_a^1 that match the same neighbor of e_a^2 , such as e_1^1 and

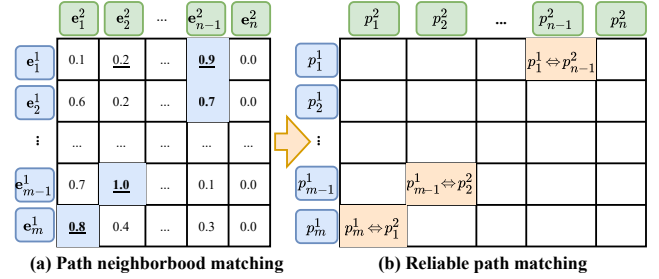


Figure 2: Illustration of the path neighborhood matching between the pre-aligned pair $(e_a^1, e_a^2) \in \mathcal{AS}$.

e_1^2 match with e_{n-1}^2 simultaneously. Therefore, the neighbor matching requires some one-to-one constraints: 1) the similarity of matching neighbor must reach a certain threshold: $MN(S) = \{e_{s_k}^2 | s_k^{max} > \tau^{sim}\}$; 2) sort the similarity values that satisfy the threshold from high to low, and then perform one-to-one matching: $Match_{1:1}(MN(S)) = [(e_1^1, e_i^2), (e_2^1, e_j^2), \dots]$. So as a result, e_1^1 is chosen to match e_{n-1}^2 , because $0.9 > 0.7$. Obviously, only some neighbors of e_a^1 may end up finding matching neighbors.

Secondly, for each $(e_i^1, e_j^2) \in Match_{1:1}(MN(S))$, we can deduce the path matching pair (p_k^1, p_t^2) according to the following reasoning relationship, as shown in Figure 2(b):

$$e_i^1 \leftrightarrow e_j^2 \Rightarrow (e_a^1, p_k^1, e_i^1) \leftrightarrow (e_a^2, p_t^2, e_j^2) \Rightarrow p_k^1 \leftrightarrow p_t^2, \quad (1)$$

where \leftrightarrow indicates the matching relationship; (e_a^1, p_k^1, e_i^1) and (e_a^2, p_t^2, e_j^2) are the path triples.

The last step is to count the matching number of each matching path, $counter(p_k^1 \leftrightarrow p_t^2)$, and select those paths with high numbers of matches to form reliable path set P :

$$P = \{(p_k^1, p_t^2) | counter(p_k^1 \leftrightarrow p_t^2) > \tau^{path}\}, \quad (2)$$

where τ^{path} is set according to the specific dataset. Algorithm 1 gives the procedure of our *RPR* algorithm.

Algorithm 1 Procedure of RPR Algorithm.

Input: (1) $G = (E, R, T_{rel})$; (2) pre-aligned entities \mathcal{AS} ; (3) entity name embeddings \mathbf{E}^n .

Output: reliable path set P , path triple set T_{path} .

- 1: Set $P_{all} \leftarrow \emptyset$;
 - 2: **for** $(e_a^1, e_a^2) \in \mathcal{AS}$ **do**
 - 3: Compute matching neighbors of path structures $Match_{1:1}(MN(S))$ between $PN(e_a^1)$ and $PN(e_a^2)$;
 - 4: **for** $(e_i^1, e_j^2) \in Match_{1:1}(MN(S))$ **do**
 - 5: Deduce the path matching pair (p_k^1, p_t^2) using Eq.(1);
 - 6: $P_{all} \leftarrow P_{all} \cup (p_k^1, p_t^2)$;
 - 7: **end for**
 - 8: **end for**
 - 9: Generate the reliable path set P using Eq. (2);
 - 10: Generate the path triple set T_{path} using **Definition 2**;
 - 11: **Return** P and T_{path} ;
-

3.4 Relation-Aware Heterogeneous Graph Transformer (RHGT)

The process of Graph Transformer [Yun *et al.*, 2019] aggregating all neighborhood features of node h can be briefly expressed as:

$$\mathbf{e}_h^{(l)} \leftarrow \underset{\forall t \in N(h)}{\text{Aggregate}} (\text{Attention}(h, t) \cdot \text{Message}(h, t)), \quad (3)$$

where **Attention** is to estimate the importance of each neighborhood node; **Message** is to extract the feature of each neighborhood node; and **Aggregate** aggregates the neighborhood message through attention weights.

As shown in Eq.(3), Graph Transformer does not consider the edge features. Inspired by [Hu *et al.*, 2020], we design a relation-aware heterogeneous graph transformer (RHGT), which enables our model to distinguish the heterogeneity features of relations and paths, to better obtain the neighborhood similarity of aligned entities. Let $\mathbf{E}^{(l)}$ denote the output of (l) -th layer of RHGT, which is also the input of the $(l+1)$ -th layer. Initially, $\mathbf{E}^{(0)} = \mathbf{E}^n$. When the input of RHGT is the relation triples, the output is relation-based embeddings, and when the input is the path triples, the output is path-based embeddings. As shown in Figure 3, RHGT is mainly composed of four layers.

(a) Relation Embedding. Considering that the head entities and tail entities associated with aligned relations or aligned paths have certain similarities, we generate relation features by aggregating the features of associated entities. Specifically, the embedding of r is approximated by averaging the embeddings of its associated head entities H_r and associated tail entities T_r as:

$$R^l(r) = \sigma \left[\frac{\sum_{e_i \in H_r} \mathbf{b}_h \mathbf{e}_i^{(l-1)}}{|H_r|} \parallel \frac{\sum_{e_j \in T_r} \mathbf{b}_t \mathbf{e}_j^{(l-1)}}{|T_r|} \right], \quad (4)$$

where $|\cdot|$ indicates the size of collection; $\mathbf{b}_h, \mathbf{b}_t$ are the attention vectors; \parallel denotes concatenation and σ is ReLU function.

(b) Heterogeneous Attention. Inspired by the architecture design of Transformer [Hu *et al.*, 2020], we map the entity h into a key vector $K^i(h)$ and its neighborhood entity t into a query vector $Q^i(t)$. The key difference from other methods is that instead of directly using the dot product of key and query

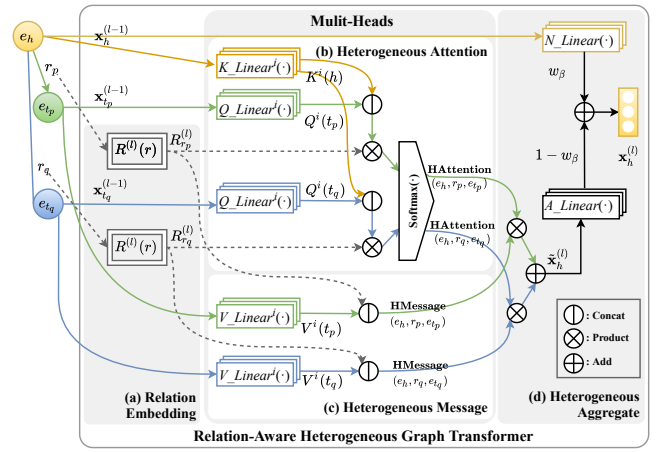


Figure 3: The overall architecture of RHGT.

vector as attention, we use the dot product between their concatenated result and $R^l(r)$. $R^l(r)$ comes from the feature aggregation of the associated head and tail entities (see Eq.(4)), so it will not deviate too far from the embeddings of its associated entities. Moreover, $R^l(r)$ denotes heterogeneous features of edges, so neighbors associated with different edges contribute differently to the entity h . Specifically, we compute the multi-head attention for each neighborhood relation (h, r, t) , as follows:

$$\begin{aligned} \text{HAttention}(h, r, t) &= \parallel \underset{i \in [1, h_n] \forall (r, t) \in RN(h)}{\text{Softmax}} (\text{HATT}_{head^i}(h, r, t)), \\ \text{HATT}_{head^i}(h, r, t) &= \mathbf{a}^T ([K^i(h) \parallel Q^i(t)] R^l(r)) / \sqrt{d/h_n}, \end{aligned} \quad (5)$$

where $K^i(h) = K_Linear^i(\mathbf{e}_h^{(l-1)})$; $Q^i(t) = Q_Linear^i(\mathbf{e}_t^{(l-1)})$; $RN(h)$ denotes the neighborhood of entity h ; $\mathbf{a} \in \mathbb{R}^{d/h_n \times 1}$ is the attention parameter; h_n is the number of attention heads and d/h_n is the vector dimension per head. Note that the Softmax process is to make the sum of attention vectors of all neighborhood entities equal to 1.

(c) Heterogeneous Message. Similarly, we hope to incorporate relations into the message passing process to distinguish the differences of different types of edges. For any $(h, r, t) \in T$, its multi-head message is computed as follows:

$$\begin{aligned} \text{HMessage}(h, r, t) &= \parallel \underset{i \in [1, h_n]}{\text{HMSG}_{Head^i}}(h, r, t), \\ \text{HMSG}_{Head^i}(h, r, t) &= [V_Linear^i(\mathbf{e}_t^{(l-1)}) \parallel R^l(r)]. \end{aligned} \quad (6)$$

To get the i -th head message $\text{HMSG}_{Head^i}(h, r, t)$, we first apply a linear projection V_Linear^i to project the features of tail entity t , and then concatenate the features of t and relation r . The final heterogeneous message can be obtained by concatenating all h_n message headers.

(d) Heterogeneous Aggregate. The final step is to aggregate heterogeneous multi-head attentions and messages of entities (see Figure 3 (c)), thereby aggregating the information from neighbors with different feature to entity h . The update vector $\tilde{\mathbf{e}}_h^{(l)}$ of h can be obtained simply by averaging the

corresponding messages from neighborhood entities with the attention coefficients as weights:

$$\tilde{\mathbf{e}}_h^{(l)} = \bigoplus_{\forall (r,t) \in \mathcal{RN}(h)} \mathbf{HAttention}(h,r,t) \cdot \mathbf{HMessage}(h,r,t), \quad (7)$$

where \bigoplus denotes the overlay operation. To incorporate the name features and the features obtained by the multilayer neural network, the residual connection [He *et al.*, 2016] is used to generate the final updated embeddings as following:

$$\mathbf{e}_h^{(l)} = w_\beta A_Linear(\tilde{\mathbf{e}}_h^{(l)}) + (1 - w_\beta) N_Linear(\mathbf{e}_h^{(l-1)}), \quad (8)$$

where w_β is trainable weights, $A_Linear(\cdot)$, $N_Linear(\cdot)$ are linear projections. Finally, we can generate relation-based embeddings \mathbf{E}_{rel} and path-based embeddings \mathbf{E}_{path} based on entire relation structure T_{rel} and path structure T_{path} respectively, and use them for end-to-end EA tasks.

3.5 Alignment Learning

After obtaining the final entity representations, we use Manhattan distance to measure the similarity of candidate entity pair. A smaller distance means a higher probability of entity alignment. The following function is used to compute the similarity of candidate entity pair based on \mathbf{E}_{rel} and \mathbf{E}_{path} :

$$d_f(e_i^1, e_j^1) = \|\mathbf{e}_{f,i}^1 - \mathbf{e}_{f,j}^1\|_{L_1}, \quad (9)$$

where $f = \{rel, path\}$; L_1 indicates the Manhattan distance.

To capture various aspects of the entities, previous methods usually concatenate the multi-source embeddings of entities and directly use them for the loss function [Yang *et al.*, 2019]. However, we argue that the contribution of relation-based and path-based embeddings to EA should be different, since these two structures of a entity may be quite diverse. Therefore, instead of directly using concatenated embeddings, we assign different weights to the loss functions of the two embeddings, thereby distinguishing their different contributions during training. In view of this, the following margin-based ranking loss function is used in model training, the goal of which is to keep the embedding distance of positive pair as small as possible and the embedding distance of negative pair as large as possible:

$$\begin{aligned} \mathcal{L} = & \sum_{(p,q) \in \mathbb{L}, (p',q') \in \mathbb{L}'_{rel}} [d_{rel}(p,q) - d_{rel}(p',q') + \gamma_1]_+ \\ & + \theta \left(\sum_{(p,q) \in \mathbb{L}, (p',q') \in \mathbb{L}'_{path}} [d_{path}(p,q) - d_{path}(p',q') + \gamma_2]_+ \right), \end{aligned} \quad (10)$$

where $[\cdot]_+ = \max\{0, \cdot\}$; \mathbb{L}'_{rel} and \mathbb{L}'_{path} represent the negative pair of relation-based and path-based embeddings, respectively; $\gamma_1, \gamma_2 > 0$ are the margin hyper-parameters for separating positive and negative pairs, respectively.

4 Experiments

In this section, we evaluate the performance of *RPR-RHGT* on three widely used benchmark datasets. The code is now available at <https://github.com/cwswork/RPR-RHGT>.

Datasets	KGs	Entities	Relations	Rel.Triples	Paths	Path.Triples
JA-EN(DBP)	Japanese	65,744	2,043	164,373	139	283,311
	English	95,680	2,096	233,319		266,759
	French	66,858	1,379	192,191		559,984
FR-EN(DBP)	English	105,889	2,209	278,590	172	505,443
	Chinese	66,469	2,830	153,929		166,991
	English	98,125	2,317	237,674		436,418
EN-DE(V1)	English	15,000	215	47,676	13	12,393
	German	15,000	131	50,419		18,153
EN-DE(V2)	English	15,000	169	84,867	38	58,517
	German	15,000	96	92,632		77,243
EN-FR(V1)	English	15,000	267	47,334	46	51,349
	French	15,000	210	40,864		50,504
EN-FR(V2)	English	15,000	193	96,318	80	379,112
	French	15,000	166	80,112		294,751
DBP-WD	DBpedia	100,000	330	463,294	460	1,834,831
	Wikidata	100,000	220	448,774		2,709,929
DBP-YG	DBpedia	100,000	302	428,952	115	1,148,939
	YAGO3	100,000	21	502,563		2,893,006

Table 1: Statistics of datasets.

4.1 Experiment Settings

Datasets. Three experimental datasets contain two cross-lingual datasets and one mono-lingual dataset: *DBP-15K* [Sun *et al.*, 2017] consists of three cross-lingual subsets from multi-lingual DBpedia, and is also the most used dataset in the literature. *WK31-15K* [Sun *et al.*, 2020b] is constructed to evaluate the performance of models on sparse and dense datasets, where each subset contains two versions: V1 is sparse set obtained by using IDS algorithm, and V2 is twice as dense as V1. *DWY-100K* [Sun *et al.*, 2018] contains two mono-lingual KGs, which serve as large-scale datasets to better evaluate the scalability of experimental models.

Table 1 outlines the statistics of above datasets, which contains not only the numbers of entities, relations and relation triples as other works, but also the numbers of paths and path triples generated by Algorithm 1, to demonstrate the effect of the *RPR* module. As the five-fold cross-validation setting as [Sun *et al.*, 2020b] is used on *WK31-15K* and *DBP-15K*, the "Paths" and "Path.Triples" of these two datasets are the average statistics of five training sets.

Metrics. By convention, we report two standard evaluation metrics: Hits@ k is the proportion of correctly alignment ranked at the top- k candidates; MRR (Mean Meciprocal Rank) is the average of the reciprocal ranks. Higher Hits@ k and MRR scores indicate better performance of EA.

Baselines. For *DBP-15K* and *WK31-15K*, we compare *RPR-RHGT* with nine previous state-of-the-art alignment models (mentioned in Section 2). Since only a few models are evaluated on large-scale datasets, we compare *RPR-RHGT* with other four models on *DWY-100K*.

Implementation Settings. For *DBP-15K* and *WK31-15K*, the proportion of train, validation and test is 2:1:7, the same as [Sun *et al.*, 2020b]. For *DWY-100K*, we adopt the same train (30%) / test (70%) split as all comparison models. The pre-trained word embeddings, *fastText*¹ is used to generate entity name embeddings, which are uniformly applied to the recurrence of baselines, including RDGCN, NMN, RAGA, MultiKE and COTSAE. The embedding dimensions of 15K and 100K datasets are 300 (i.e., $d = 300$) and 200, respectively. For all datasets, we use the same weight hyper-parameters: $\tau^{sim} = 0.5$, $\tau^{path} = 20$, $h_n = 4$, $\gamma_1 = \gamma_2 = 10$, $\theta = 0.3$.

¹<https://fasttext.cc/docs/en/crawl-vectors.html>

Datasets Models	JA-EN(DBP)			FR-EN(DBP)			ZH-EN(DBP)			EN-DE(V1)			EN-DE(V2)			EN-FR(V1)			EN-FR(V2)		
	Hits@1	Hits@5	MRR	Hits@1	Hits@5	MRR	Hits@1	Hits@5	MRR	Hits@1	Hits@5	MRR	Hits@1	Hits@5	MRR	Hits@1	Hits@5	MRR	Hits@1	Hits@5	MRR
MTransE [Chen et al., 2017]	20.41	40.52	.303	19.74	40.37	.297	20.89	42.09	.311	30.7*	51.8*	.407*	19.3*	35.2*	.274*	24.7*	46.7*	.351*	24.0*	43.6*	.336*
IPTransE [Zhu et al., 2017]	27.92	52.70	.396	31.22	57.42	.434	17.34	37.05	.268	35.0*	51.5*	.430*	47.6*	67.8*	.571*	16.9*	32.0*	.243*	23.6*	44.9*	.339*
JAPE [Sun et al., 2017]	23.86	44.50	.340	22.98	45.22	.336	26.46	50.30	.378	28.8*	51.2*	.394*	16.7*	32.9*	.250*	26.2*	49.7*	.372*	29.2*	52.4*	.402*
BootEA [Sun et al., 2018]	52.71	71.89	.616	57.61	77.27	.666	55.45	73.72	.639	67.5*	82.0*	.740*	83.3*	91.2*	.869*	50.7*	71.8*	.603*	66.0*	85.0*	.745*
AttrE [Trisedya et al., 2019]	35.96	60.31	.475	40.21	66.09	.522	16.02	33.29	.250	51.7*	68.7*	.597*	65.0*	81.6*	.726*	48.1*	67.1*	.569*	53.5*	74.6*	.631*
RDGCN [Wu et al., 2019]	81.22	87.98	.844	80.88	88.08	.842	62.11	73.88	.676	81.98	87.65	.846	81.61	86.98	.841	80.53	87.66	.837	87.12	92.88	.898
NMN [Wu et al., 2020]	<u>84.29</u>	<u>90.47</u>	<u>.870</u>	83.46	90.10	.864	65.16	76.64	.702	85.57	90.45	.877	85.18	89.57	.871	85.12	90.74	.876	89.29	94.28	.915
RAGA [Zhu et al., 2021]	79.29	89.12	.838	85.27	93.17	.889	68.72	82.55	.750	<u>87.90</u>	<u>94.28</u>	<u>.908</u>	81.34	89.15	.849	82.71	91.55	.867	88.95	95.36	.919
EVA [Liu et al., 2021]	59.48	81.22	.691	59.49	81.59	.692	60.78	81.39	.699	-	-	-	-	-	-	-	-	-	-	-	-
<i>o/w.RPR</i>	87.43	94.30	.905	87.69	95.13	.910	66.85	81.60	.736	90.26	95.58	.927	92.08	96.39	.940	88.31	95.07	.913	93.60	97.57	.954
<i>RPR-RHGT</i>	88.64	94.30	.912	88.92	95.59	.919	69.30	82.66	.754	92.18	96.32	.940	93.80	97.20	.953	90.92	95.54	.930	94.95	98.00	.963
<i>Improv. best</i>	4.35	3.83	.042	3.65	2.42	.030	0.58	0.11	.004	4.28	2.04	.032	8.62	7.63	.082	5.80	3.93	.054	5.66	2.64	.044

Table 2: Comparative results of *RPR-RHGT* against nine baselines on *DBP-15K* and *WK31-15K*. “***” marks the results obtained from OpenEA [Sun et al., 2020b]. Other results of baselines are produced using their source code.

4.2 Main Results

Tables 2 and 3 report the performances of different models on cross-lingual datasets and mono-lingual datasets, respectively. All presentations are the best alignment results in both directions. The Hits@ k is in percentage (%), while number in **bold** denotes the best results of our model and the underline one denotes the best result of baselines.

Results on *DBP-15K*. From observing Table 2, the Hits@1 of *RPR-RHGT* on *DBP-15K* is higher than the best baselines by 4.35%~0.58%, which indicates that our method performs best on all *DBP-15K*. It is noteworthy that the performance of RAGA on *ZH-EN(DBP)* is almost on par with *RPR-RHGT*. We believe one of the reasons is that there are more mismatched paths in *ZH-EN(DBP)*. As shown in Table 1, *ZH-EN(DBP)* has more relations than other datasets, but no more reliable paths obtained by *RPR* algorithm. Besides, NMN is one of the best performing baselines and effectively captures the cross-graph information and relation information of KG, while *RPR-RHGT* still achieves good performance, especially exceeding NMN by up to 4.14%~5.46% on Hits@1. Therefore, although the gap between *RPR-RHGT* and RAGA is smaller, *RPR-RHGT* has an advantage on *DBP-15K*.

Results on *WK31-15K*. We fail to obtain the results of EVA on *WK31-15K*, since EVA only provides the image data of *DBP-15K*. As shown in the second part of Table 2, *RPR-RHGT* still achieves the best performance on this dataset, exceeding by 4.28%~8.62% on Hits@1. By reducing the numbers of relations and triples, *WK31-15K* challenges the ability of EA models to model sparse KGs. *RPR-RHGT* achieves significant improvements over the baselines on both sparse KGs and dense KGs. Besides, it is noteworthy that the improvements of our method on Hits@1 are much higher than the improvements on Hits@5, indicating that *RPR-RHGT* can more accurately identify true entity among the top-5 indistinguishable alignment candidates. This experiment shows *RPR-RHGT* can compensate the neighborhood sparsity problem of some entities to a certain extent.

Results on *DWY-100K*. As the largest dataset, *DWY-100K* raises challenges to the time and space complexity of EA models. Both DBpedia and YAGO are derived from Wikipedia, resulting in 77.60% of equivalent entities with the exact same name. To be fair, the baselines we select all use name embeddings, especially MultiKE and COTSAE also consider the attribute structures of KGs. As show in Table 3, although *RPR-RHGT* does not rely on attribute structures,

Datasets Models	DBP-WD			DBP-YG		
	Hits@1	Hits@10	MRR	Hits@1	Hits@10	MRR
MultiKE [Zhang et al., 2019b]	91.86	96.26	.935	88.03	95.32	.906
RDGCN [Wu et al., 2019]	97.90	99.10	-	94.70	97.30	-
NMN [Wu et al., 2020]	98.10	99.20	-	96.00	98.20	-
COTSAE [Yang et al., 2020]	92.68	97.86	<u>.945</u>	94.39	98.74	<u>.961</u>
<i>o/w.RPR</i>	99.11	99.84	.994	96.30	98.78	.972
<i>RPR-RHGT</i>	99.26	99.86	.995	96.58	98.86	.974
<i>Improv. best</i>	1.16	0.66	.050	0.58	0.12	.013

Table 3: Overall performance of all models on *DWY-100K*. All baseline performances are taken from their papers.

it still outperforms all baselines on *DWY-100K*. Since *DWY-100K* is several times larger than other datasets, this experiment demonstrates that our model has good scalability and superiority in larger real-world and monolingual KGs.

In summary, the results of Tables 2 and 3 demonstrate that our *RPR-RHGT* improves state-of-the-art performance on both cross-lingual and mono-lingual EA tasks to a significantly new level.

4.3 Ablation Experiments

To demonstrate the effectiveness of each design of *RPR-RHGT*, we perform ablation studies in this part, which confirm the assumption that relation and path structure information of KGs can mutually reinforce each other for better performance. *o/w.RPR* is the *RPR-RHGT* without *RPR* module, and its experimental results are shown at the bottom of Tables 2 and 3. From the experimental results, we can observe that the performance of *o/w.RPR* is better than all baseline models on all datasets, except for *ZH-EN(DBP)*, which confirms the effectiveness of our designed *RHGT*. Besides, *RPR-RHGT* achieves better performance than *o/w.RPR* across all metrics and datasets. Especially on *15K* datasets, *RPR-RHGT* outperforms the variant by 1.21%~2.61% in Hits@1. The experiment demonstrates that *RPR* algorithm can indeed capture rich and subtle path information for EA tasks. Above all, it confirms the assumption that the relation and path structure information of KGs can mutually reinforce each other for better performance.

4.4 Further Analysis

Sensitivity to Ratios of Pre-Aligned Entities. To explore the impact of pre-aligned entities on EA model training, we implement a further evaluation based on different ratios of training set. We take *EN-DE(V1)* and *EN-DE(V2)* as examples, and vary the ratio from 5% to 30%, while the valida-

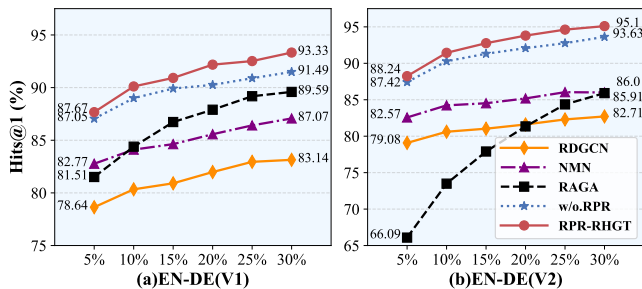


Figure 4: Performances with different ratios of pre-aligned entities.

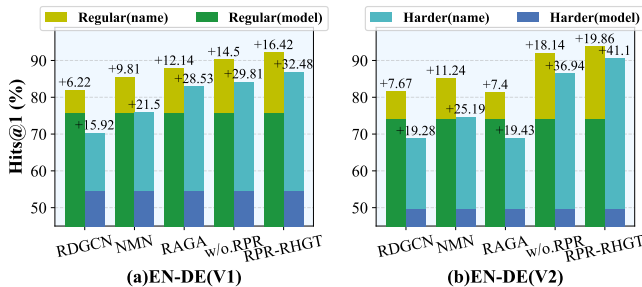


Figure 5: Hits@1 performances under regular and harder settings.

tion dataset remains at 10%. RDGCN, NMN and RAGA are chosen as comparison models, all of which use name embeddings and perform best among baselines. As shown in Figure 4, our two models maintain consistent performance, significantly outperforming the baselines on training sets for all scales. This indicates that *RPR-RHGT* can achieve satisfactory results based on fewer pre-aligned entities.

Analysis on Harder Datasets. For a more objective evaluation of EA models, we take *EN-DE(V1)* and *EN-DE(V2)* as examples (called regular datasets), to construct two experimental datasets with relatively low similarities of entity names (called harder datasets). Specifically, we first compute the name embedding similarities of aligned entity pairs and rank them (low to high), then pick the highest-ranked 50% as the harder datasets, which are divided in the same way as above. To compare the effects of name embeddings on the performances of regular and harder datasets, we also compute the alignment accuracy of entity embeddings based only on their name embeddings without training, i.e., *Regular(name)* and *Harder(name)*.

As shown in Figure 5, the performances of all models based on name embeddings drop on harder datasets. However, comparing the performance on regular datasets, the performance of all models on harder dataset shows a more significant improvement over the performance of name embeddings. In particular, *RPR-RHGT* achieves up to 32.48% and 41.1% improvement over the name embeddings in Hits@1 on two harder datasets. This result demonstrates the robustness of *RPR-RHGT*, which can still promote effective EA on the datasets with less similar entity names.

Analysis on Training Time and Alignment Time. To evaluate the training and alignment efficiency of *RPR-RHGT*,

Model	o/w.RPR		RPR-RHGT		RAGA	NMN
Take time(s)	CPU	GPU	CPU	GPU	CPU	CPU
Train of each epoch	10.27	0.27	15.48	0.40	8.71	29.74
Alignment of test set	2.56	1.92	3.49	2.04	33.89	101.49

Table 4: Comparison of training time and alignment time.

we compare the training time and alignment time of the following four models on *EN-DE(V1)*. The test-time results on a workstation with CPU (EPYC 3975WX +256G RAM) and GPU (RTX A4000 with 16G) are shown in Table 4. The results show that there is varies greatly between the different methods, and the time complexity of *RPR-RHGT* is competitive, although its training time is not optimal. Overall, our model balances well between effectiveness and efficiency.

5 Conclusions

Traditional GNNs either do not consider the heterogeneous information of KGs, or cannot effectively extract heterogeneous information that is effective for EA tasks. This work proposes a new EA framework (*RPR-RHGT*), which focuses on mining the reliable path information and heterogeneous information to study how to better utilize KGs' own relation structures to improve the alignment accuracy. The main contribution is to develop a *RPR* algorithm, which infers reliable paths from relation structures and only needs to be executed once. This algorithm is the first in the literature to successfully use unrestricted path information. Furthermore, we improve a model for modeling the heterogeneity of relation and path structures, *RHGT*, to better capture the heterogeneous neighborhood similarity of aligned entities. Experimental results show *RPR-RHGT* not only outperforms state-of-the-art models, but also achieves better performance in multiple ablation studies and analysis experiments. In the future, we will continue to explore better ways to mine the heterogeneous information and path information of KGs for EA tasks.

Acknowledgments

The works described in this paper are supported by The National Natural Science Foundation of China under Grant Nos. 61772210 and U1911201; Guangdong Province Universities Pearl River Scholar Funded Scheme (2018); The Project of Science and Technology in Guangzhou in China under Grant No. 202007040006.

References

- [Bordes *et al.*, 2013] Antoine Bordes, Nicolas Usunier, Alberto García-Durán, Jason Weston, and Oksana Yakhnenko. Translating Embeddings for Modeling Multi-relational Data. In *Proceedings of NeurIPS*, 2013.
- [Busbridge *et al.*, 2019] Dan Busbridge, Dane Sherburn, Pietro Cavallo, and Nils Y. Hammerla. Relational Graph Attention Networks. In *Proceedings of ICLR*, 2019.
- [Cai *et al.*, 2022] Weishan Cai, Yizhao Wang, Shun Mao, Jieyu Zhan, and Yuncheng Jiang. Multi-heterogeneous Neighborhood-aware for Knowledge Graphs Alignment. *Information Processing & Management*, (1), 2022.

- [Chen *et al.*, 2017] Muhao Chen, Yingtao Tian, Mohan Yang, and Carlo Zaniolo. Multilingual Knowledge Graph Embeddings for Cross-lingual Knowledge Alignment. In *Proceedings of IJCAI*, 2017.
- [Chen *et al.*, 2018] Muhao Chen, Yingtao Tian, Kai-Wei Chang, Steven Skiena, and Carlo Zaniolo. Co-training Embeddings of Knowledge Graphs and Entity Descriptions for Cross-lingual Entity Alignment. In *Proceedings of IJCAI*, 2018.
- [He *et al.*, 2016] Kaiming He, Xiangyu Zhang, Shaoqing Ren, and Jian Sun. Deep Residual Learning for Image Recognition. In *Proceedings of CVPR*, 2016.
- [Hu *et al.*, 2020] Ziniu Hu, Yuxiao Dong, Kuansan Wang, and Yizhou Sun. Heterogeneous Graph Transformer. In *Proceedings of WWW*, 2020.
- [Li *et al.*, 2019] Yujia Li, Chenjie Gu, Thomas Dullien, Oriol Vinyals, and Pushmeet Kohli. Graph Matching Networks for Learning the Similarity of Graph Structured Objects. In *Proceedings of ICML*, 2019.
- [Liu *et al.*, 2020] Zhiyuan Liu, Yixin Cao, Liangming Pan, Juanzi Li, Zhiyuan Liu, and Tat-Seng Chua. Exploring and Evaluating Attributes, Values, and Structures for Entity Alignment. In *Proceedings of EMNLP*, 2020.
- [Liu *et al.*, 2021] Fangyu Liu, Muhao Chen, Dan Roth, and Nigel Collier. Visual Pivoting for (Unsupervised) Entity Alignment. In *Proceedings of AAAI*, 2021.
- [Mei *et al.*, 2022] Xin Mei, Xiaoyan Cai, Libin Yang, and Nanxin Wang. Relation-aware Heterogeneous Graph Transformer based drug repurposing. *Expert Systems with Applications*, 2022.
- [Schlichtkrull *et al.*, 2018] Michael Schlichtkrull, Thomas N Kipf, Peter Bloem, Rianne Van Den Berg, Ivan Titov, and Max Welling. Modeling relational data with graph convolutional networks. In *Proceedings of ESWC*, 2018.
- [Sun *et al.*, 2017] Zequn Sun, Wei Hu, and Chengkai Li. Cross-Lingual Entity Alignment via Joint Attribute-Preserving Embedding. In *Proceedings of ISWC*, 2017.
- [Sun *et al.*, 2018] Zequn Sun, Wei Hu, Qingheng Zhang, and Yuzhong Qu. Bootstrapping Entity Alignment with Knowledge Graph Embedding. In *Proceedings of IJCAI*, 2018.
- [Sun *et al.*, 2020a] Zequn Sun, Chengming Wang, Wei Hu, Muhao Chen, Jian Dai, Wei Zhang, and Yuzhong Qu. Knowledge Graph Alignment Network with Gated Multi-Hop Neighborhood Aggregation. In *Proceedings of AAAI*, 2020.
- [Sun *et al.*, 2020b] Zequn Sun, Qingheng Zhang, Wei Hu, Chengming Wang, Muhao Chen, Farahnaz Akrami, and Chengkai Li. A Benchmarking Study of Embedding-based Entity Alignment for Knowledge Graphs. In *Proceedings of PVLDB*, 2020.
- [Trisedya *et al.*, 2019] Bayu Distiawan Trisedya, Jianzhong Qi, and Rui Zhang. Entity Alignment between Knowledge Graphs Using Attribute Embeddings. In *Proceedings of AAAI*, 2019.
- [Wang *et al.*, 2018] Zhichun Wang, Qingsong Lv, Xiaohan Lan, and Yu Zhang. Cross-lingual Knowledge Graph Alignment via Graph Convolutional Networks. In *Proceedings of EMNLP*, 2018.
- [Wang *et al.*, 2019] Xiao Wang, Houye Ji, Chuan Shi, Bai Wang, Yanfang Ye, Peng Cui, and Philip S Yu. Heterogeneous Graph Attention Network. In *Proceedings of WWW*, 2019.
- [Wu *et al.*, 2019] Yuting Wu, Xiao Liu, Yansong Feng, Zheng Wang, Rui Yan, and Dongyan Zhao. Relation-Aware Entity Alignment for Heterogeneous Knowledge Graphs. In *Proceedings of IJCAI*, 2019.
- [Wu *et al.*, 2020] Yuting Wu, Xiao Liu, Yansong Feng, Zheng Wang, and Dongyan Zhao. Neighborhood Matching Network for Entity Alignment. In *Proceedings of ACL*, 2020.
- [Xiang *et al.*, 2021] Yuejia Xiang, Ziheng Zhang, Jiaoyan Chen, Xi Chen, Zhenxi Lin, and Yefeng Zheng. OntoEA: Ontology-guided Entity Alignment via Joint Knowledge Graph Embedding. In *Proceedings of ACL*, 2021.
- [Yang *et al.*, 2019] Hsiu-Wei Yang, Yanyan Zou, Peng Shi, Wei Lu, Jimmy Lin, and Xu Sun. Aligning Cross-Lingual Entities with Multi-Aspect Information. In *Proceedings of EMNLP-IJCNLP*, 2019.
- [Yang *et al.*, 2020] Kai Yang, Shaoqin Liu, Junfeng Zhao, Yasha Wang, and Bing Xie. COTSAE: CO-Training of Structure and Attribute Embeddings for Entity Alignment. In *Proceedings of AAAI*, 2020.
- [Yun *et al.*, 2019] Seongjun Yun, Minbyul Jeong, Raehyun Kim, Jaewoo Kang, and Hyunwoo J Kim. Graph Transformer Networks. In *Proceedings of NeurIPS*, 2019.
- [Zhang *et al.*, 2019a] Chuxu Zhang, Dongjin Song, Chao Huang, Ananthram Swami, and Nitesh V. Chawla. Heterogeneous Graph Neural Network. In *Proceedings of SIGKDD*, 2019.
- [Zhang *et al.*, 2019b] Qingheng Zhang, Zequn Sun, Wei Hu, Muhao Chen, Lingbing Guo, and Yuzhong Qu. Multi-view Knowledge Graph Embedding for Entity Alignment. In *Proceedings of IJCAI*, 2019.
- [Zhu *et al.*, 2017] Hao Zhu, Ruobing Xie, Zhiyuan Liu, and Maosong Sun. Iterative Entity Alignment via Joint Knowledge Embeddings. In *Proceedings of IJCAI*, 2017.
- [Zhu *et al.*, 2019] Qiannan Zhu, Xiaofei Zhou, Jia Wu, Jianlong Tan, and Li Guo. Neighborhood-Aware Attentional Representation for Multilingual Knowledge Graphs. In *Proceedings of IJCAI*, 2019.
- [Zhu *et al.*, 2020] Qi Zhu, Hao Wei, Bunyamin Sisman, Da Zheng, Christos Faloutsos, Xin Luna Dong, and Jiawei Han. Collective Multi-type Entity Alignment Between Knowledge Graphs. In *Proceedings of WWW*, 2020.
- [Zhu *et al.*, 2021] Renbo Zhu, Meng Ma, and Ping Wang. RAGA: Relation-Aware Graph Attention Networks for Global Entity Alignment. In *Proceedings of PAKDD*, 2021.