

Literature Review to Collect Conceptual Variables of Scenario Methods for Establishing a Conceptual Scenario Framework

Young-Min Baek

ymbaek@se.kaist.ac.kr

Korea Advanced Institute of Science and Technology
(KAIST)

Daejeon, Republic of Korea

Donghwan Shin

donghwan.shin@uni.lu

University of Luxembourg
Esch-sur-Alzette, Luxembourg

Esther Cho

esthercho@se.kaist.ac.kr

Korea Advanced Institute of Science and Technology
(KAIST)

Daejeon, Republic of Korea

Doo-Hwan Bae

bae@se.kaist.ac.kr

Korea Advanced Institute of Science and Technology
(KAIST)

Daejeon, Republic of Korea

ABSTRACT

Over recent decades, scenarios and scenario-based software/system engineering have been actively employed as essential tools to handle intricate problems, validate requirements, and support stakeholders' communication. However, despite the widespread use of scenarios, there have been several challenges for engineers to more willingly utilize scenario-based engineering approaches (i.e., scenario methods) in their projects. First, the term scenario has numerous published definitions, thus lacking in a well-established shared understanding of scenarios and scenario methods. Second, the conceptual basis for engineers developing or employing scenarios is missing. To establish shared understanding and to find common denominators of scenario methods, this study leverages well-defined metamodeling and conceptualization that systematically investigate the concepts under analysis and define core entities and their relations. By conducting a semi-systematic literature review, conceptual variables are collected and conceptualized as a conceptual meta-model. As a result, this study introduces scenario variables (SVs) that represent constructs/semantics of scenario descriptions, according to 4 levels of constructs of a scenario method. To evaluate the comprehensibility and applicability of the defined variables, we analyze five existing scenario methods and their instances in automated driving system (ADS) domains. The results showed that our conceptual model and its constituent scenario variables adequately support the understanding of a scenario method and provide a means for comparative analysis between different scenario methods.

KEYWORDS

Scenario, Scenario Method, Scenario-based Software Engineering, Conceptual Framework, Scenario Variable, Conceptualization

ACM Reference Format:

Young-Min Baek, Esther Cho, Donghwan Shin, and Doo-Hwan Bae. 2022. Literature Review to Collect Conceptual Variables of Scenario Methods

Conference'17, July 2017, Washington, DC, USA

© 2022 Association for Computing Machinery.

This is the author's version of the work. It is posted here for your personal use. Not for redistribution. The definitive Version of Record was published in *Proceedings of ACM Conference (Conference'17)*, <https://doi.org/10.1145/nnnnnnnn.nnnnnnnn>.

for Establishing a Conceptual Scenario Framework. In *Proceedings of ACM Conference (Conference'17)*. ACM, New York, NY, USA, 22 pages. <https://doi.org/10.1145/nnnnnnnn.nnnnnnnn>

1 INTRODUCTION

Over recent decades, *scenarios* have been considered a familiar technique in software and systems engineering fields, as artifacts or tools/techniques. A scenario, which is originally derived from the Latin word *scena*, meaning “*scene*”, typically describes something that might happen or is expected to happen and deals with intricate problems and specifications during a development process [5, 10]. Scenarios also have become frequently-used means to capture and communicate specifications for better understanding among diverse stakeholders from different backgrounds [17]. Unlike conventional specifications that strictly describe a system, scenarios are able to provide more readable stories involving imaginable contexts and support generation of executable inputs and exceptions under potential execution/runtime environment.

Aided by the scenario's versatility, scenario-based engineering approaches, called *scenario methods*, have been actively employed as essential tools for a variety of engineering purposes (e.g., scenario-based analysis & design [16, 17, 29], simulation [26, 37, 42], testing [20, 28]). Compared to engineering that does not utilize scenarios, scenario methods facilitate more effective communication and decision making process due to the comprehensible nature of scenarios. Because scenarios have the capability to capture (and lucidly explain) specifications and ease inconsistencies during the development process, they have been used as a medium or a proxy for making the specification more intuitively readable and understandable. By providing a credible and coherent story that involves future possibilities and their contextual information based on hypotheses, scenarios are able to flexibly and agilely provide links between different levels of specifications, such as requirements, design artifacts, and the executables.

Despite the widespread use of such scenario methods, several challenges exist for scenario engineers to practically apply the scenario method for their development projects. Major reasons disturbing the application of scenario methods can be summarized as (i) the lack of shared understanding of scenarios, and (ii) the

lack of a conceptual basis or framework for analyzing and developing a scenario method. As a consequence of these issues, many researchers apply ill-structured scenarios in their own methods or use modeling or specification methods that do not fit the purpose adequately.

First, due to the lack of a well-established understanding of scenarios, scenario engineers are still making use of scenarios that were developed in an incoherent, ill-structured, casual/informal, or ad-hoc ways. Depending on a target of a scenario method and how engineers see the target problem, scenarios and their semantics can be defined and classified in various ways. In particular, under a growing tendency to employ quantitative scenarios (e.g., scenario-based statistical analysis of risks) rather than qualitative ones (e.g., downscaled scenarios assuming that trends are similar across scales) [12], engineers need to utilize the scenario methods in the right context, based on well-established understanding of scenarios. Since scenarios are often regarded as “accessories” or secondary artifacts, shared understanding of a scenario method has been lacking. Compared to other software and systems engineering artifacts, such as requirements/use-case specifications, test cases, and simulation input specifications, distinct characteristics of scenarios have not been adequately explained and provided. In other words, the term scenario has a variety of published definitions from a vast and bewildering array of domains [1, 45].

Second, another major hurdle of applying the scenario method is the lack of a conceptual basis or framework for developing, selecting, and evaluating the methods. For an effective analysis of the method, theoretical or conceptual framework should be provided to enable the identification and organization of core concepts, which outlines the essential features of diverse methods. There have been various studies to define scenarios and build typologies in a number of engineering domains over the years [37, 40]. However, to the best of our knowledge, comprehensive investigation of scenario data and variables of scenario methods has not been conducted yet.

One of the best approaches to establish a shared understanding and a conceptual basis is to use metamodeling and conceptualization [11, 27], which define core concepts as meta-classes and analyze relationships between the classes. By providing a higher level/layer of abstract concepts and their associations, the conceptual basis is able to attain its extensibility and flexibility so that engineers can be systematically guided. To design a well-established framework, the concepts should be thoroughly identified, defined, and organized. Therefore, the conceptualization process should include the investigation of the concepts, relationships, and their attributes.

In this study, as a first step to establish a conceptual basis, a semi-systematic literature review on publications that study scenarios or utilize scenario methods is conducted. It allows us to grasp various meanings and purposes of employing scenario methods and to identify commonly (or frequently) used conceptual variables and data. Specifically, the data collected from the selected publications are defined as *scenario variables* (SVs), and they are classified into 4 levels of classes (*method-level*, *suite-level*, *scenario-level*, and *event-level*) to define constructs of a scenario specification. Among 1071 publications searched, 354 publications were finally selected based on selection criteria. From the finally selected publications, 100 highly-related publications were inspected to collect the variables. This study further conceptualizes the SVs by meta-modeling to

develop a *Conceptual Scenario Model* (CSM), which can be used as a communication and analysis tool to establish and strengthen the shared understanding and to enable scenario assessment.

For the evaluation of our conceptual model and its constituent scenario variables, this study analyzes actual scenario instances developed in an automated driving system (ADS) domain. The ADS domain is an application domain that most actively employs scenario methods for various engineering tasks, such as safety analysis, simulation, and testing. In addition, there has been much effort to standardize scenario-based engineering, such as *ASAM OpenSCENARIO* (and *OpenDRIVE*) [14] and *PEGASUS* method [30]. Through the real-world (or simulation) scenarios for ADSs, applicability and validity of our conceptual model and variables are evaluated.

The remainder of this paper is structured as follows. Sections 2 and 3 introduces related work and background knowledge, and Section 4 presents an overall approach of this study. Section 5 conducts a semi-systematic literature review, and Section 6 defines scenario variables collected from the investigation. Section 7 performs a case study with real-world scenario methods/instances, and Section 8 analyzes and evaluates the applicability and expressiveness of the SVs. Section 9 concludes the paper and presents the future work.

2 RELATED WORK

This section introduces several scenario methods, including scenario-based/driven analysis, design, simulation, testing, and validation. To differentiate scenarios utilized in automated driving system (ADS) domains, the methods are classified into general-purpose (Section 2.1) and ADS scenarios (Section 2.2) as domain-specific scenarios.

2.1 General-Purpose Scenario Development Methods

General-purpose (GP) scenario methods typically aim to provide common standards and agreements for scenario specification and validation. Major advantages of utilizing GP methods are from (i) utilizing well-known modeling languages (e.g., graph-based, diagrammatic modeling languages) and (ii) intuitive and widely accepted semantics of the language.

The most traditional and simplest method to define scenarios might be using a graph or tree-based model to describe and test possible sequences of states or events/actions. By analyzing alternative paths (branches) of possible scenarios, functional behaviors of a system under study are defined as threads, and executable sequences in the exploration along the tree are defined as scenarios in *Scenario Tree* (ST) [43]. By extending ST, *Scenario Search Tree* (SST) [7] was also developed to explicitly include conceptual variables apart from the functionality, states, or events. Although both approaches model system behaviors well (i.e., almost similar to a system’s behavioral model), they have limitations in expressing contextual information and environmental conditions, which can influence the system behaviors.

For more sophisticated representation of scenarios, *ACDATE/Scenario model* specifies scenarios based on the *Actors*, *Conditions*, *Data*, *Actions*, *Timing*, and *Events* (ACDATEP if *Policies* are included) [44]. This approach supports scenario-oriented requirements engineering and scenario planning through the *Integrated ACDATE/Scenario*

Model (IASM) of command & control systems. By analyzing and formally specifying relationships between the system and the scenario, this model facilitates static analysis of the models to check the completeness & consistency and analyze service properties, such as reliability. Although it is evident that this method has the expressiveness to support generic behavioral modeling of various system types, low-level (i.e., code-like) and fixed set of semantics limit flexible and extensible abstraction for the scenario specification.

To introduce and realize scenario-based programming, the visual languages *message sequence charts* (MSCs) and *live sequence charts* (LSCs) are used to describe flows of how the system (and its interface) has to react to user inputs [8, 38]. Like a UML sequence diagram, they contain participants (and their lifelines), environment, and interactions (messages) between them to depict runtime behaviors of a system. By adding liveness and execution semantics to behaviors of MSC, LSCs are able to graphically represent event patterns, conditions, constraints, and predicates (e.g., what is mandated or what is not allowed).

Aside from these methods, many existing approaches have utilized variants of the UML/SysML-style sequence diagram (e.g., Action Sequence Charts (ASCs) [21], Modal Sequence Diagram (MSD) [17, 18]), semi-formal diagrams (e.g., process mining for scenario discovery [47]), and formal modeling languages (e.g., Petri Nets (PNs) [13], Hybrid Automata (HA) [6], and Extended Finite State Machine (EFSM) [52]).

One limitation of GP methods is the high level of abstraction. Consequently, the semantics may not be specialized as domain-specific approaches (e.g., military [41, 51], autonomous driving, aviation [23, 24], and programming/platform-specific scenarios (*Gherkin Scenario*¹, *Scenario Modeling Language for Kotlin* [50])) require. On the other hand, GP methods often focus on behavioral and interactive descriptions instead of provisioning contextual information. To judge from domain-specific perspectives, the missing or insufficiently identified contexts can lead to a decline in overall effectiveness of scenario methods.

2.2 Scenario Methods in ADS Domains

Domain-specific scenario methods have been frequently employed and utilized in domains that contain critical systems, such as safety and mission critical systems. In general, these critical systems are not developed by a single development team, but by numerous stakeholders and engineering groups from different backgrounds that participate in one large development project. Therefore, scenarios play a significant role in allowing engineers to clearly capture specifications and facilitate more visible communication between stakeholders, during the whole development phases. The ADS domain, where scenario methods are the most actively employed, also utilizes scenarios to engineer many critical features, dynamics and behaviors, processes, and regulations/policies, according to a given standard(s).

The ASAM *OpenSCENARIO* [14] is a standard by *Association for Standardization of Automation and Measuring Systems* (ASAM) for scenario development of traffic simulation along with *OpenDRIVE*²

and *OpenCRG*³. Contrary to *OpenDRIVE* and *OpenCRG*, which provide static contents, *OpenSCENARIO* provides vendor-independent dynamic traffic elements and maneuver libraries. Therefore, the family of standards supports multi-layered environment for scenario development and simulation to test, validate, and certify safety operations in driver assistance systems and autonomous driving environments. The standard mainly supports flexible modeling of automated driving maneuvers by providing storyboard-based logical scenarios. Consequently, constructs of this standard are very domain-specific (e.g., *maneuver*, *trajectory*, *vehicle*, *driver*, *traffic environment*), which follow domain experts' knowledge and existing standards/regulations, rather than basing on generic concepts.

PEGASUS Method [30] is a method for generating logical scenarios and scenario-based testing of automated driving functions. Based on a given processing chain, the method defines three major components, which are *events*, *scenarios*, and *test cases*. The process of PEGASUS method not only suggests the artifacts, but also includes concrete data (format), knowledge, models as databases. Also, *6-Layer Model (6LM)*—from road network to digital information—was also introduced within the PEGASUS project to comprehensively engineer the ADS traffic environment for its operational safety. Based on the PEGASUS method and 3 abstraction levels of scenarios defined by T. Menzel *et al.* [32], a graphical modeling language/framework, called *SceML*, was recently introduced [36]. The *SceML* supports modeling of multiple abstraction levels and modularization of sub-scenarios using a graph-based scenario model.

Similarly, *Scenario Description Language (SDL)* suggested by X. Zhang [53] is a modeling language to specify scenarios of automated driving systems. The major strength of the SDL is the identification of various models and data (e.g., accident database, *STPA*⁴) needed for the scenario development. The developed scenarios comprehensively include the scenery, dynamic elements, base scenarios/elements, and can define contextual and causal elements/factors accordingly. Their research focuses on the testing of control action specific to the driving system domain and possible unsafe causes/hazards (i.e., corner cases). Consequently, the scenario elements are defined specifically at a domain-level.

Compared to general-purpose methods, the scenario methods in ADS engineering fields have focused more on the contextual information, such as non-ego vehicles, traffic of the road network, and weather conditions. Also, similarly to other critical systems (e.g., military & aviation fields), the ADS scenarios distinguish normal baseline scenarios from critical scenarios, according to the criticality (e.g., safety or mission) of behaviors under study. Even though the domain-specific approaches more practically support ontological analysis and application of domain knowledge, the lack of commonly shared conceptual variables leads to low extensibility and flexibility of the methods. The introduced studies are just a few of scenario studies in ADS domains. Scene-focused scenarios (e.g., *Ontology-based Scene Creation* [3], *Scenic* [15]), infrastructure/environment-focused scenarios [48], and risk/hazard-focused scenarios [4] also hold important positions in scenario-based ADS testing and simulation. Some other scenario instances will be analyzed in Section 7.

¹*Gherkin Syntax*, <https://cucumber.io/docs/gherkin/reference/>

²Open Dynamic Road Information for Vehicle Environment

³Open Curved Regular Grid

⁴System-Theoretic Process Analysis

3 BACKGROUND

3.1 Scenario and Scenario Method

As discussed in Section 1, the terms *scenario* and *scenario method* have a variety of published definitions from a vast and bewildering array of domains [1, 45]. Since the term originated from film industry, a scenario originally refers to an outline for a screenplay, which is a script (prescribed form) of a series of scenes. The scenario is defined as “a postulated sequence or development of events” in *Oxford Dictionaries*, and the scenario typically refers to “a description of how the view of the world changes with time, usually from a specific perspective,” as the *OpenSCENARIO* standard defines. On the other hand, some other publications simply define a scenario as “evolution (temporal/causal development) of scenes” or “a path of in a transition graph consisting of at least one state/event.” For better understanding of this paper and consistently using the terms, this section generally defines *Scenario* and *Scenario Method* in our way.

3.1.1 Scenario.

DEFINITION 1 (SCENARIO). A scenario (or a scenario specification) is a coherently described course of significant events to concretize paths of possible dynamics under a particular context(s), on the basis of specific purpose and hypothetical extrapolation.

The above definition includes four important keywords: course of events, possible dynamics, context, and hypothesis. The *possible dynamics* of a system and its environment are represented by the *course of events*, which describe an articulated behavior thread and its path. Here, the path can be probable, plausible, or just possible, depending on the level of complexity and uncertainty [49]. Also, a scenario should include specific *contextual information*, which is expected to affect both the execution of a scenario and the occurrences of its events. By providing particular contexts to the dynamics description, a scenario plays a role as a device to capture and lucidly explain given specifications. Lastly, there is no scenario without a goal (i.e., *hypothesis* made from a particular viewpoint); if there is no goal, it is just a plot/story. By determining a specific viewpoint and identifying solid objectives and their values, goal-oriented hypotheses can be defined. In other words, a hypothesis informs what an engineer want to observe/analyze/validate, thus they are frequently derived from system’s goals, requirements, evidences (e.g., historical data), and theories. If a model is developed in accordance with the above requirements, it can be considered a scenario specification, but a set of specific semantics must be determined by an underlying formalism (i.e., a modeling language).

At this level/stage, types, uses, and purposes of scenarios are not determined. Although there have been many attempts to define the typologies of scenarios [9, 33, 46], two classification methods are primarily used. The first approach, mainly used in military and aviation domains, classifies scenarios as *operational*, *conceptual*, and *executable* scenarios [11, 25, 37, 39], based on the maturity level of the scenarios. The other approach, mainly used in automated driving system (ADS) fields, distinguishes three types of scenarios as *functional*, *logical*, and *concrete* scenarios [31, 32]. Both approaches divide the levels in terms of the abstraction levels and explanation methods of scenarios. For example, *operational* and *functional* scenarios are typically written as a narrative and generally explained by domain experts. On the other hand, *executable*

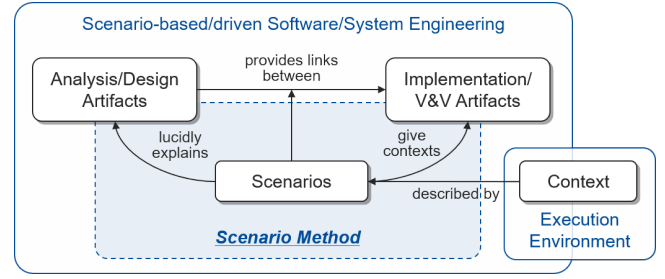


Figure 1: Illustration of a scenario method

and *concrete* scenarios represent low-level data and execution mechanism (e.g., algorithm), and they explain how an execution method (e.g., real-world, simulator, testing engine, training) should run the scenario. It is clear that the specification and modeling of multiple abstraction levels of scenarios should be appropriately supported for more systematic scenario-based engineering.

3.1.2 Scenario Method.

DEFINITION 2 (SCENARIO METHOD). A scenario method is any engineering method or approach that develops, uses/utilizes, manages a scenario(s) for a particular engineering purpose.

Scenarios of a scenario method are typically products of concretization. They provide links between analysis/design artifacts and executable artifacts (e.g., implementation or V&V artifacts) by giving logical or concrete contexts to them. As Figure 1 shows, a scenario plays a role as a proxy to capture the specification (e.g., analysis & design artifacts) and give contexts to executable models. The contextual information is derived from the analysis of available execution environment, such as testing, simulation, real-world execution, or training. By delivering logical or concrete contexts, scenarios provide links and narrow the gap between engineering activities of different phases. Also, a *scenario engineer* refers to an engineer who utilizes (or is related to) the scenario method, and a *scenario stakeholder*, including scenario engineers, refers to a person who can either affect or be affected by the method.

3.2 Conceptual Framework

A conceptual framework provides a ground to explore diverse perspectives on a subject research area of interest by explaining the importance of a topic in both practical and theoretical sense. To provide a comprehensive understanding of the universe of discourse (e.g., phenomenon), the conceptual framework provides an interpretative approach by articulating concepts as constructs in which each concept plays an integral role [22]. Major roles are (a) to isolate *key variables* (i.e., core concepts) as a focal framework and (b) conceptualize the variables so as to focus and set boundaries. As Figure 2 illustrates, intellectual traditions can be empirically studied (and also observed) to establish a conceptual framework that organizes the things of the past, such as terms/concepts, data, models, experience, and experiments, etc. By detailing methods to answer research questions of the research area, conceptual frameworks have been suggested to find solutions specific to a set of problems or ideas from a practical perspective.

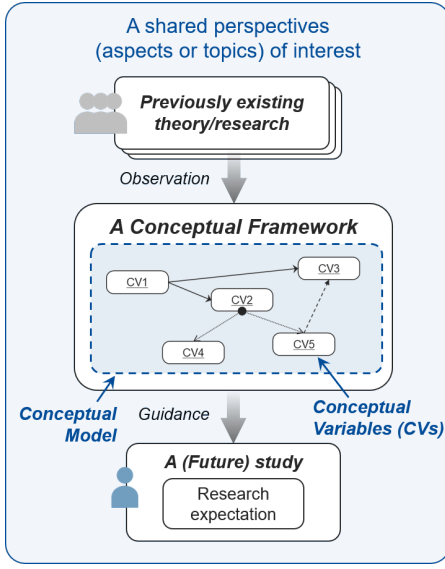


Figure 2: High-level description of the conceptual framework for scenario methods

Our ultimate goal is the construction of a conceptual framework for scenario methods. Consequently, key variables of the scenario methods (i.e., *things of the past* mentioned above) first needed to be systematically collected and conceptualized. The subject research area that this study focuses on is “scenario methods.” The particular target aspect is the development of scenarios, such as modeling and specification method. By distinctly setting a conceptual boundary for scenario methods, future studies can be guided using our conceptual scenario framework. In order to ensure reflexivity and dialogic engagement, selected variables must be able to cultivate research questions of scenario methods and play a role as a compass system to establish practical and extensible knowledge.

4 OVERALL APPROACH

In an effort to establish a conceptual basis for scenario methods, an in-depth and rigorous investigation of various types of scenario methods needs to be preceded. To extensively investigate the methods and set clearer boundary of the universe of discourse, this study conducts a semi-systematic literature review to collect conceptual variables and answer research questions. Through the survey, meaningful issues, challenges, and future research directions are also derived and discussed.

This study follows the three steps in Figure 3. *Step 1. Collection of publications:* We design search queries and selection criteria (i.e., inclusion and exclusion criteria) to systematically obtain as diverse scenario methods and concepts as possible. *Step 2. Identification of conceptual variables from the publications:* Our literature review aims to systematically collect information and data for the development of a conceptual framework consisting of conceptual variables. Therefore, the survey is conducted based on specific research questions and 4 levels of properties, to generate meaningful analysis and statistics. *Step 3. Conceptualization of the variables as*

a conceptual model: By analyzing the scenario variables collected at the previous step, this study defines a semantic domain, which a scenario method must provide, by building a *Scenario Conceptual Model* (SCM). Scenario engineers can get help in applying scenario methods (and developing scenarios) through the variables of the SCM in the future.

5 LITERATURE REVIEW OF SCENARIO METHODS

5.1 Design of Literature Review

Targets of this survey are (a) scenarios defined or specified/modeled in selected publications, and (b) scenario-based/driven engineering approaches (i.e., methods, techniques, methodologies) suggested or utilized in the reviewed publications. The ultimate goal of this literature review is to develop a conceptual basis for scenario methods. Therefore, this study focuses on identifying as much conceptual data and defining them as conceptual *scenario variables*, shortly SVs.

5.1.1 Research Questions. This study mainly focuses on semantics to be considered in scenario methods, and thus diverse properties of scenarios defined in the publications are collected and analyzed. To recognize them, our review will answer the following key questions:

- RQ1:** How do the publications define scenarios and what data and properties are related to scenarios?
- RQ2:** How can the investigated conceptual variables be classified into different levels of constructs (i.e., concepts, properties, or data values) and be conceptualized?
- RQ3:** What are the remaining challenges to design or apply a scenario method?

To answer the first question, all relevant scenario data are collected from finally selected publications. They are defined as *scenario variables* (SVs) and possible values that can be assigned to the variables (See Section 6). The second question is answered by classifying and conceptualizing the variables, and multiple levels and a conceptual model of a scenario method are developed to answer the question in Section 6. In Section 8.2, the third question will be answered by discussing salient issues and challenges engineers may encounter during the conceptualization.

5.1.2 Search Engines and Search Keywords. In the survey, initial raw publications were first collected using the most well-known search engines in the engineering and science fields, *Scopus* and *Web of Science* (WoS). Because *Google Scholar* only supports simple keywords and filtering options, it provides relatively less systematic search results. Therefore, we used *Google Scholar* only as a supplementary engine for tracking additional references from the selected publications.

The first step of our literature review process is the construction of search queries and keywords. To design finer queries and to preliminarily check how often scenarios are used in software/systems engineering domains, we searched arbitrary publications only using the keywords of “software engineering,” “system(s) engineering,” and “scenario” on both search engines⁵. The initial search returned 46,842 results (46,018 from *Scopus* and 824 results from WoS) when

⁵This search was done on 4th February, 2022.

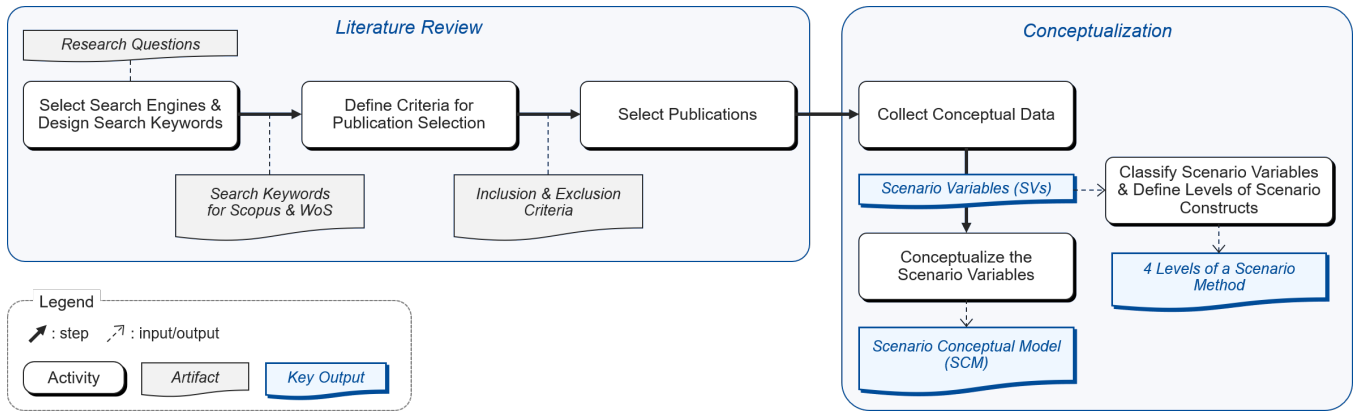


Figure 3: Overall approach of this study

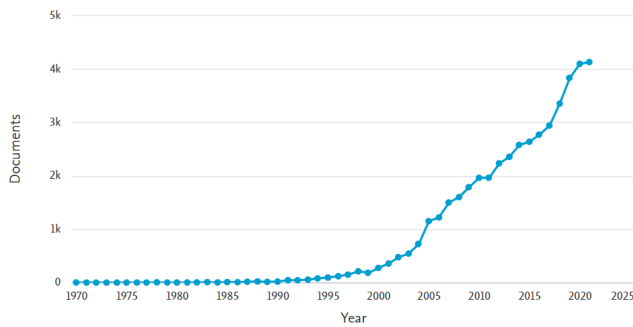


Figure 4: Increasing trend of scenario methods in software and systems engineering fields (This chart is made by Scopus)

“software engineering” and “scenario” were included in the keyword, and 42,850 results (42,060 from *Scopus* and 790 results from *WoS*) are returned when “system(s) engineering” and “scenario” were included. The results showed that there is a growing evidence that both engineering domains have increasingly utilized scenario methods over the years (See Figure 4).

Because the initial search did not set the boundaries of engineering activities and assumptions, a substantial amount of results were returned accordingly. To research a tuned set of scenarios and scenario methods used in software/systems engineering domains, we refined the search and determined three main keywords. First, like the initial search, “software/system(s) engineering” was included in the search term to limit the engineering domain of publications to software and systems engineering studies. Second, “scenario” was certainly included to research scenarios and scenario-based methods, techniques, and methodologies. To get more elaborate results, “scenario-based/driven” and “event” were also included in the actual search query to retrieve scenario methods that consider events. Finally, “requirement,” “validation,” “test,” and “simulation” were included in the query, because they were deemed the four most representative engineering activities employing scenario methods.

Following are the search queries for *Scopus* and *Web of Science*, respectively⁶.

ALL("software engineering" OR "system engineering" OR "systems engineering") AND TITLE-ABS-KEY(("scenario*" OR "scenario-based" OR "scenario-driven") AND "event*" AND TITLE-ABS-KEY("requirement*" OR "validation*" OR "test*" OR "simulation*")) AND PUBYEAR > 1999 AND (LIMIT-TO (SUBJAREA, "COMP")) AND (LIMIT-TO (LANGUAGE, "English"))

"software engineering" OR "system engineering" OR "systems engineering" (All Fields) and "scenario*" OR "scenario-based" OR "scenario-driven" (All Fields) and "event*" (All Fields) and "requirement*" OR "validation*" OR "test*" OR "simulation*" (All Fields) and 2000-2021 (Year Published) and English (Language) and Engineering or Computer Science (Research Areas)

The reason why this is a *semi-systematic literature review* is that (a) we only use two major search engines (*Scopus*, *WoS*) and (b) the search keywords are not incrementally designed or refined during the survey process. In other words, our survey does not use a snowball method to find more literature from selected publications. Therefore, the selection process, introduced in Section 5.2, only excludes publications that are away from our interests and intentions, which are aligned with the questions in Section 5.1.1.

5.1.3 Selection Criteria. Based on the target questions in Section 5.1.1, inclusion and exclusion criteria are defined to efficiently examine the publications.

Inclusion Criteria. This review aims to include the following publications to collect data, concepts, and values of scenarios or scenario methods.

- Studies of scenario development, such as modeling and specification methods (and languages), techniques, processes, and methodologies
- Scenario-based or -driven engineering studies, which explicitly specify scenarios for specific engineering purposes, such as scenario-based requirements engineering, validation, design, testing, simulation, and verification

⁶Note that the research area was limited to *computer science* and *engineering* (i.e., *COMP*) for both search engines.

Exclusion Criteria. This survey excluded the publications collected from the search engines based on the following criteria. There are two levels of exclusion processes, which are *title-abstract-exclusion-criteria* for rounds 2 and 3, and *ARP-FSP-exclusion-criteria* for rounds 4 and later (See Section 5.2).

- **title-abstract-exclusion-criteria:** Exclusion criteria for title and abstract review
 - Inapt publication type (e.g., whole proceedings, an entire book, newspaper articles, web pages, etc.)
 - Unrelated engineering domain, which is not related to software or systems engineering (e.g., chemical, biological, medical engineering or non-engineering publications)
 - Unrelated system or application domain (e.g., political or organizational system, international ecosystem)
 - Unrelated approach, which does not utilize scenarios for an engineering purpose, and less than or equal to 3 pages
- **ARP-FSP-exclusion-criteria:** Exclusion criteria for reviewing abstract-reviewed publications (ARPs) and finally-selected publications (FSPs)
 - Scenarios only used as a term to simply represent a system, a system type, a paradigm, or a case
 - Scenarios (or scenario methods) not explicitly used or mentioned (i.e., unable to retrieve in a document)
 - Absence of scenario instances or insufficient semantic data of scenarios or events
 - Totally informal scenarios (i.e., narrative descriptions)
- **relevance-criteria:** Criteria to pick out more relevant publications from the FSPs
 - The number of search result of keywords (i.e., appearance count in each publication): *numOfScenario*, *numOfEvent*
 - Presence of a scenario-describing figure(s) or table(s)

5.2 Selection of Publications & Data Collection

This section describes the overall process of collecting and reviewing publications for the survey, which is depicted in Figure 5.

Round 1 (R1): Collect Publications and Remove Duplicates. We initially collected publications from the search engines using the search terms. As explained in Section 5.1.2, *Scopus* and *WoS* were selected as search engines, and the search queries are designed for both engines to collect relevant references. The initially collected publications are called *raw publications (RPs)* and the set of publications after the duplicate removal is called *duplicate-removed publications (DRPs)*.

Round 2 (R2): Review Titles. In the following steps, we reviewed and excluded publications based on the selection criteria for each step. In R2, we reviewed the title of the DRPs based on the *title-abstract-exclusion-criteria* to obtain *title-reviewed publications (TRPs)*. Major purposes of reviewing titles are as follows. First, this selection was intended to remove improper publication types. When searching only with keywords, the entire proceedings of a conference or an entire book may be included, which should be excluded. Second, publications that study either unrelated engineering domains or unrelated system/application domains should be removed from the publication list. Since they are more likely to be out of scope or not

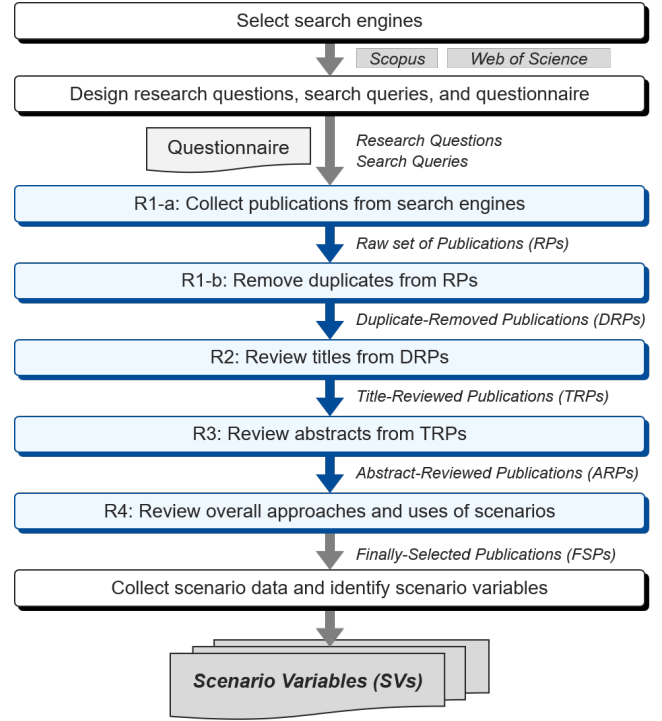


Figure 5: A publication selection process for the literature review

fit the purpose of this investigation, they are simply considered as unrelated studies. However, because the titles alone do not provide detailed information on the purposes and application domains, we additionally excluded the publications by conducting the abstract review in R3.

Round 3 (R3): Review Abstracts. In R3, we reviewed abstracts of TRPs, along with their introduction and conclusion sections, if needed. Like R2, this round also uses the *title-abstract-exclusion-criteria* to exclude less relevant publications and generate a set of *abstract-reviewed publications (ARPs)*. Because we could deduce details about the complex information and reasons for utilizing scenarios from the abstract sections rather than from only the titles, we manually reviewed abstract sections of TRPs.

Round 4 (R4): Review Overall Approaches and Uses of Scenarios. In this final selection round, key parts of the ARPs were reviewed based on the *ARP-FSP-exclusion-criteria*. While reviewing overall approaches, we manually searched “scenario” and assessed whether scenarios and scenario instances are explicitly defined and whether they are developed and prepared to serve the authors’ purpose (i.e., course of events to describe dynamics and contexts). Even though most of the previously reviewed publications contained the term “scenario,” some of them did not use scenarios explicitly or scenarios sometimes did not provide enough semantic information (e.g., flow, contexts, events/actions, conditions, etc.). Since it is needed to verify the partial information that can be obtained from the abstracts and overall approaches of the publications, we had to confirm specific

Table 1: Selection of publications from Round 1 to Round 4

Round	Criteria	Output	Selected	Excluded
R1-a: Collect Publications	-	Raw Publications (RPs)	1071	
R1-b: Remove Publications	title-abstract-selection-criteria	Duplicate-removed Publications (DRPs)	992	79
R2: Review Titles		Title-reviewed Publications (TRPs)	851	141
R3: Review Abstracts	ARP-FSP-selection-criteria	Abstract-reviewed Publications (ARPs)	765	86
R4-a: Review Overall Approaches & Uses of Scenarios		Finally Selected Publications (FSPs)	354	411
R4-b: Select 100 Most-Relevant Publications	relevance-criteria	FSP-100	100	254

uses of scenarios. Through this final round, this survey obtained a set of *finally-selected publications (FSPs)*, which are reviewed by full read. After collecting the FSPs, for a feasible review, 100 most-relevant publications are prioritized for the full-read review, and they are listed in Appendix A (For convenience, we call *FSP-100* simply as *FSP*).

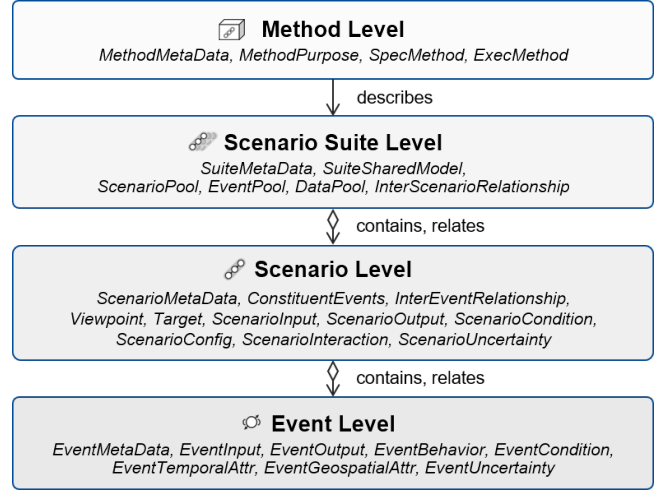
Also, the overall description and the exact numbers of selected and excluded publications are summarized in Table 1. The overall process for data collection is illustrated in Figure 5. First, any type of “conceptualizable” data constituting or surrounding scenarios (and scenario methods) were identified, which is called *raw data*. After the initial collection, the raw data can be identified as either *variables* or *possible values* of the variables.

6 CONCEPTUALIZATION OF SCENARIO VARIABLES

To identify and collect core concepts related to general scenario methods, literature review was conducted, and raw data was collected from the selected publications in the previous section. On the basis of the collection, this section conceptualizes the data as well-established variables and classifies them into different levels.

6.1 Abstraction of Scenario Data as Conceptual Scenario Variables (SVs)

A *Scenario Variable (SV for short)* is any concept related to scenarios or scenario methods that can have a concrete value (or a set of values). While collecting the SVs, there were many relations of inclusion between the SVs in terms of their semantics. For example, *EventTemporal(Attribute)* can include *EventTemporalData*, which can have a set of concrete data variables, such as *start_time*, *duration*, or *delay*. In this case, the SVs are further classified into *primary variables* and *subordinate variables*, as Table 2 summarizes. The data collection and variable identification processes were manually conducted by the authors, and the detailed definitions for each variable type are introduced after the classification of the SVs (See Section 6.2).

**Figure 6: Four levels of scenario constructs**

6.2 Classification of SVs to Four Levels

The SVs collected from the FSPs were categorized according to four levels of a scenario method. Figure 6 portrays the hierarchical structure of the levels and their key elements. The biggest reason for classification is to distinguish the variables in terms of their shared aspects and to give communal rationale for each level. In other words, each level is expected to be engineered by different types of stakeholders to deal with more focused issues, knowledge, and information (e.g., a system engineer has much knowledge about system states and features (actions or functions) to specify the *event-level* scenario constructs). Following are the descriptions of the levels and SVs included in each level. The primary SVs are defined in Appendix B.

6.2.1 Method-level SVs. The highest-level of SVs are related to the development or selection of a scenario method to be employed for an engineering purpose(s). Specifically, method-level SVs elicit dialogic engagement of different stakeholders to determine overall goal and scope of a scenario method to be utilized. An appropriate scenario method is determined to analyze a universe of discourse, which consists of relevant goals/requirements (e.g., safety requirements, properties, or standards), plans, required decisions, technologies, and potential risks/hazards at a project level.

To provide overall information and understanding of a scenario method, method-level variables are mainly involved in the meta-data of a scenario method (*MethodMetaData*), a purpose(s) of the method (*MethodPurpose*), a specification method (*SpecMethod*), and an execution method (*ExecMethod*).

6.2.2 Scenario Suite-level SVs. Multiple scenarios of a scenario suite (i.e., a set of coherent scenarios) share the same viewpoint and its goals/values. Therefore, scenario engineers need to systematically identify and analyze the information shared among multiple scenarios to make a coherent and aligned scenario set. For this reason, the most important activity while collecting the suite-level variables is to reasonably determine a target(s) and an

Table 2: Scenario variables (SVs) identified and collected from the literature review

Level*	Primary SV	Subordinate SVs
M	MethodPurpose	TargetProblem, TargetVisionIntent (UseOfScenario), TargetWoI, Hypothesis, StrategyTactic, Assumption
	SpecMethod	SpecType, SpecSemantics, SpecSyntax, SpecLanguage, SpecFormality
	ExecMethod	ExecType, ExecDriver, ExecCondition, ExecAutomation, ExecOutput, ExecMedia, ExecCoverage
St	SuiteMetaData	SuiteMetaInformation, SuiteComplexity
	SuiteViewpoint	SuiteGoal(Value), SuitePerspective, SuiteBaselineScenario
	SuiteOntology	SystemOntology (ControlOntology), InfraOntology, EnvOntology, SituationOntology, IntangibleFactorOntology
	SuiteConstituents	SuiteScenarioPool, SuiteEventPool, SuiteDataPool
	SuiteInput	SuiteInputConfiguration, SuiteInputData, SuiteInputModel
	SuiteScenarioComposition	InterScenarioAssociation, InterScenarioConcurrency, InterScenarioCausality
Scn	ScenarioMetaData	ScenarioType
	ScenarioElements	ScenarioParticipant, ScenarioEvent, ScenarioInterEventRelationship, ScenarioEventTransitionPath, ScenarioEventPattern
	ScenarioTarget	ScenarioTargetCriticality, ScenarioTargetAnomaly
	ScenarioInput	ScenarioInputConfiguration(Mode), ScenarioInputParameter, ScenarioInputModel
	ScenarioOutput	ScenarioOutputData, ScenarioOutputModel, ScenarioIndicatorOracle
	ScenarioCondition	ScenarioConstraint, ScenarioPrecondition, ScenarioPostcondition, ScenarioInvariant
	ScenarioTemporal	ScenarioTemporalScale, ScenarioClock, ScenarioTmpData
	ScenarioGeospatial	ScenarioGeospatialScale, ScenarioGeoLocationType
	ScenarioChange	ScenarioChangeAttribute
	ScenarioExternalInteraction	ScenarioUserInteraction, ScenarioEnvInteraction, ScenarioInterSysInteraction
	ScenarioUncertainty	EventTransitionUncertainty, ScenarioEnvUncertainty
	EventMetaData	EventType, EventSource, EventFrequency
Evn	EventInput	EventInputParameter, EventInputModel
	EventOutput	EventOutputData, EventOutputLog
	EventCondition	EventConstraint, EventPrecondition, EventPostcondition, EventInvariant
	EventBehavioral	EventActor, EventAction, EventOccurrenceMeasure, EventHandler
	EventInteraction	EventCommAction, EventCommMsg
	EventTemporal	EventTemporalData, EventSynchronization
	EventGeospatial	EventGeospatialData
	EventUncertainty	SystemUncertainty, CommunicationUncertainty, HumanUncertainty, EventEnvUncertainty

*M(-Lv): Method-level, St(-Lv): Suite-level, Scn(-Lv): Scenario-level, Evn(-Lv): Event-level

objective(s) by narrowing the gap between the scenario engineers from different backgrounds. After setting the target, the scenario development should be followed by the ontological analysis (e.g., system ontology, environment ontology, infrastructure ontology) and relevant data investigation to clearly determine a boundary the scenario method deals with.

For the acquisition of suite-level information, shared models (including knowledge and data) and potentially available components, such as reusable scenarios, events, and data (*ScenarioPool*, *EventPool*, and *DataPool*, respectively) are identified. The most representative suite-level models are goal models, ontologies, and shared inputs/knowledge/data. The selection of the suite-level information is determined by the selected scenario method. Another important information at the suite level is *InterScenarioRelationship*, which relates two or more scenarios to be incorporated as a single suite. The relationship spans from simple associations and dependencies to causal, concurrent, alternative, and interaction relationships.

6.2.3 Scenario-level SVs. On the basis of information acquired as the higher level variables, scenario-level SVs focus on a single scenario specification. According to the specification method mentioned in Section 6.2.1, an abstraction level and semantics (i.e., contents of scenarios) can be defined differently. Also, some contents need to be included and specified in a way that an execution method (e.g., testing or simulation engine) requires.

Major scenario-level variables include the meta-data of an individual scenario (*ScenarioMetaData*), its constituent events (*ConstituentEvents*), relationships among the events (*InterEventRelationship*), a target(s) to be modeled (*ScenarioTarget*), inputs and outputs (*ScenarioInput*, *ScenarioOutput*), scenario-level pre-/post-conditions (*ScenarioCondition*), scenario-level configurable data (*ScenarioConfig*), uncertainties to be considered (*ScenarioUncertainty*), and so on.

6.2.4 Event-level SVs. The lowest and the most detailed level of information is described by a set of event-level SVs, which represent behavioral aspects and dynamics of a scenario. As conventional modeling approaches define, an event refers to any occurrence that a system is designed to respond to and is denoted by its name and specific action(s). An event can be executed by either an internal trigger or an external trigger only if its precondition is met. Several studies distinguish event, act, action, activity, and stimuli, with respect to their different causes and types. Also, some studies define an action as an internally-triggered active behavior and an event as an external factor interacting with a system. Although we agree with the need of diverse definitions of behavior occurrences/executions, our conceptual framework defines the variables based on an assumption that all the behavioral information and data is an event and its occurrence. Also, concrete scenarios include concrete data values for the event occurrences or action executions at a lower level than the event-level variables. However, our conceptualization abstracts the data-level variables as the parameters

or inputs of the events. Event-level variables represent singular behavioral aspects regardless of the types of events, such as *act*, *action*, *stimuli* and *internal/external change of states*.

6.3 Conceptual Scenario Model (CSM)

On the basis of collected variables, we conceptualize and elaborate them as a *Conceptual Scenario Model (CSM)*, as the meta-model of Figure 7⁷. By defining the formerly defined SVs as *meta-classes*, the CSM is designed to conceptualize crucial information of a scenario method and specification. The CSM has three types of meta-classes, which are described by different colors of boxes in the figure. Also, CSM aims to systematically define relationships between the meta-classes based on the four-levels defined for the SVs to be utilized as constructs for the scenario development. Although a specific guideline to specify a real scenario is not provided by simply identifying the concepts, this paper aims to provide a basis for developing a scenario specification method, specialized for a specific engineering purpose or application domain by defining the CSM.

According to the scenario definition in Section 3.1.1, a meta-model for specifying scenarios should include four key meta-classes to satisfy scenario requirements: *Goal/Hypothesis*, *Path/Flow* (i.e., course of events, possibilities), *Context*, and *Constituent Events*. In addition, according to the range and type of information focused in the scenario levels, it contains the following meta-classes: *World-of-Interest (WoI)*, *Situation*, *Scene*, and *Dynamics*. Therefore, the most important role of CSM is to relate and organize these meta-classes extracted from two sources to complement each other.

First, conceptual analysis of the WoI should be preceded in applying a scenario method. The most representative method to determine the boundary of WoI is ontology, which is an explicit specification of a conceptualization [19]. The ontology is utilized as a framework that unifies different points of view on an area of interest without specifying a particular perspective. By systematically defining ontologies, the system and system environment can be characterized. An ontology model not only conceptualizes and assembles entities, but also establishes independent information management system, provides consistency of information utilized in various engineering activities and phases, and improves interoperability. Therefore, when systematic information of the WoI's operational domain (e.g., taxonomy) is provided, more complete and reasonable construction of ontology is possible. For example, for WoI analysis of Highway Autonomous Driving, ontologies such as *highway ontology* (e.g., road network, traffic, regulatory elements), *vehicle ontology* (e.g., driving functions, maneuvers), and *weather ontology* (e.g., temperature, humidity, precipitation) can be constructed. In addition, ontological analysis for vehicle safety can be guided through *Operational Design Domain (ODD)*⁸. However, from a scenario engineer's perspective, the WoI components are often black-box, which may hinder the analysis of internal properties of entities solely based on ontology.

Second, main contents constituting scenarios and purposes of scenario specification are extracted from the specific goals and hypotheses of a scenario method, which are aligned with the goals

of a System-of-Interest (SoI) under study (simply a *System under Test*⁹ (SuT)). Consequently, many conventional SE processes guide use case and scenario specification based on the SoI goals or requirements specification. Each hypothesis is defined differently depending on the viewpoints despite the same WoI. Based on the viewpoints, key meta-classes of specific path/flow, context, and event can be defined (or articulated). A WoI contains various situations, thus setting the viewpoint allows analysis and specification of the target situation and behaviors of the SOI (SUT).

Once the viewpoint is configured for the WoI, the dynamics to be specified, analyzed, and observed through scenarios need to be defined. Usually defined as path/flow, dynamics are described as a sequence of events or sequence of scenes, and their granularity often aligns with a use case, a task, or a mission. Scenario-level context is defined to incorporate situations interacted or affected by the execution of scenarios. For describing a particular context, methods such as context diagram and (runtime) environment analysis can be utilized, which aims to analyze conditions, constraints, and assumptions affecting the flow and execution of behaviors from a specific viewpoint. Even when specifying identical system behaviors, alternative paths and hypotheses can be defined and validated within a scenario suite based on various contexts.

The last level of scenario specification is event, which specifically defines behavioral information and properties. Event-level primary SVs collected from the literature review are input, output, behavior, interaction, temporal information, geospatial information, and uncertainty. These SVs are utilized as data for real execution of events and configured as a parameter, which is one of the event-level inputs. Event-level context contains trigger conditions for a pre-condition and event transition for internal/external events to occur, which are defined as the *EventCondition* variable (See Table 2). For example, an ADS scenario specifies events such as driving functions, maneuvers (e.g., full-brake), external events (e.g., pedestrian crossing), and environmental event (e.g., weather change). Each event can contain both temporal and spatial information and requires logical/concrete parameters (e.g., vehicle performance, acceleration rate, initial traffic scene) and contextual information for realistic occurrence of an event.

7 EVALUATION

7.1 Target Scenario Development Methods and Instances

To evaluate the conceptual scenario variables (SVs) and conceptual scenario model (CSM) defined and developed in this paper, this section analyzes/evaluates five scenario development/specification methods in Automated Driving System (ADS) domain. Because the ADS domain, along with military and aviation domains, is one of the most active field of research and standardization of scenario-based engineering, scenario methods of the ADS field were selected as the application domain. Based on official documents and publications of each method, available scenario instances and conceptual data within each instance were manually extracted and inspected.

As introduced in Section 2.2, the first and second methods are *ASAM OpenSCENARIO* (v2.0), a standard of ADAS for testing and

⁷To provide a compact meta-model, attributes of the CSM meta-classes are omitted from the CSM diagram.

⁸SAE J3016: Taxonomy and Definitions for Terms Related to Driving Automation Systems for On-Road Motor Vehicles (Revised on 2021-04-30)

⁹Here, we consider the term 'test' as any type of analysis activity, such as simulation, testing, and verification.

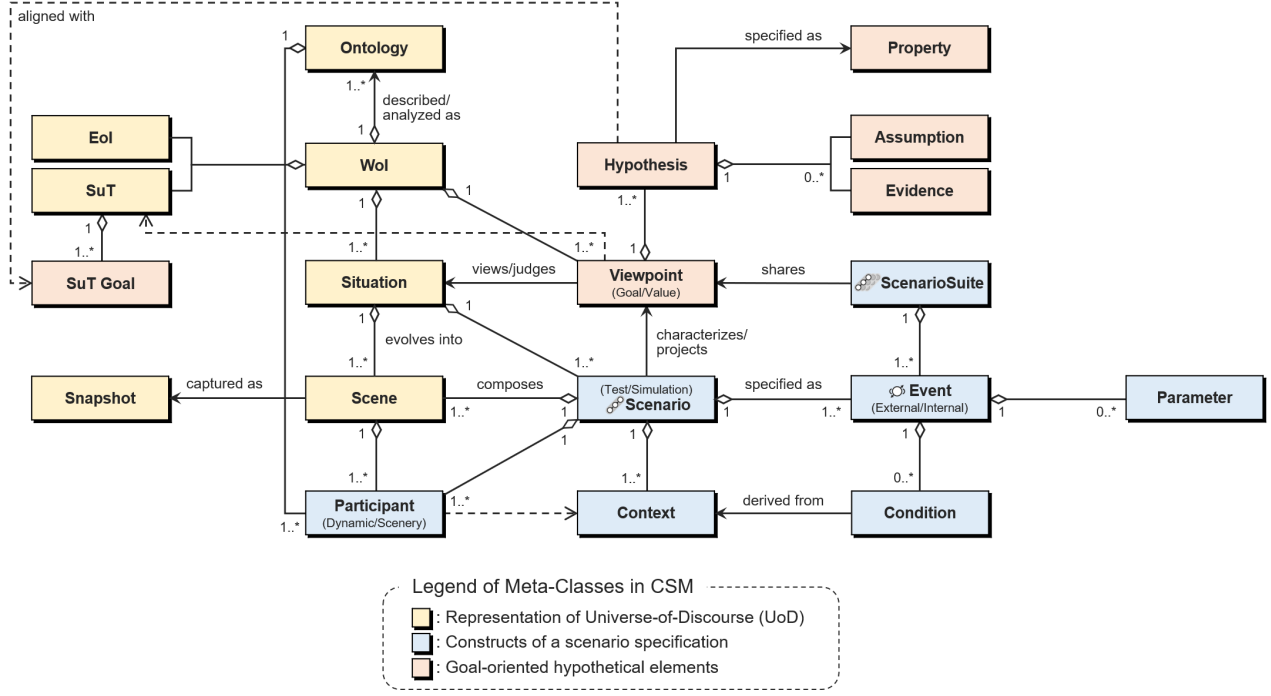


Figure 7: Conceptual Scenario Model (CSM)

validation of ADSs, and *PEGASUS*, a methodology of scenario-based safety analysis and testing. These methods define engineer-friendly domain-specific scenario description language for expressing highly-automated maneuver descriptions at multiple abstraction levels. Both methods also support the development of scenario execution models (i.e., test/simulation scenarios) for industrial application. Additionally, other methods proposed by B. Schütt *et al.* [36], J. Bach *et al.* [2], C. M. Richard *et al.* [34], and D. J. Fremont *et al.* [15] were analyzed in terms of scenario constructs. The first four methods develop scenarios for the test development, while the fifth method aims for scenario-based task analysis and workload estimation, and the sixth method aims to propose a probabilistic programming language for scene generation.

Due to the space constraints in this paper, similar SVs centered around primary SVs were merged to identify data corresponding to 3 method-level SVs, 3 suite-level SVs, 8 scenario-level SVs, and 7 event-level SVs. Similar to the literature review, data was extracted and analyzed based on keywords from exemplary scenario instances and explanation introduced in each method’s representative publication(s), as shown in Table 3.

7.2 Evaluation of Scenario Variables

Analysis of the SVs does not show whether a scenario development method is superior or more effective than other methods. However, it provides information on which semantic domain each method primarily focuses on and to support scenario development in terms

of how the types of data differ in comparison to other methods. Because the SVs in this paper were defined by looking into the actual scenario instances, various conceptual data used in leading scenario methods were analyzed at meta-class levels. The information contained in each cell of Table 3 can be viewed as a class or instantiated data for an actual scenario specification. This section explains the observation and implications from the SV-based analysis.

First, the investigated methods contain different types of data depending on the engineering activity, phase, and purpose even when applied in the same application domain. As described above, a set of data included in a scenario development method is considered as a semantic domain for scenario specification. Therefore, it is helpful in establishing the general requirements needed for appropriately employing a scenario method. For example, C. M. Richard *et al.*’s approach provides semantics (e.g., workload demand, bottlenecks) focused on engineering activity of scenario-wide task analysis, but does not provide an actual test development. On the other hand, J. Bach *et al.*’s approach supports visualization tools (scenario editors) to effectively support the development of test scenarios, while other methods support the specification by providing (formal) scenario description languages.

Second, central information each method describes through scenarios was roughly analyzed using the data obtained from the SVs. For example, when utilizing scene-centric scenarios (i.e., sequence of driving/traffic scenes), J. Bach *et al.*’s method and D. J. Fremont *et al.*’s method may be more appropriate than B. Schütt *et al.*’s approach. Additionally, when safety-related features are explicitly

Table 3: Analysis of scenario specification methods in terms of primary scenario variables

Source	ASAM Openscenario V2.0	PEGASUS Method	[Barbara Schütt, 2020]	[J. Bach, 2016]	[C. M. Richard, 2006]	[D. J. Fremont, 2019]
Instances	Cut-in, SlowPrecedingVehicle, EndOfTrafficJam, TrafficJam, DoubleLaneChanger, Overtaking, SynchronizedArrival, CloseVehicleCrossing, FastOvertakeWithReinitialization,	PEGASUS Exemplary Scenarios (Tesla Model S AccidentScenario) Cut-in, IncidentEnvironment	UrbanIntersection	Single-lane Approach-and-Follow	Left Turn on Green Light Straight on Yellow Light Right Turn on Red Light Stop on Red Light	GTA V Scene Description
MethodPurpose	Test-basedSimulation, TestCompleteness	Test-basedSafety Analysis, Verification & Validation	Test Development	TestDevelopment	Scenario-WideTask/Segment Analysis (& Resource Estimation), Planning, Safety Analysis	TestDevelopment (Generation of Synthetic Data Set)
M					SegmentDiagram, ScenarioDetails (Configuration)	SceneDistribution (Configuration)
SpecMethod	AbstractionLevel (Abstract/Concrete), DecompositionOfFlows	AbstractionLevel (Functional/Logical/Concrete)	AbstractionLevel, Modularity (Database, Library)	Model-basedSpatial and Temporal Abstraction, Visualization		
ExecMethod	Simulation-basedTesting, Measurement (Channel), Metric, AcceptanceCriteria, SafetyChecker, Evaluators, Coverage	Testing, Prototyping, Pass/Fail Criteria	Simulation-based Testing, Pass/Fail Criteria	(Simulation-based) Testing		SimulationGame, Training, Testing, Debugging
Viewpoint& Ontology	ADS/Traffic-focused	ADS-focused, Safety-focused	ADS-focused Actor (Vehicle, Pedestrian)	ADS/Traffic-focused Vehicle, Participant	Infrastructure/TrafficScene-focused, ADS-focused	Scene-focused
St Inputs	Map/TemplateScene (Graph), Configuration, InitAction (Global/User-Defined/Private), FunctionalGoals, DomainModel	Scene, SafetyArgument, FailureFree, RegulatoryElement, AcceptanceModel, RegionOfInterest, Virtual/RealDataSource, RoadUserData, AccidentModel	TrafficSequence, Setting (using Functional Scenario or Misc)	Scene, RegulatoryElement, Domain Model, Rule Sets, ManeuverType, PerceptionLayers	RegulatoryElement, Historical/Operational Data	Scenario(Default) Requirements, Property, ImagesOfCars
Composition	Scene-basedCausality, Baseline-Alternative	Ordinary-Critical	Situation-based	Main-Alternative, Causality	ScenarioSegments	
Constituent-Events	Serial/Sequential/Parallel, Synchronized, Event-driven, XOR	BaseEvent, Faulty/FailureEvent	EventConnection, Join, Sync	Act-based, Event-driven	Sequential	
Target	TestDescription	Description ofAutomated Driving Functions, Criticality	Multi-levelBehavior Description	BehaviorDescription	Task	
Scn Inputs	ScenarioMeta-Data, StoryRoute, Procedure, Entities/ScenarioObjects (Vehicles (Movable, Stationary), Driver), Parameters (Distribution) File, Weather, StationaryCondition, ManeuverGroup, CatalogReference	EnvironmentCondition (Weather), SAElevel, Risk, Actor (Vehicle), Sensors, Parameters (FrequencyDistribution)	Weather, Actor(Wheeler, Pedestrian), Parameter (Range)	Scenery (RoadNetwork), Participant, Route, Situation, Weather	Vehicle, Scenario Segments Assumption, Workload Demand (with Bottlenecks), Configuration, Milestones, Parameters	Objects, ScenarioFile, Statement, GlobalParameters
Outputs	ScenarioLibrary/Element	TestSpecification, Probability and Security of occurrence of (harmful) outcomes	Scenario File	Test Cases, Recorded Data	WorkloadProfile	
Condition	ParameterMeasurementResults EnvironmentCondition, EntityConstraints Software/Hardware Constraints, TerminationCondition,	EnvironmentCondition, Traffic	TransitionCondition (Situation)	TrafficCondition, DriverCondition, TimeConstraints, ResourceConstraints	Hard/SoftConstraints, Traffic/RoadCondition	
Temporal	ScenarioTime, Timeline	Time-Continuity, Start/End Time		Timeline/TimeFrame	Temporal Milestones, Interval	
Geospatial	SpatialAbstraction of RoadNetwork (Intersection, Lane, Highway, Trajectory)	SpatialAbstraction of Road (Lane, Highway, TrafficDensity, Geometry) OccurrenceLikelihood	SpatialAbstraction of RoadNetwork	SpatialAbstraction of RoadNetwork	EgoObjectAbstraction Geometry, Distribution Mutation, Noise, ProbabilityDistribution	
Changes & Uncertainty	ArbitraryPosition/Direction, StochasticDistribution			WorkloadRatings		
Input	EventParameter, ControlStrategy	Severity, Controllability, Criticality, EventParameter (with Unit)	ActionParameter	EventSource	Equations/Variables, AssumedValues	
Output	ExecutionCount					
Even	EventCondition(Start/Trigger, Stop/Trigger), ActionCondition, Parameter/ActionConstraints	ActionCondition (ConditionNode)	ActionCondition (ConditionNode)	ManeuverCondition, EnvironmentCondition	ManeuverCondition, EnvironmentCondition	EventFrequency
Behavioral& Interaction	Act, Actor,Event, Maneuver, Environment/Action, Calculation	Event, Action,Maneuver	Actor, Action,Maneuver	ParticipantAct, Maneuver, Perception, Interaction, ADAS Function	Actor,Activity, Event Perceptual/Cognitive/Psychomotor Task, V2V Interaction (Adjacent)	Actor (Ego)\Vision
Temporal	Duration,(Relative) Time, TimeReference	Time	Time	(Relative)Timing,Duration		
Geospatial	(Cartesian)Coordinate, Speed (Relative/Absolute), Position, Direction/Angle, Distance	Coordinate,Distance, Velocity/Speed, Orientation	Radius,Direction, Velocity	Lane,Position, Distance	Distance,Direction, Speed	LocalCoordinate, Offset, Direction, Position, Spot, Distance
Uncertainty	StochasticEvent	ProbabilityOfOccurrence, Controllability, Fluctuation, Variability	ProbabilityDistribution (of Params)		Distribution of Information Perceived	ProbabilityDistribution

included in the scenarios, PEGASUS method supports the identification of required inputs (e.g., *SafetyArgument*, *AcceptanceModel*, *FailureTree*). Consequently, the result of SV-based analysis can be utilized to understand and analyze the specific aspect of a scenario method, and data types and target purpose required in each aspect can be confirmed.

Based on the analysis results of Table 3, we could carry out comparative analysis of scenario semantics of the investigated studies, with respect to four levels (method, suite, scenario, and event).

Method-level. Although the method-level data shared similarities, the level of abstraction supported by *SpecMethod* and the observation/evaluation/validation criteria of *ExecMethod* differed. Most methods in the ADS domain utilized means of generating logical or concrete scenarios from abstract/functional scenarios, which shows the necessity of supporting multiple abstraction levels for both specification and execution.

Suite-level. Suite-level data could be classified according to the viewpoints, which showed significant difference in inputs of each method. The widely used viewpoints in ADS domain were ADS (i.e., ego vehicle) and traffic infrastructure. The ontologies of target vehicle, infrastructure, and environment were defined differently depending on the viewpoint. In addition, the composition method to coherently formulate multiple scenarios decided scenario classification criteria (e.g., ordinary-critical, baseline-alternative) within a scenario suite according to *MethodPurpose* at method-level. Because ADSs are safety-critical systems which a malfunction of a driving function can cause catastrophic damages/loss, scenario development that engages safety argument is especially in demand. Additionally, unlike simple programs defined at a functional or logical levels, the suite-level inputs on physical setting, environment, and regulatory artifacts were usually required. When data-driven approach is supported (PEGASUS Method, C. M. Richard *et al.*'s), historical data related to driving function and ADS users are also often required. Compared to the first five methods, *Scenic*, proposed by D. J. Fremont *et al.*, is more specialized to develop realistic scenes and images of the scenes, thus it requires more specific requirements and data to create the scenes.

Scenario-level. Based on the scenario-level inputs of ADS scenarios, the detailed specification of environmental context each scenario faces (or interacts with) were crucial compared to other software domains. All the analyzed methods utilized the environmental and operational context such as *weatherCondition* and *stationaryCondition* to process the runtime context of each scenario. These data are used to define scenario-level condition (e.g., *initialCondition*, *terminalCondition*) and constraints (e.g., *hardware/softwareConstraints*, *regulatoryConstraints*).

The most central data at the scenario level is provided by parameterization. Logical scenario utilizes parameter range to specify the scenario dynamics, and concrete scenario provides a set of concrete parameter values within the range. To extract more than one executable and realistic concrete scenarios from the logical scenario, the (frequency) distribution of each parameter value also can be provided. In addition, the parameter is delivered to more than one event for defining the overall probability of occurrence and event transitions.

Additionally, due to the characteristic of ADS scenarios which defines the dynamics of participants according to the flow of time within a region, temporal and geospatial abstraction are considered as important data. Based on the target timeframe/timeline of each scenario, temporal abstraction is detailed through phases, stages, or milestones. Geospatial abstraction mainly details a road network (e.g., layout, geometry) and geospatial changes to effectively represent scenario-level participants' movements.

Event-level. Event-level data mostly contained similar semantic domain, including behavioral, temporal, spatial, and uncertainty properties. According to the scenario specification method, the unit behavior of an event may differ, which are often act, action (e.g., maneuver), communication (e.g., interrupt, stimuli), and activity. For not only the intended execution of each behavior, but also the representation of uncertainty and non-determinism of event occurrence, probability is frequently specified. Because an event is a unit accessing actual states or data of scenario participants (i.e., entities), the semantic domain of temporal and spatial data to capture the information on when/where to occur varied depending on the method.

8 DISCUSSION

8.1 Threats to Validity

Content and Construct Validity. *Content validity* involves the systematic examination of the survey contents to determine whether they cover a representative sample of the domain to be measured. *Construct validity* generally refers to the degree to which a survey is legitimately conducted (i.e., legitimate experimental setup) and the survey measures what it says it measures. In other words, the content validity describes whether a systematic investigation was conducted to collect the representative data, and the construct validity describes whether the survey was conducted with a proper and correct way.

To satisfy the content validity, this study designed search keywords and queries to software and systems engineering domain, which has a high potential for employing scenario methods. However, because the selection of more than 50K publications was not feasible, the search was limited to event-based methods and target engineering activities, such as requirements engineering, design, simulation, and testing. Since these activities (and their engineering domains) were discovered as frequent use cases of scenario methods through our preliminary investigation, our data collection was expected to collect representative data of the overall contents related to scenarios and scenario methods.

Although various survey approaches were considered, this study designed a semi-systematic literature review to primarily satisfy the construct validity. Still, there are three elements that can hinder this validity. First, 100 publications were finally selected based on the subjective selection criteria (*relevance-criteria* of Table 1) to conduct a full-read review. Since in-depth analysis and manual collection of conceptual data on all of the finally-selected publications require several hours of tedious work, 100 publications were further selected from the 354 publications to conduct a questionnaire-based investigation (i.e., full-read). Second, a keyword-based search was

conducted on the textual description of each publication investigated. In other words, because we had to find the target data using a keyword in PDF files (e.g., we searched “cond*” for finding *pre/post-conditions*), the data could not be collected if an investigated paper did not explicitly write the term to be searched. Third, manual inspection of conceptual data was conducted in the full-read step. However, we designed and used a questionnaire and look-up tables to minimize the missed data and to maximize the consistency of the data collection.

Internal and External Validity. *Internal validity* refers to an inductive estimate of the degree to which conclusions about causal relationships can be made, based on the measures, research setting, and whole research design (i.e., subjectiveness). *External validity* refers to the extent to which the internally valid results of a study can be held to be true for other cases (i.e., generalizability). In other words, the internal validity determines whether the rationale of the internal results (e.g., scenario variables in this study) can be provided from the collected survey data, and the external validity determines whether the generalization of this study (i.e., extension to other studies, cases, and domains) is possible.

First, this study aimed to satisfy the validities by defining the characteristics and concepts from the data consolidation and classification, excluding the authors’ subjective definitions. As discussed above, we reviewed the publications not only from a technical aspect, but also based on scenario descriptions developed and used in actual approaches (e.g., scenario instances). The conceptual model, an abstraction of the entire collected data set, is expected to include comprehensive results from the scenario investigation separate from the settings constructed in this study. In other words, all of the conceptual variables defined in this study are based on the concepts, terms, and data from the survey, and thus satisfying the internal validity.

Also, the investigated scenario methods were employed for both academic purposes and industrial/practical uses. Consequently, the scenario variables of our study can be considered generic concepts for a variety of engineering and application domains. In the case of domain-specific methods, the survey did not collect the entire domain-specific elements; instead they are generalized and mapped to higher-level concepts during the data collection. In addition, even though the variables are defined as generic concepts, we evaluated the applicability and extensibility of the variables using specialized scenario instances of a particular domain (ADS scenarios in this study). Therefore, the scenario variables and conceptual scenario model we developed have external validity as they can be extended and applied to external cases.

8.2 Remaining Challenges

The *RQ3* of our survey needs to be answered by identifying challenges ahead in developing and applying scenario methods. Even though we systematically collected and conceptualized the SVs, practical/industrial application of the scenario methods remains several issues.

Inaccessible information of black-box participants. Most of the investigated scenarios are developed under the assumption that the information of the scenario participants who are included or

exhibit behaviors in a scene or an event is accessible. Scenario exercise is an execution stage of the specified scenario with the actual context input. At this time, there may be a limitation or restriction on data access that were not considered in the scenario planning/development stage. As the scale and the complexity of systems increase (e.g., System-of-Systems), there are more cases where the internal property and data of the constituent systems (or subsystems) are not directly accessible or controllable. To resolve this, many existing research defines various abstraction levels (e.g., function/abstract - logical - concrete/executable, in order of concreteness) and supports the specification of the parameter ranges of the property and data at the logical level. To define *EventBehavioral* and *EventAction* of the event-level SVs, analysis on the accessible data need to be performed. When there is a lack of information, *EventUncertainty* based on a cause need to be correctly and reasonably defined.

Composition of multiple scenarios as a suite. Although most scenario methods provided specific semantics and syntax to specify a scenario, these methods do not discuss how to formulate and integrate multiple scenarios into a scenario suite. As defined in the *SuiteScenarioComposition* of suite-level SV, multiple scenarios in a scenario suite sharing a same viewpoint may have inter-scenario relationships, such as association (general interaction), dependency, concurrency, and causality. In addition, an event included in a scenario can depend or interact with an event of a different scenario, which can affect the scenario composition and future exercises. Ultimately, a developed scenario suite should be coherently organized. Multiple scenarios in a suite should depict the occurrence such that a scenario engineer can strategically and effectively utilize scenarios (e.g., prioritizing scenario groups in a suite).

Scenario-level assessment of test/simulation complexity. As mentioned above, scenarios can be a useful communication tool throughout the software/system development. However, the complexity of functional or operational scenarios—which are written in a narrative style—from goal/requirements engineering stage and executable/concrete scenarios for test/simulation many significantly differ. For example, to describe an executable real-world-like situation in aviation or ADS scenarios, real sensor data and actuation mechanisms need to be described in detail [35]. Based on our investigation, most scenarios developed at the system analysis and architecture stage do not accompany an analysis on the cost at the execution stage. Therefore, a standardized method to evaluate the complexity of executing the developed scenario suite and scenarios, and an appropriate development process need to be provided to resolve when the complexity is above a certain threshold (e.g., decomposing to multiple sub-scenarios for upscaling in the future).

Top-down and bottom-up approaches for scenario development. Scenario itself is an important artifact that needs to be complete and error-free similar to software code. However, detailed analysis and scenario development of countless contextual alternatives may cost as much as an actual system development. Although *SpecMethod* and *ExecMethod* of method-level SV were defined to analyze how to develop/specify and execute a scenario, most studies besides the investigated standards (e.g., *OpenSCENARIO/OpenDRIVE* and *PEGA-SUS Method*) do not specifically scrutinize the scenario development

process. Except for method-level of the 4 levels, suite-scenario-event levels have a hierarchical structure where a higher-level contains lower-level elements, and thus top-down or bottom-up approach may be selected depending on where to start the development process.

Agile development of scenarios. For smaller scale software (e.g., mobile app), agile development process has been suggested and actively employed to react to frequent changes and to increase transparency in developing use cases and usage scenarios. However, process for developing scenarios of large-scale complex systems (e.g., ADS incident scenario) is usually unidirectional, hierarchical, and data-centered. These characteristics challenge repetitive refinement needed to respond to goal/requirement changes and new contextual information. In future research, study on agile scenario development and support for existing methods are needed to reduce cost and increase efficiency in scenario development and maintenance. In particular, for co-simulation where multiple components (or subsystems) are modeled and simulated in distributed environment, the process to improve scenarios based on the feedback from testing/simulation results is especially required.

9 CONCLUSION

This study stemmed from the lack of conceptual basis in existing studies that suggested or utilized scenario methods. For this reason, many scenario engineers, such as methodologists and developers, have encountered some challenges and difficulties when employing the methods without well-established understanding. To resolve this issue, this work emphasizes the necessity of a conceptual framework for scenario methods and conducts a study as part of developing a conceptual scenario framework. First, to provide comprehensive understanding of scenarios and scenario methods, this study conducted a semi-systematic literature review, which investigates and collects conceptual *scenario variables* (SVs) used in diverse scenario methods. Second, the collected variables (29 primary SVs, and 91 subordinate SVs) were conceptualized and organized as a *conceptual scenario model* (CSM), by meta-modeling 4 level (*method-level*, *suite-level*, *scenario-level*, and *event-level*) constructs of scenario methods. To evaluate the applicability of the SVs and CSM, three representative scenario instances were analyzed with respect to construct variables of CSM.

The ultimate goal of this study was to develop a conceptual scenario framework that can be utilized in various engineering activities and application domains. Based on the SVs and CSM, the framework will provide a scenario modeling method including a modeling language to promote the application of the scenario methods. Also, by defining dimensions (and facets), it is expected that dimension-based analysis and positioning of scenario methods are enabled by the framework, instead of analyzing the entire set of variables. Lastly, as discussed in Section 8, there are remaining challenges for scenario engineers to practically employ the scenario methods, especially for actual engineering activities, such as simulation, testing, and verification. Our future work will concentrate on the framework's practical capability to support the scenario-based engineering in a particular application domain (i.e., domain-specific).

REFERENCES

- [1] Ian Alexander. 2000. *Scenarios in Systems Engineering: A Range of Techniques for Engineering Better Systems*. http://www.scenarioplus.org.uk/papers/scenarios/intro_to_scenarios.htm
- [2] Johannes Bach, Stefan Otten, and Eric Sax. 2016. Model based scenario specification for development and test of automated driving functions. In *2016 IEEE Intelligent Vehicles Symposium (IV)*. 1149–1155. <https://doi.org/10.1109/IVS.2016.7535534>
- [3] Gerrit Bagschik, Till Menzel, and Markus Maurer. 2018. Ontology based Scene Creation for the Development of Automated Vehicles. <https://doi.org/10.1109/IVS.2018.8500632>
- [4] Gerrit Bagschik, Andreas Reschka, Torben Stolte, and Markus Maurer. 2016. Identification of Potential Hazardous Events for an Unmanned Protective Vehicle. In *2016 IEEE Intelligent Vehicles Symposium (IV)*. 691–697. <https://doi.org/10.1109/IVS.2016.7535462>
- [5] Lena Börjesson, Mattias Höjer, Karl-Henrik Dreborg, Tomas Ekvall, and Göran Finnveden. 2006. Scenario types and techniques: Towards a user's guide. *Futures* 38, 7 (2006), 723–739. <https://doi.org/10.1016/j.futures.2005.12.002>
- [6] Alessandro Cimatti, Sergio Mover, and Stefano Tonetta. 2011. Efficient Scenario Verification for Hybrid Automata. 317–332. https://doi.org/10.1007/978-3-642-22110-1_25
- [7] Steven J. Cuning and J. Rozenblit. 2005. Automating test generation for discrete event oriented embedded systems. *Journal of Intelligent and Robotic Systems* 41 (2005), 87–112.
- [8] Haitao Dan, Robert M. Hierons, and Steve Counsell. 2012. A framework for pathologies of message sequence charts. *Information and Software Technology* 54, 11 (2012), 1283–1295. <https://doi.org/10.1016/j.infsof.2012.06.010>
- [9] Marco Dean. 2019. Scenario Planning: A Literature Review. (11 2019). <https://doi.org/10.13140/RG.2.2.12629.24802>
- [10] Antonio Di Leva, Emilio Sulis, Angela Lellis, and Ilaria Amantea. 2020. *Business Process Analysis and Change Management: The Role of Material Resource Planning and Discrete-Event Simulation*. 211–221. https://doi.org/10.1007/978-3-030-23665-6_15
- [11] Umut Durak, Okan Topçu, Robert Siegfried, and Halit Oğuztüzün. 2014. Scenario Development: A Model-Driven Engineering Perspective. <https://doi.org/10.5220/0005009501170124>
- [12] Max Fancourt. 2016. *Scenario Development: A Review of Approaches* (ISBN: 978-92-807-3586-4). Technical Report. UNEP World Conversation Monitoring Centre (UNEP-WCMC).
- [13] João Pascoal Faria and Ana Cristina Ramada Paiva. 2014. A toolset for conformance testing against UML sequence diagrams based on event-driven colored Petri nets. *International Journal on Software Tools for Technology Transfer* 18 (2014), 285–304.
- [14] Association for Standardization of Automation and Measuring Systems (ASAM). 2020. *ASAM OpenSCENARIO: Version 2.0.0 Concepts*. <https://www.asam.net/index.php?eID=dumpFile&t=f&f=3460&token=14e7c7fab9c9b75118bb4939c725738fa0521fe9>
- [15] Daniel J. Fremont, Tommaso Dreossi, Shromona Ghosh, Xiangyu Yue, Alberto L. Sangiovanni-Vincentelli, and Sanjit A. Seshia. 2019. Scenic: A Language for Scenario Specification and Scene Generation. In *Proceedings of the 40th ACM SIGPLAN Conference on Programming Language Design and Implementation* (Phoenix, AZ, USA) (PLDI 2019). Association for Computing Machinery, New York, NY, USA, 63–78. <https://doi.org/10.1145/3314221.3314633>
- [16] Michel Godet. 2000. The Art of Scenarios and Strategic Planning: Tools and Pitfalls. *Technological Forecasting and Social Change* 65, 1 (2000), 3–22. [https://doi.org/10.1016/S0040-1625\(99\)00120-1](https://doi.org/10.1016/S0040-1625(99)00120-1)
- [17] Joel Greenyer, Daniel Gritzner, Timo Gutjahr, Florian König, Nils Glade, Assaf Marron, and Guy Katz. 2017. ScenarioTools—A tool suite for the scenario-based modeling and analysis of reactive systems. *Science of Computer Programming* 149 (2017), 15–27.
- [18] Joel Greenyer, Max Haase, Jörg Marhenke, and Rene Bellmer. 2015. Evaluating a formal scenario-based method for the requirements analysis in automotive software engineering. 1002–1005. <https://doi.org/10.1145/2786805.2804432>
- [19] Thomas R. Gruber. 1995. Toward principles for the design of ontologies used for knowledge sharing? *International Journal of Human-Computer Studies* 43, 5 (1995), 907–928. <https://doi.org/10.1006/ijhc.1995.1081>
- [20] Aaron Heinz and Johann Schweiger Wolfram Remlinger. 2017. Track- / Scenario-based Trajectory Generation for Testing Automated Driving Functions.
- [21] Patrick Heymans and Eric Dubois. 1998. Scenario-Based Techniques for Supporting the Elaboration and the Validation of Formal Requirements. *Requirements Engineering* 3 (1998), 202–218.
- [22] Yosef Jabareen. 2009. Building a Conceptual Framework: Philosophy, Definitions, and Procedure. *International Journal of Qualitative Methods* 8, 4 (2009), 49–62. <https://doi.org/10.1177/160940690900800406>
- [23] Shafagh Jafer, Bharvi Chhaya, and Umut Durak. 2017. Graphical Specification of Flight Scenarios with Aviation Scenario Definition Language (ASDL). <https://doi.org/10.2514/6.2017-1311>

- [24] Shafagh Jafer, Bharvi Chhaya, Umut Durak, and Torsten Gerlach. 2016. Formal Scenario Definition Language for Aviation: Aircraft Landing Case Study. <https://doi.org/10.2514/6.2016-3521>
- [25] Shafagh Jafer, Bharvi Chhaya, Jessica Updegrove, and Umut Durak. 2018. Schema-based Ontological Representations of a Domain-Specific Scenario Modeling Language.
- [26] Shafagh Jafer and Umut Durak. 2017. Tackling the Complexity of Simulation Scenario Development in Aviation. In *Proceedings of the Symposium on Modeling and Simulation of Complexity in Intelligent, Adaptive and Autonomous Systems* (Virginia Beach, Virginia) (MSCIAAS '17). Society for Computer Simulation International, San Diego, CA, USA, Article 4, 10 pages.
- [27] Dimitris Karagiannis. 2013. Meta-Modeling as a Concept: The Conceptualization of Modeling Methods. In *GI-Jahrestagung*.
- [28] Siddhartha Khastgir, Simon Brewerton, John Thomas, and Paul Jennings. 2021. Systems Approach to Creating Test Scenarios for Automated Driving Systems. *Reliability Engineering & System Safety* 215 (2021), 107610. <https://doi.org/10.1016/j.res.2021.107610>
- [29] Kei Kurakawa. 2004. A scenario-driven conceptual design information model and its formation. *Research in Engineering Design* 15 (09 2004), 122–137. <https://doi.org/10.1007/s00163-004-0050-z>
- [30] Jens Mazzega, Daniel Lipinski, Ulrich Eberle, Helmut Schittenhelm, and Walther Wachenfeld. 2019. *PEGASUS METHOD*. Technical Report.
- [31] Till Menzel, Gerrit Bagschik, Leon Isensee, Andre Schomburg, and Markus Maurer. 2019. From Functional to Logical Scenarios: Detailing a Keyword-Based Scenario Description for Execution in a Simulation Environment. <https://doi.org/10.48550/ARXIV.1905.03989>
- [32] Till Menzel, Gerrit Bagschik, and Markus Maurer. 2018. Scenarios for Development, Test and Validation of Automated Vehicles. <https://doi.org/10.1109/IVS.2018.8500406>
- [33] Philip Notten. 2006. Chapter 4 Scenario development: a typology of approaches. *Think Scenarios, Rethink Education* (01 2006).
- [34] Christian M. Richard, John L. Campbell, and James L. Brown. 2006. Task Analysis of Intersection Driving Scenarios: Information Processing Bottlenecks.
- [35] Scott Schnelle, Mohamed Kamel Salaani, Sugghosh Rao, Frank Barickman, and Devin H. Elsasser. 2019. Review of Simulation Frameworks and Standards Related to Driving Scenarios.
- [36] Barbara Schütt, Thilo Braun, Stefan Otten, and Eric Sax. 2020. SceML: A Graphical Modeling Framework for Scenario-Based Testing of Autonomous Vehicles. In *Proceedings of the 23rd ACM/IEEE International Conference on Model Driven Engineering Languages and Systems* (Virtual Event, Canada) (MOD-ELS '20). Association for Computing Machinery, New York, NY, USA, 114–120. <https://doi.org/10.1145/3365438.3410933>
- [37] Robert Siegfried, Alexander Laux, Martin Rother, Dieter Steinkamp, Günter Herrmann, Johannes Lüthi, and Matthias Hahn. 2012. Scenarios in military (distributed) simulation environments.
- [38] Ernst Sikora, Marian Daun, and Klaus Pohl. 2010. Supporting the Consistent Specification of Scenarios across Multiple Abstraction Levels, Vol. 6182. 45–59. https://doi.org/10.1007/978-3-642-14192-8_6
- [39] SISO-GUIDE-006-2018 2014. *Guideline on Scenario Development for (Distributed) Simulation Environments*. STO Technical Report. Brussels: NATO.
- [40] SISO-GUIDE-006-2018 2018. *Guideline on Scenario Development for Simulation Environments*. Standard. Guideline for Scenario Development (GSD) Product Development Group, Orlando, FL.
- [41] SISO-STD-007-2008 2008. *Standard for Military Scenario Definition Language (MSDL)*. Standard. Simulation Interoperability Standards Organization, Inc.
- [42] Hajime Tomizawa. 2007. AUTOMATED SCENARIO GENERATION SYSTEM IN A SIMULATION. (01 2007).
- [43] Wei-Tek Tsai, Xiaoying Bai, Ray Paul, and Lian Yu. 2001. Scenario-based functional regression testing. In *25th Annual International Computer Software and Applications Conference. COMPSAC 2001*. IEEE, 496–501.
- [44] Wei-Tek Tsai, C. Fan, Zhichao Cao, B. Xiao, Hao Huang, Weiren Song, Xu Liu, Xiaoming Wei, Ringku Paul, Yuan Chen, and Dai Zhang. 2021. A Scenario-Based Service-Oriented Rapid Multi-Agent Distributed Modeling and Simulation Framework for SoS/SOA and Its Applications. (08 2021).
- [45] Jessica Updegrove and Umut Durak. 2018. Schema-based Ontological Representations of a Domain-Specific Scenario Modeling Language. *Journal of Simulation Engineering* 1 (01 2018).
- [46] Philip W.F. van Notten, Jan Rotmans, Marjolein B.A. van Asselt, and Dale S. Rothman. 2003. An updated scenario typology. *Futures* 35, 5 (2003), 423–443. [https://doi.org/10.1016/S0016-3287\(02\)00090-3](https://doi.org/10.1016/S0016-3287(02)00090-3)
- [47] Jianyi Wang, Lihong Jiang, and Hongming Cai. 2014. Scenario-Based Method for Business Process Analysis and Improvement in SOA. In *2014 IEEE 11th International Conference on e-Business Engineering*. 19–25. <https://doi.org/10.1109/ICEBE.2014.16>
- [48] Mingyun Wen, Jisun Park, Yunsick Sung, Yong Woon Park, and Kyungeun Cho. 2021. Virtual Scenario Simulation and Modeling Framework in Autonomous Driving Simulators. *Electronics* 10, 6 (2021). <https://doi.org/10.3390/electronics10060694>
- [49] Keith Wiebe, Monika Zurek, Steven Lord, Natalia Brzezina, Gnel Gabrielyan, Jessica Libertini, Adam Loch, Resham Thapa-Parajuli, Joost Vervoort, and Henk Westhoek. 2018. Scenario Development and Foresight Analysis: Exploring Options to Inform Choices. *Annual Review of Environment and Resources* 43, 1 (2018), 545–570. <https://doi.org/10.1146/annurev-environ-102017-030109>
- [50] Carsten Wieher, Sergej Japs, Lydia Kaiser, Joel Greenyer, Roman Dumitrescu, and Carsten Wolff. 2020. Scenarios in the loop: integrated requirements analysis and automotive system validation. In *Proceedings of the 23rd ACM/IEEE International Conference on Model Driven Engineering Languages and Systems: Companion Proceedings*. 1–10.
- [51] Robert L. Wittman. 2009. Defining a Standard: The Military Scenario Definition Language Version 1.0 Standard. In *Proceedings of the 2009 Spring Simulation Multiconference* (San Diego, California) (*SpringSim '09*). Society for Computer Simulation International, San Diego, CA, USA, Article 73, 5 pages.
- [52] Teng Zhang, John Wiegley, Theophilos Giannakopoulos, Gregory Eakman, Clément Pit-Claudel, Insup Lee, and Oleg Sokolsky. 2018. Correct-by-Construction Implementation of Runtime Monitors Using Stepwise Refinement. In *Dependable Software Engineering. Theories, Tools, and Applications*, Xinyu Feng, Markus Müller-Olm, and Zijiang Yang (Eds.). Springer International Publishing, Cham, 31–49.
- [53] Xizhe Zhang, Siddhartha Khastgir, and Paul Jennings. 2020. Scenario Description Language for Automated Driving Systems: A Two Level Abstraction Approach. In *2020 IEEE International Conference on Systems, Man, and Cybernetics (SMC)*. 973–980. <https://doi.org/10.1109/SMC42975.2020.9283417>

A FINALLY SELECTED 100 PUBLICATIONS FOR THE FULL-READ

Table 4: FSP-100

No	F. Authors	Year	Search Engine	Title
1	Lee J.	2001	Scopus	Verifying scenarios with time Petri-nets
2	Ohnishi	2002	WoS	The consistency management of scenarios from different viewpoints
3	Nakajima T.	2003	Scopus	Automatic Testing of Embedded Software Based on State-Transition Requirement Specifications
4	Alfonso A.	2004	Scopus	Visual timed event scenarios
5	Tsai	2005	WoS	A robust testing framework for verifying Web services by completeness and consistency analysis
6	Cunning S.J.	2005	Scopus	Automating test generation for discrete event oriented embedded systems
7	Auguston M.	2005	Scopus	Environment behavior models for scenario generation and testing automation
8	Saiedian H.	2005	Scopus	Scenario-based requirements analysis techniques for real-time software systems: A comparative evaluation
9	Alspaugh T.A.	2005	Scopus	Scenarios, state machines and purpose-driven testing
10	Letier E.	2005	Scopus	Monitoring and control in requirements analysis
11	Ohnishi A.	2006	Scopus	Improvement of the correctness of scenarios with rules
12	Alrajeh D.	2006	Scopus	Inferring operational requirements from scenarios and goal models using inductive learning
13	Damas C.	2006	Scopus	Scenarios, goals, and state machines: A win-win partnership for model synthesis
14	Sapna P.G.	2008	Scopus	Automated scenario generation based on UML activity diagrams
15	Some S.S.	2008	Scopus	An approach for supporting system-level test scenarios generation from textual use cases
16	Diallo M.H.	2008	Scopus	Toward architecture evaluation through ontology-based requirements-level scenarios
17	Ghanmi A.	2009	Scopus	A Framework for the design of a military operational supply network
18	Chen Z.	2009	Scopus	An abstract approach to describing scenario-based specifications
19	Gonzalez R.A.	2009	Scopus	Crisis response simulation combining discrete-event and agent-based modeling
20	Mittal S.	2009	Scopus	DEVS/SOA: A Cross-Platform Framework for Net-centric Modeling and Simulation in DEVS Unified Process
21	Zulkernine M.	2009	Scopus	Towards model-based automatic testing of attack scenarios
22	Park J.-Y.	2010	Scopus	A graph-based representation of game scenarios; Methodology for minimizing anomalies in computer game
23	Trinh T.-B.	2010	Scopus	A runtime approach to verify scenario in multi-agent systems
24	Huang Y.-S.	2010	Scopus	Critical scenarios and their identification in parallel railroad level crossing traffic control systems
25	Aceituna	2010	WoS	SQ(2)E: An Approach to Requirements Validation with Scenario Question
26	Huang Y.-S.	2011	Scopus	A simulation-based equipment environment for flexible manufacturing systems
27	Kim	2011	WoS	A Validation Process for Real Time Transactions
28	Stroeve S.H.	2011	Scopus	Contrasting safety assessments of a runway incursion scenario by event sequence analysis versus multi-agent dynamic risk modelling
29	Song I.-G.	2011	Scopus	An approach to identifying causes of implied scenarios using unenforceable orders
30	Dumas X.	2011	Scopus	Application of partial-order methods for the verification of closed-loop SDL systems
31	Li J.	2011	Scopus	Simulation and uniform design-based automatic generation of risk scenarios
32	Li J.	2011	Scopus	Simulation-based automatic generation of risk scenarios
33	Singh S.K.	2012	Scopus	A novel approach for deriving test scenarios and test cases from events
34	Harel D.	2012	Scopus	Behavioral programming
35	Lo D.	2012	Scopus	Scenario-based and value-based specification mining: Better together
36	Waeselynck H.	2012	Scopus	TERMOS: A formal language for scenarios in mobile computing systems
37	Intana A.	2013	Scopus	Adding value to WSN simulation through formal modelling and analysis
38	Maoz S.	2013	Scopus	Counter play-out: Executing unrealizable scenario-based specifications
39	Szimanski F.	2013	Scopus	Improving business process models with agent-based simulation and process mining
40	Brenner C.	2013	Scopus	The scenariotools play-out of modal sequence diagram specifications with environment assumptions

No	F. Authors	Year	Search Engine	Title
41	Abe T.	2013	Scopus	Modeling security threat patterns to derive negative scenarios
42	De Nicola A.	2014	Scopus	A semantics-based approach to generation of emergency management scenario models
43	Rasheed A.	2014	Scopus	Adaptive routing update approach for vanet using local neighbourhood change information
44	Ha S.	2014	Scopus	DEVS-based scenario manager of multibody dynamics simulator for shipbuilding production process (WIP)
45	Wang J.	2014	Scopus	Scenario-based method for business process analysis and improvement in SOA
46	Hu D.	2014	Scopus	Ontology-based scenario modeling and analysis for bank stress testing
47	Simeone D.	2014	Scopus	Operational scenarios simulation to support building design: A hospital design case study
48	Rieke R.	2014	Scopus	Monitoring security compliance of critical processes
49	Moallemi M.	2014	Scopus	Threat modeling for aircraft access to national airspace system wide information management program
50	Intana A.	2015	Scopus	A model-based trace testing approach for validation of formal co-simulation models
51	Muta H.	2015	Scopus	A multi-objective genetic algorithm using intermediate features of simulations
52	Shiota E.	2015	Scopus	A visualization tool for scenario-based software development
53	Jurkiewicz J.	2015	Scopus	Automated events identification in use cases
54	Jun T.	2015	Scopus	Analysis of induced Traffic Alert and Collision Avoidance System collisions in unsegregated airspace using a Colored Petri Net model
55	Goto K.	2015	Scopus	Support of scenario creation by generating event lists from conceptual models
56	Guilly T.L.	2015	Scopus	To Do and Not to Do: Constrained Scenarios for Safe Smart House
57	Bergenthum R.	2015	Scopus	Verification of Scenarios in Petri Nets Using Compact Tokenflows
58	Kim K.	2015	Scopus	Modeling of complex scenarios using LVC simulation
59	White M.	2015	Scopus	Generating Reproducible and Replayable Bug Reports from Android Application Crashes
60	Ko D.	2015	Scopus	Automatic use case flow pattern generation using verb clustering
61	Houser A.	2016	Scopus	A formal approach to modeling and analyzing human taskload in simulated air traffic scenarios
62	Kawazoe H.	2016	Scopus	A test framework for large-scale message broker system for consumer devices
63	Shiota E.	2016	Scopus	Scenario retrieval method using differential scenario
64	Ko D.	2016	Scopus	Suggesting Alternative Scenarios Using Use Case Specification Patterns for Requirement Completeness
65	Bakar N.A.A.	2017	Scopus	A simulation model for crowd evacuation of fire emergency scenario
66	Aslani M.	2017	Scopus	Adaptive traffic signal control with actor-critic methods in a real-world traffic network with different traffic disruption events
67	Bao Y.	2017	Scopus	An object-oriented XML description specification for scenario entity
68	Steinberg S.	2017	Scopus	Distributing scenario-based models: A replicate-and-project approach
69	Cassol V.J.	2017	Scopus	Simulating Crowds in Egress Scenarios
70	Apaolaza A.	2017	Scopus	WevQuery: Testing hypotheses about web interaction patterns
71	Beal J.	2017	Scopus	Self-adaptation to device distribution in the internet of things
72	Saeedloei N.	2017	Scopus	From scenarios to timed automata
73	Jafer S.	2018	Scopus	A framework for rapid configuration of collaborative aviation system-of-systems simulations
74	Zhang T.	2018	Scopus	Correct-by-Construction Implementation of Runtime Monitors Using Stepwise Refinement
75	Li M.	2018	Scopus	An interactive model-driven simulation approach for dynamic behavior analysis in armed conflicts
76	Furfaro A.	2018	Scopus	Cybersecurity compliance analysis as a service: Requirements specification and application scenarios
77	Steinberg S.	2018	Scopus	Efficient distributed execution of multi-component scenario-based models
78	Gritzner D.	2018	Scopus	Synthesizing Executable PLC Code for Robots from Scenario-Based GR(1) Specifications

No	F. Authors	Year	Search Engine	Title
79	Greenyer J.	2018	Scopus	Towards systematic and automatic handling of execution traces associated with scenario-based models
80	Papelis Y.	2018	Scopus	Using event templates to accelerate scenario development in virtual training environments
81	Ami A.S.	2018	Scopus	Mobicommonkey: Context testing of Android apps
82	Anthi E.	2019	Scopus	A Supervised Intrusion Detection System for Smart Home IoT Devices
83	Naweed A.	2019	Scopus	A team drives the train: Human factors in train controller perspectives of the controller-driver dynamic
84	Kuhn T.	2019	Scopus	Automated scenario-based evaluation of embedded software and system architectures
85	Na H.S.	2019	Scopus	Agent-based discrete-event simulation model for no-notice natural disaster evacuation planning
86	Butler M.	2019	Scopus	Behaviour-driven formal model development of the ETCS Hybrid Level 3
87	De Nicola A.	2019	Scopus	Creative design of emergency management scenarios driven by semantics: An application to smart cities
88	Fremont D.J.	2019	Scopus	Scenic: A language for scenario specification and scene generation
89	Greenyer J.	2019	Scopus	Towards Automated Defect Analysis Using Execution Traces of Scenario-Based Models
90	Katz G.	2019	Scopus	On-the-fly construction of composite events in scenario-based modeling using constraint solvers
91	Mozo A.	2019	Scopus	Scalable Prediction of Service-Level Events in Datacenter Infrastructure Using Deep Neural Networks
92	Zhu F.	2019	Scopus	Reusability and composability analysis for an agent-based hierarchical modelling and simulation framework
93	Shah S.A.A.	2019	Scopus	An effective back-off selection technique for reliable beacon reception in VANETs
94	Hejase M.	2020	Scopus	A Methodology for Model-Based Validation of Autonomous Vehicle Systems
95	Paranjape I.	2020	Scopus	A Modular Architecture for Procedural Generation of Towns, Intersections and Scenarios for Testing Autonomous Vehicles
96	Irshad L.	2020	Scopus	Automated generation of fault scenarios to assess potential human errors and functional failures in early design stages
97	Arani M.	2020	Scopus	Scenario-Based Simulation Approach for An Integrated Inventory Blood Supply Chain System
98	Morando L.	2020	Scopus	Social Drone Sharing to Increase the UAV Patrolling Autonomy in Emergency Scenarios
99	Padrah Z.	2021	Scopus	Development and validation of an isa100.11a simulation model for accurate industrial wsn planning and deployment
100	Snook C.	2021	Scopus	Domain-specific scenarios for refinement-based methods

B DEFINITION OF SCENARIO VARIABLES

Table 5: Primary SV definitions

Level	Variable Name	Definition/Use	Subordinate SVs
M	MethodPurpose	To define the target problem domain and specific vision/goal to be solved by utilizing the scenario method. Clearly defines purpose, configures hypotheses containing the assumptions and evidence needed for decision-making, provides information for deciding strategies to improve the effectiveness/efficiency of the method. Also to determine a specific use(s) of scenarios (e.g. predictive (forecasting, what-if), explorative (external, strategic), normative (preserving, transforming))	TargetProblemDomain TargetVisionIntent Hypothesis StrategyTactic Assumption
	SpecMethod	To express the information on the method to develop/specify scenario model used or required in the scenario method. Since SpecMethod produces a specific scenario instance, formality is decided by the semantics and syntax of the outcome. Generally describes the Scenario Modeling Method and Modeling Language and often used at a narrative or draft scenario logic-level.	SpecType SpecSemantics SpecSyntax SpecLanguage SpecFormality
	ExecMethod	To express the information on the method to exercise or execute a developed scenario model. Classified as testing, simulation and training types, and used as the engine or driver required by the formalism and execution environment. Contains data to be considered, such as condition, automation, output, media, and measure.	ExecType ExecDriver ExecCondition ExecAutomation ExecOutput ExecMedia ExecMeasure
St	SuiteMetaData	To store the suite-level metadata containing more than one scenario. Provides an overview of the shared viewpoint of constituent scenarios and events at a macro-level, accessible data, and characteristics (e.g. complexity, scale).	SuiteMetaInformation SuiteScaleComplexity
	SuiteViewpoint	To configure the shared viewpoint, goal/value, and baseline between multiple scenarios. Common category of multiple scenarios are generally decided based on the MethodPurpose of method-level	SuiteGoalValue SuitePerspective SuiteBaselineScenario
	SuiteOntology	To determine the boundary of the scenario method by defining the entity, situation, and factor, etc., utilized (or accessed) by scenario(s) in a suite. Apart from system, infrastructure, and environment, which constitute a complex system, situation and intangible factor in World-of-Interest (WoI) are defined. Depending on the need, Relationship and Entity-Constraint can also be defined.	SystemOntology InfraOntology EnvOntology SituationOntology IntangibleFactorOntology
	SuiteConstituents	To define the pool of scenario constructs constituting the suite. Instead of simply defining the component model, models defined as constituents can be combined or repeatedly reused.	SuiteScenarioPool SuiteEventPool SuiteDataPool
	SuiteInput	To define the inputs shared by multiple scenarios. Since a suite is a unit of sharing a viewpoint, data applied to more than one scenario is used as suite-level input.	SuiteInputConfiguration SuiteInputData SuiteInputModel
	SuiteScenarioComposition	To define the inter-scenario relationship to coherently organize/combine multiple scenarios. Depending on the SpecMethod or MethodPurpose, method to compose scenarios within a suite may differ. The most general method is baseline/expected scenario composition. Can contain many alternative relationships and concurrency may be defined for parallel execution.	InterScenarioAssociation InterScenarioConcurrency

Level	Variable Name	Definition/Use	Subordinate SVs
Scn	ScenarioMetaData	To define a single scenario type and unit. Scenario type is defined differently depending on the application domain. Scenario unit has a strong relation to temporal/geospatial scale.	ScenarioType ScenarioUnit
	ScenarioElements	To define components inside a single scenario. A scenario contains various paths and patterns in a sequence of scenes/events, and describes these data as a whole. Since elements in a scenario are reusable, each element are decomposable. (e.g., complex event -> unit events)	ScenarioParticipant ScenarioScene ScenarioEvent ScenarioInterEventRelationship ScenarioEventTransitionPath ScenarioEventPattern
	ScenarioTarget	To define a target the scenario aims to represent or analyze. Contains information on not only the general behaviors abstracted as events, but also the criticality and anomaly to be validated along with the appropriate scenario-level inputs.	ScenarioTargetBehavior ScenarioTargetCriticality ScenarioTargetAnomaly
	ScenarioInput	To store data on the necessary inputs to specify a scenario. Contains data, model, and variables used in a scenario specification, utilized as event-level parameters.	ScenarioInputConfiguration ScenarioInputParameter ScenarioInputModel
	ScenarioOutput	To store data on the obtained outputs from specifying a scenario. Generally defines how a specified scenario is utilized as other model and data.	ScenarioOutputData ScenarioOutputModel ScenarioIndicatorOracle
	ScenarioCondition	To define the conditions throughout the execution path (e.g., sequence of events (interactions)) of a single scenario. Utilized to define constraint, precondition, and postcondition of a scenario. Depending on the condition, alternative execution path is decided. A scenario can form the boundary condition as exogenous variable type. Can be defined as an invariant when the value needs to be maintained during scenario execution (i.e. hard constraint).	ScenarioConstraintInvariant ScenarioPrecondition ScenarioPostcondition
	ScenarioTemporal	To describe the temporal information needed in a single scenario.	ScenarioTemporalScale ScenarioClock ScenarioTemporalData
	ScenarioGeospatial	To describe the geospatial information needed in a single scenario.	ScenarioGeospatialScale ScenarioGeoLocationType
	ScenarioChange	To describe the change and causes of change that can occur in a single scenario.	ScenarioChangeAttribute
	ScenarioExternalInteraction	To describe other scenarios and external elements that can be interacted from a single scenario perspective.	ScenarioUserInteraction ScenarioEnvInteraction ScenarioInterElementInteraction
	ScenarioUncertainty	To define uncertain or non-deterministic factor a single scenario may encounter during execution. To define the dimensions of uncertainty considered at a scenario level. Describes information on how to identify specific sources of uncertainty and how the uncertainty is manifested. Aims to describe uncertainty in alternative event and event transitions and to enable analysis on the complexity and deviation of scenario.	EventTransitionUncertainty ScenarioEnvUncertainty
Evn	EventMetaData	To store the event type/classification and event metatdata. EventMetaData may be determined by ScenarioMetaData or ScenarioInput. Manages data on concrete source (and variable type) of event and occurrence frequency.	EventType EventSource EventFrequency
	EventInput	To describe the required inputs for a single event definition or specification. Because data or model corresponding to EventInput configure event-level property, generally input specific information of behavior as a parameter type.	EventInputParameter EventInputModel
	EventOutput	To define the expected output and product from a single event execution/occurrence.	EventOutputData EventExecutionLog

Level	Variable Name	Definition/Use	Subordinate SVs
	EventCondition	To define a single event occurrence and conditions for event transition.	EventConstraint EventPrecondition EventPostcondition EventInvariant
	EventBehavioral	To describe behavioral information of an event by specifying an actor and action(s).	EventActor EventAction EventOccurrenceMeasure EventHandler
	EventInteraction	To express the event behavior and message included in the communication. Unlike EventBehavioral variable, which defines the behavior of a single actor, EventInteraction defines properties of EventNode involved by more than one Scenario Participants.	EventCommAction EventCommMessage
	EventTemporal	To describe the temporal information needed in a single event.	EventTemporalData EventSynchronization
	EventGeospatial	To describe the geospatial information needed in a single event.	EventGeospatialData
	EventUncertainty	To describe the uncertainty to be considered for a single event occurrence or transition. Uncertainty is classified based on the source to types such as occurrence, participant/entity, communication, human-induced, and environment.	OccurrenceUncertainty ParticipantUncertainty CommunicationUncertainty HumanUncertainty EventEnvUncertainty