

Semi-inclusive Diffractive Deep Inelastic Scattering at Small- x

Yoshitaka Hatta,^{1,2} Bo-Wen Xiao,³ and Feng Yuan⁴

¹*Physics Department, Building 510A, Brookhaven National Laboratory, Upton, NY 11973, USA*

²*RIKEN BNL Research Center, Brookhaven National Laboratory, Upton, New York 11973, USA*

³*School of Science and Engineering, The Chinese University of Hong Kong, Shenzhen 518172, China*

⁴*Nuclear Science Division, Lawrence Berkeley National Laboratory, Berkeley, CA 94720, USA*

Inspired by a recent study of Iancu, Mueller and Triantafyllopoulos [1] and earlier papers by Golec-Biernat and Wusthoff [2, 3], we propose semi-inclusive diffractive deep inelastic scattering (SIDDIS) to investigate the gluon tomography in the nucleon and nuclei at small- x . The relevant diffractive quark and gluon parton distribution functions (DPDF) can be computed in terms of the color dipole S-matrices in the fundamental and adjoint representations, respectively. Novel correlations from the gluon tomography in the dipole S-matrix can be experimentally studied through the DPDFs in these processes at the future electron-ion collider (EIC).

I. INTRODUCTION

Nucleon tomography in terms of various ‘multi-dimensional’ parton distribution functions is one of the ultimate goals of the current and future facilities in high energy nuclear and particle physics [4–6]. These include the transverse momentum dependent distributions (TMDs) and the generalized parton distributions (GPDs) which provide different perspectives of the internal structure of hadrons and nuclei. The so-called quantum phase space Wigner distributions [7, 8] of partons are regarded as the mother distributions since they ingeniously encode the complete information about how partons are distributed both in position and momentum spaces.

At small- x in the gluon saturation regime, the gluon Wigner distribution is intimately connected to the well-known color dipole S-matrix in the Color-Glass-Condensate (CGC) formalism [9–13] which has been a subject of intensive study in the last few decades [14, 15]. In Ref. [16], it was suggested that the diffractive dijet production in ep/eA collisions [16–21] may provide a direct probe of the gluon Wigner distribution. Very recently, Iancu, Mueller and Triantafyllopoulos [1] have considered an additional semi-hard gluon radiation to this process, or ‘trijet’ production. A remarkable feature is that the leading dijet can have much larger transverse momentum than the saturation momentum Q_s , yet, the process is still sensitive to gluon saturation due to the third jet whose transverse momentum is of the order of Q_s . Another remarkable feature is that the calculated cross section factorizes in terms of the gluon PDF of the ‘Pomeron’, or equivalently, as we shall see, the gluon diffractive parton distribution function (DPDF). The DPDFs are important ingredients for the QCD factorization of diffractive hard processes [22–24], see, a recent phenomenology study [25] and reference therein. The DPDFs have also been extracted from the diffractive structure function calculations in the dipole formalism in an earlier paper [3].

Following these developments, in this paper we will further demonstrate that the semi-inclusive diffractive DIS (SIDDIS), see Fig. 1, can provide a unique perspective

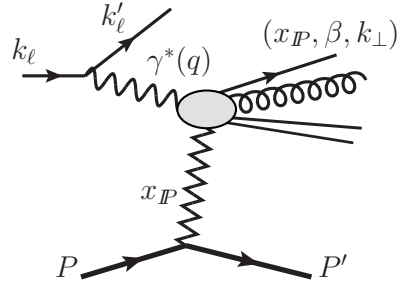


FIG. 1. Semi-inclusive diffractive DIS process, where the diffractive parton distributions of quark and gluon can be measured through final state particles, including hadron/jet productions. Incoming proton with momentum P diffractively scatters into final state nucleon with momentum P' and deposits a longitudinal momentum fraction of x_P into hard interaction with the virtual photon. The usual Bjorken x is defined as $x_B = \beta x_P$ for inclusive diffractive DIS.

of gluon tomography at small- x , where the quark and gluon DPDFs can be systematically computed from the operator definitions consistent with the QCD factorization [22] in the dipole formalism. This opens up new opportunities to investigate the gluon Wigner distribution and gluon saturation at the future electron-ion collider (EIC). More importantly, the QCD factorization results in terms of DPDFs are consistent with the CGC calculations in the kinematics that both apply.

Compared to the usual semi-inclusive DIS (SIDIS) [26–28], the diffractive process requires a large rapidity gap, $Y_P \sim \ln(1/x_P) \gg 1$ with small x_P considered here, between the nucleon remnant and the hard interaction part, which can be easily identified in experiment. Combining the methods applied in the QCD factorization for SIDIS (see, e.g., [29]) and hard diffractive processes [22], we expect that the QCD factorization for the SIDDIS is also valid, and we can safely extract the relevant DPDFs from the experiment. For the transverse momentum dependent observables, we will need the TMD fragmentation function and the associated soft factor as well, which

can be defined accordingly. Integrating over the transverse momentum will lead to a collinear factorization for SIDDIS, where the soft factor does not contribute.

Study of hard diffractive process has a long history. Theoretically, there are three different approaches based on QCD factorization framework. For inclusive hard diffractive process, there is a collinear factorization in terms of the DPDFs. In the CGC approach, all diffractive processes can be described by the dipole scattering amplitudes [2, 30–32]. Meanwhile, there is also a generalized parton distribution (GPD) [33–35] approach to describe the hard exclusive processes [4, 6, 33–40], including deeply virtual Compton scattering (DVCS). The consistency between the collinear GPD formalism and the CGC/dipole formalism has been shown for the DVCS process at small- x [41]. The investigation of SIDDIS in this paper extends this consistency and provides a unified method which connects all the above mentioned approaches. Our discussions below are limited to the so-called coherent diffractive processes. But, this can be extended to the in-coherent diffractive processes as well.

II. DIFFRACTIVE PDFS FROM DIPOLE AMPLITUDE AT SMALL- x

It has been shown that, at small- x , the quark and gluon TMD distribution functions are directly related to the color dipole S-matrix in the CGC formalism [10–12, 42–46]. In this section, we use the same method to establish the connection between the DPDFs and the color dipole. The result in the gluon case is equivalent, up to the normalization factor, to the ‘unintegrated gluon distribution of the Pomeron’ calculated in Ref. [1].

Let us begin with the standard definition of the quark DPDF [23] generalized to include the transverse momentum (k_\perp) dependence

$$2E_{P'} \frac{df_q^D(x, k_\perp; x_{\mathcal{P}}, t)}{d^3 P'} = \int \frac{d\xi^- d^2 \xi_\perp}{2(2\pi)^6} e^{-ix\xi^- P^+ + i\vec{\xi}_\perp \cdot \vec{k}_\perp} \times \langle PS | \bar{\psi}(\xi) \mathcal{L}_n^\dagger(\xi) \gamma^+ | P' X \rangle \langle P' X | \mathcal{L}_n(0) \psi(0) | PS \rangle, \quad (1)$$

where the future pointing gauge link in the fundamental representation of QCD is defined as $\mathcal{L}_n(\xi) \equiv \exp(-ig \int_0^\infty d\lambda v \cdot A(\lambda n + \xi))$. Here, n represents a light-cone vector conjugate to the nucleon momentum $n^2 = 0$ and $n \cdot P = 1$. The final state nucleon carries momentum $P' = P + \Delta$ with $t = \Delta^2$. $x_{\mathcal{P}} = n \cdot (P - P')$ is the momentum fraction of the incoming nucleon carried by the Pomeron. We introduce the momentum fraction of the Pomeron carried by the quark $\beta = x/x_{\mathcal{P}}$. Integrating over k_\perp , we recover the collinear quark DPDF.

Just like usual TMDs, the naive definition (2) contains end-point singularities at higher orders which will be cured by the soft factor subtraction. In the following, we will neglect such higher order effects. We also mention that (2) is similar to, but different from the generalized transverse momentum dependent parton distribution (GTMD) [47] or the Wigner distribution [8]. In

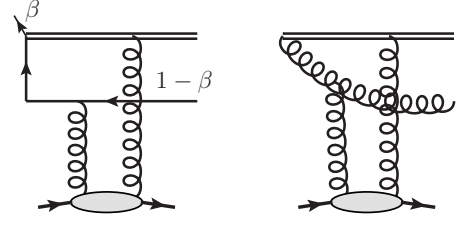


FIG. 2. The typical Feynman diagrams for the Diffractive quark (left) and gluon (right) distribution functions computed from the dipole amplitudes at small- x .

particular, the GTMD appears in the amplitude for the exclusive process, whereas the TMD DPDF appears in the cross section for semi-inclusive diffractive processes. However, there exist strong connections between them, as we will show below.

Similarly, we can define the gluon TMD DPDF

$$2E_{P'} \frac{df_g^D(x, k_\perp; x_{\mathcal{P}}, t)}{d^3 P'} = \int \frac{d\xi^- d^2 \xi_\perp}{x P^+ (2\pi)^6} e^{-ix\xi^- P^+ + i\vec{\xi}_\perp \cdot \vec{k}_\perp} \times \langle PS | F^{+\mu}(\xi) \mathcal{L}_n^\dagger(\xi) \gamma^+ | P' X \rangle \langle P' X | \mathcal{L}_n(0) F_\mu^+(0) | PS \rangle \quad (2)$$

where the gauge link is in the adjoint representation.

The main goal of our paper is to compute the quark and gluon DPDFs in the CGC framework. The typical Feynman diagrams are shown in Fig. 2, where the double lines represent gauge links. Calculating the left diagram of Fig. 2, we find the following result,

$$x \frac{df_q^D(\beta, k_\perp; x_{\mathcal{P}})}{dY_{\mathcal{P}} dt} = \int d^2 k_{1\perp} d^2 k_{2\perp} \mathcal{F}_{x_{\mathcal{P}}}(k_{1\perp}, \Delta_\perp) \times \mathcal{F}_{x_{\mathcal{P}}}(k_{2\perp}, \Delta_\perp) \frac{N_c \beta}{2\pi} \mathcal{T}_q(k_\perp, k_{1\perp}, k_{2\perp}) \quad (3)$$

for the quark DPDF at small- x . \mathcal{T}_q represents the sum of four terms $\mathcal{T}_q \equiv T_q(k_\perp, k_{1\perp}, k_{2\perp}) - T_q(k_\perp, 0, k_{2\perp}) - T_q(k_\perp, k_{1\perp}, 0) + T_q(k_\perp, 0, 0)$ where

$$T_q(k_\perp, k_{1\perp}, k_{2\perp}) = \frac{k'_{1\perp} \cdot k'_{2\perp} k_\perp^2}{[\beta k_\perp^2 + (1-\beta)k_{1\perp}^2][\beta k_\perp^2 + (1-\beta)k_{2\perp}^2]}, \quad (4)$$

with $k'_{i\perp} = k_\perp - k_{i\perp}$. $\mathcal{F}_{x_{\mathcal{P}}}(k_{i\perp}, \Delta_\perp)$ is the Fourier transform of the dipole S-matrix in the fundamental representation,

$$\mathcal{F}_x(q_\perp, \Delta_\perp) = \int \frac{d^2 b_\perp d^2 r_\perp}{(2\pi)^4} e^{iq_\perp \cdot r_\perp + i\Delta_\perp \cdot b_\perp} \times \frac{1}{N_c} \left\langle \text{Tr} \left[U \left(b_\perp + \frac{r_\perp}{2} \right) U^\dagger \left(b_\perp - \frac{r_\perp}{2} \right) \right] \right\rangle_x. \quad (5)$$

Similarly, the diffractive gluon DPDF is represented by the right diagram in Fig. 2 and reads

$$x \frac{df_g^D(\beta, k_\perp; x_{\mathcal{P}})}{dY_{\mathcal{P}} dt} = \int d^2 k_{1\perp} d^2 k_{2\perp} \mathcal{G}_{x_{\mathcal{P}}}(k_{1\perp}, \Delta_\perp) \times \mathcal{G}_{x_{\mathcal{P}}}(k_{2\perp}, \Delta_\perp) \frac{N_c^2 - 1}{\pi(1-\beta)} \mathcal{T}_g(k_\perp, k_{1\perp}, k_{2\perp}), \quad (6)$$

where we again defined $\mathcal{T}_g \equiv T_g(k_\perp, k_{1\perp}, k_{2\perp}) - T_g(k_\perp, 0, k_{2\perp}) - T_g(k_\perp, k_{1\perp}, 0) + T_g(k_\perp, 0, 0)$ with

$$\begin{aligned} T_g(k_\perp, k_{1\perp}, k_{2\perp}) &= \frac{1}{[\beta k_\perp^2 + (1-\beta)k_{1\perp}^2]} \\ &\times \frac{1}{[\beta k_\perp^2 + (1-\beta)k_{2\perp}^2]} \left[\beta(1-\beta)k_\perp^2 \frac{k_{1\perp}^2 + k_{2\perp}^2}{2} \right. \\ &\left. + (1-\beta)^2(k'_{1\perp} \cdot k'_{2\perp})^2 + \beta^2 \frac{(k_\perp^2)^2}{2} \right]. \end{aligned} \quad (7)$$

The *gluon* dipole S-matrix is defined as

$$\begin{aligned} \mathcal{G}_x(q_\perp, \Delta_\perp) &= \int \frac{d^2 b_\perp d^2 r_\perp}{(2\pi)^4} e^{iq_\perp \cdot r_\perp + i\Delta_\perp \cdot b_\perp} \\ &\times \frac{1}{N_c^2 - 1} \left\langle \text{Tr} \left[\tilde{U} \left(b_\perp + \frac{r_\perp}{2} \right) \tilde{U}^\dagger \left(b_\perp - \frac{r_\perp}{2} \right) \right] \right\rangle_x, \end{aligned} \quad (8)$$

where \tilde{U} is the same Wilson line but in the adjoint representation.

The above DPDFs can be applied in the semi-inclusive diffractive processes of Fig. 1, and they present the consistent results with the direct calculations of the differential cross section in the CGC formalism. For example, the quark production in the diffractive DIS can be computed from the amplitude $\gamma^* p \rightarrow q\bar{q}p'$, where the virtual photon with virtuality Q splits into a quark-antiquark pair and goes through diffractive interaction with the nucleon target, see, e.g., [16]. The differential cross section for the quark production can be derived by integrating out the phase space of the antiquark. Applying the same technique as that in [43], this will lead to a consistent result as that in terms of the above quark DPDF, where the differential cross section can be written as

$$\frac{d\sigma^{\text{SIDDIS}}(\ell p \rightarrow \ell' p' q X)}{dx_B dy d^2 k_\perp dY_{\mathcal{P}} dt} = \sigma_0 x_B \frac{df_q^D(\beta, k_\perp; x_{\mathcal{P}})}{dY_{\mathcal{P}} dt}, \quad (9)$$

at this order and additional soft factor will be needed at higher orders. In the above, $\sigma_0 = \frac{4\pi\alpha_{em}^2 S_{ep}}{Q^4} \left(1 - y + \frac{y^2}{2}\right)$ with usual DIS variables defined as $x_B = Q^2/2P \cdot q$, $y = q \cdot P/k_\ell \cdot P$ and $S_{ep} = (k_\ell + P)^2$ the center of mass energy squared of incoming lepton and nucleon.

The quark and gluon dipole S-matrices may contain nontrivial correlations between Δ_\perp and k_\perp with observable consequences. Especially, if these correlations depend on the nucleon spin, they will open up new opportunities to explore spin-orbital correlations inside hadrons,

- The $\cos(2\phi)$ correlation [16] between Δ_\perp and $k_{i\perp}$ in the dipole S-matrix results in a similar correlation between k_\perp and Δ_\perp in the DPDFs. This can be observed experimentally as $\cos 2\phi$ and higher order azimuthal asymmetries between the recoiling proton and observed hadrons in SIDDIS in Fig. 1. Previously, such asymmetries have been studied in exclusive processes [16, 21].
- For non-diffractive processes, the leading order TMDs contain correlations between the transverse

momentum and the polarizations of the parton and/or the nucleon states [26–28]. Extending these parameterizations to the DPDFs will provide a unique perspective of the hadron tomography. For example, it has been shown that the TMD quark and gluon Sivers functions at small- x are related to the spin-dependent odderon [48–52]. It is interesting to explore how the diffractive Sivers functions arise from the spin-dependent dipole S-matrix.

In addition, the gluon GPDs can be expressed in terms of the dipole amplitudes [41]: $H_g(x_{\mathcal{P}}, \Delta_\perp) = \frac{2N_c}{\alpha_s} \int d^2 q_\perp q_\perp^2 \mathcal{F}_{x_{\mathcal{P}}}(q_\perp, \Delta_\perp) = \frac{N_c^2 - 1}{N_c \alpha_s} \int d^2 q_\perp q_\perp^2 \mathcal{G}_{x_{\mathcal{P}}}(q_\perp, \Delta_\perp)$, where we have set the skewness parameter in the GPD $\xi = x_{\mathcal{P}}$. Therefore, we can rewrite the DPDFs in terms of the gluon GPD as well. In particular, for large transverse momentum DPDFs, we have

$$x \frac{df_{q,g}^D(\beta, k_\perp; x_{\mathcal{P}})}{dY_{\mathcal{P}} dt} \Big|_{k_\perp \gg Q_s} = \frac{\alpha_s^2 \mathcal{C}_{q,g}}{2\pi k_\perp^4} (H_g(x_{\mathcal{P}}, \Delta_\perp))^2, \quad (10)$$

where $\mathcal{C}_q = \beta^3(1-\beta)^2$ and $\mathcal{C}_g = (1+2\beta)^2(1-\beta)^3 N_c^2 / (N_c^2 - 1)$. This builds an interesting connection between hard diffractive processes and the GPD physics. In addition, the $1/k_\perp^4$ power behavior is very different from that of the non-diffractive quark and gluon TMDs [43, 46] which behave as $1/k_\perp^2$ at large- k_\perp leading to logarithmically divergent k_\perp integrals.

III. UNPOLARIZED DPDFS IN A SATURATION MODEL

Here, we consider the kinematics of zero momentum transfer from the target ($\Delta_\perp = 0$) and investigate the β -dependence of DPDFs $f_{q,g}^D$ in detail. To illustrate that, we evaluate the $k_{i\perp}$ integrals in (3) and (6) numerically assuming a simple Gaussian form for the color dipole

$$\mathcal{F}_{x_{\mathcal{P}}}(k_{i\perp}) = \frac{S_\perp}{(2\pi)^2} \frac{1}{\pi Q_s^2} e^{-k_{i\perp}^2/Q_s^2}, \quad (11)$$

where the (quark) saturation scale Q_s depends on $x_{\mathcal{P}}$ and S_\perp represents the transverse area of the target. The same parameterization will be used for the gluon dipole $\mathcal{G}_{x_{\mathcal{P}}}(k_{i\perp})$ but with the saturation momentum for the adjoint representation Q_{as} . They are related as $Q_{as}^2 = \frac{C_A}{C_F} Q_s^2 \approx 2Q_s^2$. With these assumptions, we find that the DPDFs depend on the ratios k_\perp/Q_s and k_\perp/Q_{as} for the quark and gluon distributions, respectively,

$$x \frac{df_{q,g}^D(\beta, k_\perp; x_{\mathcal{P}})}{dY_{\mathcal{P}} dt} = \mathcal{N}_{q,g} D_{q,g} \left(\beta, \frac{k_\perp}{Q_{s,as}} \right), \quad (12)$$

where $\mathcal{N}_q = S_\perp^2 N_c / (2\pi)^5$ and $\mathcal{N}_g = S_\perp^2 2(N_c^2 - 1) / (2\pi)^5$. For ordinary TMDs, relations like (12) exhibit the phenomenon of geometric scaling, namely, distributions

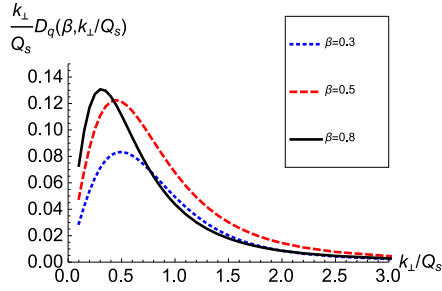


FIG. 3. The transverse momentum dependence of the quark diffractive distribution for different values of $\beta = 0.3, 0.5, 0.8$, respectively, plotted as functions of k_{\perp}/Q_s , see, Eq. (12).

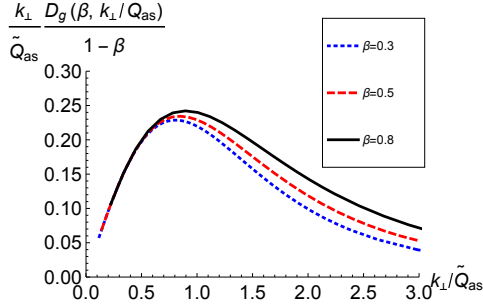


FIG. 4. Same as Fig. 3 for the gluon. Here, we plot $\frac{k_{\perp}}{Q_{as}} \frac{D(\beta, k_{\perp}/Q_{as})}{1-\beta}$ as functions of k_{\perp}/Q_{as} for $\beta = 0.3, 0.5, 0.8$ (blue, red, black curves), respectively, where $\tilde{Q}_{as}^2 = (1 - \beta)Q_{as}^2$.

$f(x, k_{\perp})$ depend on k_{\perp} and x only through the ratio $k_{\perp}/Q_s(x)$. However, in the present problem there is an extra factor β which complicates this interpretation. In Fig. 3, we show the quark DPDF $D_q(\beta, k_{\perp}/Q_s)$ as functions of k_{\perp}/Q_s for different values of β . The strong falloff at large k_{\perp} confirms the above power counting analysis. On the other hand, the shape and magnitude of these curves strongly depend on β .

Nonetheless, the authors of Ref. [1] have observed that the DPDFs do exhibit geometric scaling if it is expressed in terms of the modified saturation momentum $\tilde{Q}_{(a)s}^2 \equiv (1 - \beta)Q_{(a)s}^2$. A simple explanation within our approach is to look at the denominator of (4) and (7)

$$\frac{1}{k_{\perp}^2 + (1 - \beta)k_{i\perp}^2 - 2(1 - \beta)k_{i\perp} \cdot k_{\perp}}, \quad (13)$$

and noting that, typically, $k_{i\perp} \sim Q_{(a)s}$. When $1 - \beta$ is order unity, the characteristic value of k_{\perp} is $k_{i\perp} \sim Q_{(a)s}$ such that the scaling geometric variable is $k_{\perp}/Q_{(a)s}$. However, when $1 - \beta$ becomes very small, (13) is power suppressed when $k_{\perp}^2 \gtrsim (1 - \beta)k_{i\perp}^2 \sim (1 - \beta)Q_{as}^2 = \tilde{Q}_{(a)s}^2$. Thus the k_{\perp} -distribution is effectively limited to $k_{\perp} \lesssim \tilde{Q}_{(a)s}$ and the scaling variable becomes $k_{\perp}/\tilde{Q}_{(a)s}$.

To corroborate the above argument, in Fig. 4 we plot

D_g as a function of k_{\perp}/\tilde{Q}_{as} for the same three values of β as in Fig. 3. We divided the results by the common prefactor $1 - \beta$ which naturally arises from the large- β analysis (see below). The three curves now agree very well with each other and are peaked around the modified saturation momentum $k_{\perp} = \tilde{Q}_{as}$, in agreement with [1].

We further integrate out k_{\perp} to derive the integrated DPDFs and compare to previous results [1, 3]. Within the Gaussian approximation for the dipole amplitudes, we can write

$$x \frac{d f_{q,g}^D(\beta; x_P)}{dY_P dt} = \mathcal{N}_{q,g} 2\pi \mathcal{D}_{q,g}(\beta) Q_{s,as}^2. \quad (14)$$

In Fig. 5, we show the numerical results for $\mathcal{D}_{q,g}(\beta)$. In order to understand the different behaviors in the quark and gluon cases, below we will derive some analytic results around the endpoint regions $\beta = 0$ and $\beta = 1$. This also helps to provide simple approximate expressions for the functions $\mathcal{D}_{q,g}(\beta)$ in the whole kinematic interval $0 \leq \beta \leq 1$,

$$\mathcal{D}_q(\beta) = (b_1 + b_2(1 - \beta)) \beta(1 - \beta), \quad (15)$$

$$\mathcal{D}_g(\beta) = (a_0 + a_1\beta)(1 - \beta)^2, \quad (16)$$

with $b_1 = \frac{3\pi^2}{16} - 1$, $b_2 = \frac{20-3\pi^2}{16}$, $a_0 = \frac{\ln(2)}{2}$ and $a_1 = \frac{45\pi^2 - 272}{256} - \frac{\ln(2)}{2}$. These parameters are determined by the end point behaviors. When $\beta = 0$, by averaging over the azimuthal angles of $k_{1\perp}$ and $k_{2\perp}$ in Eq. (3,6), we find

$$\mathcal{T}_q|_{\beta \rightarrow 0} = \Theta(k_{1\perp} - k_{\perp}) \times \Theta(k_{2\perp} - k_{\perp}), \quad (17)$$

$$\begin{aligned} \mathcal{T}_g|_{\beta \rightarrow 0} &= \frac{1}{8k_{\perp}^4} (k_{\perp}^2 + k_{1\perp}^2 + (k_{\perp}^2 - k_{1\perp}^2)\text{Sign}(k_{1\perp} - k_{\perp})) \\ &\times (k_{\perp}^2 + k_{2\perp}^2 + (k_{\perp}^2 - k_{2\perp}^2)\text{Sign}(k_{2\perp} - k_{\perp})). \end{aligned} \quad (18)$$

The subsequent integrals can be done analytically and this fixes the values of $b_1 + b_2$ and a_0 .

On the other hand, the behavior near $\beta \rightarrow 1$ is much more complicated. The integrand of Eq. (3) vanishes if we set $\beta = 1$ naively. In order to obtain the correct leading behavior in $1 - \beta$, we first make the rescaling $\tilde{k}_{i\perp} = \sqrt{1 - \beta}k_{i\perp}$ after which k_{\perp} and $\tilde{k}_{i\perp}$ become comparable (see the argument around (13)). We then expand the integrand $\mathcal{T}_{q,g}(k, k_{1\perp}, k_{2\perp})$ around $\beta = 1$,

$$\mathcal{T}_q|_{\beta \rightarrow 1} = \frac{\tilde{k}_{1\perp}^2(2k_{\perp}^2 + \tilde{k}_{1\perp}^2) \tilde{k}_{2\perp}^2(2k_{\perp}^2 + \tilde{k}_{2\perp}^2)}{(k_{\perp}^2 + \tilde{k}_{1\perp}^2)^2 (k_{\perp}^2 + \tilde{k}_{2\perp}^2)^2}, \quad (19)$$

$$\begin{aligned} \mathcal{T}_g|_{\beta \rightarrow 1} &= \frac{(1 - \beta)^2 \tilde{k}_{1\perp}^2(3k_{\perp}^4 + 3k_{\perp}^2 \tilde{k}_{1\perp}^2 + \tilde{k}_{1\perp}^4)}{2 (k_{\perp}^2 + \tilde{k}_{1\perp}^2)^3} \\ &\times \frac{\tilde{k}_{2\perp}^2(3k_{\perp}^4 + 3k_{\perp}^2 \tilde{k}_{2\perp}^2 + \tilde{k}_{2\perp}^4)}{(k_{\perp}^2 + \tilde{k}_{2\perp}^2)^3}. \end{aligned} \quad (20)$$

The remaining integrals over $\tilde{k}_{i\perp}$ and k_{\perp} can be performed analytically. An overall factor of $1 - \beta$ comes from the final integral $\int d^2 k_{\perp} \sim \tilde{Q}_s^2 = (1 - \beta)Q_s^2$, and the parameters b_1 and $a_0 + a_1$ can be read off from the coefficients.

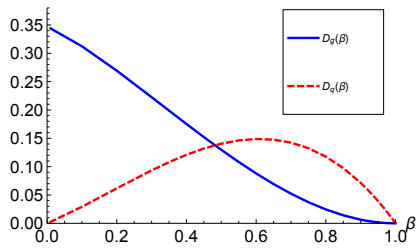


FIG. 5. The integrated quark and gluon diffractive distribution functions as functions of β . Relative sizes between these two depend on additional factors, see, Eq. (14).

The gluon DPDF can be compared to [1], where the quadratic behavior $(1 - \beta)^2$ and the coefficient a_0 are in agreement, but $a_0 + a_1$ is new. Compared to [3], our result for the quark agrees with theirs, whereas there is a factor 2 difference for the gluon case due to an inconsistent parameterization of the dipole amplitude in the adjoint representation in [2], see also the discussions in [31].

The above results can be regarded as inputs for the DPDFs at the initial scale $\mu = Q_{s,as}$. To describe the hard diffractive processes, they will be evolved to the relevant scales following the usual DGLAP equations [22]. They have also been extracted from the HERA experiments [53–55], where the shapes and magnitudes are in a remarkable agreement with our results. In particular, the ratio between total momentum fractions carried by quarks and gluons, $\frac{2N_f \int d\beta x f_q^D(\beta; x_{\mathcal{P}})}{\int d\beta x f_g^D(\beta; x_{\mathcal{P}})} \approx 0.33$ with $N_f = 3$, is very close to that determined by the ZEUS Collaboration [56]. Additional difference can be explained by the evolution effect from Q_s to the scales used there. It is interesting to further notice that the total momentum fraction is normalized,

$$\int d\beta x \left[\frac{2N_f df_q^D(\beta; x_{\mathcal{P}})}{dY_{\mathcal{P}} dt} + \frac{df_g^D(\beta; x_{\mathcal{P}})}{dY_{\mathcal{P}} dt} \right] \approx \frac{S_{\perp}^2}{(2\pi)^3} Q_s^2, \quad (21)$$

where we have applied $Q_{as}^2/Q_s^2 \approx C_A/C_F$. The above

factor can be regarded as the Pomeron flux factor [3].

IV. CONCLUSION

In summary, we have established a connection between the QCD factorization for hard diffractive processes and the small- x CGC formalism by computing the diffractive PDFs in terms of the dipole S-matrices. The transverse momentum dependent DPDFs can be studied in semi-inclusive diffractive DIS processes. The integrated DPDFs have been evaluated with a Gaussian assumption for the dipole S-matrix. These results can be regarded as inputs at the initial scale for collinear QCD factorizations applied to all other hard diffractive processes. This provides a powerful tool to unify different frameworks at small- x .

We have briefly commented on the nontrivial correlation between the momentum transfer Δ_{\perp} and the parton transverse momentum k_{\perp} in the DPDFs, which can be measured at the future EIC. Further investigations are needed to demonstrate how these correlations arise from the correlations in the dipole amplitude between Δ_{\perp} and $k_{i\perp}$ in Eqs. (3,6). This will provide a measurable way to explore the gluon tomography at small- x . Especially, if these correlations depend on the nucleon spin, it will open new opportunities to explore the spin-orbital correlations inside a hadron. It may lead to a complementary method to investigate the gluon orbital angular momentum contribution to the proton spin, as compared to the proposals of exclusive processes in the literature for this purpose [57–61]. We will come back to these questions in a future publication.

Acknowledgments: We thank Edmond Iancu and Al Mueller for discussions. This material is based upon work supported by the LDRD programs of LBNL and Brookhaven Science Associates, and by the U.S. Department of Energy, Office of Science, Office of Nuclear Physics, under contract numbers DE-AC02-05CH11231 and DE-SC0012704. This work is also supported by the National Natural Science Foundations of China under Grant No. 11675093, No. 11575070.

-
- [1] E. Iancu, A. H. Mueller and D. N. Triantafyllopoulos, [arXiv:2112.06353 [hep-ph]].
- [2] K. J. Golec-Biernat and M. Wusthoff, Phys. Rev. D **60**, 114023 (1999) doi:10.1103/PhysRevD.60.114023 [arXiv:hep-ph/9903358 [hep-ph]].
- [3] K. J. Golec-Biernat and M. Wusthoff, Eur. Phys. J. C **20**, 313-321 (2001) doi:10.1007/s100520100661 [arXiv:hep-ph/0102093 [hep-ph]].
- [4] D. Boer, M. Diehl, R. Milner, R. Venugopalan, W. Vogelsang, D. Kaplan, H. Montgomery, S. Vigdor, A. Accardi and E. C. Aschenauer, *et al.* [arXiv:1108.1713 [nucl-th]].
- [5] J. L. Abelleira Fernandez *et al.* [LHeC Study Group], J. Phys. G **39**, 075001 (2012) doi:10.1088/0954-3899/39/7/075001 [arXiv:1206.2913 [physics.acc-ph]].
- [6] A. Accardi, J. L. Albacete, M. Anselmino, N. Armesto, E. C. Aschenauer, A. Bacchetta, D. Boer, W. K. Brooks, T. Burton and N. B. Chang, *et al.* Eur. Phys. J. A **52**, no.9, 268 (2016) doi:10.1140/epja/i2016-16268-9 [arXiv:1212.1701 [nucl-ex]].
- [7] X. d. Ji, Phys. Rev. Lett. **91**, 062001 (2003) doi:10.1103/PhysRevLett.91.062001 [arXiv:hep-ph/0304037 [hep-ph]].
- [8] A. V. Belitsky, X. d. Ji and F. Yuan, Phys. Rev. D **69**, 074014 (2004) doi:10.1103/PhysRevD.69.074014 [arXiv:hep-ph/0307383 [hep-ph]].
- [9] A. H. Mueller, Nucl. Phys. B **415**, 373-385 (1994)

- doi:10.1016/0550-3213(94)90116-3
- [10] A. H. Mueller, Nucl. Phys. B **558**, 285-303 (1999) doi:10.1016/S0550-3213(99)00394-6 [arXiv:hep-ph/9904404 [hep-ph]].
- [11] L. D. McLerran and R. Venugopalan, Phys. Rev. D **49**, 2233-2241 (1994) doi:10.1103/PhysRevD.49.2233 [arXiv:hep-ph/9309289 [hep-ph]].
- [12] L. D. McLerran and R. Venugopalan, Phys. Rev. D **49**, 3352-3355 (1994) doi:10.1103/PhysRevD.49.3352 [arXiv:hep-ph/9311205 [hep-ph]].
- [13] L. D. McLerran and R. Venugopalan, Phys. Rev. D **50**, 2225-2233 (1994) doi:10.1103/PhysRevD.50.2225 [arXiv:hep-ph/9402335 [hep-ph]].
- [14] F. Gelis, E. Iancu, J. Jalilian-Marian and R. Venugopalan, Ann. Rev. Nucl. Part. Sci. **60**, 463-489 (2010) doi:10.1146/annurev.nucl.010909.083629 [arXiv:1002.0333 [hep-ph]].
- [15] Y. V. Kovchegov and E. Levin, Camb. Monogr. Part. Phys. Nucl. Phys. Cosmol. **33**, 1-350 (2012) doi:10.1017/CBO9781139022187
- [16] Y. Hatta, B. W. Xiao and F. Yuan, Phys. Rev. Lett. **116**, no.20, 202301 (2016) doi:10.1103/PhysRevLett.116.202301 [arXiv:1601.01585 [hep-ph]].
- [17] T. Altinoluk, N. Armesto, G. Beuf and A. H. Rezaeian, Phys. Lett. B **758**, 373-383 (2016) doi:10.1016/j.physletb.2016.05.032 [arXiv:1511.07452 [hep-ph]].
- [18] J. Zhou, Phys. Rev. D **94**, no.11, 114017 (2016) doi:10.1103/PhysRevD.94.114017 [arXiv:1611.02397 [hep-ph]].
- [19] Y. Hagiwara, Y. Hatta, R. Pasechnik, M. Tasevsky and O. Teryaev, Phys. Rev. D **96**, no.3, 034009 (2017) doi:10.1103/PhysRevD.96.034009 [arXiv:1706.01765 [hep-ph]].
- [20] H. Mäntysaari, N. Mueller and B. Schenke, Phys. Rev. D **99**, no.7, 074004 (2019) doi:10.1103/PhysRevD.99.074004 [arXiv:1902.05087 [hep-ph]].
- [21] H. Mäntysaari, N. Mueller, F. Salazar and B. Schenke, Phys. Rev. Lett. **124**, no.11, 112301 (2020) doi:10.1103/PhysRevLett.124.112301 [arXiv:1912.05586 [nucl-th]].
- [22] J. C. Collins, Phys. Rev. D **57**, 3051-3056 (1998) [erratum: Phys. Rev. D **61**, 019902 (2000)] doi:10.1103/PhysRevD.61.019902 [arXiv:hep-ph/9709499 [hep-ph]].
- [23] A. Berera and D. E. Soper, Phys. Rev. D **53**, 6162-6179 (1996) doi:10.1103/PhysRevD.53.6162 [arXiv:hep-ph/9509239 [hep-ph]].
- [24] L. Trentadue and G. Veneziano, Phys. Lett. B **323**, 201-211 (1994) doi:10.1016/0370-2693(94)90292-5
- [25] N. Armesto, P. R. Newman, W. Słomiński and A. M. Staśto, Phys. Rev. D **100**, no.7, 074022 (2019) doi:10.1103/PhysRevD.100.074022 [arXiv:1901.09076 [hep-ph]].
- [26] P. J. Mulders and R. D. Tangerman, Nucl. Phys. B **461**, 197-237 (1996) [erratum: Nucl. Phys. B **484**, 538-540 (1997)] doi:10.1016/0550-3213(95)00632-X [arXiv:hep-ph/9510301 [hep-ph]].
- [27] D. Boer and P. J. Mulders, Phys. Rev. D **57**, 5780-5786 (1998) doi:10.1103/PhysRevD.57.5780 [arXiv:hep-ph/9711485 [hep-ph]].
- [28] A. Bacchetta, M. Diehl, K. Goeke, A. Metz, P. J. Mulders and M. Schlegel, JHEP **02**, 093 (2007) doi:10.1088/1126-6708/2007/02/093 [arXiv:hep-ph/0611265 [hep-ph]].
- [29] X. d. Ji, J. p. Ma and F. Yuan, Phys. Rev. D **71**, 034005 (2005) doi:10.1103/PhysRevD.71.034005 [arXiv:hep-ph/0404183 [hep-ph]].
- [30] Y. Hatta, E. Iancu, C. Marquet, G. Soyez and D. N. Triantafyllopoulos, Nucl. Phys. A **773**, 95-155 (2006) doi:10.1016/j.nuclphysa.2006.04.003 [arXiv:hep-ph/0601150 [hep-ph]].
- [31] C. Marquet, Phys. Rev. D **76**, 094017 (2007) doi:10.1103/PhysRevD.76.094017 [arXiv:0706.2682 [hep-ph]].
- [32] H. Kowalski, T. Lappi, C. Marquet and R. Venugopalan, Phys. Rev. C **78**, 045201 (2008) doi:10.1103/PhysRevC.78.045201 [arXiv:0805.4071 [hep-ph]].
- [33] X. D. Ji, Phys. Rev. Lett. **78**, 610-613 (1997) doi:10.1103/PhysRevLett.78.610 [arXiv:hep-ph/9603249 [hep-ph]].
- [34] D. Müller, D. Robaschik, B. Geyer, F. M. Dittes and J. Hofeřsi, Fortsch. Phys. **42**, 101-141 (1994) doi:10.1002/prop.2190420202 [arXiv:hep-ph/9812448 [hep-ph]].
- [35] X. D. Ji, Phys. Rev. D **55**, 7114-7125 (1997) doi:10.1103/PhysRevD.55.7114 [arXiv:hep-ph/9609381 [hep-ph]].
- [36] A. V. Radyushkin, Phys. Rev. D **56**, 5524-5557 (1997) doi:10.1103/PhysRevD.56.5524 [arXiv:hep-ph/9704207 [hep-ph]].
- [37] K. Goeke, M. V. Polyakov and M. Vanderhaeghen, Prog. Part. Nucl. Phys. **47**, 401-515 (2001) doi:10.1016/S0146-6410(01)00158-2 [arXiv:hep-ph/0106012 [hep-ph]].
- [38] M. Diehl, Phys. Rept. **388**, 41-277 (2003) doi:10.1016/j.physrep.2003.08.002 [arXiv:hep-ph/0307382 [hep-ph]].
- [39] A. V. Belitsky and A. V. Radyushkin, Phys. Rept. **418**, 1-387 (2005) doi:10.1016/j.physrep.2005.06.002 [arXiv:hep-ph/0504030 [hep-ph]].
- [40] S. Boffi and B. Pasquini, Riv. Nuovo Cim. **30**, no.9, 387-448 (2007) doi:10.1393/ncr/i2007-10025-7 [arXiv:0711.2625 [hep-ph]].
- [41] Y. Hatta, B. W. Xiao and F. Yuan, Phys. Rev. D **95**, no.11, 114026 (2017) doi:10.1103/PhysRevD.95.114026 [arXiv:1703.02085 [hep-ph]].
- [42] L. D. McLerran and R. Venugopalan, Phys. Rev. D **59**, 094002 (1999) doi:10.1103/PhysRevD.59.094002 [arXiv:hep-ph/9809427 [hep-ph]].
- [43] C. Marquet, B. W. Xiao and F. Yuan, Phys. Lett. B **682**, 207-211 (2009) doi:10.1016/j.physletb.2009.10.099 [arXiv:0906.1454 [hep-ph]].
- [44] F. Dominguez, B. W. Xiao and F. Yuan, Phys. Rev. Lett. **106**, 022301 (2011) doi:10.1103/PhysRevLett.106.022301 [arXiv:1009.2141 [hep-ph]].
- [45] F. Dominguez, C. Marquet, B. W. Xiao and F. Yuan, Phys. Rev. D **83**, 105005 (2011) doi:10.1103/PhysRevD.83.105005 [arXiv:1101.0715 [hep-ph]].
- [46] B. W. Xiao, F. Yuan and J. Zhou, Nucl. Phys. B **921**, 104-126 (2017) doi:10.1016/j.nuclphysb.2017.05.012 [arXiv:1703.06163 [hep-ph]].
- [47] S. Meissner, A. Metz and M. Schlegel, JHEP **08**, 056 (2009) doi:10.1088/1126-6708/2009/08/056 [arXiv:0906.5323 [hep-ph]].
- [48] J. Zhou, Phys. Rev. D **89**, no.7, 074050 (2014)

- doi:10.1103/PhysRevD.89.074050 [arXiv:1308.5912 [hep-ph]].
- [49] D. Boer, M. G. Echevarria, P. Mulders and J. Zhou, Phys. Rev. Lett. **116**, no.12, 122001 (2016) doi:10.1103/PhysRevLett.116.122001 [arXiv:1511.03485 [hep-ph]].
- [50] R. Boussarie, Y. Hatta, L. Szymanowski and S. Wallon, Phys. Rev. Lett. **124**, no.17, 172501 (2020) doi:10.1103/PhysRevLett.124.172501 [arXiv:1912.08182 [hep-ph]].
- [51] H. Dong, D. X. Zheng and J. Zhou, Phys. Lett. B **788**, 401-408 (2019) doi:10.1016/j.physletb.2018.11.010 [arXiv:1805.09479 [hep-ph]].
- [52] Y. V. Kovchegov and M. G. Santiago, JHEP **11**, 200 (2021) doi:10.1007/JHEP11(2021)200 [arXiv:2108.03667 [hep-ph]].
- [53] C. Adloff *et al.* [H1], Z. Phys. C **76**, 613-629 (1997) doi:10.1007/s002880050584 [arXiv:hep-ex/9708016 [hep-ex]].
- [54] J. Breitweg *et al.* [ZEUS], Eur. Phys. J. C **1**, 81-96 (1998) doi:10.1007/s100520050063 [arXiv:hep-ex/9709021 [hep-ex]].
- [55] P. Newman and M. Wing, Rev. Mod. Phys. **86**, no.3, 1037 (2014) doi:10.1103/RevModPhys.86.1037 [arXiv:1308.3368 [hep-ex]].
- [56] S. Chekanov *et al.* [ZEUS], Nucl. Phys. B **831**, 1-25 (2010) doi:10.1016/j.nuclphysb.2010.01.014 [arXiv:0911.4119 [hep-ex]].
- [57] X. Ji, F. Yuan and Y. Zhao, Phys. Rev. Lett. **118**, no.19, 192004 (2017) doi:10.1103/PhysRevLett.118.192004 [arXiv:1612.02438 [hep-ph]].
- [58] Y. Hatta, Y. Nakagawa, F. Yuan, Y. Zhao and B. Xiao, Phys. Rev. D **95**, no.11, 114032 (2017) doi:10.1103/PhysRevD.95.114032 [arXiv:1612.02445 [hep-ph]].
- [59] S. Bhattacharya, R. Boussarie and Y. Hatta, Phys. Rev. Lett. **128**, no.18, 182002 (2022) doi:10.1103/PhysRevLett.128.182002 [arXiv:2201.08709 [hep-ph]].
- [60] A. Courtoy, G. R. Goldstein, J. O. Gonzalez Hernandez, S. Liuti and A. Rajan, Phys. Lett. B **731**, 141-147 (2014) doi:10.1016/j.physletb.2014.02.017 [arXiv:1310.5157 [hep-ph]].
- [61] A. Courtoy, G. R. Goldstein, J. O. Gonzalez Hernandez, S. Liuti and A. Rajan, [arXiv:1412.0647 [hep-ph]].