

# Robust structured light in atmospheric turbulence

Asher Klug,<sup>1</sup> Cade Peters,<sup>1</sup> and Andrew Forbes<sup>1,\*</sup>

<sup>1</sup>*School of Physics, University of the Witwatersrand, Private Bag 3, Wits 2050, South Africa*

(Dated: May 17, 2022)

Structured light is routinely used in free space optical communication channels, both classical and quantum, where information is encoded in the spatial structure of the mode for increased bandwidth. Unlike polarisation, the spatial structure of light is perturbed through such channels by atmospheric turbulence, and consequently, much attention has focused on whether one mode type is more robust than another, but with seemingly inconclusive and contradictory results. Both real-world and experimentally simulated turbulence conditions have revealed that free-space structured light modes are perturbed in some manner by turbulence, resulting in both amplitude and phase distortions. Here, we present complex forms of structured light which are invariant under propagation through the atmosphere: the true eigenmodes of atmospheric turbulence. We provide a theoretical procedure for obtaining these eigenmodes and confirm their invariance both numerically and experimentally. Although we have demonstrated the approach on atmospheric turbulence, its generality allows it to be extended to other channels too, such as underwater and in optical fibre.

## I. INTRODUCTION

Free-space transmission of electromagnetic waves is crucial in many diverse applications, including sensing, detection and ranging, defence and communication, and extends over distances from the long (Earth monitoring) to the short (WiFi and LiFi). Lately there has been a resurgence of interest in free-space optical links [1, 2], driven in part by the need for increased communication bandwidths [3, 4], with the potential to bridge the digital divide in a manner that is license-free [5]. Here the spatial modes of light have come to the fore, for so-called space division multiplexing [6] and mode division multiplexing [7], where the spatial structure of light is used as an encoding degree of freedom. This in turn has fuelled interest in structured light [8, 9], where light is tailored in all its degrees of freedom, including amplitude, phase and polarisation, enabled by a modern structured light toolkit [10].

A commonly used form of structured light is that of beams carrying orbital angular momentum (OAM), where the phase spirals around the path of propagation azimuthally [11]. These modes provide a (theoretically) infinite and easily realised alphabet for encoding information [12, 13] and have been used extensively in optical communication (see Refs. [14, 15] for good reviews). Vectorial combinations of such beams create inhomogeneous polarisation structures [16–18] and too have found applications in free-space links [19–21]. Although these structured light fields hold tremendous potential for free-space optical communication, they are distorted by atmospheric turbulence as a phase perturbation in the near-field and an amplitude, phase and polarisation perturbation in the far-field [19]. This modal scattering induced cross-talk decreases the information capacity of classical atmospheric transmission channels [22–31] while reduc-

ing the degree of entanglement in quantum links [32–41]. Mitigating this remains an open challenge that is intensely studied.

Arguments have been put forward for one mode family being more robust than another, with studies covering Bessel-Gaussian [42–53], Hermite-Gaussian [54–57], Laguerre-Gaussian [58–62] and Ince-Gaussian [63] beams, with mixed and contradictory results. In the context of OAM, since the atmosphere itself can be thought of giving or taking OAM from the beam, it has been shown theoretically and experimentally that atmospheric turbulence distortions are independent of the original OAM mode [64], all susceptible to the deleterious effects of atmospheric turbulence, and indeed OAM has been suggested as not the ideal modal carrier through turbulence [65]. Vectorial structured light has been suggested to improve resilience because of the invariance of the polarisation degree of freedom, but numerous studies in turbulence [66–73] have been inconclusive, with some reporting that the vectorial structure is stable [67, 68, 73], and others not [69–72, 74]. Careful inspection of the studies that report vectorial robustness in noisy channels reveal that the distances propagated were short and the strength of perturbation low, mimicking a phase-only near-field effect where indeed little change is expected, and hence these are not true tests for robustness or invariance. Studies that claim enhanced resilience of vector modes over distances comparable to the Rayleigh length [67, 73] have used the variance in the field’s intensity as a measure, a quantity that one would expect to be robust due to the fact that each polarisation component behaves independently and so will have a low covariance. This failing of structured light in turbulence has led to numerous correction techniques, including novel encoding/decoding methods [75], modal diversity as an effective error-reduction scheme [76], traditional adaptive optics for pre- and post-correction [77–79] as well as vectorial adaptive tools [80], iterative routines [81] and deep learning models [82].

Here we present a class of structured light whose en-

\* email: andrew.forbes@wits.ac.za




FIG. 1. **Propagation through turbulence.** Most common forms of structured light (such as Laguerre-Gaussian modes) become distorted when propagating through the atmosphere due to the effects of atmospheric turbulence. Compare this to an eigenmode of atmospheric turbulence, which remains unchanged when propagating through the same channel.

tire structure in amplitude and phase remains invariant as they propagate through a turbulent free-space channel. We deploy an operator approach to find the eigenmodes of atmospheric turbulence, a significant departure from prior phenomenological approaches. Unlike other spatial modes, these exotically structured eigenmodes need no corrective procedures and are naturally devoid of deleterious effects such as modal crosstalk. Moreover, they are valid over any path length in the medium so long as the medium conditions remain static over the time frame of the beam transport, always true for atmospheric turbulence (which typically changes at the Greenwood frequency of 100s of Hz, much slower than the speed of light). We demonstrate this invariance numerically and confirm it experimentally with a laboratory simulated long path comprising weak, medium and strong turbulence, implemented using multiple turbulent phase screens along the propagation path. Our approach offers a new pathway for exploiting structured light in turbulence, and can be easily extended to arbitrary noisy channels whose characteristics are known.

## II. THE EIGENMODES OF TURBULENCE

The concept we tackle here is illustrated in Fig. 1. Structured light is typically distorted after propagation through free-space due to atmospheric turbulence. In contrast, the eigenmodes of turbulence are complex forms of structured light that are invariant to the channel, emerging distortion free. To solve for these eigenmodes, we use the multiple screen approximation to Fig. 1 as shown in Fig. 2. Here we outline the theory and its impli-

cations, before moving on to numerical and experimental confirmation.

### A. Theory

The effects of turbulence are mathematically captured in the stochastic refractive index  $n = 1 + \delta n$ , where  $\delta n$  is the random variation in the refractive index of the Earth's atmosphere. It is assumed that  $\delta n$  has a zero mean value, i.e.  $\langle \delta n \rangle = 0$ , and that the variation is small, so  $|\delta n| \ll 1$ . The introduction of this varying term produces the stochastic paraxial Helmholtz equation for a field  $V(x, y, z)$

$$(\nabla_t^2 + 2ik\partial_z + k^2\delta n)V = 0, \quad (1)$$

where  $\nabla_t^2$  is the transverse Laplacian and  $k = 2\pi/\lambda$  is the wavenumber for wavelength  $\lambda$ . Equation 1 can be solved numerically according to the split-step method [83], illustrated in Fig. 2. Multiple random phase screens are placed at equal distances along the beam's propagation path. Importantly, each screen is in the weak turbulence limit and contributes a random phase  $\Theta_j$ , where  $j$  labels the  $j$ th screen, so that a single screen approximation is valid, but the sum of many such screens can lead to medium or even strong turbulence.

We introduce an operator approach to the problem. We exploit the fact that the path is subdivided into identical units, each containing such a single screen and a zero turbulence propagation path of length  $\Delta z$ . We realise that in the language of operators, the action of each unit  $\hat{U}$  on some field  $V$  is given by the product of the operators  $\hat{P}\hat{T}$ , where  $\hat{P}$  and  $\hat{T}$  refer to free-space propagation and turbulence respectively. The action of  $\hat{U}$  on a field  $V$  is given by the Huygen-Fresnel integral with a turbulent phase factor

$$\hat{U}V \equiv \int d^2\mathbf{x} \, g(\mathbf{x}, \mathbf{x}'; \Delta z) \exp(i\Theta)V(\mathbf{x}, z=0), \quad (2)$$

where

$$g(\mathbf{x}, \mathbf{x}'; \Delta z) = \frac{1}{i\lambda\Delta z} \exp\left(\frac{i\pi}{\lambda\Delta z} \|\mathbf{x} - \mathbf{x}'\|^2\right) \quad (3)$$

is the paraxial free space Green's function and  $\mathbf{x}, \mathbf{x}'$  are the two-dimensional coordinates of the initial and final planes, respectively. We then discretize  $\mathbf{x}$  and  $\mathbf{x}'$  into grids of  $N \times N$  points. The coordinates are labelled  $\mathbf{x} \equiv (x_\alpha, y_\beta)$  and  $\mathbf{x}' \equiv (x_\mu, y_\nu)$ , so that  $\hat{U}$  is given by

$$\begin{aligned} \mathcal{U}_{\mu\nu\alpha\beta} &= \frac{1}{i\lambda\Delta z} \exp\left(\frac{i\pi}{\lambda\Delta z} (x_\mu - x_\alpha)^2\right) \\ &\times \exp\left(\frac{i\pi}{\lambda\Delta z} (y_\nu - y_\beta)^2\right) \exp(i\Theta(x_\alpha, y_\beta)). \end{aligned} \quad (4)$$

An eigenmode  $E$  is then a solution to the tensor eigen-

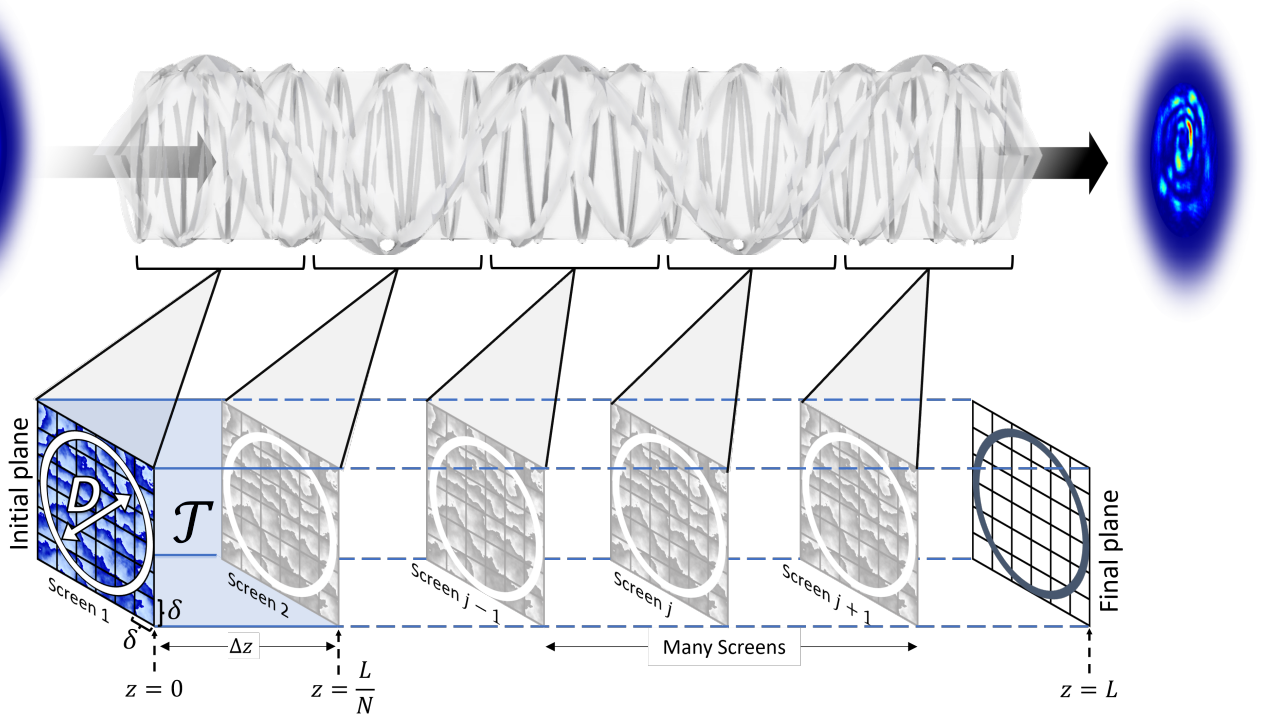


FIG. 2. **The unit cell.** The first turbulent screen is placed at the beginning of the channel, at  $z = 0$ , with subsequent screens placed a distance  $\Delta z = L/N$  away from the prior, where  $N$  is the number of turbulent phase screens used. Each phase screen and distance form a unit cell, the first highlighted in blue, forming  $N$  unit cells over the complete path length of  $z = L$ . The operator for each unit cell,  $\mathcal{T}$ , is identical, so we need only consider the first unit cell. The initial plane is discretised into pixels with side length  $\delta$  and turbulence is simulated with a strength characterised by the ratio  $D/r_0$ , where  $D$  is the aperture of the inscribed circle and  $r_0$  is Fried's parameter. The operator describes the action of an imprinted turbulent phase on the beam, followed by vacuum propagation over a distance  $\Delta z$ .

value equation

$$\gamma_n E_{\mu\nu}^n = \mathcal{U}_{\mu\nu\alpha\beta} E_{\alpha\beta}^n, \quad (5)$$

where  $\gamma_n$  is the eigenvalue of the  $n$ th eigenmode. Repeated indices are implicitly summed over and  $E_{\mu\nu} \equiv E(x_\mu, y_\nu)$ . To convert the above tensor equation into the usual matrix-vector form, we specify a mapping  $\rho$  that acts on the indices  $(\alpha, \beta)$  and  $(\mu, \nu)$  and “counts” them, first by columns and then by rows, such that  $\rho(1, 1) = 1$ , ...,  $\rho(N, 1) = N$ ,  $\rho(1, 2) = N + 1$  up to  $\rho(N, N) = N^2$ . This mapping lets us rewrite Eq. 5 as

$$\gamma_n E_i^n = \mathcal{U}_{ij} E_j^n, \quad (6)$$

since  $\rho(\alpha, \beta) = j$  and  $\rho(\mu, \nu) = i$ . This equation can be routinely solved using numeric methods to find the eigenmodes of the unit cell operator. The action of the full channel is then described by the product  $\hat{\mathcal{U}}_N \dots \hat{\mathcal{U}}_1$  of repeated unit cells, and as per the definition of eigenmodes, they remain invariant regardless of the number of operators applied.

Turbulence is a stochastic process in which the refractive index of the Earth's atmosphere varies according to well-known statistics, having zero mean and some

non-zero variance. To see the impact of averaging over many different instances of turbulence on the robustness of modes, we return to the the Helmholtz equation but this time in the more general non-paxial form

$$(\nabla^2 + k^2) V = -2k^2 \delta n V, \quad (7)$$

which has the solution

$$V(\mathbf{r}') = 2k^2 \int d^3 \mathbf{r} G(\mathbf{r}, \mathbf{r}') V(\mathbf{r}) \delta n(\mathbf{r}), \quad (8)$$

with  $G(\mathbf{r}, \mathbf{r}') = \exp(ik\|\mathbf{r} - \mathbf{r}'\|)/4\pi\|\mathbf{r} - \mathbf{r}'\|$  being the free-space Green's function and  $\mathbf{r} = (\mathbf{x}, z)$ . Taking the ensemble average and using the result that  $\langle \delta n V \rangle = \mathcal{A} \langle V \rangle$  [84], we find

$$\langle V(\mathbf{r}') \rangle = 2k^2 \mathcal{A} \int d^3 \mathbf{r} G(\mathbf{r}, \mathbf{r}') \langle V(\mathbf{r}) \rangle, \quad (9)$$

where the constant  $\mathcal{A}$  is related to the covariance of the refractive index fluctuations.

We recognize that Eq. 9 is identical to the usual, zero-turbulence Fresnel integral, up to a constant. Therefore, the averaged eigenmodes should be solutions to the free-space, no turbulence, case. In other words, if the

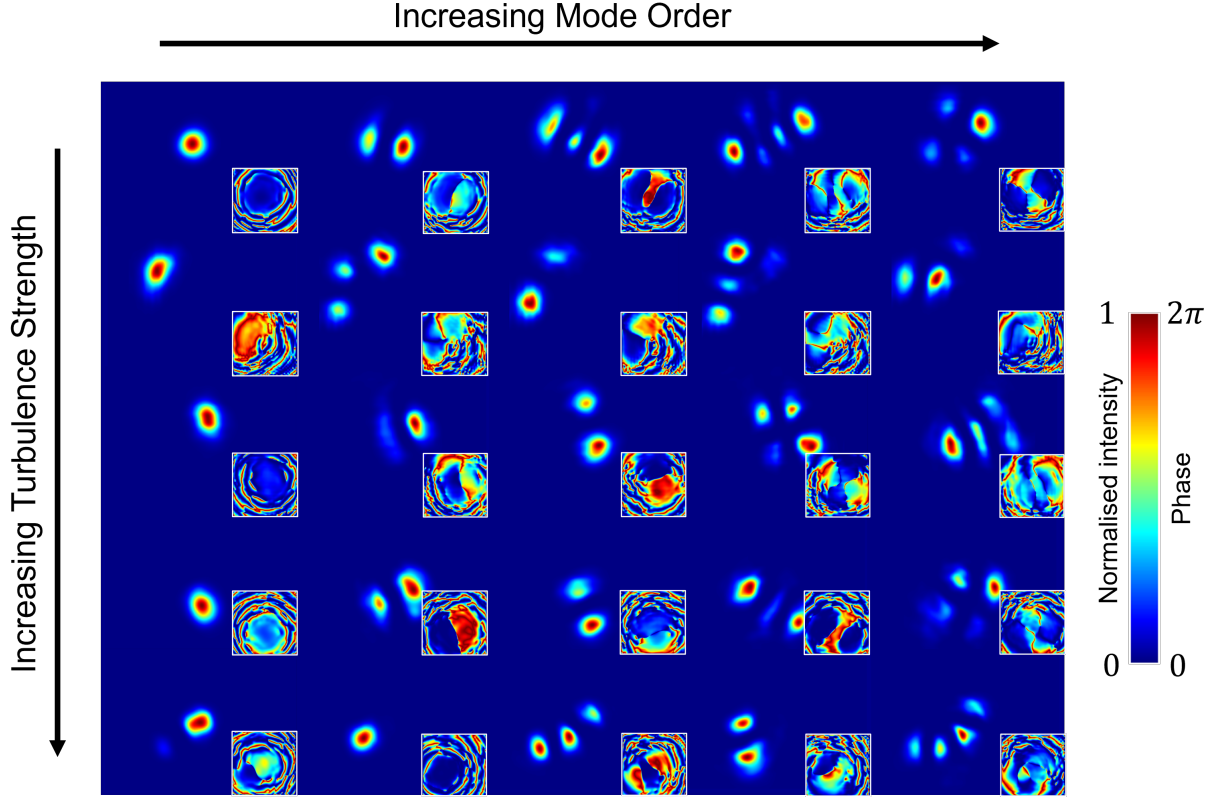


FIG. 3. **Eigenmodes of turbulence.** The numerically calculated eigenmodes of turbulence, showing the first five modes (columns) as a function of turbulence strength (rows). The insets show the phase profile. All eigenmode were calculated for a total propagation path of 100 m through weak, medium and strong turbulence as defined by the Rytov variance ( $\sigma_R^2$ ) and Fried parameter ( $r_0$ ). The first two rows show eigenmodes of weak turbulence with  $\sigma_R^2 = 0.5$  and  $r_0 = 1.8$  mm. The next two rows show eigenmodes of medium turbulence with  $\sigma_R^2 = 1$  and  $r_0 = 1.2$  mm. The last row shows eigenmodes of strong turbulence with  $\sigma_R^2 = 1.5$  and  $r_0 = 0.91$  mm.

channel involves some form of averaging, say at the detector, then the best mode set in this case is identically the traditional free-space modes in various geometries: Hermite-Gaussian, Laguerre-Gaussian and so on.

### B. Numerical simulation

To validate the theory, we first use the operator to calculate the eigenmodes, and then numerically propagate them through a thick medium of atmospheric turbulence using the split-step approach illustrated in Fig. 2. Throughout the text, for clarity and brevity, we show only the low order eigenmodes and use the OAM modes as our point of comparison. Examples of the intensity and phase of the eigenmodes are shown in Fig. 3. Here the first five eigenmode solutions are shown in the left column, increasing from left to right, with the rows corresponding to the turbulence strength, increasing from top to bottom. Although these are complex forms of structured light, as eigenmodes to turbulence they should be invariant after propagation through a turbulent atmosphere. To test this, we propagate OAM

carrying Laguerre-Gaussian (LG) modes and the eigenmodes through various scenarios of turbulence over a 100 m path length, with the results shown in Fig. 4. We see that while the OAM modes are distorted, the eigenmodes are robust. This can be quantified by performing a modal analysis [85] at the end of the turbulent channel, as would be the case in optical communication at the receiver. In Fig. 5 we see that while the crosstalk is substantial for OAM modes when propagated through turbulence, evident from the many off-diagonal terms, the eigenmode crosstalk matrix remains diagonal after the same channel, for minimal crosstalk.

It is instructive to consider the evolution from the free-space modes to the eigenmode structure as turbulence is steadily increased, shown graphically in Fig. 6. When there is no turbulence ( $D/r_0 = 0$ ) the operator correctly returns the free-space modes, with the inset showing the first order solution - the Gaussian mode. As turbulence increases so the eigenmode structure changes in amplitude and phase, with insets showing the new first order eigenmodes. The correlation of the new eigenmodes to the initial free-space modes are plotted versus turbulence strength. Initially the operator returns the true



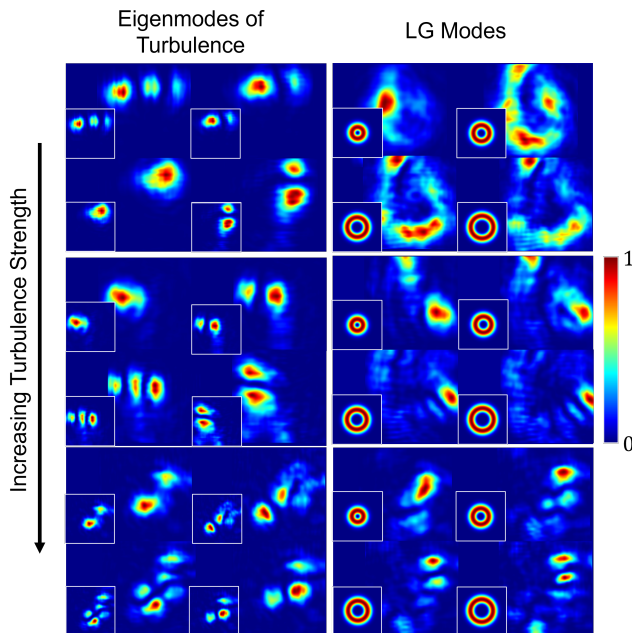


FIG. 4. **Invariance of the eigenmodes.** The eigenmodes (left) and LG modes (right) after propagation through weak, medium and strong turbulence through a channel equivalent to propagating over a distance of 100 m. The insets show the modes before experiencing turbulence. The numerical simulations used the split step method with three unit cells each consisting of a turbulence screen with a given  $r_0$  followed by 33.33 m of propagation. Weak turbulence was characterised by  $\sigma_R^2 = 0.5$  and  $r_0 = 1.8$  mm, medium turbulence by  $\sigma_R^2 = 1$  and  $r_0 = 1.2$  mm and strong turbulence by  $\sigma_R^2 = 1.5$  and  $r_0 = 0.91$  mm

free-space modes (correlation of 1), but as turbulence increases so the deviation of the eigenmodes from the free-space modes increases, resulting in a decreased correlation. For higher-order modes (shown up to order 6), the deviation is so great as to make the correlation close to zero: there is little similarity remaining between the free-space mode and the eigenmode of turbulence. This likely explains why no free-space modal family has been found to be robust to turbulence - they are just “too far” in a modal sense from what is required.

In contrast, if the conditions are varying faster than the eigenmodes can be altered, and the receiver averages the output from the channel, then as predicted by our theory, the free-space modes outperform the eigenmodes, as shown in Fig. 7. Here, the robustness of the performance of the eigenmodes is examined when the turbulence conditions are changed and the detection averaged. The many different instances of turbulence exclude the phase screens used to form the modes initially. Four beams (mode orders  $n = 1, 4, 5, 6$ ) were sent through a turbulent channel and their cross talk quantified using the average value of the elements along the diagonal of their  $4 \times 4$  crosstalk matrices. This average, plotted as the fidelity, shows that while the vacuum modes are per-

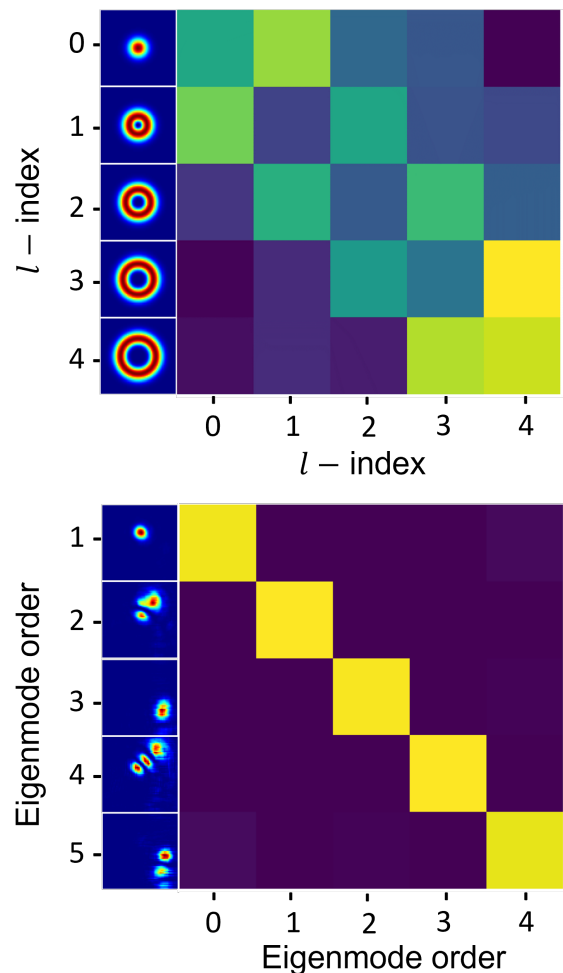


FIG. 5. **Cross talk free transmission.** Cross talk matrices for OAM modes  $\ell \in [0, 4]$  (top) and eigenmodes (bottom) with insets showing the intensity of the beams. The eigenmodes are unchanged and remain orthogonal, whereas the OAM modes scatter into each other. Turbulence results shown for  $D/r_0 = 2$  with a total path length of 100 m and a beam waist parameter for the OAM beams of  $w_0 = 6.67$  mm.

fectly orthogonal in the absence of turbulence, their fidelity decreases (greater scattering into other modes) for increasing turbulence strength. However, the eigenmodes of turbulence are not orthogonal in the absence of turbulence, and their fidelity is consistently worse than the vacuum modes when passed through a medium for which they were not designed. This highlights an important aspect of the eigenmodes - they are robust so long as the medium for which they were created is valid.

### III. EXPERIMENTAL RESULTS

The experiment, shown in Fig. 8, is conceptually divided into three parts. In the generation stage, a He-Ne laser beam (wavelength  $\lambda = 633$  nm) was expanded

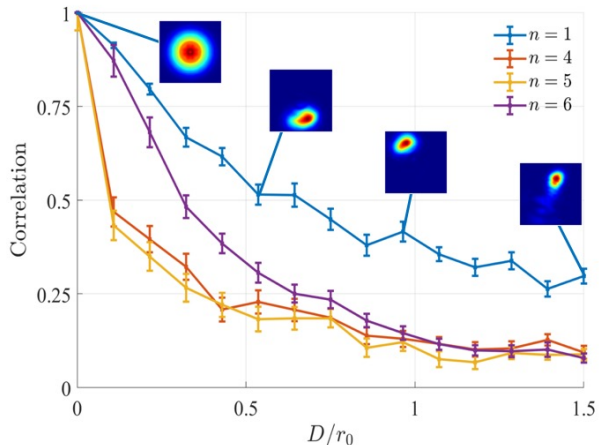


FIG. 6. **Evolving robust structure.** The correlation (overlap integral) for four orders (1, 4, 5 and 6) of eigenmodes with their corresponding vacuum counterparts is shown for a range of turbulence strengths, characterised by  $D/r_0$ . Insets show intensity patterns for the first order ( $n = 1$ ) eigenmode at various turbulence strengths.

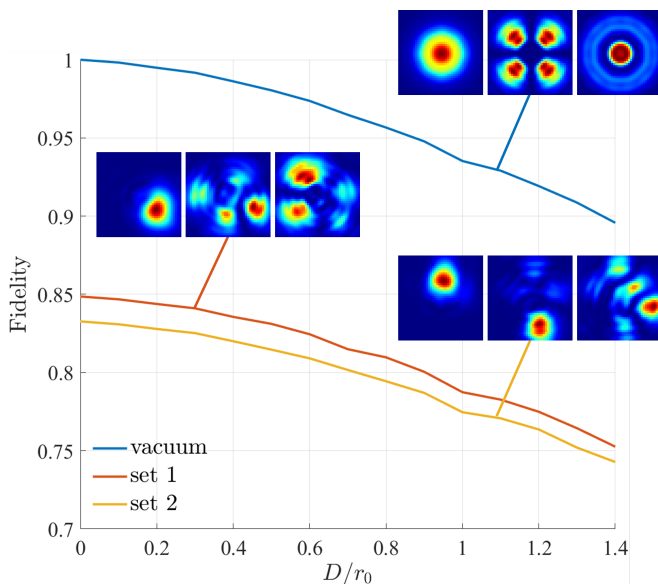


FIG. 7. **Modal averaging.** The averaged fidelity as a function of turbulence strength for vacuum and two examples of eigenmodes (set 1 and set 2). The eigenmodes are calculated for a particular instance of turbulence but used in conditions that differ from this. The fidelity is calculated as the average value of the elements along the diagonal of their  $4 \times 4$  cross talk matrices. While the vacuum modes are perfectly orthogonal in the absence of turbulence (fidelity of 1), their fidelity decreases for increasing turbulence strength. The turbulent eigenmodes are not orthogonal in the absence of turbulence, and their fidelity is consistently worse than the vacuum modes under this averaging effect.

using a  $10\times$  objective lens  $L_1$  and then collimated by  $L_2$  ( $f_2 = 150$  mm) before being directed onto a reflec-

tive PLUTO-VIS HoloEye spatial light modulator (SLM) which generated the desired initial field. This field then entered the turbulent section of the setup where it passed through three unit cells, each comprising the same random phase screen and a propagation distance of one metre. The phase screens were generated using the sub-harmonic random matrix transform method [83] and displayed on the SLMs. This perturbed field was then detected and measured on a camera (CCD). The panels on the right of the experimental setup in Fig. 8 show four examples of the desired (calculated) eigenmodes, the holograms to create them by complex amplitude modulation, and the experimental validation that without any turbulence or propagation, that they are created (generated eigenmodes) with high fidelity (bottom panel).

Our setup differs from conventional laboratory simulations of turbulence in that we are able to mimic a thick path, from weak to strong turbulence, whereas often only a single phase screen is used, allowing only weak turbulence to be tested. Using our setup, we studied an effective real-world channel of  $L = 100$  m, at our wavelength of  $\lambda = 633$  nm and with Rytov variances of  $\sigma_R^2 = 1.5, 1$  and  $0.5$ , corresponding (respectively) to strong, medium and weak turbulence, with Fried parameters ( $r_0$ ) of  $0.47$  mm,  $0.62$  mm and  $0.93$  mm, respectively. We required three screens for each turbulence strength, separated by a distance of  $33.3$  m, each with effective Fried parameters  $r_{0,s} = 0.9$  mm,  $1.2$  mm and  $1.8$  mm while maintaining a Rytov variance in each slab (segment of the channel) to be smaller than  $0.9, 0.6$  and  $0.3$ , respectively. This channel was simulated on the setup shown in Fig. 8 using the Fresnel scaling procedure [86], allowing a long path to be generated within laboratory distances. The scaling factors were chosen to be:  $\alpha_x = \alpha_{x'} = \sqrt{0.03} \approx 0.173$  and  $\alpha_z = 0.03$ . This corresponded to a total path length of  $L' = 3$  m and segment Fried parameters of  $r_{0,s} = 0.081$  mm,  $0.11$  mm and  $0.16$  mm (see Appendix for details).

The results of OAM and the eigenmodes for weak, medium and strong turbulence are shown in Fig. 9. The collage shows the final measured eignemodes after the channel, with the insets showing the initial mode as prepared prior to the channel. The robustness of the eigenmodes is clearly evident, in contrast to the highly distorted OAM modes.

#### IV. DISCUSSION

We have developed and implemented a procedure for finding modes which are unchanged after propagating through a turbulent channel by discretising the Fresnel integral into an operator which can be represented in a discrete matrix. These modes are eigenmodes in their truest sense, i.e., they are fixed under the action of the channel. This differs from a singular value decomposition procedure [87] which does not return eigenmodes, but instead requires two different basis sets, one for the input

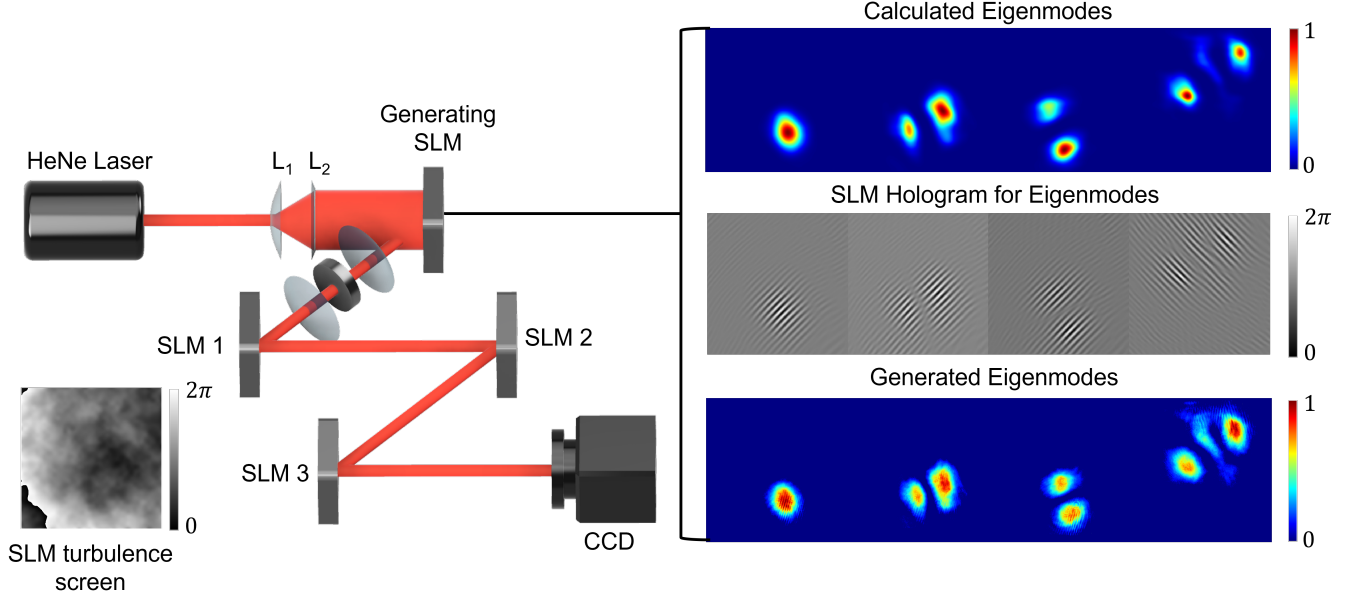


FIG. 8. **Experimental setup.** Lenses  $L_1$  and  $L_2$  expand and collimate a laser beam onto an SLM on which a hologram of the initial beam is displayed. The ideal, turbulence-free beam is generated at this plane and subsequently propagates through three turbulent screens which are also displayed on SLMs, each followed by 1 m of free-space propagation. The final aberrated field is captured on a CCD to image its intensity. The panels on the right show examples of the desired eigenmodes (Calculated Eigenmodes), the holograms to create them, and the measured eigenmodes without any turbulence or propagation (Generated Eigenmodes).

plane and another for the output plane, with the result that the field patterns change between the transmitting and receiving planes.

A natural feature of the eigenmodes is that they are channel specific. To be useful in a real-world setting, the transmission should be faster than the time frame over which the turbulence changes and the slow time evolving turbulence (typically 100s of Hz) would have to be monitored to determine the time evolution of the eigenmodes for a continuous transmission channel. One can surmise that machine learning would be ideally suited to such a task.

## V. CONCLUSION

The search for states of structured light that are robust to atmospheric turbulence is a pressing challenge, promising enhanced channel capacity and reach in free-space optical links. Here, we have outlined a theoretical approach to finding the complex forms of structured light which are invariant under propagation through the atmosphere, the true eigenmodes of turbulence, and confirmed its validity both numerically and experimentally. These exotically structured eigenmodes need no corrective pro-

cedures, are naturally devoid of deleterious effects and are valid over any path length in the medium so long as the medium conditions remain valid. Our approach offers a new pathway for exploiting structured light in turbulence, and can be easily extended to other noisy channels, such as underwater and optical fibre.

## DISCLOSURES

The authors declare no conflicts of interest.

## ACKNOWLEDGMENTS

Andrew Forbes acknowledges funding from the National Research Foundation (NRF) and the CSIR-NRF Rental Pool Programme.

## CODE, DATA, AND MATERIALS AVAILABILITY

Code, data and materials are available on request from the corresponding author.

[1] A. Trichili, K.-H. Park, M. Zghal, *et al.*, “Communicating using spatial mode multiplexing: Potentials, challenges,

and perspectives,” *IEEE Communications Surveys & Tu-*

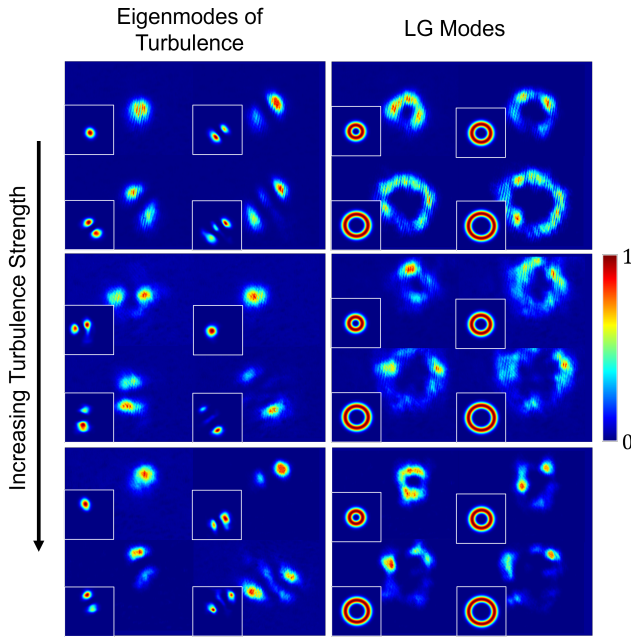


FIG. 9. **Experimental eigenmodes.** In the left column we see the measured intensities of the eigenmodes of turbulence after propagating through the experimental setup. The results show eigenmodes of weak, medium and strong turbulence. In the right column we see the measured intensities of OAM modes after propagating through the same experimental setup with the same turbulence phase screens for comparison. The insets show the initial input mode. Weak turbulence was characterised by  $\sigma_R^2 = 0.5$  and  $r_0 = 1.8$  mm, medium turbulence by  $\sigma_R^2 = 1$  and  $r_0 = 1.2$  mm and strong turbulence by  $\sigma_R^2 = 1.5$  and  $r_0 = 0.91$  mm

- torials* **21**(4), 3175–3203 (2019).
- [2] A. Trichili, M. A. Cox, B. S. Ooi, *et al.*, “Roadmap to free space optics,” *JOSA B* **37**(11), A184–A201 (2020).
  - [3] D. J. Richardson, “Filling the light pipe,” *Science* **30**, 327–328 (2010).
  - [4] D. Richardson, J. Fini, and L. Nelson, “Space-division multiplexing in optical fibres,” *Nature Photonics* **7**(5), 354 (2013).
  - [5] M. P. Lavery, M. M. Abadi, R. Bauer, *et al.*, “Tackling africa’s digital divide,” *Nature Photonics* **12**(5), 249–252 (2018).
  - [6] G. Li, N. Bai, N. Zhao, *et al.*, “Space-division multiplexing: the next frontier in optical communication,” *Advances in Optics and Photonics* **6**(4), 413–487 (2014).
  - [7] S. Berdagué and P. Facq, “Mode division multiplexing in optical fibers,” *Appl. Opt.* **21**(11), 1950–1955 (1982).
  - [8] A. Forbes, M. de Oliveira, and M. R. Dennis, “Structured light,” *Nature Photonics* **15**(4), 253–262 (2021).
  - [9] A. Forbes, “Structured light: Tailored for purpose,” *Optics and Photonics News* **31**(6), 24–31 (2020).
  - [10] Y. Shen, “Rays, waves, su (2) symmetry and geometry: toolkits for structured light,” *Journal of Optics* **23**(12), 124004 (2021).
  - [11] M. J. Padgett, “Orbital angular momentum 25 years on,” *Optics Express* **25**(10), 11265–11274 (2017).
  - [12] G. Gibson and M. J. Courtial, J. and. Padgett, “Free-space information transfer using light beams carrying orbital angular momentum,” *Optics Express* **12**, 5448–5456 (2004).
  - [13] J. Wang, J.-Y. Yang, I. M. Fazal, *et al.*, “Terabit free-space data transmission employing orbital angular momentum multiplexing,” *Nature photonics* **6**(7), 488–496 (2012).
  - [14] A. E. Willner, H. Huang, Y. Yan, *et al.*, “Optical communications using orbital angular momentum beams,” *Advances in Optics and Photonics* **7**, 66–106 (2015).
  - [15] A. E. Willner, K. Pang, H. Song, *et al.*, “Orbital angular momentum of light for communications,” *Applied Physics Reviews* **8**(4), 041312 (2021).
  - [16] Q. Zhan, “Cylindrical vector beams: from mathematical concepts to applications,” *Advances in Optics and Photonics* **1**(1), 1–57 (2009).
  - [17] C. Rosales-Guzmán, B. Ndagano, and A. Forbes, “A review of complex vector light fields and their applications,” *Journal of Optics* **20**(12), 123001 (2018).
  - [18] E. Otte, C. Alpmann, and C. Denz, “Polarization singularity explosions in tailored light fields,” *Laser & Photonics Reviews* **12**(6), 1700200 (2018).
  - [19] I. Nape, K. Singh, A. Klug, *et al.*, “Revealing the invariance of vectorial structured light in perturbing media,” *arXiv preprint arXiv:2108.13890* (2021).
  - [20] G. Milione, M. P. J. Lavery, H. Huang, *et al.*, “Gbit/s mode division multiplexing over free space using vector modes and a q-plate mode (de)multiplexer,” *Optics Letters* **40**, 1980–1983 (2015).
  - [21] A. Sit, F. Bouchard, R. Fickler, *et al.*, “High-dimensional intracity quantum cryptography with structured photons,” *Optica* **4**(9), 1006 (2017).
  - [22] J. A. Anguita, M. A. Neifeld, and B. V. Vasic, “Turbulence-induced channel crosstalk in an orbital angular momentum-multiplexed free-space optical link,” *Appl. Opt.* **47**, 2414–2429 (2008).
  - [23] Y. Ren, Z. Wang, P. Liao, *et al.*, “Experimental characterization of a 400 gbit/s orbital angular momentum multiplexed free-space optical link over 120 m,” *Optics Letters* **41**(3), 622–625 (2016).
  - [24] M. Krenn, R. Fickler, M. Fink, *et al.*, “Communication with spatially modulated light through turbulent air across vienna,” *New Journal of Physics* **16**(11), 113028 (2014).
  - [25] Y. Zhao, J. Liu, J. Du, *et al.*, “Experimental demonstration of 260-meter security free-space optical data transmission using 16-qam carrying orbital angular momentum (oam) beams multiplexing,” in *Optical Fiber Communication Conference*, Th1H-3, Optical Society of America (2016).
  - [26] B. Rodenburg, M. P. J. Lavery, M. Malik, *et al.*, “Influence of atmospheric turbulence on states of light carrying orbital angular momentum,” *Optics Letters* **37**, 3735 (2012).
  - [27] M. Krenn, J. Handsteiner, M. Fink, *et al.*, “Twisted light transmission over 143 km,” *Proceedings of the National Academy of Sciences* **113**(48), 13648–13653 (2016).
  - [28] L. Zhang, F. Shen, B. Lan, *et al.*, “Mode-dependent crosstalk and detection probability of orbital angular momentum of optical vortex beam through atmospheric turbulence,” *Journal of Optics* **22**(7), 075607 (2020).
  - [29] M. Malik, M. O’Sullivan, B. Rodenburg, *et al.*, “Influence of atmospheric turbulence on optical communications us-



- ing orbital angular momentum for encoding,” *Optics express* **20**(12), 13195–13200 (2012).
- [30] C. Chen, H. Yang, S. Tong, *et al.*, “Changes in orbital-angular-momentum modes of a propagated vortex gaussian beam through weak-to-strong atmospheric turbulence,” *Optics express* **24**(7), 6959–6975 (2016).
- [31] G. A. Tyler and R. W. Boyd, “Influence of atmospheric turbulence on the propagation of quantum states of light carrying orbital angular momentum,” *Optics letters* **34**(2), 142–144 (2009).
- [32] C. Paterson, “Atmospheric turbulence and orbital angular momentum of single photons for optical communication,” *Phys. Rev. Lett.* **94**, 153901 (2005).
- [33] A. K. Jha, G. A. Tyler, and R. W. Boyd, “Effects of atmospheric turbulence on the entanglement of spatial two-qubit states,” *Phys. Rev. A* **81**, 053832 (2010).
- [34] G. A. Tyler and R. W. Boyd, “Influence of atmospheric turbulence on the propagation of quantum states of light carrying orbital angular momentum,” *Optics Letters* **34**, 142–144 (2009).
- [35] A. Hamadou Ibrahim, F. S. Roux, M. McLaren, *et al.*, “Orbital-angular-momentum entanglement in turbulence,” *Phys. Rev. A* **88**, 012312 (2013).
- [36] C. Gopaul and R. Andrews, “The effect of atmospheric turbulence on entangled orbital angular momentum states,” *New Journal of Physics* **9**(4), 94 (2007).
- [37] Y. Zhang, S. Prabhakar, F. S. Roux, *et al.*, “Experimentally observed decay of high-dimensional entanglement through turbulence,” *Physical Review A* **94**(3), 032310 (2016).
- [38] B.-J. Pors, C. Monken, E. R. Eliel, *et al.*, “Transport of orbital-angular-momentum entanglement through a turbulent atmosphere,” *Optics express* **19**(7), 6671–6683 (2011).
- [39] S. K. Goyal, F. S. Roux, T. Konrad, *et al.*, “The effect of turbulence on entanglement-based free-space quantum key distribution with photonic orbital angular momentum,” *Journal of Optics* **18**(6), 064002 (2016).
- [40] N. D. Leonhard, V. N. Shatokhin, and A. Buchleitner, “Universal entanglement decay of photonic-orbital-angular-momentum qubit states in atmospheric turbulence,” *Physical Review A* **91**(1), 012345 (2015).
- [41] G. Sorelli, N. Leonhard, V. N. Shatokhin, *et al.*, “Entanglement protection of high-dimensional states by adaptive optics,” *New Journal of Physics* **21**(2), 023003 (2019).
- [42] N. Mphuthi, R. Botha, and A. Forbes, “Are bessel beams resilient to aberrations and turbulence?,” *JOSA A* **35**(6), 1021–1027 (2018).
- [43] N. Mphuthi, L. Gailele, I. Litvin, *et al.*, “Free-space optical communication link with shape-invariant orbital angular momentum bessel beams,” *Applied Optics* **58**(16), 4258–4264 (2019).
- [44] I. P. Lukin, “Mean intensity of vortex bessel beams propagating in turbulent atmosphere,” *Applied optics* **53**(15), 3287–3293 (2014).
- [45] C. Bao-Suan and P. Ji-Xiong, “Propagation of gauss-bessel beams in turbulent atmosphere,” *Chinese Physics B* **18**(3), 1033 (2009).
- [46] K. Zhu, G. Zhou, X. Li, *et al.*, “Propagation of bessel-gaussian beams with optical vortices in turbulent atmosphere,” *Optics Express* **16**(26), 21315–21320 (2008).
- [47] W. Nelson, J. Palastro, C. Davis, *et al.*, “Propagation of bessel and airy beams through atmospheric turbulence,” *JOSA A* **31**(3), 603–609 (2014).
- [48] N. Ahmed, Z. Zhao, L. Li, *et al.*, “Mode-division-multiplexing of multiple bessel-gaussian beams carrying orbital-angular-momentum for obstruction-tolerant free-space optical and millimetre-wave communication links,” *Scientific reports* **6**, 22082 (2016).
- [49] M. Cheng, L. Guo, J. Li, *et al.*, “Channel capacity of the oam-based free-space optical communication links with bessel-gauss beams in turbulent ocean,” *IEEE Photonics Journal* **8**(1), 1–11 (2016).
- [50] T. Doster and A. T. Watnik, “Laguerre-gauss and bessel-gauss beams propagation through turbulence: analysis of channel efficiency,” *Applied Optics* **55**(36), 10239–10246 (2016).
- [51] R. J. Watkins, K. Dai, G. White, *et al.*, “Experimental probing of turbulence using a continuous spectrum of asymmetric oam beams,” *Optics express* **28**(2), 924–935 (2020).
- [52] C. Vetter, R. Steinkopf, K. Bergner, *et al.*, “Realization of free-space long-distance self-healing bessel beams,” *Laser & Photonics Reviews* **13**(10), 1900103 (2019).
- [53] Y. Yuan, T. Lei, Z. Li, *et al.*, “Beam wander relieved orbital angular momentum communication in turbulent atmosphere using bessel beams,” *Scientific reports* **7**(1), 1–7 (2017).
- [54] M. A. Cox, L. Maqondo, R. Kara, *et al.*, “The Resilience of Hermite- and Laguerre-Gaussian Modes in Turbulence,” *Journal of Lightwave Technology* **37**, 3911–3917 (2019).
- [55] B. Ndagano, N. Mphuthi, G. Milione, *et al.*, “Comparing mode-crosstalk and mode-dependent loss of laterally displaced orbital angular momentum and Hermite-Gaussian modes for free-space optical communication,” *Optics Letters* **42**, 4175 (2017).
- [56] S. Restuccia, D. Giovannini, G. Gibson, *et al.*, “Comparing the information capacity of Laguerre-Gaussian and Hermite-Gaussian modal sets in a finite-aperture system,” *Optics Express* **24**, 27127 (2016).
- [57] B. Ndagano, N. Mphuthi, G. Milione, *et al.*, “Comparing mode-crosstalk and mode-dependent loss of laterally displaced orbital angular momentum and hermite-gaussian modes for free-space optical communication,” *Optics letters* **42**(20), 4175–4178 (2017).
- [58] A. Trichili, C. Rosales-Guzmán, A. Dudley, *et al.*, “Optical communication beyond orbital angular momentum,” *Scientific Reports* **6**, 27674 (2016).
- [59] N. Zhao, X. Li, G. Li, *et al.*, “Capacity limits of spatially multiplexed free-space communication,” *Nature photonics* **9**(12), 822 (2015).
- [60] Y. Zhou, M. Mirhosseini, S. Oliver, *et al.*, “Using all transverse degrees of freedom in quantum communications based on a generic mode sorter,” *Optics express* **27**(7), 10383–10394 (2019).
- [61] G. Xie, Y. Ren, Y. Yan, *et al.*, “Experimental demonstration of a 200-gbit/s free-space optical link by multiplexing laguerre-gaussian beams with different radial indices,” *Optics letters* **41**(15), 3447–3450 (2016).
- [62] L. Li, G. Xie, Y. Yan, *et al.*, “Power loss mitigation of orbital-angular-momentum-multiplexed free-space optical links using nonzero radial index laguerre-gaussian beams,” *JOSA B* **34**(1), 1–6 (2017).
- [63] X. Gu, L. Chen, and M. Krenn, “Phenomenology of complex structured light in turbulent air,” *ArXiv*, 1906.03581v1 (2019).



- [64] A. Klug, I. Nape, and A. Forbes, “The orbital angular momentum of a turbulent atmosphere and its impact on propagating structured light fields,” *New Journal of Physics* **23**(9), 093012 (2021).
- [65] D. A. Miller, “Better choices than optical angular momentum multiplexing for communications,” *Proc. Natl. Acad. Sci. U.S.A.* **114**(46), E9755–E9756 (2017).
- [66] M. A. Cox, N. Mphuthi, I. Nape, *et al.*, “Structured light in turbulence,” *IEEE Journal of Selected Topics in Quantum Electronics* **27**(2), 1–21 (2020).
- [67] Y. Gu, O. Korotkova, and G. Gbur, “Scintillation of nonuniformly polarized beams in atmospheric turbulence,” *Optics letters* **34**(15), 2261–2263 (2009).
- [68] W. Cheng, J. W. Haus, and Q. Zhan, “Propagation of vector vortex beams through a turbulent atmosphere,” *Optics express* **17**(20), 17829–17836 (2009).
- [69] Y. Cai, Q. Lin, H. T. Eyyuboğlu, *et al.*, “Average irradiance and polarization properties of a radially or azimuthally polarized beam in a turbulent atmosphere,” *Optics express* **16**(11), 7665–7673 (2008).
- [70] P. Ji-Xiong, W. Tao, L. Hui-Chuan, *et al.*, “Propagation of cylindrical vector beams in a turbulent atmosphere,” *Chinese Physics B* **19**(8), 089201 (2010).
- [71] T. Wang and J. Pu, “Propagation of non-uniformly polarized beams in a turbulent atmosphere,” *Optics communications* **281**(14), 3617–3622 (2008).
- [72] M. A. Cox, C. Rosales-Guzmán, M. P. J. Lavery, *et al.*, “On the resilience of scalar and vector vortex modes in turbulence,” *Optics Express* **24**, 18105–18113 (2016).
- [73] P. Lochab, P. Senthikumar, and K. Khare, “Designer vector beams maintaining a robust intensity profile on propagation through turbulence,” *Physical Review A* **98**(2), 023831 (2018).
- [74] B. Ndagano, N. Mphuthi, G. Milione, *et al.*, “Comparing mode-crosstalk and mode-dependent loss of laterally displaced orbital angular momentum and Hermite–Gaussian modes for free-space optical communication,” *Optics Letters* **42**, 4175 (2017).
- [75] Z. Zhu, M. Janasik, A. Fyffe, *et al.*, “Compensation-free high-capacity free-space optical communication using turbulence-resilient vector beams,” *arXiv preprint arXiv:1910.05406* (2019).
- [76] M. A. Cox, L. Cheng, C. Rosales-Guzmán, *et al.*, “Modal diversity for robust free-space optical communications,” *Physical Review Applied* **10**(2), 024020 (2018).
- [77] R. K. Tyson, “Bit-error rate for free-space adaptive optics laser communications,” *JOSA A* **19**(4), 753–758 (2002).
- [78] S. Zhao, J. Leach, L. Gong, *et al.*, “Aberration corrections for free-space optical communications in atmosphere turbulence using orbital angular momentum states,” *Optics express* **20**(1), 452–461 (2012).
- [79] Y. Ren, G. Xie, H. Huang, *et al.*, “Adaptive-optics-based simultaneous pre-and post-turbulence compensation of multiple orbital-angular-momentum beams in a bidirectional free-space optical link,” *Optica* **1**(6), 376–382 (2014).
- [80] C. He, J. Wang, Q. Hu, *et al.*, “Vectorial adaptive optics: correction of polarization and phase,” in *Adaptive Optics and Wavefront Control for Biological Systems VI*, **11248**, 1124808, International Society for Optics and Photonics (2020).
- [81] M. Li, Y. Li, and J. Han, “Gerchberg–saxton algorithm based phase correction in optical wireless communication,” *Physical Communication* **25**, 323–327 (2017).
- [82] J. Liu, P. Wang, X. Zhang, *et al.*, “Deep learning based atmospheric turbulence compensation for orbital angular momentum beam distortion and communication,” *Optics express* **27**(12), 16671–16688 (2019).
- [83] J. Schmidt, “Numerical simulation of optical wave propagation with examples in matlab,” Society of Photo-Optical Instrumentation Engineers (2010).
- [84] L. C. Andrews and R. L. Phillips, “Laser beam propagation through random media,” SPIE (2005).
- [85] J. Pinnell, I. Nape, B. Sephton, *et al.*, “Modal analysis of structured light with spatial light modulators: a practical tutorial,” *JOSA A* **37**(11), C146–C160 (2020).
- [86] B. Rodenburg, M. Mirhosseini, M. Malik, *et al.*, “Simulating thick atmospheric turbulence in the lab with application to orbital angular momentum communication,” *New Journal of Physics* **16**(3), 033020 (2014).
- [87] V. Shatokhin, D. Bachmann, G. Sorelli, *et al.*, “Spatial eigenmodes of light in atmospheric turbulence,” in *Environmental Effects on Light Propagation and Adaptive Systems III*, **11532**, 115320G, SPIE (2020).
- [88] “Simulating thick atmospheric turbulence in the lab with application to orbital angular momentum communication,” *New J. Phys.* **16**(3), 033020 (2014).

## APPENDIX

The channel parameters, like path length, are highly restricted in the laboratory setting. This presents an apparent difficulty to experimentally verifying the eigenmodes. However, a scaling procedure exists [88] which allows us to verify real-world channels in the laboratory. This procedure is presented below.

The Fresnel integral for the full (real-world) channel of length  $L$  is

$$U_f(\mathbf{r}, L) = \frac{\exp(ikL)}{i\lambda L} \int d^2\mathbf{r}' U_i(\mathbf{r}') \exp\left(\frac{i\pi}{\lambda L} \|\mathbf{r} - \mathbf{r}'\|^2\right). \quad (10)$$

We then apply the following scaling parameters:  $\mathbf{r}_{\text{lab}} = \alpha_x \mathbf{r}$ ,  $\mathbf{r}'_{\text{lab}} = \alpha_{r'} \mathbf{r}'$  and  $L' = \alpha_z L$ , where  $\mathbf{r}_{\text{lab}}$  and  $\mathbf{r}'_{\text{lab}}$  are the coordinates used in the experiment. The diffraction integral becomes

$$U_f\left(\frac{\mathbf{r}_{\text{lab}}}{\alpha_r}\right) = \frac{\exp(ikL'/\alpha_z)}{i\alpha_{r'}\lambda L'} \int d^2\mathbf{r}'_{\text{lab}} U_i\left(\frac{\mathbf{r}'_{\text{lab}}}{\alpha_{r'}}\right) \times \exp\left(\frac{i\pi\alpha_z}{\lambda L'} \left\| \frac{\mathbf{r}_{\text{lab}}}{\alpha_r} - \frac{\mathbf{r}'_{\text{lab}}}{\alpha_{r'}} \right\|^2\right). \quad (11)$$

To keep the diffraction equivalent with these scaled coordinates we require the Fresnel number

$$F = \frac{\pi D_i D_f}{4\lambda L} \quad (12)$$

to be the same in both the full and scaled-down cases, where  $D_i$  and  $D_f$  are the aperture diameters in the initial and final planes, respectively. This sets  $\alpha_r \alpha_{r'} = \alpha_z$  and the diffraction integral becomes

$$\frac{\exp\left(ikL'\left(1 - \frac{1}{\alpha_z}\right)\right)}{\alpha_r} U_f\left(\frac{\mathbf{r}_{\text{lab}}}{\alpha_r}\right) = \exp\left(-\frac{i\pi r_{\text{lab}}^2}{\lambda f_r}\right) \frac{\exp(ikL')}{i\lambda L'} \times \int d^2\mathbf{r}'_{\text{lab}} U_i\left(\frac{\mathbf{r}'_{\text{lab}}}{\alpha_{r'}}\right) \exp\left(-\frac{\pi(r'_{\text{lab}})^2}{\lambda f_{r'}}\right) \exp\left(\frac{i\pi}{\lambda L'} \|\mathbf{r}_{\text{lab}} - \mathbf{r}'_{\text{lab}}\|\right), \quad (13)$$

where

$$f_r = \frac{L'}{1 - \alpha_{r'}/\alpha_r}, \quad (14)$$

$$f_{r'} = \frac{L'}{1 - \alpha_r/\alpha_{r'}}. \quad (15)$$

Setting  $\alpha_r = \alpha_{r'}$  means that the final and initial planes have the same size in the laboratory setting and  $f_{r,r'} \rightarrow \infty$  and the final Fresnel integral, ignoring constant phase factors which arise due to scaling, becomes

$$U_f\left(\frac{\mathbf{r}_{\text{lab}}}{\alpha_r}\right) = \frac{\alpha_r \exp(ikL')}{i\lambda L'} \int d^2\mathbf{r}'_{\text{lab}} U_i\left(\frac{\mathbf{r}'_{\text{lab}}}{\alpha_{r'}}\right) \times \exp\left(\frac{i\pi}{\lambda L'} \|\mathbf{r}_{\text{lab}} - \mathbf{r}'_{\text{lab}}\|\right). \quad (16)$$