

COHERENT ELASTIC NEUTRINO-NUCLEUS SCATTERING FIRST CONSTRAINTS / OBSERVATIONS AND FUTURE POTENTIAL

Thomas Rink (on behalf of the CONUS Collaboration)

Max-Planck-Institut für Kernphysik, Saupfercheckweg 1, 69117 Heidelberg, Germany

The detection of coherent elastic neutrino-nucleus scattering (CE ν NS) opens new possibilities for neutrino physics within and beyond the Standard Model. Following the initial discovery in 2017, several experimental attempts have emerged allowing this reaction channel to be studied with the full repertoire of modern detection technologies. As one of several reactor experiments, CONUS aims for an observation with antineutrinos emitted from the powerful 3.9 GW_{th} reactor of the nuclear power plant in Brokdorf (Germany). In particular, the application of ultra-low threshold, high-purity germanium detectors within a sophisticated shield design in close proximity to a nuclear reactor core represents an important step towards high-statistics neutrino detection with small-scale detectors. In addition to the conventional interaction, typical extensions of the Standard Model neutrino sector can be investigated with data provided from different neutrino sources and several target materials. Among these, new neutrino interactions as well as electromagnetic neutrino properties are of particular interest. This talk gives an overview of existing CE ν NS results and highlights the advantage of using different neutrino sources and target materials. The example of CONUS is used to demonstrate the various capabilities of recent and future CE ν NS measurements.

1 Coherent elastic neutrino-nucleus scattering

Coherent elastic neutrino-nucleus scattering (CE ν NS) is a flavor-blind and threshold-free interaction channel that is mediated by a weak neutral current. Shortly after the discovery of the Z boson, it was postulated by Daniel Freedman in 1974¹ and remained undetected for over four decades. Within the last five years, first observations were achieved by the COHERENT Collaboration at a π -decay-at-rest (π DAR) source and experiments located at nuclear reactors already reported first results, i.e. CONNIE, CONUS and NCC-1701. Further experimental attempts try to measure CE ν NS with different target materials such that it is probed with the full repertoire of modern detection technologies. The intriguing aspect of CE ν NS is that its coherent nature and the resulting scaling of the cross section with the squared neutron number N^2 , renders it the strongest neutrino interaction within the Standard Model of Particle Physics (SM), if the strict experimental requirements for its detection are met, cf. Fig. 1. To guarantee a coherent interaction, the wavelength of the mediating particle must be of the order of the target nucleus, $\lambda_{dB} \sim d_A$. This can be translated into an estimate of the maximally allowed neutrino energy $E_\nu \lesssim 80 A^{-\frac{1}{3}}$ [MeV], with A being the atomic number of the target nucleus. Although coherently enhanced, the reaction's observable, the nuclear recoil energy T_A of the struck nucleus, scales inversely with the target mass. Thus, a certain trade-off between the cross section's coherent enhancement ($\sim N^2$) and the resulting nuclear recoil energy ($\sim 1/N$) is unavoidable.

The differential CE ν NS cross section is given by

$$\frac{d\sigma}{dT_A}(T_A, E_\nu) = \frac{G_F^2}{\pi} Q_W^2 m_A \left(1 - \frac{m_A T_A}{2E_\nu^2}\right) F^2(T_A), \quad \text{where } Q_W = \frac{1}{2} [(1 - 4 \sin^2 \theta_W)Z - N], \quad (1)$$

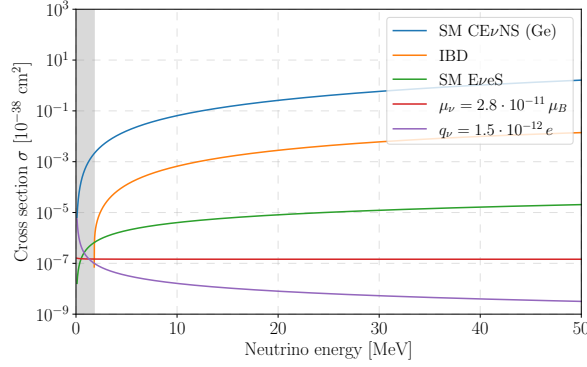


Figure 1 – Comparison of different neutrino interaction cross section in terms of neutrino energy E_ν for a Germanium target. Coherent elastic neutrino-nucleus scattering (CE ν NS) is about two order of magnitude stronger than inverse beta decay (IBD) and about four orders of magnitude than elastic neutrino-electron scattering (E ν eS). Cross sections of electron scattering associated with recent limits on the effective neutrino magnetic moment (ν MM) and a neutrino millicharge (ν MC) are also given for illustration. The figure is taken from Ref. 2.

with the Fermi constant G_F , the nucleus mass m_A , the nuclear form factor $F^2(T_A)$ and the weak nuclear charge Q_W . The latter is determined by the nucleon composition of the target nucleus, i.e. the number of neutrons N and protons Z , while the Weinberg angle $\sin^2 \theta_W$ renders it to be mainly determined by the first. In order to observe CE ν NS, the nuclear recoil energy T_A needs to be translated into a “detectable” signal, i.e. ionization signals in the case of the CONUS Germanium (Ge) detectors. During this conversion (usually referred to as quenching) energy is lost in dissipative processes like heat such that only 10-20% of the originally stored energy can be read out. Therefore, quenching puts even stronger constraints on the experimental specifications and energy thresholds below $\sim 300 \text{ eV}_{ee}$ are required for a detection with reactor antineutrinos in a Ge semiconductor detector.

1.1 Complementarity between different neutrino sources

In order to satisfy the requirements for a coherently enhanced interaction, neutrinos need to be have energies in the MeV-regime. At the moment, the two favored neutrino sources are nuclear reactors (CONNIE, CONUS, NCC-1701) and π DAR sources (COHERENT, CCM, ESS), while solar neutrinos are discussed in the context of the recent generation of dark matter direct-detection experiments. At π DAR sources, a pulsed proton beam of GeV-energy is shot on a dense target, while subsequent decays of produced pions and muons provide neutrinos of multiple flavors, i.e. $\bar{\nu}_\mu, \nu_\mu, \nu_e$, with energies reaching up to 50 MeV. These neutrino energies allow for a large CE ν NS cross section and high nuclear recoil energies, but at the cost of being in a regime where deviations from coherence occur. The time correlation between beam dumps and decays allows to suppress background events by a factor of $10^3 - 10^4$. In nuclear reactors, neutrinos are emitted in beta decays of nuclear reaction chains and therefore yield only electron antineutrinos $\bar{\nu}_e$. With a particle emission of $\sim 10^{20} \text{ GW}^{-1} \text{ s}^{-1}$, they are the strongest artificial neutrino sources on Earth and emit antineutrino with energies up to $\sim 10 \text{ MeV}$. Although being in a regime where the nuclear form factor can be approximated with unity, the lower neutrino energies consequently lead to lower nuclear recoil energies, which are thus harder to detect. To take advantage of these huge neutrino fluxes, a position inside the reactor building, close to the core is preferred. Usually at these locations, strong safety regulation forbid the use of cryogenic liquids and remote controlling. Both neutrino sources have their individual strengths and difficulties, but together they allow us to probe different aspects of CE ν NS at different energies and neutrino flavors. In this way, they can be viewed as complementary approaches to CE ν NS where information at both sites can be used to gain more knowledge in combined studies.

1.2 Experimental efforts and results

For the sake of brevity, we focus here on the four experiments that have already reported first CE ν NS results:

The detectors of the COHERENT Collaboration are located at Oak Ridge National Lab (USA) in an experimental corridor close to the facility’s interaction point with an overburden of 8 m of water equivalent (w.e.) and a flux of $4.3 \cdot 10^7 \text{ cm}^{-2}\text{s}^{-1}$ at 20 m distance. CE ν NS investigations are targeted with four detectors, each having a different energy threshold, mass and target material. In 2017 and 2019, the collaboration reported successful CE ν NS detection with its CsI[Na] and LAr detectors, where 134 ± 22 (173 ± 48 predicted)³ and 159 ± 43 (128 ± 17 predicted)⁴ events at $5 \cdot 10^{20}$ and $13.7 \cdot 10^{22}$ protons-on-target have been recorded, respectively.

The reactor experiment CONNIE is located at the Angra nuclear power plant (Brazil) and is based on silicon CCD technology. The detector consists of stacked CCDs and exhibits a total mass of 47.6 g targeting sensitivity to nuclear recoils down to $T_A \sim 1 \text{ keV}_{nr}$. At 30 m distance to two 3.8 GW_{th} pressurized water reactors, a neutrino flux of $7.8 \cdot 10^{12} \text{ cm}^{-2}\text{s}^{-1}$ is achievable. With data consisting of 2.1 kg·d reactor ON and 1.6 kg·d reactor OFF exposure, the collaboration has limited the event rate related to new physics to be $R_{NP} < 40 R_{SM}$ at 95% confidence level (C.L.).⁵ Further, the NCC-1701 experiment is located at 10.3 m distance to the 2.96 GW_{th} boiling water reactor of the Dresden nuclear power plant (USA). With a 3 kg p-type point-contact Ge detector, CE ν NS is probed down to the recoil energy region of 1-2 keV_{nr}, while at site a neutrino flux of $5 \cdot 10^{13} \text{ cm}^{-2}\text{s}^{-1}$ is expected. In the beginning of 2022, “suggestive evidence” for a signal detection has been claimed by the collaboration with 289 kg·d reactor ON and 75 kg·d reactor OFF exposure.⁶

The CONUS experiment is located at 17.1 m distance to the pressurized water reactor of the Brokdorf nuclear power plant (Germany). The experimental site exhibits an overburden of 10-45 m w.e. (depending on the azimuthal angle) and a neutrino flux of $2.3 \cdot 10^{12} \text{ cm}^{-2}\text{s}^{-1}$ is expected. The shield consists of active and passive components that allow background reduction factors of $10^3 - 10^4$ such that a background level of $\mathcal{O}(10) \text{ keV}^{-1}\text{d}^{-1}\text{kg}^{-1}$ in the region of interest is achieved. Further, critical reactor-correlated background contributions are proven to be under control. The CONUS set-up applies four kg-size p-type point-contact detectors with (ionization) energy thresholds of $\sim 300 \text{ eV}_{ee}$ (corresponding to $T_A \sim 2 \text{ keV}_{nr}$). Emphasis was put on a special low-background design and electric cryocooling is chosen due to safety restriction inside the reactor building. In order to fulfill the strict laboratory conditions close to the reactor core, site monitoring has been steadily improved. In 2020, the CONUS Collaboration constrained the CE ν NS signal rate to be $R_{SM} < 0.4 \text{ kg}^{-1}\text{d}^{-1}$ at 90% C.L. (for the currently favored quenching description: (modified) Lindhard model $k = 0.16$ ^{7,8}) with a data set consisting of 249 kg·d reactor ON and 59 kg·d reactor OFF exposure.⁹

2 BSM investigations of existing data sets

In the following, we will give an overview of BSM models than can be tested with data collected from π DAR or reactor experiments. The presented results of the CONUS Collaboration rely on data sets with exposures of 209 kg·d reactor ON and 38 kg·d reactor OFF for CE ν NS and 649 kg·d reactor ON and 94 kg·d reactor OFF for E ν eS. The ν MM investigation via E ν eS uses an even larger data sets with 689 kg·d reactor ON and 131 kg·d reactor OFF exposure.

2.1 Non-standard interactions

At first, we focus on a rather model-independent test of BSM physics. In the framework of non-standard interactions (NSIs), new physics contributions are expected to arise from the UV scale such that they manifest themselves at low-energy in terms of effective operators.¹⁰ Here, we test two of such operators: a vector-type and a tensor-type operator.

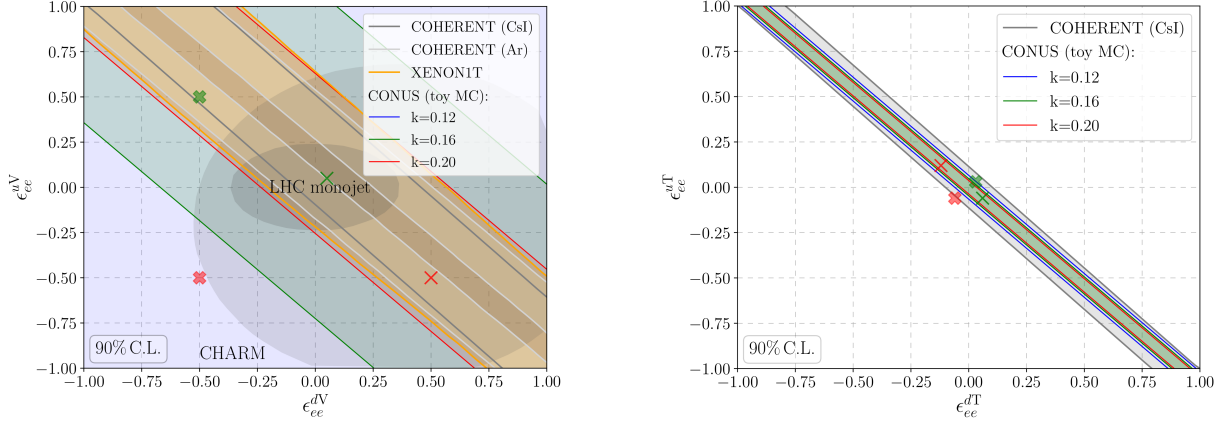


Figure 2 – Limits on up and down quark couplings of non-standard interactions for a vector-type (left) and tensor-type operator (right). Illustrated are the allowed regions for various CE ν NS and non-CE ν NS experiments, while the limits of CONUS are given for different quenching parameters (k parameters of the modified Lindhard model). The currently favored quenching behavior is given by $k = 0.16$ (green). The figures are taken from Ref. 11.

For the investigation of vector-type NSIs, we assume the existence of an operator that exhibits the same chiral structure as the SM interaction, i.e.

$$\mathcal{O}_{\text{NSI}}^q = (\bar{\nu}_\alpha \gamma^\mu P_L \nu_\beta) (\bar{q} \gamma_\mu P q) + h.c., \quad (2)$$

with the first generation of quarks $q = \{u, d\}$, the chiral projection operators $P = \{P_L, P_R\}$ and the flavor indices α, β . The corresponding couplings ϵ can be absorbed into the original weak nuclear charge,

$$\begin{aligned} \mathcal{Q}_{\text{NSI}}^V = & (g_V^p + 2\epsilon_{\alpha\alpha}^{uV} + \epsilon_{\alpha\alpha}^{dV}) Z + (g_V^n + \epsilon_{\alpha\alpha}^{uV} + 2\epsilon_{\alpha\alpha}^{dV}) N \\ & + \sum_{\alpha,\beta} \left[(2\epsilon_{\alpha\beta}^{uV} + \epsilon_{\alpha\beta}^{dV}) Z + (\epsilon_{\alpha\beta}^{uV} + 2\epsilon_{\alpha\beta}^{dV}) N \right], \end{aligned} \quad (3)$$

such that different targets/isotopes are needed in order to break occurring degeneracies. Due to the same final states, this operator can interfere with the SM CE ν NS interaction and may even lead to a reduced number of signal counts. Bounds on vector NSIs of electron-type from different neutrino sources and target materials are depicted in Fig. 2. Since the strength of the new couplings is usually given in terms of the Fermi constant G_F , one can convert the obtained bounds on the coupling ϵ into a scale below which new physics can be excluded. Taking the maximal deviation from zero along the main diagonal, which can be motivated by the assumption of universal couplings to the first quark generation, one obtains the scales $\Lambda_{\text{NP}} > 100\text{GeV}$ (CONUS, $k = 0.16$) and $\Lambda_{\text{NP}} > 240\text{GeV}$ (COHERENT, LAr), reflecting that CONUS data are currently not competitive to current πDAR data.

Further, we test for more exotic BSM physics in terms of a tensor-type operator of the form

$$\mathcal{O}_{\text{NSI}}^T = (\bar{\nu}_\alpha \sigma^{\mu\nu} \nu_\beta) (\bar{q} \sigma_{\mu\nu} q) + h.c., \quad (4)$$

with $\sigma^{\mu\nu} = \frac{i}{2}[\gamma^\mu, \gamma^\nu]$ and the first generation of quarks $q = \{u, d\}$. The corresponding cross section is given by^a

$$\left(\frac{d\sigma}{dT_A} \right)_{\text{tNSI}} = \frac{4m_A G_F^2}{\pi} \left[(2\epsilon_{\alpha\beta}^{uT} + \epsilon_{\alpha\beta}^{dT}) Z + (\epsilon_{\alpha\beta}^{uT} + 2\epsilon_{\alpha\beta}^{dT}) N \right]^2 \left(1 - \frac{m_A T_A}{4E_\nu^2} \right), \quad (5)$$

^aWhile the investigated coherently enhanced tensor contribution appears at subleading order in the non-relativistic expansion, there is also a non-coherent contribution at leading order that leads to a new nuclear form factor. A detailed study of this tensor operator in the multipole decomposition and other BSM contributions can be found in Ref. 12.

again with the mass, neutron and proton number of the target nucleus m_A , N and Z , respectively. Since the chiral structure of this interaction differs from SM one, there is no interference and this BSM channel only contributes additional events. Moreover, this interaction exhibits a higher kinematic cut-off, which allows it to extend to higher energies. This renders quenching less relevant such that the obtained bounds are determined primarily by the detectors' energy threshold and the achieved background levels. The obtained limits on the couplings to up and down quarks can be found in Fig. 2. Here, CONUS is able to set competitive bounds. However, the acquired data sets are not able to break the degeneracy among both couplings, yet. By taking again the maximal deviation from zero coupling along the diagonal, we can exclude new physics contributions of the introduced tensor-type operator below $\Lambda_{\text{NP}} \gtrsim 360 \text{ GeV}$ (CONUS, $k = 0.16$).

In conclusion, we highlight that sub-percentage precision on the ϵ parameters translates to a sensitivity on new physics located at the TeV-scale. Thus, small-scale CE ν NS experiments might represent a complementary probe of this scale that is usually tackled by LHC experiments.¹⁰

2.2 Light mediator searches

One can further search for new mediating particles that lead to spectral distortions in the recorded recoil spectrum at lowest energies. To investigate these, we apply the more general framework of simplified models, which allows us to lay aside details of model building, but include important kinematic features.¹³

At first, we assume the existence of a CP-even, massive and real scalar field ϕ and a right-handed (sterile) neutrino ν_R with a Yukawa term that couples left-handed and right-handed neutrino components. The corresponding Lagrangian induces neutrino interactions with the first generation of quarks $q = \{u, d\}$ and electrons and is given by the following expression

$$\mathcal{L}_\phi = \phi \left(g_\phi^{qS} \bar{q}q + g_\phi^{eS} \bar{e}e + g_\phi^{\nu S} \bar{\nu}_R \nu_L + h.c. \right) - \frac{1}{2} m_\phi^2 \phi^2, \quad (6)$$

with the scalar couplings g_ϕ^{xS} to the SM fermions $x = \{q, e, \nu\}$ and the scalar mass m_ϕ . Since both scalar interactions, CE ν NS and E ν eS respectively, flip the neutrino's chirality, they do not interfere with the SM channels and are purely additive contributions, whose cross sections are given by

$$\left(\frac{d\sigma}{dT_A} \right)_\phi = \frac{(g_\phi^{\nu S} Q_\phi)^2 m_A^2 T_A}{4\pi E_\nu^2 (2m_A T_A + m_\phi^2)^2}, \quad \left(\frac{d\sigma}{dT_e} \right)_\phi = \frac{(g_\phi^{\nu S} g_\phi^{eS})^2 m_e^2 T_e}{4\pi E_\nu^2 (2m_e T_e + m_\phi^2)^2}, \quad (7)$$

with the scalar equivalent of the weak nuclear charge Q_ϕ and the nuclear and electron masses and recoil energies, $m_{A,e}$ and $T_{A,e}$, respectively. To further reduce the parameter space, we assume in the following universal couplings to all SM fermions such that the model's parameter space is spanned by only two parameters, i.e. the scalar mass m_ϕ and the coupling g_ϕ . With this assumption, the scalar charge of the nucleus simplifies to $Q_\phi \rightarrow g_\phi(14N + 15.1Z)$.

We also test for the existence of a light vector boson that mediates a new force related to an additional $U(1)$ gauge group. In this case, we do not include any additional particles, but assume (at least) the first generation of quarks $q = \{u, d\}$ and the electron to be charged under the new symmetry and a Lagrangian to be of the form

$$\mathcal{L}_{Z'} = Z'_\mu \left(g_{Z'}^{\nu V} \bar{\nu}_L \gamma^\mu \nu_L + g_{Z'}^{eV} \bar{e} \gamma^\mu e + g_{Z'}^{qV} \bar{q} \gamma^\mu q \right) + \frac{1}{2} m_{Z'}^2 Z'_\mu Z'^\mu, \quad (8)$$

with the vector couplings $g_{Z'}^{xV}$ to the SM fermions $x = \{q, e, \nu\}$ and the boson mass $m_{Z'}$. Similar to the case of vector NSIs, the new interaction has the same chiral structure as the SM channel and, thus, interference is possible. The corresponding cross sections for CE ν NS and E ν eS

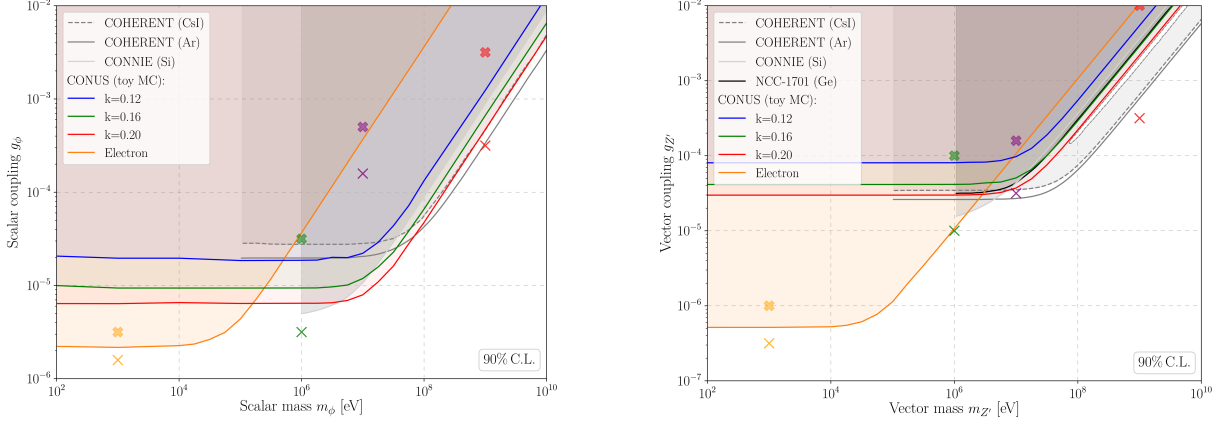


Figure 3 – Limits on the parameter space of a light scalar (left) and a light vector mediator (right). The results of various CE ν NS experiments are presented, while CE ν NS limits of CONUS are given for different quenching parameters (k parameters of the modified Lindhard model). The currently favored quenching behavior is given by $k = 0.16$ (green). Limits from E ν eS are deduced from a larger data set and indicated in orange. The figures are taken from Ref. 11.

(including the SM contribution) exhibit the form

$$\left(\frac{d\sigma}{dT_A}\right)_{\text{CE}\nu\text{NS} + Z'} = \left(1 + \frac{g_{Z'}^{\nu V}}{\sqrt{2}G_F} \frac{Q_{Z'}}{Q_W} \frac{1}{2m_A T_A + m_{Z'}^2}\right)^2 \left(\frac{d\sigma}{dT_A}\right)_{\text{CE}\nu\text{NS}}, \quad (9)$$

$$\left(\frac{d\sigma}{dT_e}\right)_{\text{E}\nu\text{eS} + Z'} = \left(\frac{d\sigma}{dT_e}\right)_{\text{E}\nu\text{eS}} + \frac{\sqrt{2}G_F m_e g_V g_{Z'}^{\nu V} g_{Z'}^{eV}}{\pi(2m_e T_e + m_{Z'}^2)} + \frac{m_e (g_{Z'}^{\nu V} g_{Z'}^{eV})^2}{2\pi(2m_e T_e + m_{Z'}^2)^2}, \quad (10)$$

with the vector equivalent of the weak nuclear charge $Q_{Z'}$. As before, we assume universal coupling to the SM fermions such that the vector charge simplifies to $Q_{Z'} \rightarrow 3(Z + N)g_{Z'}$ and the parameter space is reduced to the new mediator's mass $m_{Z'}$ and one universal coupling $g_{Z'}$.

The obtained limits for both mediator investigations and interaction channels are shown in Fig. 3 in comparison to other CE ν NS experiments. There are two characteristic regions for both interaction channels: a flat region, where $2m_{A,e}T_{A,e} \gg m_{\phi,Z'}^2$ holds, and a slope with $2m_{A,e}T_{A,e} \ll m_{\phi,Z'}^2$. Here, the complementarity between CE ν NS experiments using reactor antineutrinos and neutrinos from π DAR sources becomes evident: due to their characteristic neutrino energy they are sensitive to different mediator mass regions. Hence, reactors probe lower masses while π DAR experiments are most sensitive to higher ones. Further, the huge antineutrino flux at reactor site allows to deduce even stronger bounds via E ν eS for small mediator masses.

2.3 Electromagnetic properties of the neutrino

Finally, we illustrate what information can be drawn from CE ν NS data sets in the context of electromagnetic neutrino properties.¹⁴ In the SM, the neutrino is a left-handed, neutral fermion. Thus, electromagnetic properties can only arise via loop processes which could allow BSM physics to enter as well. Consequently, related quantities, e.g. a finite ν MM or ν MC, can be used to probe new physics. Since properties of such quantities depend also on the neutrino's fermion nature, the question whether neutrinos are Dirac or Majorana fermions might be addressed. Due to the higher flux at reactor sites, the effective electron ν MM can be investigated via both CE ν NS and E ν eS, while the multi-flavor neutrino content of π DAR sources allows to probe both electron and muon as well as transition ν MMs via CE ν NS. The cross sections of the corresponding ν MM-induced interactions are given by

$$\left(\frac{d\sigma}{dT_e}\right) = C \left(\frac{1}{T_e} - \frac{1}{E_\nu}\right) \left(\frac{\mu_{\nu_e}}{\mu_B}\right)^2, \quad \left(\frac{d\sigma}{dT_A}\right) = CZ^2 \left(\frac{1}{T_A} - \frac{1}{E_\nu}\right) \left(\frac{\mu_{\nu_e,\mu}}{\mu_B}\right)^2 F^2(T_A), \quad (11)$$

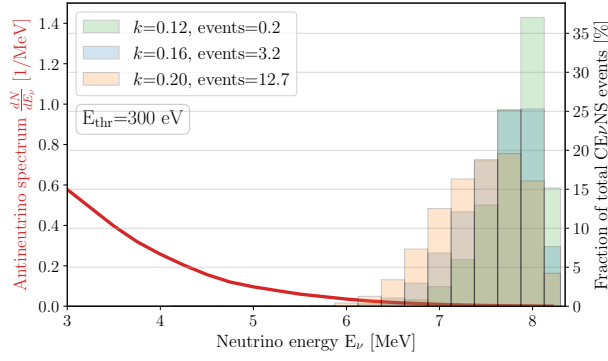


Figure 4 – Spectral sensitivity of CEνNS in terms of neutrino energy E_ν for CONUS detector C1 and a threshold energy of $E_{\text{thr}} = 300$ eV. The underlying reactor antineutrino spectrum is given in red, while the event fraction is indicated for three different k parameters of the modified Lindhard model. The figure is taken from Ref. 2.

with $C = (\pi\alpha_{\text{em}}^2)/m_e^2$, the proton number of the target nucleus Z and the nuclear form factor $F^2(T_A)$. Note that both cross sections scale inversely with the recoil energy $T_{e,A}$, giving an advantage to detectors with very low energy thresholds. The CONUS data sets constrain the effective electron ν MM via $E\nu\text{eS}$ to $\mu_{\nu_e} < 7.5 \cdot 10^{-11} \mu_B$ (90% C.L.), which lies in the range of typical reactor bounds. Assuming a null result, the different scaling in the cross sections of ν MM and ν MC allows to convert this limit into a corresponding limit for a neutrino millicharge. In doing so, the CONUS data yield a limit of $|q_{\nu_e}| < 3.3 \cdot 10^{-12} e$ (90% C.L.).¹⁵ With COHERENT data sets ν MMs have been investigated with the CEνNS channel. Although coherently enhanced (reflected by the squared proton number), the obtained bounds are generally one to two orders of magnitude weaker than current limits from a reactor site, $\mu \sim \mathcal{O}(10^{-10} - 10^{-9}) \mu_B$. Dedicated investigations of ν MCs at π DAR sources yield bounds of $|q_\nu| \lesssim \mathcal{O}(10^{-8}) e$.¹⁶

3 Opportunities for CEνNS experiments

In addition to the BSM aspects discussed, CEνNS will provide further possibilities for investigations within and beyond the SM if the signal is measured with satisfying statistics. Measurements of the Weinberg angle $\sin^2 \theta_W$ provide further knowledge in low energy regions where uncertainty is still high. In particular, any deviation from the generic SM prediction could be a hint towards BSM physics, e.g. a light Z' -like mediator or a finite neutrino charge radius. Further, CEνNS allows a model-independent extraction of the neutron density distribution, while the neutrino sources discussed here contribute knowledge at different momentum transfers. A direct measurement of a reactor's antineutrino spectrum is another application of this channel. Here, CEνNS exhibits sensitivity to high neutrino energies where uncertainties are still large, cf. Fig. 4.

In the context of BSM physics, there are further model classes that can be probed with CEνNS. For example, the CEνNS signal can be used to measure the total neutrino flux and test for oscillation modes into sterile neutrinos. Although not explicitly designed for this purpose, CEνNS experiments might contribute further knowledge to the search for eV-mass sterile neutrino discussed in the context of neutrino flux anomalies at short-baselines. Analogous to the above studies, one can further look for new massive fermions that are created in the CEνNS process. Especially interesting are models that discuss these new fermions in the context of neutrino mass generation or dark matter. Next to direct interactions, further analyses are possible in terms of newly created particles at π DAR sources or in nuclear reactor. CEνNS-measuring devices could help to probe portal interactions induced for example by axion-like particles or dark photons.

4 Conclusion

In this talk we argued that CE ν NS opens a new path to high-statistic neutrino physics, where neutrinos can be investigated with “car”-size detectors. While this “new” interaction channel is going to be probed with the full spectrum of modern detection technologies, reactor and π DAR experiments represent complementary approaches with their individual strengths and weaknesses. The recorded and future data allow for various SM and BSM investigations like the measurements of the Weinberg angle or searches for NSIs or light mediating particles. The CONUS Collaboration has performed several improvements for the recent data collection periods, e.g. better environmental stability and a new DAQ system with lower threshold energy and pulse shape capacity. The analysis of latest data sets from the Brokdorf site is already in preparation and new experimental sites are under discussion. All in all, CE ν NS allows for an active and bright future in which even flavor-blind neutrino astronomy of the neutrino floor and supernovae seems within reach. The next generation of CE ν NS experiments in combination with dark matter direct-detection searches will definitely provide a huge playground for phenomenology.

References

1. D. Z. Freedman, “Coherent Neutrino Nucleus Scattering as a Probe of the Weak Neutral Current”, *Phys. Rev. D*, vol. 9, pp. 1389–1392, 1974.
2. T. Rink, *Investigating Neutrino Physics within and beyond the Standard Model using CONUS Experimental Data*, PhD thesis, 10.11588/heidok.00031274, U. Heidelberg, 2022.
3. D. Akimov *et al.*, “Observation of Coherent Elastic Neutrino-Nucleus Scattering”, *Science*, vol. 357, no. 6356, pp. 1123–1126, 2017.
4. D. Akimov *et al.*, “First Measurement of Coherent Elastic Neutrino-Nucleus Scattering on Argon”, *Phys. Rev. Lett.*, vol. 126, no. 1, p. 012002, 2021.
5. A. Aguilar-Arevalo *et al.*, “Exploring low-energy neutrino physics with the Coherent Neutrino Nucleus Interaction Experiment”, *Phys. Rev. D*, vol. 100, no. 9, p. 092005, 2019.
6. J. Colaresi, J. I. Collar, T. W. Hossbach, C. M. Lewis, and K. M. Yocum, “Measurement of Coherent Elastic Neutrino-Nucleus Scattering from Reactor Antineutrinos”, *Phys. Rev. Lett.*, vol. 129, no. 21, p. 211802, 2022.
7. B. J. Scholz, A. E. Chavarria, J. I. Collar, P. Privitera, and A. E. Robinson, “Measurement of the low-energy quenching factor in germanium using an $^{88}\text{Y}/\text{Be}$ photoneutron source”, *Phys. Rev. D*, vol. 94, no. 12, p. 122003, 2016.
8. A. Bonhomme *et al.*, “Direct measurement of the ionization quenching factor of nuclear recoils in germanium in the keV energy range”, *Eur. Phys. J. C*, vol. 82, no. 9, p. 815, 2022.
9. H. Bonet *et al.*, “Constraints on Elastic Neutrino Nucleus Scattering in the Fully Coherent Regime from the CONUS Experiment”, *Phys. Rev. Lett.*, vol. 126, no. 4, p. 041804, 2021.
10. M. Lindner, W. Rodejohann, and X.-J. Xu, “Coherent Neutrino-Nucleus Scattering and new Neutrino Interactions”, *JHEP*, vol. 03, p. 097, 2017.
11. H. Bonet *et al.*, “Novel constraints on neutrino physics beyond the standard model from the CONUS experiment”, *JHEP*, vol. 05, p. 085, 2022.
12. M. Hoferichter, J. Menéndez, and A. Schwenk, “Coherent elastic neutrino-nucleus scattering: EFT analysis and nuclear responses”, *Phys. Rev. D*, vol. 102, no. 7, p. 074018, 2020.
13. D. G. Cerdeño, M. Fairbairn, T. Jubb, P. A. N. Machado, A. C. Vincent, and C. Boehm, “Physics from solar neutrinos in dark matter direct detection experiments”, *JHEP*, vol. 05, p. 118, 2016. [Erratum: *JHEP* 09, 048 (2016)].
14. C. Giunti and A. Studenikin, “Neutrino electromagnetic interactions: A window to new physics”, *Rev. Mod. Phys.*, vol. 87, p. 531, 2015.

15. H. Bonet *et al.*, “First upper limits on neutrino electromagnetic properties from the CONUS experiment”, *Eur. Phys. J. C*, vol. 82, no. 9, p. 813, 2022.
16. M. Cadeddu, F. Dordei, C. Giunti, Y. F. Li, E. Picciau, and Y. Y. Zhang, “Physics results from the first COHERENT observation of coherent elastic neutrino-nucleus scattering in argon and their combination with cesium-iodide data”, *Phys. Rev. D*, vol. 102, no. 1, p. 015030, 2020.