

Algorithmic Phases in Variational Quantum Ground-State Preparation

Nikita Astrakhantsev,^{1,*} Guglielmo Mazzola,^{2,3} Ivano Tavernelli,² and Giuseppe Carleo⁴

¹*Department of Physics, University of Zurich, Winterthurerstrasse 190, CH-8057 Zurich, Switzerland*

²*IBM Quantum, IBM Research — Zurich, CH-8803 Rüschlikon, Switzerland*

³*Institute for Computational Science, University of Zurich, Winterthurerstrasse 190, 8057 Zurich, Switzerland*

⁴*Institute of Physics, École Polytechnique Fédérale de Lausanne (EPFL), CH-1015 Lausanne, Switzerland*

The fidelity of a variational quantum circuit state prepared within stochastic gradient descent depends on, in addition to the circuit architecture, the number N_s of measurements performed to estimate the gradient components. Simulating the variational quantum eigensolver (VQE) approach applied to two-dimensional frustrated quantum magnets, we observe that this dependence has systematic features. First, the algorithm manifests pronouncedly separated regimes on the N_s axis with state fidelity \mathcal{F} vanishing at $N_s < N_s^c$ and rapidly growing at $N_s > N_s^c$. The point of transition N_s^c is marked by a peak of energy variance, resembling the behaviour of specific heat in second-order phase transitions. The extrapolation of the system-dependent threshold value N_s^c to the thermodynamic limit suggests the possibility of obtaining sizable state fidelities with an affordable shots budget, even for large-scale spin clusters. Second, above N_s^c , the state infidelity $\mathcal{I} = 1 - \mathcal{F}$ satisfies $\mathcal{I} - \mathcal{I}_0 \propto 1/(\Delta^2 N_s)$, with \mathcal{I}_0 representing the circuit’s inability to express the exact state, \mathcal{F} is the achieved state fidelity, and Δ represents the system energy gap. This $1/\Delta^2$ empirical law implies optimization resources increase inversely proportional to the squared gap of the system. We provide a symmetry-enhanced simulation protocol, which, in case of a closing gap, can significantly reduce the frustrated magnets simulation costs in quantum computers.

I. INTRODUCTION

The task of preparing a quantum state on a qubit register is of fundamental importance in digital quantum computing. To this end, the Variational Quantum Eigensolver (VQE) [1–3] algorithm, of widespread use in several quantum application domains, from chemistry and physics [4–6], machine learning [7], combinatorial optimization [8], and finance [9] aims at variationally preparing the ground state of a Hamiltonian \hat{H} [4, 9–14]. While the VQE algorithm has been implemented already on existing noisy devices, its importance will persist in the future fault-tolerant regime as it is also necessary for more advanced quantum algorithms such as eigenstate projection methods [15, 16].

The two essential ingredients of the method are: (i) a parametrized quantum circuit with variational parameters θ , which produces a wave function $|\psi(\theta)\rangle$ expressing the ground state of the problem, and (ii) a *learning* procedure aimed to optimizing the circuit variational parameters θ . This last step involves a feedback loop between the quantum and classical resources.

The VQE is among the most widely used quantum algorithms, and it has been adapted to many particular contexts and models. However, most of the effort has been spent so far in devising better variational forms, tailored to various application domains [3, 6, 11, 17–21] or hardware architectures [4, 6].

Significantly less attention has been paid to the optimization part of the algorithm, with the notable exception of works discussing the concept of the barren

plateaus, manifested in gradients vanishing exponentially fast with the system size [22]. However, this phenomenon was reported only in the context of random circuit variational forms. Recent works have proven an absence of such plateaus in the quantum CNN architecture [23] and circuits aimed at the study of quantum magnets [24, 25].

This article aims to provide a phenomenological theory underlying the efficiency of the training (i) within several optimization algorithms, (ii) in various regimes of model parameters, and (iii) as a function of optimization hyperparameters such as the learning rate η or the number of gradient-estimating samples N_s per optimization step.

We adopt the best-case scenario of a noise-free hardware setting and study the stochastic gradient descent (SGD) and the stochastic reconfiguration (SR) approach [26], as implemented on quantum computers in the Quantum Natural Gradient Descent (QNGD) approach [27]. In such a hardware-free noise setting, the remaining obstacle for the state preparation is the inherent statistical quantum measurement noise in the gradient estimation ($\nabla\langle\hat{H}\rangle$) induced by a finite budget N_s of shots, i. e. circuit repetitions [3, 11, 28].

In this scenario, we analyze how the performance of variational ground-state preparation is affected by the sample size N_s per gradient component and the learning rate η of a gradient descent step. First, we observe that the resulting fidelity shows a “critical” behavior as a function of a suitably-defined stochastic energy fluctuations measure $\epsilon \propto 1/N_s$. Namely, we show that the fidelity vanishes when this measure is larger than a certain threshold value, $\epsilon > \epsilon^c$ and shows a rapid growth instead at $\epsilon < \epsilon^c$. Further in the text, we refer to this sharp change in the algorithm performance as an *algorithmic phase transition* and, somewhat loosely, call this behavior *critical*. We emphasize that these algorithm

* nikita.astrakhantsev@physik.uzh.ch

performance regimes, as well as the transition between them and threshold (critical) ϵ_c , stem primarily from the optimization hyperparameters such as η , N_s , and are not related to conventional phase transitions in a medium. Notably, this critical behavior can be qualitatively reproduced for a given circuit with a simple distribution over the parameter space given by the Boltzmann distribution $\Pi(\boldsymbol{\theta}) \propto \exp(-E(\boldsymbol{\theta})/T)$ with T being the effective temperature of the system and $E(\boldsymbol{\theta}) = \langle \psi(\boldsymbol{\theta}) | \hat{H} | \psi(\boldsymbol{\theta}) \rangle$ being the energy expectation. Second, we address estimating the sample size required to reach a certain overlap with the ground state. For sufficiently large samples, we observe that the circuit infidelity behaves as $A\epsilon + \mathcal{I}_0$ with \mathcal{I}_0 representing the circuit’s inability to exactly express the quantum state.

By considering numerical simulations of different two-dimensional frustrated spin-1/2 magnets, we observe that the prefactor A has a universal behavior and, in the case of such systems, grows as $\sim 1/\Delta^2$ with the spectral gap Δ . Such dependence imposes a constraint on the minimum circuit shots number N_s required to reach certain fidelity and on the class of quantum systems addressable with VQE. Based on this observation, we also discuss symmetry-based strategies to effectively increase Δ , thus, in some cases, significantly reducing the required resources for the algorithm.

This paper is organized as follows. In Section II, we outline the phenomenological theory for the observed algorithmic phase transition and residual infidelity scaling. In Section III, we introduce a model for two-dimensional frustrated magnets and symmetry-enhanced circuits. Finally, in Section IV we demonstrate numerical evidence for these claims, and we draw conclusion in Section V.

II. PHENOMENOLOGY OF STATE PREPARATION

A. An effective stochastic temperature and algorithmic phase transition

In stochastic optimization methods, such as variational Monte Carlo or gradient-based machine learning, it is known that the power spectrum of statistical noise, under certain assumptions, defines an effective temperature [29–31]. Concretely, we consider a variational circuit parametrized with a vector of parameters $\boldsymbol{\theta}$ and consider the update law representing the Stochastic Gradient Descent (SGD) approach $\boldsymbol{\theta}^{i+1} = \boldsymbol{\theta}^i - \eta \nabla \langle \hat{H} \rangle$ with η being the learning rate. In the actual multivariate VQE optimization, noise is governed by a $\boldsymbol{\theta}$ -dependent and non-diagonal covariance matrix. Here, to analytically examine the stochastic VQE optimization dynamics, we assume that $\nabla \langle \hat{H} \rangle = \mathcal{N}(\mathbf{f}, \sigma)$, i. e. that the forces on the parameters, \mathbf{f}_k , are distributed normally with a diagonal and uniform variance, $\sigma_k^2 \simeq \text{Var } \mathbf{f}_k / N_s$. As mentioned above, in this work, N_s stands for the number of shots used for the estimation of each gradient component. The

effective parameters pseudodynamics is therefore given by a Langevin equation of the form

$$\boldsymbol{\theta}_k^{t+1} = \boldsymbol{\theta}_k^t - \eta \mathbf{f}_k + \mathcal{N}(0, \eta \sigma_k), \quad (1)$$

where the index k enumerates components of the variational parameters vector of length N_p . Besides, we assume that the gradient variances, $\text{Var } \mathbf{f}_k$, are approximately equal for all parameters.¹ Then, stationary solution of Eq. (1) is the Boltzmann distribution $\Pi(\boldsymbol{\theta}) \propto \exp(-E(\boldsymbol{\theta})/T)$, where we defined

$$T = \text{Var } \mathbf{f}_k \eta / N_s, \quad (2)$$

as an effective temperature of the system. This definition agrees with the well-known expression for the effective temperature in variational Monte Carlo optimization [30, 31]. Without loss of generality, we assume that the ground state energy value is $E = 0$, and is also reached at $\boldsymbol{\theta} = \mathbf{0}$. We thus write to the second order $E(\boldsymbol{\theta}) = \boldsymbol{\theta}^T \hat{D} \boldsymbol{\theta} / 2 = (1/2) \sum_k D_k \theta_k^2$ where we consider a basis $\tilde{\boldsymbol{\theta}}$ delivering a diagonal form to \hat{D} [32–34]. This implies that energy fluctuations are proportional to the number of parameters N_p with $T/2$ per degree of freedom², namely $\langle E(\boldsymbol{\theta}) \rangle = (1/2) N_p T$.

Below we will provide numerical evidence supporting the existence of an algorithmic phase transition as a function of the energy fluctuations measure $\epsilon = (1/2) N_p T$, separating the $\epsilon > \epsilon^c$ regime where the optimization is impossible from the $\epsilon < \epsilon^c$ regime where the algorithm finds sizable finite overlap with the ground state. Notably, the switch between the two regimes often occurs not through a smooth crossover but is instead characterized by a sharp phase transition with a well-defined ϵ^c , also marked, similar to heat capacity behaviour in second-order phase transitions, by a peak in energy variance $\langle (E - \bar{E})^2 \rangle$. We will also show that ϵ^c does not decrease exponentially with system size, keeping the state preparation feasible while approaching the thermodynamic limit.

We emphasize that our numerical experiment setup is different from the standard thermodynamic case, where both the energy fluctuations and the full problem Hamiltonian energy scale Λ are proportional to the number of system degrees of freedom, i. e. are both extensive quantities. In our setup, Λ , being a characteristic of a problem and not of the Ansatz, is independent of N_p . In the meantime, energy fluctuations ϵ , depending on the Ansatz, are linear in N_p . Intuitively, the “trainable” phase should satisfy $\epsilon \ll \Lambda$. Since the latter is independent of N_p , the magnitude of energy fluctuations $\epsilon = (1/2) N_p T$, and not

¹ This assumption is numerically well verified in the case of the Ansatz states considered in the following

² Strictly speaking, the energy fluctuation should be the sum of effective temperatures $\langle E(\boldsymbol{\theta}) \rangle = (1/2) \sum_k T_k$ associated to the system parameters. In our case, however, for simplicity we assume all temperatures equal.

temperature T , sets a measure detecting the algorithmic phase transition.

Substituting non-diagonal θ -dependent covariance matrix with diagonal uniform variance σ^2 is a major approximation. We show, however, that sampling a ‘‘parametric’’ partition function

$$\mathcal{Z}_\theta = \int d\theta \exp(-E(\theta)/T) \quad (3)$$

can reproduce some features of the original stochastic VQE optimization, such as the mentioned parametrical regions with vanishing training fidelity and pronounced separation from the ‘‘trainable phase’’ with the transition point marked by a peak of energy variance. Thus, the reported behaviour manifests itself also within sampling the variational circuit parameters from the thermal Boltzmann distribution $\Pi(\theta) \propto \exp(-E(\theta)/T)$.

B. A phenomenological scaling law for the residual infidelity

In the $\epsilon < \epsilon^c$ regime, when the optimization reaches sizable fidelity, we propose the following empirical scaling law for the residual infidelity $\mathcal{I} = 1 - |\langle \psi(\theta) | \psi_0 \rangle|^2$:

$$\mathcal{I} = A\epsilon + \mathcal{I}_0, \quad (4)$$

where \mathcal{I}_0 describes the ‘ideal’ representational ineffectiveness of a given variational circuit. It has been demonstrated in an ideal exact gradient setup that \mathcal{I}_0 can be made arbitrarily small with a suitable choice of the Ansatz and corresponding circuit depth [24, 35, 36]. However, in addition to the limitations associated with the expressivity of the circuit, the measured state infidelity also stems from the finite sample size of gradient estimates per component, N_s .

We argue that this residual infidelity depends on the same effective energy fluctuations measure ϵ introduced above and on spectral properties of the system of interest, such as the gap to the first excited state Δ . Our numerical experiments suggest a fast scaling with the inverse gap, which to a reasonable degree follows a $A \propto 1/\Delta^2$ behaviour. This proportionality implies an increasing optimization complexity for systems with a closing gap. This dependence is similar to the one of the Adiabatic Theorem, which imposes the relation $\tau \propto 1/\Delta^2$ on the smallest time extent of quantum annealing [37]. In the following, we also provide a recipe allowing one to ameliorate this problem by employing symmetry projections [21].

III. MODEL AND QUANTUM CIRCUITS

We perform numerical experiments on the $j_1 - j_2$ Heisenberg spin-1/2 model on a series of two-dimensional lattices. We place both model and geometries in focus since (i) the ground state of this model under certain

conditions realizes a quantum spin liquid, an exotic and long-sought phase of matter [38, 39], (ii) tuning the couplings ratio j_1/j_2 allows one, on each of these geometries, to explore different model regimes, and to trigger gap closing, (iii) lattice models allow for a controllable study of the thermodynamic limit.

The spin-1/2 Heisenberg model is described by the Hamiltonian

$$\hat{H} = j_1 \sum_{\langle i,j \rangle} \hat{\mathbf{S}}_i \cdot \hat{\mathbf{S}}_j + j_2 \sum_{\langle\langle i,j \rangle\rangle} \hat{\mathbf{S}}_i \cdot \hat{\mathbf{S}}_j, \quad (5)$$

with $\langle \dots \rangle$ representing j_1 -bonds and $\langle\langle \dots \rangle\rangle$ representing the j_2 -bonds. The range of ratios j_2/j_1 is chosen, in each particular case, to interpolate between frustrated and magnetically-ordered regimes. See Appendix VII A for the definition of the lattice geometries and for the description of the parameter regimes for which gap closing is expected.

For numerical experiments with SGD and SR techniques, we employ a symmetry-enhanced Ansatz [21]. The spin-spin interaction in the Hamiltonian (see Eq.(5)) can be replaced by the *SWAP operator* $\hat{P}_{ij} = \frac{1}{2} (\hat{\mathbf{S}}_i \cdot \hat{\mathbf{S}}_j + \hat{\mathbb{1}})$, which induces an exchange of spin states between sites i and j . If the state is prepared in the total spin-zero $S = 0$ sector, such as the dimer product state

$$|\psi_D\rangle = \bigotimes_{0 \leq i < N/2} \frac{1}{\sqrt{2}} (|\uparrow_{2i} \downarrow_{2i+1}\rangle - |\downarrow_{2i} \uparrow_{2i+1}\rangle), \quad (6)$$

action of eSWAP operators $\exp(i\theta \hat{P}_{ij})$ preserves the total spin and the wave function reads

$$|\psi\rangle(\theta) = \left(\prod_{\alpha} e^{i\theta_{\alpha} \hat{P}_{i_{\alpha} j_{\alpha}}} \right) |\psi_D\rangle, \quad (7)$$

where to define the (i_{α}, j_{α}) pairs we employ checkerboard decomposition of the Hamiltonian Eq.(5). Specifically, in the case of a square lattice, the Hamiltonian can – up to a constant – be written as a sum of $L \times 4$ SWAP operators acting between pairs of qubits. We split this set of pairs into 8 layers of full coverings (when each qubit belongs to exactly one pair), and treat these pairs as (i_{α}, j_{α}) . Note that all eSWAP operators within one layer can be applied simultaneously. In addition one can also fix the spatial point group symmetry representation of the wave function (for details of such fixation, optimization protocol and the definition (i_{α}, j_{α}) in the triangular and hexagonal cases, see Appendix VII B). This Ansatz allows one to effectively change Δ (if symmetry is imposed, effective Δ is the energy of the first excited state *in the respective irreducible representation*) and improves the ability to express the ground state (decreases \mathcal{I}_0), keeping N_p relatively low. Importantly, the introduced Ansatz only shows a mild decay of the gradient norms with system size, signaling the absence of the so-called barrens plateau issue, proven to emerge in a generic

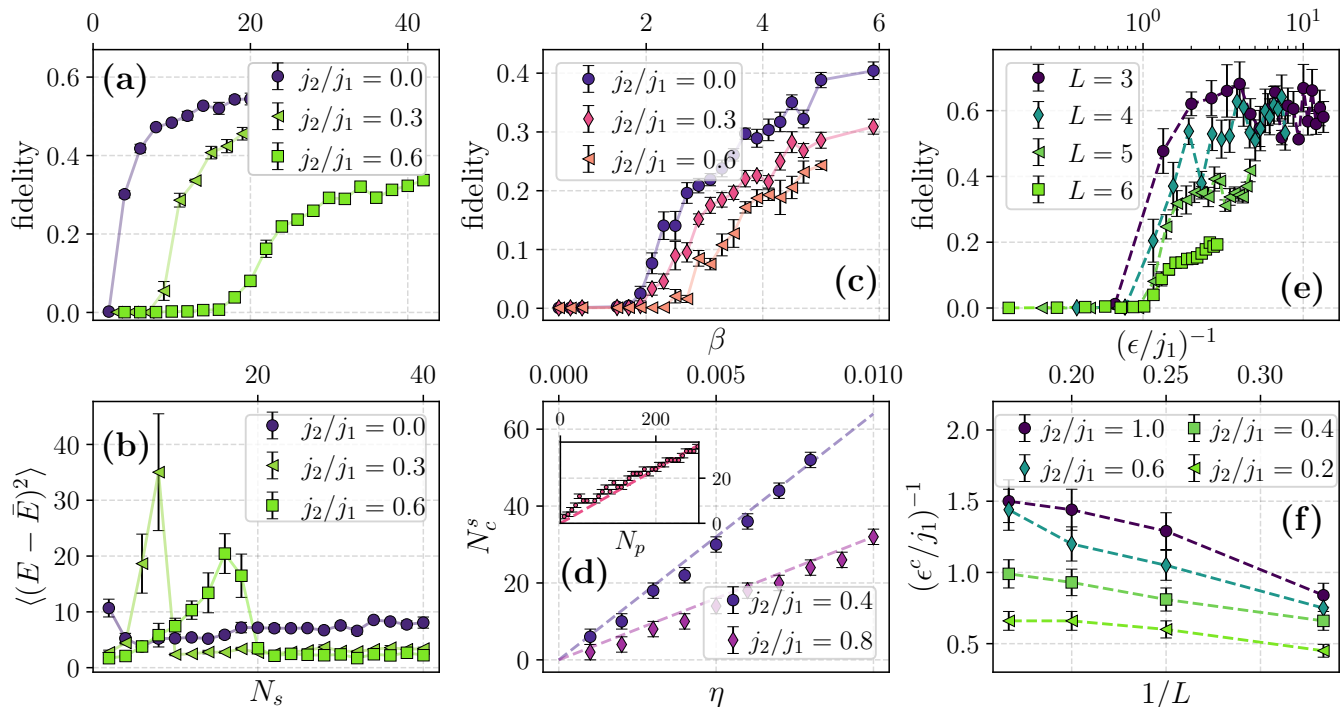


FIG. 1. (a-b) Fidelity and energy variance as a function of N_s for various j_2/j_1 measured on the 4×4 square lattice with OBC-PBC. (c) Fidelity as a function β within simulation of the 4×4 square lattice at various j_2/j_1 with direct sampling from thermal partition function Eq. (3). (d) Critical number of samples N_s^c as a function of learning rate η on the 4×4 triangular lattice with PBC. (d, inset): Critical number of samples N_s^c as a function of number of parameters d on the 4×4 square lattice with PBC at $j_2/j_1 = 0.4$. (e-f) Circuit fidelity as a function of ϵ^c/j_1 within the $L \times L$ setup at $j_2/j_1 = 0.4$ and inverse critical fluctuation measure $(\epsilon^c/j_1)^{-1}$ as a function of $1/L$.

quantum circuit setup [40]. The proposed circuit has a sub-exponential decay, similarly to the case of the transverse field Ising model reported in [41], as we demonstrate in Appendix VIII D. Other barren plateaus-free circuits aimed at the study of frustrated two-dimensional magnets were also previously reported [24, 25].

IV. RESULTS

A. Small sample size regime: critical behaviour

The optimization of the circuit parameters requires the estimation of the energy gradient with respect to gate parameters θ , for which a circuit is being executed N_s times per gradient component. Larger N_s leads to better estimates for the wave function projections such as the fidelity $\mathcal{F} = |\langle \psi(\theta) | \psi_0 \rangle|^2$ (i. e., the squared overlap with the ground state), as well as for expectation values of the form $\langle \psi(\theta) | \hat{O} | \psi(\theta) \rangle$ for any given observable \hat{O} . A naively expected behavior in such a case would be a gradual growth of fidelity with N_s . However, Ref. [42], which studies Neural Quantum States (NQS) [43] (an ansatz class used in *classical* computing) reported a sharply different behavior with nearly zero fidelity for $N_s < N_s^c$

smaller than some critical N_s^c number of samples³.

1. Manifestation of the critical behavior

To test which scenario (a smooth transition or a critical behavior) is realized with the quantum state preparation, we perform optimization with stochastic gradient descent (SGD) in the small- N_s regime⁴. We plot the circuit fidelity (or, similarly, infidelity) throughout the Results section on the vertical axis. To obtain the circuit fidelity, we employ the following protocol. Starting from a random set of parameters, we optimize a circuit using the SGD or SR approach until the sliding mean of fidelity with a window of several hundred steps stabilizes. After such convergence, we use the mean over the next thousand iteration steps as the circuit fidelity. The procedure is repeated ten times to estimate the error

³ Another prominent example of an algorithmic phase transition occurring in an optimization problem is the so-called *jamming transition* reported for an artificial Neural Network training [44].

⁴ In this regime of small N_s , the metric tensor inversion requires a very large regularization (see Appendix VII B), effectively turning SR into SGD.

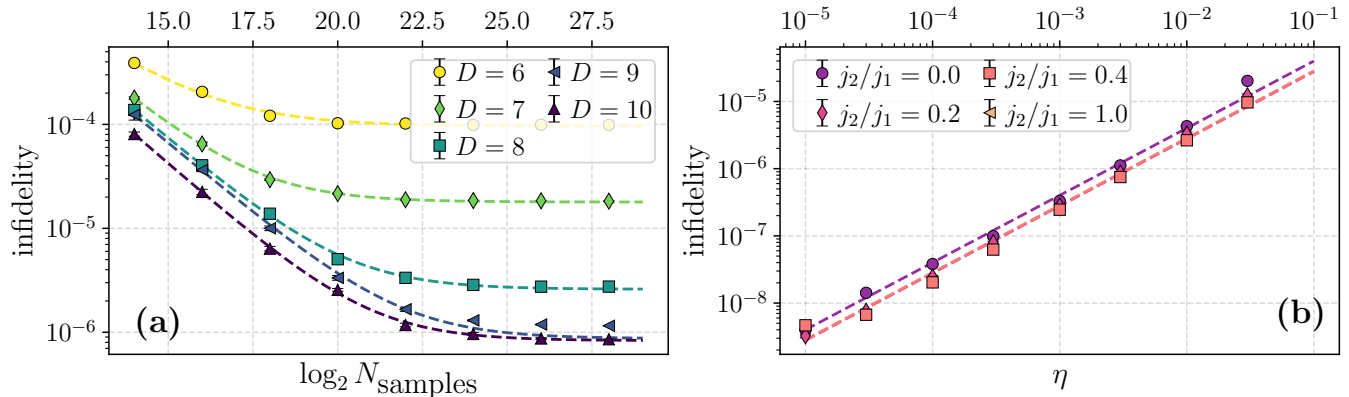


FIG. 2. Large- N_s regime study of the 4×4 square lattice. (a) Infidelity as a function of N_s for a set of depths at $j_2/j_1 = 0.4$. The dashed line show fit with the Ansatz Eq. (4). (b) Infidelity as a function of η for a set of j_2/j_1 at $D = 8$.

bars. In Fig. 1 (a) we show the state fidelity as a function of N_s for various j_2/j_1 on the 4×4 square lattice with open boundary conditions (OBC) in the first and periodic (PBC) in the second dimension to avoid geometrical frustrations in the $j_2/j_1 = 0$ pure nearest-neighbor case. One can see that the fidelity remains vanishingly small for $N_s < N_s^c$, followed by a rapid growth afterwards. Such drastic change of pattern is suggestive of a *critical behaviour*. To explore this transition in N_s , in Fig. 1 (b) we show $c_V/N_s^2 = \text{Var } E$ as a function of N_s . We observe that the peak of $\text{Var } E$ coincides precisely with N_s^c , defined as the departure point from the zero-fidelity regime. The effective specific heat c_V also shows a peak in this region. This quantity generalizes the thermal specific heat $c_V^\beta = \beta^2 \text{Var } E$, where we assume that the inverse number of samples, $1/N_s$, plays the role of an effective temperature. We observe a similar critical behaviour across other cluster dimensions and geometries under consideration. Notably, the reported algorithmic phase transition is also accompanied by a qualitative change in the distribution of the overlaps with higher excited states $\mathcal{O}_k = |\langle \psi(\boldsymbol{\theta}) | \psi_k \rangle|^2$. Namely, it changes from being peaked at $1/|\mathcal{H}|$ (with $|\mathcal{H}|$ being the size of the Hilbert space) to be much wider (see Appendix. VIII E). Thus, at small N_s , the circuit learns *uniform* overlap with all eigenstates, while at $N_s > N_s^c$ the circuit favors only several low-lying excitations. This is consistent with the argument outlined in Section. II, based on the thermal partition function.

To substantiate this, we simulate the “parametric” partition function \mathcal{Z}_θ defined in Eq. (3) using a Metropolis algorithm that performs random walks in the parameter space. In Fig. 1 (c) we show the average fidelity computed along the generated Markov chain at different temperatures for the 4×4 square lattice. We keep the number of parameters fixed and thus present the data as a function of $\beta = 1/T$. Even though the growth after the critical value β_c is not as sharp as observed in Fig. 1 (a), we notice also in this case a region of nearly zero fidelity for $\beta < \beta_c$. Similarly to the case in Fig. 1 (b), the specific

heat c_V^β has a pronounced peak at β_c . The histogram of overlaps \mathcal{O}_k shows a similar qualitative change between the two regimes (see Appendix VIII E for details).

We note that the abruptness of growth at $N_s > N_s^c$ ($\beta > \beta_c$) is clearly dependent on j_2/j_1 , as seen from contrasting the $j_2/j_1 = 0.6$ and $j_2/j_1 = 0.0$ curves demonstrated in Fig. 1 (a, c). However, clear separation between the two algorithmic regimes marked by a peak of energy variance, remains present.

To verify the effective temperature expression Eq. (2), in Fig 1 (d), we plot N_s^c as a function of η for the 4×4 triangular lattice and observe a linear dependence on learning rate η . This supports the linear η proportionality in Eq. (2). The inset shows N_s^c as a function of N_p . As expected, we observe a linear dependence, while the variance per parameter, $\frac{1}{N_p} \sum_k \text{Var } \mathbf{f}_k$, remains mostly unchanged. This behavior is also observed in other lattice geometries. This shows a pronounced criticality in the energy fluctuations measure $\epsilon = (1/2)TN_p$, rather than in the mere effective temperature T .

2. Critical behavior in the thermodynamic limit

We aim to extrapolate the critical energy fluctuations measure ϵ^c to the thermodynamic limit. To this end, we consider $L \times 4$ square lattices with $L = 3, 4, 5$ and 6 . As circuit architecture, we select the 8 checkerboard decomposition layers of the Hamiltonian in Eq. (5). Thus, due to the high computational cost otherwise, the depth of the circuit does not scale with L . Additionally, OBC in the L -direction and PBC in the second direction are imposed, ensuring the absence of geometric frustrations. In Fig. 1 (e) we report the state fidelity as a function of ϵ , while in Fig. 1 (f), we show the dependence of ϵ^c on the lattice dimension L^{-1} . We observe a saturation with the increase of L , and note that the critical energy fluctua-

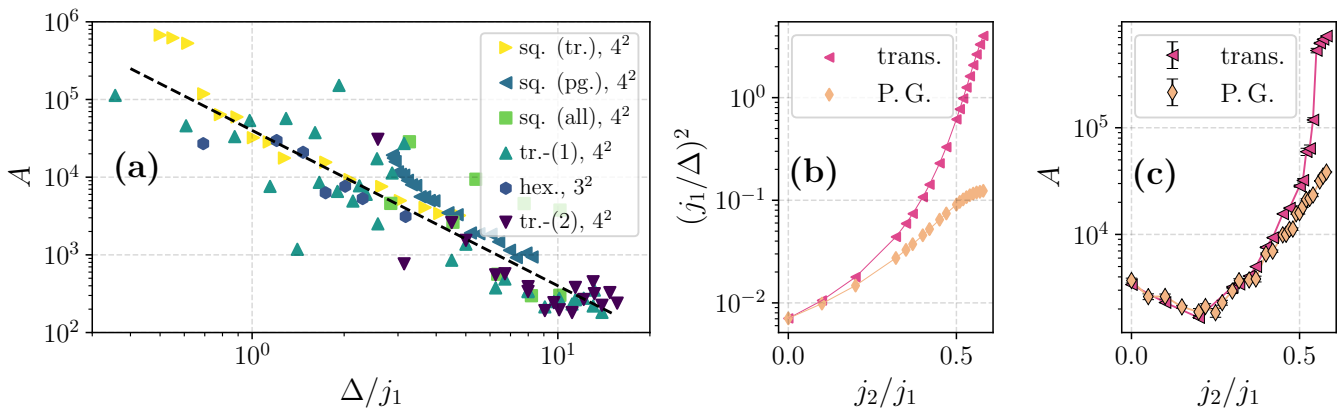


FIG. 3. (a) Dependence of the prefactor A introduced in Eq. (4) on the system spectral gap. The symbols denote: $sq. (tr.), 4^2$ — square 4^2 lattice case with only translational symmetry imposed, $sq. (pg.), 4^2$ — same with only point symmetry group imposed, $sq. (all), 4^2$ — same with both translation and point group symmetries imposed, $tr.-(1), 4^2$ — triangular 4^2 lattice with full symmetry imposed with starting dimerization along the j_1 -bonds, $tr.-(2), 4^2$ — same with dimerization along the j_2 -bonds, and $hex., 3^2$ — 3^2 hexagonal lattice with full symmetry group imposed. (b) On the 4×4 square lattice, dependence the system gap $(j_1/\Delta)^2$ on j_2/j_1 in two cases: (i) with only point group symmetry imposed, (ii) with only translational symmetry imposed. (c): same for the resulting prefactor A .

tions do now grow exponentially with the system size⁵. Note, that the curves in Fig. 1 (e) approach different final asymptotic values \mathcal{F}_∞ for $\epsilon < \epsilon^c$, while “fair” extrapolation to thermodynamic limit should ensure non-vanishing (preferably same) saturation. Thus, as L increases, one needs to employ deeper circuits, which would correspondingly increase ϵ^c at a given L . However, due to high computational cost, we refrain from scaling up the circuit depth at large cluster volumes $L = 5, 6$. Nevertheless, we believe that such an increase in the circuit depth would not change the overall sub-exponential scaling character of $\epsilon^c(L)$. For instance, Ref. [45] reports that, in order to reach a certain fidelity \mathcal{F} with the ground state on the frustrated N -site kagome lattice, only $\propto \sqrt{N}$ gates are necessary. Thus, with such depth adjustment, saturating behavior of $\epsilon^c(L)$ shown in Fig. 1 (f) can only change to polynomial dependence on L , and not to exponential growth.

The main practical quantity of interest is $N_{\text{tot}}(L) = N_{\text{SGD}}(N_s) \times N_s^c$, the total number of samples required to train a circuit in the course of $N_{\text{SGD}}(N_s)$ SGD iterations, which is proportional to the required hardware resources. We define $N_{\text{SGD}}(N_s)$ as the number of SGD steps needed to reach 90% of the saturated fidelity. We observe that $N_{\text{SGD}}(N_s)$ required to saturate \mathcal{F}_∞ (as defined in Fig. 1 (e)) shows no growth with L (see Appendix VII F for details). Thus, the obtained scaling for $\epsilon^c(L)$ results into polynomial scaling of $N_{\text{tot}}(L)$. Note

that reducing η will allow reaching ϵ^c with a smaller number of samples per SGD iteration. However, such convergence would require proportionally more SGD steps N_{SGD} , making $N_{\text{tot}}(L)$ a true lower bound on the required total number of samples.

B. Large sample size regime

In this section, we provide numerical evidence to validate Eq. (8) in the regime of accurate gradients. We employ the symmetrized wave function, and the Stochastic Reconfiguration (SR) approach proposed in [26]. In this section, N_s has the meaning of the number of shots per gradient component and per symmetry projection (see Appendix VII B for projections definition).

We consider the 4×4 square lattice at $j_2/j_1 = 0.4$ with a variable circuit depth. The circuit is built of repetitive applications of the checkerboard decomposition of the Hamiltonian in Eq. (5) (a single decomposition is described in Section III), restricting ourselves to a maximum of N_p optimization parameters. The circuit depth is then $D = N_p/8$. In Fig. 2 (a) we present the infidelity as a function of N_s . To verify the proposed functional form for $\mathcal{I}(N_s)$, the data are fitted with the expression in Eq. (4). To verify the power law, we replace $N_s \rightarrow N_s^\alpha$ and observe $\alpha \sim 1$ within error bars consistently within the fitting procedure (for details, see Appendix VII C). Finally, in Fig. 2 (b) we fit infidelity with a linear function $C\eta$. These fits support the functional form Eq. (4) and provide an empirical way to verify the $1/N_s$ power law dependence of the residual infidelity.

In the following, we investigate the dependence of the prefactor A on the spectral gap Δ . To this end, in Fig. 3 (a) we present the offset A against $(\Delta/j_1)^{-1}$ for

⁵ We note that ϵ_c/j_1 varies only mildly with j_2/j_1 , while the system gap has a two orders of magnitude difference between $j_2/j_1 = 0.0$ and 0.6 . This suggests that in the trainable phase definition $\epsilon \ll \Lambda$ given above, Λ is not an energy gap of \hat{H} , but rather some other energy scale of the system.

the different two-dimensional lattices considered in this study. We consider different lattice geometries, different starting dimerization patterns, and symmetry projectors. The fit with $A_0\Delta^\alpha$ yields $\alpha \sim -2$. The black dashed line shows the A_0/Δ^2 fit of the data. We note that in the cases of other spin systems that we considered, such as the j_1 - j_2 Heisenberg chain, we observed a scaling law significantly different from $1/\Delta^2$ and being highly depth-dependent. We thus emphasize that our claim $\alpha \sim -2$ only concerns two-dimensional frustrated magnets.

From this observation, it follows that for increasingly smaller gaps, the systems become intractable, in the sense that it becomes harder to converge to the true ground state. However, imposing symmetrization of the Ansatz (see Appendix VII B) can alleviate this problem. We illustrate this approach in the case of the 4×4 square lattice, where the parameter regime $j_2/j_1 \rightarrow 0.6$ leads to a nearly closing gap, accompanied by the emergence of a quantum spin liquid [46]. Namely, we contrast the cases of (i) only point group symmetry imposed with 8 terms in the projector against (ii) only translations imposed with 16 terms in the projector. As seen in Fig. 3 (b) at $j_2/j_1 \rightarrow 0.6$, $(j_1/\Delta)^2$ diverges for case (ii), while it remains well-behaving for case (i). This results in dramatically different behaviour for $A(j_2/j_1)$, with the latter being moderate for (i) and exploding for (ii), as seen in Fig. 3 (c). This improvement in the prefactor A magnitude emphasizes the importance of symmetries in the state preparation process of systems with a vanishing gap. In summarizing, the residual state infidelity, which is not due to the lack of representability of the chosen Ansatz, but rather to the optimization process, scales as

$$\mathcal{I} - \mathcal{I}_0 \propto \frac{\epsilon}{\Delta^2}. \quad (8)$$

where $\epsilon = (1/2)TN_p$ with T defined in terms of sampling shots N_s , and learning rate η , as in Eq. (2).

V. DISCUSSION

Variational state preparation is essential for various quantum computing algorithms in near-term and fault-tolerant regimes. Here we show that, besides the most apparent dependency on the circuit architecture, the fidelity of the prepared state strongly depends on learning hyperparameters and the system-dependent properties. We layout a phenomenology of state preparation as a function of two significant factors, (i) the number of samples N_s used to estimate the gradient of the variational parameters in an SGD step, and (ii) the fundamental gap Δ of the model Hamiltonian. In particular, we explored the interplay of these two parameters, focusing on challenging two-dimensional spin-1/2 frustrated quantum magnets.

We observe that, in the regime of small N_s (noisy gradient) the stochastic optimization shows critical behaviour with near-zero state fidelity for $N_s < N_s^c$ and

rapid growth of fidelity at $N_s > N_s^c$. The pace of fidelity growth is highly geometry- and parameter regime-dependent. However, the zero-fidelity region is always present and is pronouncedly separate from the “trainable phase”. Besides, the point of transition, N_s^c , always features a peak of energy variance $\langle (E - \bar{E})^2 \rangle$, resembling heat capacity behaviour in second-order phase transitions. Together with the notion of effective temperature, this separation allows us to discuss an effective algorithmic phase transition on the energy fluctuations measure $\epsilon = (1/2)N_p T$ axis. In the case of a two-dimensional square lattice, we found evidence that the critical energy fluctuation ϵ_c scales only polynomially with the system size (see Fig. 1 (f)), providing the basis for possible applications of VQE in the study of larger-size frustrated magnets, inaccessible to classical algorithms.

To support the notion of effective temperature, we show that the observed criticality and energy variance peak can be reproduced within sampling from a simpler “parametric” partition function Eq. (3) with the classical circuit parameters θ distributed according to the Boltzmann weight. We thus provide a simplified picture explaining the reported algorithmic phase transition in ϵ and justifying the notion of an effective temperature of VQE optimization.

We have also observed that the approach to the exact ground state in the large- N_s limit depends heavily on the system spectral properties. Namely, in the studies case of two-dimensional frustrated magnets, the N_s -dependent contribution to the residual infidelity Eq. (4) scales as $1/\Delta^2$ with Δ being the energy gap of the studied system. We emphasize that this empirical dependence is only applicable to two-dimensional magnets. Even though we express A as the function of the gap to the first excited state, Δ , the $1/\Delta^2$ scaling is also related to the growing contributions to the infidelity coming from the higher-excited states. Explanation of the $A = 1/\Delta^2$ prefactor, as well as the study of A in other physically-relevant systems, is subject to future research.

This $1/\Delta^2$ scaling poses a significant obstacle for the study of systems with a closing gap. To address this problem, we showed how a symmetry-enhanced wave function – in addition to being not susceptible to the barren plateaus issue – can, in some cases, mitigate the effects of a closing gap. Namely, imposing symmetry projection can increase the effective system gap Δ in this symmetry sector, relieving the exploding $A = 1/\Delta^2$ prefactor and providing a significant improvement in the algorithm efficiency, which can be quantified in several orders of magnitude. This development will open up new possibilities for using VQE to simulate complex many-body systems with near-term quantum computers, which could otherwise be intractable due to a closing gap.

VI. ACKNOWLEDGEMENTS

We are sincerely grateful to T. Westerhout for useful discussions and help with the technical simulation setup. We thank Titus Neupert for helpful comments on our manuscript. Numerical simulations used the high-performance package `lattice_symmetries` [47] for quantum state vectors manipulation. N. A is funded by the Swiss National Science Foundation, grant number: PP00P2_176877.

VII. APPENDIX

A. Two-dimensional geometries

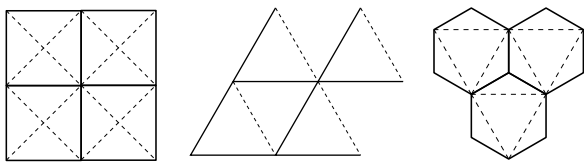


FIG. 4. Geometries of lattices considered in this work. Solid lines represent j_1 -bonds, while j_2 bonds are represented by dashed lines. (a) Square lattice, (b) triangular lattice, (c) hexagonal lattice.

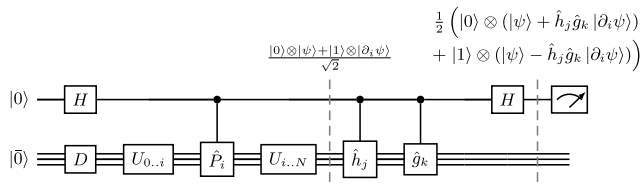


FIG. 5. Circuit for measurement of $\langle \psi | \hat{h}_j \hat{g}_k | \partial_i \psi \rangle$. The Hadamard scheme applied to the ancilla qubit allows to obtain real and (if necessary for connection and metric tensor) imaginary part of $\langle \psi | \hat{h}_j \hat{g}_k | \partial_i \psi \rangle$

In Fig. 4 we show the geometries considered in this work: square, triangle, and hexagonal lattices. The j_1 bonds are marked as solid lines, while the j_2 bonds are shown as dashed lines. Each lattice shows a near-vanishing gap to the first excited state in the $S = 0$ sector in some region of j_2/j_1 . For instance, in the case of a square lattice, the vicinity of the $j_2/j_1 \approx 0.55$ fluctuations melt magnetic orders and result in a frustrated phase, possibly gapless QSL [46]. On the triangular lattice, gap shrinks in the vicinity of $j_2/j_1 = 1.0$, where the model is most frustrated [48] and in the vicinity of $j_2/j_1 = 0.2$ on the hexagonal lattice [49].

B. Symmetric circuit routines

Symmetrized wave function: The in the Hamiltonian

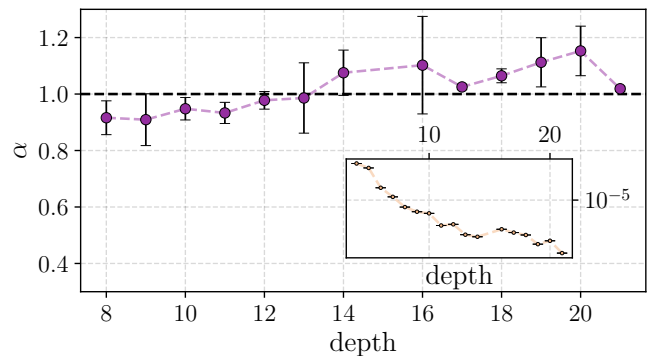


FIG. 6. Depth dependence of the power α at $j_2/j_1 = 0.4$ at the 4×4 square lattice. (Inset): \mathcal{I}_0 .

Eq. (5), spin-spin interaction can be replaced with the *SWAP* operator $\hat{P}_{ij} = \frac{1}{2} (\hat{\mathbf{S}}_i \cdot \hat{\mathbf{S}}_j + \hat{\mathbb{1}})$, exchanging spin states on the site i and j . Notably, the SWAP operator commutes with the total spin operator $[\hat{P}_{ij}, \hat{S}^2] = 0$, allowing for working in the wave function sector with fixed total spin [21]. As the result, the symmetry-enhanced Ansatz for the system of N spins is constructed by (1) first preparing the system in the simple *fully-dimerized* state

$$|\psi_D\rangle = \bigotimes_{0 \leq i < N/2} \frac{1}{\sqrt{2}} (|\uparrow_{2i} \downarrow_{2i+1}\rangle - |\downarrow_{2i} \uparrow_{2i+1}\rangle), \quad (9)$$

being the direct product of $N/2$ dimer pairs⁶ and (2) action of the string of parametrized eSWAP operators preserving the total spin $S = 0$ ⁷:

$$|\psi\rangle(\boldsymbol{\theta}) = \left(\prod_{\alpha} e^{i\theta_{\alpha} \hat{P}_{i_{\alpha} j_{\alpha}}} \right) |\psi_D\rangle. \quad (10)$$

To define i_{α} and j_{α} , i.e., we employ checkerboard decomposition of the Hamiltonian Eq. (5). Namely, in case of a square lattice, we split $4 \times N$ Hamiltonian terms into 8 layers of full dimerizations, when all eSWAP operators within one layer can be applied simultaneously⁸. The spatial symmetry projector operator is defined as

$$\hat{P} = \frac{1}{|G|} \sum_{g \in G} \chi_g \hat{g}, \quad (11)$$

⁶ The exact dimerization pattern is chosen to maximize overlap with the ground state

⁷ To construct wave function in another spin sector, one needs to prepare one (or more) electron pairs in spin-triplet state $|\uparrow\uparrow\rangle$.

⁸ In the triangle lattice case, to construct the (i_{α}, j_{α}) pairs, we effectively add the “missing” j_2 bonds (with zero exchange interaction) to recover the square lattice setup and employ the same decomposition. In the case of the 3×3 hexagonal lattice, the j_1 and j_2 bonds groups are split into incomplete dimerization coverings (including no all spins at once) with parallel dimers.

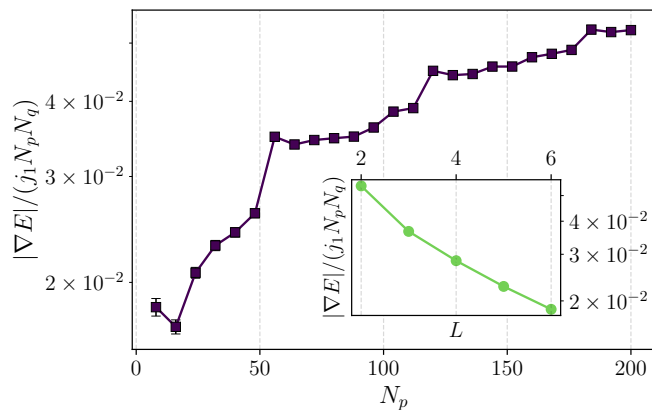


FIG. 7. The gradient magnitude per parameter and qubit $\|\nabla E\|/(j_1 N_p N_q)$ within the 4×4 setup on the square lattice with $j_2/j_1 = 0.4$ as a function N_p . Inset: $L \times 4$ setup on the square lattice at $j_2/j_1 = 0.4$ as a function of L .

where G is the spatial symmetry group, consisting of the elementary unitary permutations \hat{g} and χ_g are the characters, depending on the desired projection quantum number. The projected wave function $|\psi_P(\boldsymbol{\theta})\rangle = \frac{\hat{P}}{\mathcal{N}(\boldsymbol{\theta})}|\psi(\boldsymbol{\theta})\rangle$ is normalized with $\mathcal{N}(\boldsymbol{\theta}) = \langle\psi(\boldsymbol{\theta})|\hat{P}|\psi(\boldsymbol{\theta})\rangle$. The energy gradient reads

$$\partial_i \langle E(\boldsymbol{\theta}) \rangle = 2 \operatorname{Re} \left[\frac{\langle\psi(\boldsymbol{\theta})|\hat{H}\hat{P}|\partial_i \psi(\boldsymbol{\theta})\rangle}{\mathcal{N}(\boldsymbol{\theta})} - \mathcal{A}_i(\boldsymbol{\theta}) \langle E(\boldsymbol{\theta}) \rangle \right], \quad (12)$$

where $\mathcal{A}_i(\boldsymbol{\theta}) = \frac{1}{\mathcal{N}(\boldsymbol{\theta})} \langle\psi(\boldsymbol{\theta})|\hat{P}|\partial_i \psi(\boldsymbol{\theta})\rangle$ is the *connection*.

Finally, the metric tensor for natural gradient descent is defined as

$$G(\boldsymbol{\theta})_{ij} = \frac{\langle\partial_i \psi(\boldsymbol{\theta})|\hat{P}|\partial_j \psi(\boldsymbol{\theta})\rangle}{\mathcal{N}(\boldsymbol{\theta})} - \mathcal{A}_i^*(\boldsymbol{\theta}) \mathcal{A}_j(\boldsymbol{\theta}), \quad (13)$$

and used to improve energy gradient $\boldsymbol{\theta}_{k+1} = \boldsymbol{\theta}_k - \eta \sum_j (\operatorname{Re} G(\boldsymbol{\theta}))_{ij}^{-1} \partial_j \langle E(\boldsymbol{\theta}) \rangle$ in the spirit of imaginary time evolution within stochastic reconfiguration (SR) [26]. The metric tensor obtained within sampling is regularized $G_{\text{reg}} = \sqrt{GG} + \beta \hat{1}$ as suggested in Ref. [50].

Sample quantum circuit: In the course of optimization, it is required to measure expectation values of the kind $\langle\psi(\boldsymbol{\theta})|\hat{h}_j \hat{g}_k |\partial_i \psi(\boldsymbol{\theta})\rangle$ with \hat{h}_j being j -th Hamiltonian term (unitary SWAP operator) and \hat{g}_k being k -th unitary permutation. The quantum circuit used to measure such quantity is shown in Fig. 5. Note that any \hat{g}_k permutation can be written as product of not more than $N - 1$ pair SWAP operators.

C. Large- N_s fit parameters

To further verify the large- N_s behavior in the variable depth scenario, we introduce additional optimization pa-

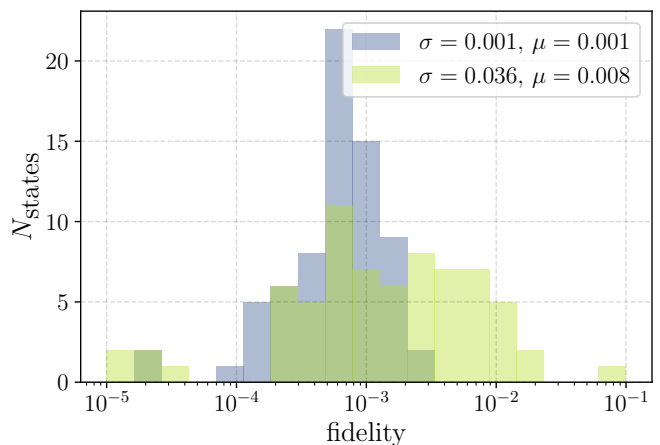


FIG. 8. Histogram of overlaps with excited states $O_k = |\langle\psi_k|\psi(\boldsymbol{\theta})\rangle|^2$ for k corresponding to the lowest 100 states in the $S = 0$ sector measured at $j_2/j_1 = 0.4$ on 4×4 square lattice with PBC at $N_s = 6$ and $N_s = 8$.

rameter α with $N_s \rightarrow N_s^\alpha$ representing possible deviation of the power from being strictly $\alpha = 1$. In Fig. 6 we show, α and I_0 (inset) as functions of D for $j_2/j_1 = 0.4$ at the 4×4 square lattice. Inability to express the ground state I_0 , expectedly, decays exponentially with D . In the meantime, α remains close to 1.

D. Absence of barren plateaus

We investigate the possible presence or absence of barren plateaus in our small- N_s setup. To this end, in Fig. 7 we plot the gradient magnitude per parameter and qubit $\|\nabla E\|/(j_1 N_p N_q)$ (i) within the 4×4 square lattice setup at $j_2/j_1 = 0.4$ as a function of N_p and (ii) within the $L \times 4$ setup on square lattice at $j_2/j_1 = 0.4$ as a function of L . To obtain the gradient magnitude, we individually draw each angle from the uniform distribution $\theta_k \sim \mathcal{U}(-0.0, 0.1)$, while the starting state is fully dimerized. We then average over 100 such random starting points. We observe that in the first setup, the average gradient per parameter increases and saturates since a deep circuit allows one to rapidly change the outgoing quantum state by only small variations of parameters. In the meantime, in the second setup, the gradients decay sub-exponentially, similarly to the transverse field Ising model case reported in [41], which is in line with other reported non-exponential decay of gradients with system volume in the case of specific circuits [24, 25].

E. Algorithmic phase transition details

In this Appendix, we provide additional details concerning observed algorithmic phase transition with energy fluctuation ϵ . In Fig. 9 we plot energy variance

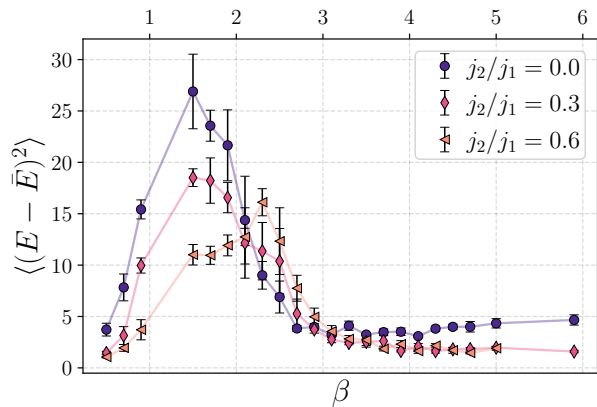


FIG. 9. Energy variance $\langle (E - \hat{E})^2 \rangle$ as a function of β on the 4×4 square lattice within sampling from the classical parametrical partition function \mathcal{Z}_θ . The positions of maxima correspond to transition between the zero-overlap and trainable regimes.

$\langle (E - \hat{E})^2 \rangle$ obtained on the 4×4 square lattice within sampling from the classical parametrical partition func-

tion \mathcal{Z}_θ . The maxima of the energy variance coincide precisely with the separation between zero-overlap and trainable phases observed in Fig 1 (c).

To get further insight into transition with energy fluctuation ϵ , in Fig. 8 we show histograms of fidelity of first 100 $S = 0$ low-lying excited states above and below transition at $j_2/j_1 = 0.4$ on 4×4 square lattice. We see that below transition, histogram is very narrow with $\sigma = 10^{-3}$ and small average overlap of $\mu = 10^{-3} \approx 1/|\mathcal{H}|$ with $|\mathcal{H}|$ being the $S = 0$ Hilbert space size of the problem. This indicates that all states that can possibly have overlap with our Ansatz wave function $|\psi(\theta)\rangle$ are nearly of the same fidelity with small variation. On contrary, after transition, the histogram widens to $\sigma = 0.036$, showing that only few low-energy states dominate fidelity.

F. Number of iterations to saturation

We investigate in Fig. 10 the number of SGD steps required to reach 90% of the final fidelity F_∞ within the $L \times 4$ setup on the square lattice at $j_2/j_1 = 0.4$ as a function of effective temperature. We observe no pronounced dependence as a function of L at given ϵ .

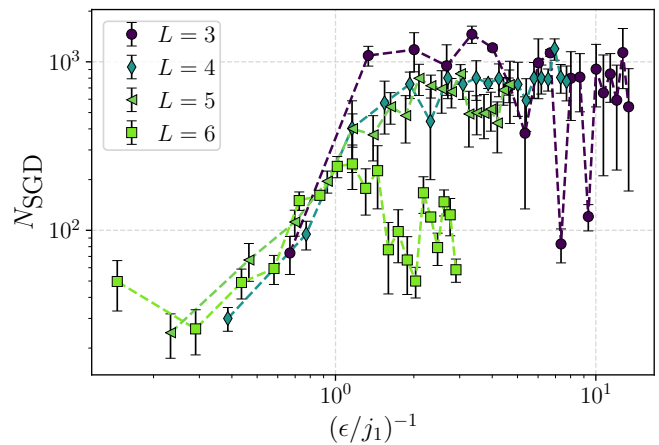


FIG. 10. The number of SGD steps required to reach 90% of the final fidelity F_∞ within the $L \times 4$ setup on the square lattice at $j_2/j_1 = 0.4$ as a function of inverse energy fluctuation $(\epsilon/j_1)^{-1}$.

- [1] A. Peruzzo, J. McClean, P. Shadbolt, M.-H. Yung, X.-Q. Zhou, P. J. Love, A. Aspuru-Guzik, and J. L. O'Brien, *Nature Communications* **5** (2014), 10.1038/ncomms5213.
- [2] N. Moll, P. Barkoutsos, L. S. Bishop, J. M. Chow, A. Cross, D. J. Egger, S. Filipp, A. Fuhrer, J. M. Gambetta, M. Ganzhorn, A. Kandala, A. Mezzacapo, P. MÅEler, W. Riess, G. Salis, J. Smolin, I. Tavernelli, and K. Temme, *Quantum Sci. Technol.* **3**, 030503 (2018).
- [3] M. Cerezo, A. Arrasmith, R. Babbush, S. C. Benjamin, S. Endo, K. Fujii, J. R. McClean, K. Mitarai, X. Yuan, L. Cincio, et al., *Nature Reviews Physics* **3**, 625 (2021).
- [4] A. Kandala, A. Mezzacapo, K. Temme, M. Takita, M. Brink, J. M. Chow, and J. M. Gambetta, *Nature* **549**, 242–246 (2017).
- [5] C. Hempel, C. Maier, J. Romero, J. McClean, T. Monz, H. Shen, P. Jurcevic, B. P. Lanyon, P. Love, R. Babbush, et al., *Physical Review X* **8**, 031022 (2018).
- [6] C. Kokail, C. Maier, R. van Bijnen, T. Brydges, M. K. Joshi, P. Jurcevic, C. A. Muschik, P. Silvi, R. Blatt, C. F. Roos, and P. Zoller, *Nature* **569**, 355 (2019).
- [7] V. Havlíček, A. D. Córcoles, K. Temme, A. W. Harrow, A. Kandala, J. M. Chow, and J. M. Gambetta, *Nature* **567**, 209 (2019).
- [8] E. Farhi, J. Goldstone, and S. Gutmann, “A quantum approximate optimization algorithm,” (2014), [arXiv:1411.4028 \[quant-ph\]](https://arxiv.org/abs/1411.4028).
- [9] S. Chakrabarti, R. Krishnakumar, G. Mazzola, N. Stamatopoulos, S. Woerner, and W. J. Zeng, *Quantum* **5**, 463 (2021).
- [10] Y. Cao, J. Romero, J. P. Olson, M. Degroote, P. D. Johnson, M. Kieferová, I. D. Kivlichan, T. Menke, B. Peropadre, N. P. D. Sawaya, and et al., *Chemical Reviews* **119**, 10856–10915 (2019).

- [11] D. Wecker, M. B. Hastings, and M. Troyer, *Phys. Rev. A* **92**, 042303 (2015).
- [12] M. Cerezo, K. Sharma, A. Arrasmith, and P. J. Coles, “Variational quantum state eigensolver,” (2020), [arXiv:2004.01372 \[quant-ph\]](https://arxiv.org/abs/2004.01372).
- [13] M. Lubasch, J. Joo, P. Moinier, M. Kiffner, and D. Jaksch, *Phys. Rev. A* **101**, 010301 (2020).
- [14] G. Mazzola, *Physical Review A* **104**, 022431 (2021).

- [15] D. S. Abrams and S. Lloyd, *Physical Review Letters* **83**, 5162 (1999).
- [16] M. Reiher, N. Wiebe, K. M. Svore, D. Wecker, and M. Troyer, *Proceedings of the National Academy of Sciences* **114**, 7555–7560 (2017).
- [17] R. J. Bartlett and M. Musiał, *Rev. Mod. Phys.* **79**, 291 (2007).
- [18] H. R. Grimsley, S. E. Economou, E. Barnes, and N. J. Mayhall, *Nature Communications* **10** (2019), 10.1038/s41467-019-10988-2.
- [19] H. R. Grimsley, D. Claudino, S. E. Economou, E. Barnes, and N. J. Mayhall, *Journal of Chemical Theory and Computation* **16**, 1–6 (2019).
- [20] G. Mazzola, S. V. Mathis, G. Mazzola, and I. Tavernelli, *Phys. Rev. Research* **3**, 043209 (2021).
- [21] K. Seki, T. Shirakawa, and S. Yunoki, *Physical Review A* **101** (2020), 10.1103/physreva.101.052340.
- [22] J. R. McClean, S. Boixo, V. N. Smelyanskiy, R. Babush, and H. Neven, *Nature Communications* **9** (2018), 10.1038/s41467-018-07090-4.
- [23] A. Pesah, M. Cerezo, S. Wang, T. Volkoff, A. T. Sornborger, and P. J. Coles, *Physical Review X* **11** (2021), 10.1103/physrevx.11.041011.
- [24] J. L. Bosse and A. Montanaro, “Probing ground state properties of the kagome antiferromagnetic heisenberg model using the variational quantum eigensolver,” (2021).
- [25] J.-G. Liu, Y.-H. Zhang, Y. Wan, and L. Wang, *Physical Review Research* **1** (2019), 10.1103/physrevresearch.1.023025.
- [26] S. Sorella, *Physical Review Letters* **80**, 4558–4561 (1998).
- [27] J. Stokes, J. Izaac, N. Killoran, and G. Carleo, *Quantum* **4**, 269 (2020), publisher: Verein zur Förderung des Open Access Publizierens in den Quantenwissenschaften.
- [28] G. Torlai, G. Mazzola, G. Carleo, and A. Mezzacapo, *Physical Review Research* **2** (2020), 10.1103/physrevresearch.2.022060.
- [29] F. Becca, W.-J. Hu, Y. Iqbal, A. Parola, D. Poilblanc, and S. Sorella, *Journal of Physics: Conference Series* **640**, 012039 (2015).
- [30] S. Jastrzebski, Z. Kenton, D. Arpit, N. Ballas, A. Fischer, Y. Bengio, and A. Storkey, “Three factors influencing minima in sgd,” (2017).
- [31] F. He, T. Liu, and D. Tao, in *Advances in Neural Information Processing Systems*, Vol. 32, edited by H. Wallach, H. Larochelle, A. Beygelzimer, F. d'Alché-Buc, E. Fox, and R. Garnett (Curran Associates, Inc., 2019).
- [32] X. Cheng, D. Yin, P. L. Bartlett, and M. I. Jordan, “Stochastic gradient and langevin processes,” (2019).
- [33] S. Mandt, M. D. Hoffman, and D. M. Blei, (2016), 10.48550/ARXIV.1602.02666.
- [34] P. Chaudhari and S. Soatto, “Stochastic gradient descent performs variational inference, converges to limit cycles for deep networks,” (2017).
- [35] A. Choquette, A. D. Paolo, P. K. Barkoutsos, D. Sénéchal, I. Tavernelli, and A. Blais, *Physical Review Research* **3** (2021), 10.1103/physrevresearch.3.023092.
- [36] L. Mineh and A. Montanaro, *Physical Review B* **105** (2022), 10.1103/physrevb.105.125117.
- [37] M. S. Sarandy, L. A. Wu, and D. A. Lidar, “Consistency of the adiabatic theorem,” (2005), arXiv:quant-ph/0405059 [quant-ph].
- [38] L. Savary and L. Balents, *Reports on Progress in Physics* **80**, 016502 (2016).
- [39] Y. Zhou, K. Kanoda, and T.-K. Ng, *Reviews of Modern Physics* **89**, 025003 (2017).
- [40] J. R. McClean, S. Boixo, V. N. Smelyanskiy, R. Babush, and H. Neven, *Nature Communications* **9** (2018), 10.1038/s41467-018-07090-4.
- [41] R. Wiersema, C. Zhou, Y. de Sereville, J. F. Carrasquilla, Y. B. Kim, and H. Yuen, *PRX Quantum* **1**, 020319 (2020).
- [42] T. Westerhout, N. Astrakhantsev, K. S. Tikhonov, M. I. Katsnelson, and A. A. Bagrov, *Nature Communications* **11** (2020), 10.1038/s41467-020-15402-w.
- [43] G. Carleo and M. Troyer, *Science* **355**, 602–606 (2017).
- [44] S. Spigler, M. Geiger, S. d’Ascoli, L. Sagun, G. Biroli, and M. Wyart, *Journal of Physics A: Mathematical and Theoretical* **52**, 474001 (2019).
- [45] J. L. Bosse and A. Montanaro, “Probing ground state properties of the kagome antiferromagnetic heisenberg model using the variational quantum eigensolver,” (2021), arXiv:2108.08086 [quant-ph].
- [46] Y. Nomura and M. Imada, *Physical Review X* **11** (2021), 10.1103/physrevx.11.031034.
- [47] T. Westerhout, *Journal of Open Source Software* **6**, 3537 (2021).
- [48] Y. Iqbal, W.-J. Hu, R. Thomale, D. Poilblanc, and F. Becca, *Physical Review B* **93** (2016), 10.1103/physrevb.93.144411.
- [49] S.-S. Gong, D. N. Sheng, O. I. Motrunich, and M. P. A. Fisher, *Phys. Rev. B* **88**, 165138 (2013).
- [50] J. Gacon, C. Zoufal, G. Carleo, and S. Woerner, “Simultaneous perturbation stochastic approximation of the quantum fisher information,” (2021), arXiv:2103.09232 [quant-ph].