

# Coded Data Rebalancing for Distributed Data Storage Systems with Cyclic Storage

Athreya Chandramouli, Abhinav Vaishya, Prasad Krishnan

## Abstract

We consider replication-based distributed storage systems in which each node stores the same quantum of data and each data bit stored has the same replication factor across the nodes. Such systems are referred to as balanced distributed databases. When existing nodes leave or new nodes are added to this system, the balanced nature of the database is lost, either due to the reduction in the replication factor, or the non-uniformity of the storage at the nodes. This triggers a rebalancing algorithm, that exchanges data between the nodes so that the balance of the database is reinstated. The goal is then to design rebalancing schemes with minimal communication load. In a recent work by Krishnan et al., coded transmissions were used to rebalance a carefully designed distributed database from a node removal or addition. These coded rebalancing schemes have optimal communication load, however, require the file-size to be at least exponential in the system parameters. In this work, we consider a cyclic balanced database (where data is cyclically placed in the system nodes) and present coded rebalancing schemes for node removal and addition in such a database. These databases (and the associated rebalancing schemes) require the file-size to be only cubic in the number of nodes in the system. We bound the advantage of our node removal rebalancing scheme over the uncoded scheme, and show that our scheme has a smaller communication load. In the node addition scenario, the rebalancing scheme presented is a simple uncoded scheme, which we show has optimal load.

## I. INTRODUCTION

In replication-based distributed storage systems, the available data is stored in a distributed fashion in the storage nodes with some replication factor. Doing this helps prevent data loss in case of node failures, and also provides for greater data availability and thus higher throughputs. In [1], replication-based distributed storage systems in which (A) each bit is available in the same number of nodes (i.e., the replication factor of each bit is the same) and (B) each node stores the same quantum of data, were referred to as balanced distributed databases. In such databases, when a storage node fails, or when a new node is added, the ‘balanced’ nature of the database is disturbed (i.e., the properties (A) or (B) do not hold anymore); this is known as *data skew*. Data skew results in various issues in the performance of such distributed databases. Correcting such data skew requires some communication between the nodes of the database. In distributed systems literature, this communication phase is known as *data rebalancing* (see, for instance, [2]–[5]). In traditional distributed storage systems, an uncoded rebalancing phase is initiated, where uncoded bits are exchanged between the nodes to recreate the balanced conditions in the new collection of

Abhinav and Dr. Krishnan are with the Signal Processing & Communications Research Center, International Institute of Information Technology Hyderabad, India, email: {abhinav.vaishya@research., prasad.krishnan}@iiit.ac.in. Athreya is with the Center for Security, Theory and Algorithmic Research, International Institute of Information Technology Hyderabad, India, email: athreya.chandramouli@research.iiit.ac.in.

nodes. Clearly, a primary goal in such a scenario would be to minimize the communication load on the network during the rebalancing phase.

The rebalancing problem was formally introduced in the information theoretic setting in [1] by Krishnan et al. The idea of *coded data rebalancing* was presented in [1], based on principles similar to the landmark paper on coded caching [6]. In coded data rebalancing, coded data bits are exchanged between the nodes; the decoding of the required bits can then be done by using the prior stored data available. In [1], coded data rebalancing schemes were presented to rectify the data skew and reinstate the replication factor, in case of a single node removal or addition, for a carefully designed balanced database. The communication loads for these rebalancing schemes were characterized and shown to offer multiplicative benefits over the communication required for uncoded rebalancing. Information theoretic converse results for the communication loads were also presented in [1], proving the optimality of the achievable loads. These results were extended to the setting of *decentralized* databases in [7], where each bit of the file is randomly placed in some subset of the  $K$  nodes.

While Krishnan et al. [1] present an optimal scheme for the coded data rebalancing problem, the centralized database design in [1] requires that the number of segments in the data file be a large function of the number of nodes (denoted by  $K$ ) in the system. In fact, as  $K$  grows, the number of file segments, and thus also the file size, have to grow exponentially in  $K$ . Thus, this scheme would warrant a high level of coordination to construct the database and perform the rebalancing. Because of these reasons, the scheme in [1] could be impractical in real-world settings. Motivated by this, in the present work, we study the rebalancing problem for *cyclic* balanced databases, in which each segment of the data file is placed in a consecutive set of nodes, in a wrap-around fashion. For such cyclic placement, the number of segments of the file could be as small as linear in  $K$ . Constructing such cyclic databases and designing rebalancing schemes for them also may not require much coordination owing to the simplicity of the cyclic placement technique. Such cyclic storage systems have been proposed for use in distributed systems [8], [9], as well as in recent works on information theoretic approaches to private information retrieval [10] and distributed computing [11].

We now describe the organization and contributions of this work. Section II sets up the formalism and gives the main result (Theorem 1) of this work on rebalancing for single node removal or addition in a cyclic balanced database. Sections III and IV are devoted to proving this main result. In Section III we present a coded data rebalancing algorithm (Algorithm 1) for node removal in balanced cyclic databases. Algorithm 1 chooses between two coded transmission schemes (Scheme 1 and Scheme 2) based on the system parameters. Each of the two schemes has lower communication load than the other in certain parameter regimes determined by the values of  $K$  and the replication factor  $r$ . We bound the advantage of our schemes over the uncoded scheme, and show that the minimum of their communication loads is always strictly smaller than the uncoded rebalancing scheme, which does not permit coded transmissions. Further, the segmentation required for the scheme is only quadratic in  $K$ , and the size of the file itself is required only to be cubic in  $K$  (thus much smaller than that of [1]). In Section IV, we present a rebalancing scheme for addition of a single node to the cyclic database, and show that its load is optimal. We conclude this work in Section V with a short discussion on future work.

*Notation:* For a non-negative integer  $n$ , we use  $[n]$  to denote the set  $\{1, \dots, n\}$ . We also define  $[0] \triangleq \emptyset$ . Similarly,

for a positive integer  $n$ ,  $\langle n \rangle$  denotes the set  $\{0, 1, \dots, n-1\}$ . To describe operations involving wrap-arounds, we

define two operators. For positive integers  $i, j, K$  such that  $i, j \leq K$ ,  $i \boxplus_K j = \begin{cases} i + j, & \text{if } i + j \leq K \\ i + j - K, & \text{if } i + j > K \end{cases}$ .

Similarly,  $i \boxminus_K j = \begin{cases} i - j, & \text{if } i - j > 0 \\ i - j + K, & \text{if } i - j \leq 0 \end{cases}$ . We also extend these operations to sets. For  $A \subseteq [K]$  and  $i \in [K]$ , we use  $\{i \boxplus_K A\}$  to denote the set  $\{i \boxplus_K a : a \in A\}$ . Similarly,  $\{i \boxminus_K A\}$  denotes  $\{i \boxminus_K a : a \in A\}$ . For a binary vector  $X$ , we use  $|X|$  to denote its size. The concatenation of two binary vectors  $X_1$  and  $X_2$  is denoted by  $X_1|X_2$ .

## II. MAIN RESULT: REBALANCING SCHEMES FOR CYCLIC DATABASES

In this section, we give the formal definition of cyclic databases and present our main result (Theorem 1) on rebalancing schemes for node removal and addition for such databases. Towards that end, we recall the formal system model and other relevant definitions from [1].

Consider a binary file  $W$  consisting of a set of  $N$  equal-sized segments where the  $i^{\text{th}}$  segment is denoted by  $W_i$ , where  $|W_i| = T$  bits. The system consists of  $K$  nodes indexed by  $[K]$  and each node  $k \in [K]$  is connected to every other node in  $[K] \setminus \{k\}$  via a bus link that allows a noise-free broadcast between the nodes. A *distributed database* of  $W$  across nodes indexed by  $[K]$  is a collection of subsets  $\mathcal{D} = \{D_k \subseteq \{W_i : i \in [N]\} : k \in [K]\}$ , such that  $\bigcup_{k \in [K]} D_k = W$ , where  $D_k$  denotes the set of segments stored at node  $k$ . We will denote the set of nodes where  $W_i$  is stored as  $S_i$ . The *replication factor* of the segment  $W_i$  is then  $|S_i|$ . The distributed database  $\mathcal{D}$  is said to be  *$r$ -balanced*, if  $|S_i| = r, \forall i$ , and  $|D_k| = \frac{rN}{K}, \forall k$ . That is, each segment is stored in  $r$  nodes, and each node stores an equal  $\frac{r}{K}$ -fraction of the  $N$  segments. We may assume without loss of generality that  $2 \leq r \leq K-1$ , since if  $r = 1$  no rebalancing is possible from node removal, and if  $r = K$  no rebalancing is required.

When a node  $k$  is removed from the  $r$ -balanced database, the replication factor of the segments  $D_k$  stored in node  $k$  drops by one, thus disturbing the ‘balanced’ state of the database. If a new empty node  $K+1$  is added to the database, once again, the new database is not balanced. To reinstate the balanced state, a rebalancing scheme is initiated. Formally, a rebalancing scheme is a collection of transmissions between the nodes present, such that upon decoding the transmissions, the final database denoted by  $\mathcal{D}'$  (on nodes  $[K] \setminus \{k\}$  in case of node removal, or on nodes  $[K+1]$  in case of node addition) is another  $r$ -balanced database. Let  $X_{k'} = \phi_{k'}(D_{k'})$  be the transmission by node  $k'$  during the rebalancing phase, where  $\phi_{k'}$  represents some encoding function. The communication loads of rebalancing (denoted by  $L_{\text{rem}}(r)$  for the case of node removal,  $L_{\text{add}}(r)$  for node addition) are then defined as

$$L_{\text{rem}}(r) = \frac{\sum_{k' \in [K] \setminus \{k\}} |X_{k'}|}{T},$$

$$L_{\text{add}}(r) = \frac{\sum_{k \in [K]} |X_k|}{T}.$$

The *normalized* communication loads are then defined as  $\mathfrak{L}_{\text{rem}}(r) = L_{\text{rem}}(r)/N$  and  $\mathfrak{L}_{\text{add}}(r) = L_{\text{add}}(r)/N$ . The optimal normalized communication loads for the node removal and addition scenarios are denoted by  $\mathfrak{L}_{\text{rem}}^*(r)$  and  $\mathfrak{L}_{\text{add}}^*(r)$  respectively. Here, the optimality is by minimization across all possible initial and target (final) databases,

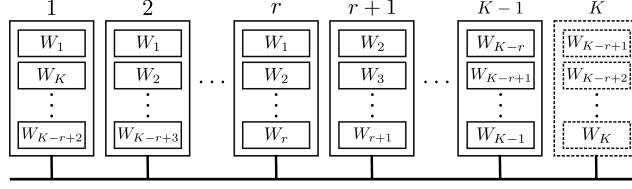


Fig. 1:  $r$ -balanced cyclic database on nodes  $[K]$

and all possible rebalancing schemes. In [1], it was shown<sup>1</sup> that  $\mathfrak{L}_{rem}^*(r) \geq \frac{r}{K(r-1)}$  and  $\mathfrak{L}_{add}^*(r) \geq \frac{r}{K+1}$ . Further, schemes for rebalancing were presented for node removal and addition for a carefully designed database which required  $N = \frac{(K+1)!}{r!}$  and  $T = r - 1$ , which achieve these optimal loads. Observe that, in these achievable schemes, the file size  $NT$  grows (at least) exponentially in  $K$  as  $K$  grows, for any fixed replication factor  $r$ , which is one of the main drawbacks of this result. Therefore, our interest lies in databases where  $N$  and  $T$  are small. Towards this end, we now define *cyclic* databases.

**Definition 1.** A distributed database is an  $r$ -balanced cyclic database if  $N = K$  and a segment labelled  $W_i$  is stored precisely in the nodes  $S_i = \{i \boxplus_K \langle r \rangle\}$ .

Fig. 1 depicts an  $r$ -balanced cyclic balanced database on  $K$  nodes as defined above. In this work, we present rebalancing schemes for node removal and addition, for such a cyclic database on  $K$  nodes. Specifically, we prove the following result.

**Theorem 1.** For an  $r$ -balanced cyclic database having  $K$  nodes and  $r \in \{3, \dots, K-1\}$ , if the segment size  $T$  is divisible by  $2(K^2 - 1)$ , then rebalancing schemes for node removal and addition exist which achieve the respective communication loads

$$L_{rem}(r) = \frac{K-r}{K-1} + \min(L_1(r), L_2(r)),$$

$$L_{add}(r) = \frac{rK}{K+1},$$

where,  $L_1(r) = \frac{(K-r)(2r-1)}{(K-1)}$  and  $L_2(r) = \frac{1}{2(K-1)} \left( K(r-1) + \lceil \frac{r^2-2r}{2} \rceil \right)$ . Also, the following relationship holds between  $L_{rem}(r)$  and the load  $L_u(r)$  of the uncoded rebalancing scheme for node removal

$$\frac{L_{rem}}{L_u} < \min \left( 2 \left( 1 - \frac{r-1}{K-1} \right), \left( \frac{1}{2} + \frac{1}{2r} + \frac{r}{4(K-1)} \right) \right) < 1.$$

Further, the rebalancing scheme for node addition is optimal (i.e.,  $L_{add}(r)/N = \mathfrak{L}_{add}^*(r) = \frac{r}{K+1}$ ).

<sup>1</sup>The size of the file in the present work is  $NT$  bits; whereas in [1], the notation  $N$  represents the file size in bits, thus absorbing both the segmentation and the size of each segment. The definitions of communication loads in [1] are also slightly different, involving a normalization by the storage size of the removed (or added) node. The results of [1] are presented here according to our current notations and definitions.

**Remark 1.** In the proof of the node removal part of Theorem 1, we assume that the target database is also cyclic. For the case of  $r = 2$ , with this target database, our rebalancing scheme does not apply, as coding opportunities do not arise. Hence, we restrict our result to the scenario of  $r \in \{3, \dots, K - 1\}$ .

Theorem 1 is proved via Sections III and IV. In Section III, we prove the result in Theorem 1 regarding the node removal scenario. We present a rebalancing algorithm, the core of which is a transmission phase in which coded subsegments are communicated between the nodes. In the transmission phase, the algorithm chooses between two schemes, Scheme 1 and Scheme 2. Scheme 1 has the communication load  $\frac{K-r}{K-1} + L_1(r)$  and Scheme 2 has the load  $\frac{K-r}{K-1} + L_2(r)$ . We identify a threshold value for  $r$ , denoted  $r_{\text{th}}$ , beyond which Scheme 1 is found to be performing better than Scheme 2, as shown by the following claim; and thus the rebalancing algorithm chooses between the two schemes based on whether  $r \geq r_{\text{th}}$  or otherwise. The proof of the below claim is in Appendix A.

**Claim 1.** Let  $r_{\text{th}} = \lceil \frac{2K+2}{3} \rceil$ . If  $r \geq r_{\text{th}}$ , then  $\min(L_1(r), L_2(r)) = L_1(r)$  (thus, Scheme 1 has a smaller load) and if  $r < r_{\text{th}}$ , we have  $\min(L_1(r), L_2(r)) = L_2(r)$  (thus, Scheme 2 has a lower communication load).

A comparison of these schemes is shown in Fig. 2 for the case of  $K = 15$  (as  $r$  varies), along with the load  $L_u(r)$  of the uncoded rebalancing scheme, and the lower bound based on the results of [1] ( $\mathfrak{L}_{rem}^*(r)N = \frac{rK}{K(r-1)} = \frac{r}{r-1}$ ). We observe that the minimum file size required in the case of cyclic databases in conjunction with the above

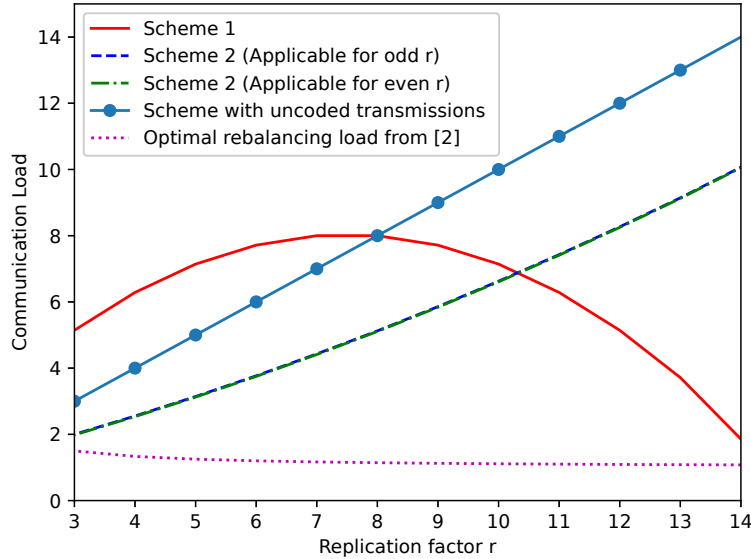


Fig. 2: For  $K = 15$ , the figure shows comparisons of communication loads of Scheme 1 and Scheme 2 with the load of uncoded transmission scheme and the optimal load achieved by the scheme in [1], for varying  $r$ . While all curves are relevant only for  $r \in \{3, \dots, K - 1\}$ , Scheme 2 is represented using two curves (which are almost superimposed on each other), one relevant for the even values of  $r$  and the other for the odd values. We see that the minimum of the loads of the two schemes is always less than the uncoded load. Further, for any integer value of  $r \geq 11$ , we see that Scheme 1 has smaller load than Scheme 2, and the reverse is true otherwise.

schemes is  $NT = 2(K^2 - 1)K$ , i.e., it is cubic in  $K$  and thus much smaller than the file size requirement for the schemes of [1].

In Section IV, we show a rebalancing scheme for node addition, as given by Theorem 1. We also calculate the communication load of this scheme, and show that it is optimal.

### III. REBALANCING SCHEMES FOR SINGLE NODE REMOVAL IN CYCLIC DATABASES

In Subsection III-A, we provide some intuition for the rebalancing algorithm, which covers both the two transmission schemes. Scheme 1 and Scheme 2. Then, in Subsection III-B, we describe how the algorithm works for two example parameters (one for Scheme 1, and another Scheme 2). In Subsection III-C, we formally describe the complete details of the rebalancing algorithm. In Subsection III-D, we prove the correctness of two transmission schemes and the rebalancing algorithm. In Subsection III-E, we calculate the communication loads of our schemes. Finally, in Subsection III-F, we bound the advantage of our schemes over the uncoded scheme, and show that our schemes perform strictly better, thus completing the arguments for the node-removal part of Theorem 1.

**Remark 2.** *Note that throughout this section, we describe the scheme when the node  $K$  is removed from the system. A scheme for the removal of a general node can be extrapolated easily by permuting the labels of the subsegments. Further details are provided in Subsection III-C (see Remark 3).*

#### A. Intuition for the Rebalancing Scheme

Consider a  $r$ -balanced cyclic database as shown in Fig. 1. Without loss of generality, consider that the node  $K$  is removed. Now the segments that were present in node  $K$ , i.e.,  $D_K = \{W_{K-r+1}, \dots, W_K\}$ , no longer have replication factor  $r$ . In order to restore the replication factor of these segments, we must reinstate each bit in these segments via rebalancing into a node where it was not present before. We fix the target database post-rebalancing to also be an  $r$ -balanced cyclic database. Recall that  $S_i = \{i \boxplus_K \langle r-1 \rangle\}$  represents the nodes where  $W_i$  was placed in the initial database. We represent the  $K-1$  file segments in this target cyclic database as  $\tilde{W}_i : i \in [K-1]$ , and the nodes where  $\tilde{W}_i$  would be placed is denoted as  $\tilde{S}_i = \{i \boxplus_{K-1} \langle r-1 \rangle\}$ . This target database is depicted in Fig. 3.

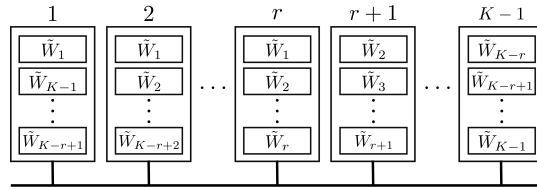


Fig. 3: Target cyclic database on nodes  $[K-1]$

Our rebalancing algorithm involves three phases: (a) a *splitting phase* where the segments in  $D_K$  are split into subsegments, (b) a *transmission phase* in which coded subsegments are transmitted, and (c) a *merge phase*, where the decoded subsegments are merged with existing segments, and appropriate deletions are carried out, to create

the target database. Further, the algorithm will choose one of two transmission schemes, Scheme 1 and Scheme 2, in the transmission phase. Our discussion here pertains to both these schemes.

The design of the rebalancing algorithm is driven by two natural motives: (a) move the subsegments as minimally as possible, and (b) exploit the available coding opportunities. Based on this, we give the three generic principles below.

- *Principle 1:* The splitting and merging phases are unavoidable for maintaining the balanced nature of the target database and reducing the communication load. In our merging phase, the target segment  $\tilde{W}_j : j \in [K-1]$  is constructed by merging, (a) either a subsegment of  $W_j$  or the complete  $W_j$ , along with (b) some other subsegments of the segments in  $D_K$ .
- *Principle 2:* Particularly, for each  $W_i \in D_K$ , we seek to split  $W_i$  into subsegments and merge these into those  $\tilde{W}_j : j \in [K-1]$  such that  $|\tilde{S}_j \cap S_i|$  is as large as possible, while trying to ensure the balanced condition of the target database. Observe that the maximum cardinality of such intersection is  $r-1$ . We denote the subsegment of segment  $W_i$  which is to be merged into  $\tilde{W}_j$ , and thus to be placed in the nodes  $\tilde{S}_j \setminus S_i$ , as  $W_i^{\tilde{S}_j \setminus S_i}$ . As making  $|\tilde{S}_j \cap S_i|$  large reduces  $|\tilde{S}_j \setminus S_i|$ , we see that this principle reduces the movement of subsegments during rebalancing.
- *Principle 3:* Because of the structure of the cyclic placement, there exist ‘nice’ subsets of nodes whose indices are separated (cyclically) by  $K-r$ , which provide coding opportunity. In other words, there is a set of subsegments of segments in  $D_K$ , each of which is present in all-but-one of the nodes in any such ‘nice’ subset, and is to be delivered to the remaining node. Transmitting the XOR-coding of these subsegments ensures successful decoding at the respective nodes they are set to be delivered to (given by the subsegments’ superscripts), because of this ‘nice’ structure.

We shall illustrate the third principle, which guides the design of our transmission schemes, via the examples and the algorithm itself. We now elaborate on how the first two principles are reflected in our algorithms. Consider the segment  $W_{K-r+1}$ . We call this a *corner* segment of the removed node  $K$ . Following Principles 1 and 2, this segment  $W_{K-r+1}$  will be split into  $\lceil \frac{K-r+2}{2} \rceil$  subsegments, out of which one large subsegment is to be merged into  $\tilde{W}_{K-r+1}$  (as  $|S_{K-r+1} \cap \tilde{S}_{K-r+1}| = r-1$ ). In order to maintain a balanced database, the remaining  $\lceil \frac{K-r+2}{2} \rceil - 1$  are to be merged into the  $\lfloor \frac{K-r}{2} \rfloor$  target segments  $\tilde{W}_{\lceil \frac{K-r}{2} \rceil + 1}, \dots, \tilde{W}_{K-r}$ , and additionally into the segment  $\tilde{W}_{\frac{K-r+1}{2}}$  if  $K-r$  is odd. The other *corner* segment of  $K$  is  $W_K$ , for which a similar splitting is followed. One large subsegment of  $W_K$  will be merged into  $\tilde{W}_{K-1}$  (again, as  $|S_K \cap \tilde{S}_{K-1}| = r-1$ ) and the remaining  $\lceil \frac{K-r+2}{2} \rceil - 1$  will be merged into  $\lfloor \frac{K-r}{2} \rfloor$  target segments  $\tilde{W}_1, \dots, \tilde{W}_{\lfloor \frac{K-r}{2} \rfloor}$ , and additionally into the segment  $\tilde{W}_{\frac{K-r+1}{2}}$  if  $K-r$  is odd.

Now, consider the segment  $W_{K-r+2}$ . This is not a corner segment, hence we refer to this as a *middle* segment. This was available in the nodes  $S_{K-r+2} = \{K-r+2, \dots, K, 1\}$ . Following Principles 1 and 2, this segment  $W_{K-r+2}$  will split into two: one to be merged into  $\tilde{W}_{K-r+1}$  (for which  $\tilde{S}_{K-r+1} = \{K-r+1, \dots, K-1, 1\}$ ) and  $\tilde{W}_{K-r+2}$  (for which  $\tilde{S}_{K-r+2} = \{K-r+2, \dots, K-1, 2\}$ ). Observe that  $|S_{K-r+2} \cap \tilde{S}_{K-r+1}| = r-1$  and  $|S_{K-r+2} \cap \tilde{S}_{K-r+2}| = r-1$ . In the same way, each middle segment  $W_{K-r+i+1} : i \in [r-2]$  is split into two



subsegments, and will be merged into  $\tilde{W}_{K-r+i}$  and  $\tilde{W}_{K-r+i+1}$  respectively.

### B. Examples

We now provide two examples illustrating our rebalancing algorithm, one corresponding to each of the two transmissions schemes.

**Example illustrating Scheme 1:** Consider a database with  $K = 8$  nodes satisfying the  $r$ -balanced cyclic storage condition with replication factor  $r = 6$ . A file  $W$  is thus split into segments  $W_1, \dots, W_8$  such that the segment  $W_1$  is stored in nodes  $\{1 \boxplus_8 \langle 5 \rangle\}$ ,  $W_2$  in nodes  $\{2 \boxplus_8 \langle 5 \rangle\}$ ,  $W_3$  in nodes  $\{3 \boxplus_8 \langle 5 \rangle\}$ ,  $W_4$  in nodes  $\{4 \boxplus_8 \langle 5 \rangle\}$ , and  $W_5$  in nodes  $\{5 \boxplus_8 \langle 5 \rangle\}$ .

Node 8 is removed from the system and its contents, namely  $W_3, W_4, W_5, W_6, W_7, W_8$ , must be restored. The rebalancing algorithm performs the following steps.

*Splitting:* The splitting is guided by Principles 1 and 2. Each node splits the segments it contains into subsegments as follows:

- $W_3$  is a corner segment with respect to the removed node 8. Thus, it is split into two subsegments. The larger is labelled  $W_3^{\{1\}}$  and is of size  $\frac{12T}{14}$ . This is to be merged into  $\tilde{W}_3$  since  $|S_3 \cap \tilde{S}_3| = 5 = (r - 1)$ . The other segment is labelled  $W_3^{\{2\}}$  and is of size  $\frac{2T}{14}$ . As before, the idea is to merge this into  $\tilde{W}_2$  to maintain a balanced database.
- The other corner segment  $W_8$  is handled similarly. It is split into two subsegments labelled  $W_8^{\{7\}}$  and  $W_8^{\{6\}}$  of sizes  $\frac{12T}{14}$  and  $\frac{2T}{14}$  respectively.
- $W_4$  is a middle segment for node 8. It is split into two subsegments labelled  $W_4^{\{2\}}$  and  $W_4^{\{3\}}$  of sizes  $\frac{10T}{14}$  and  $\frac{4T}{14}$  respectively. The intent once again is to merge  $W_4^{\{2\}}$  into  $\tilde{W}_4$  and  $W_4^{\{3\}}$  into  $\tilde{W}_3$  since both  $|S_4 \cap \tilde{S}_3| = |S_4 \cap \tilde{S}_4| = 5 = (r - 1)$ . The remaining middle segments are treated similarly.
- $W_5$  into two subsegments labelled  $W_5^{\{3\}}$  and  $W_5^{\{4\}}$  of sizes  $\frac{8T}{14}$  and  $\frac{6T}{14}$  respectively.
- $W_6$  into two subsegments labelled  $W_6^{\{4\}}$  and  $W_6^{\{5\}}$  of sizes  $\frac{6T}{14}$  and  $\frac{8T}{14}$  respectively.
- $W_7$  into two subsegments labelled  $W_7^{\{5\}}$  and  $W_7^{\{6\}}$  of sizes  $\frac{4T}{14}$  and  $\frac{10T}{14}$  respectively.

The superscript represents the set of nodes to which the subsegment is to be delivered.

*Coding and Transmission:* Now, to deliver these subsegments, nodes make use of coded broadcasts. The design of these broadcasts are guided by Principle 3. We elucidate the existence of the ‘nice’ subsets given in Principle 3 using a matrix form (referred to as matrix  $M$ ) in Figure 4. We note that this representation is similar to the combinatorial structure defined for coded caching in [12], called a placement delivery array. Consider a submatrix of  $M$  described by distinct rows  $i_1, \dots, i_l$  and distinct columns  $j_1, \dots, j_{l+1}$ . If this submatrix is equivalent to the  $l \times (l + 1)$  matrix

$$\begin{bmatrix} s & * & \dots & * & * \\ * & s & \dots & * & * \\ \vdots & \vdots & \ddots & * & * \\ * & * & \dots & s & * \end{bmatrix} \quad (1)$$



Nodes Subsegments	1	2	3	4	5	6	7
$W_3^{\{1\}}$	$\odot$	—	*	*	*	*	$\odot$
$W_4^{\{2\}}$	*	$\square$	—	*	*	*	$\square$
$W_5^{\{3\}}$	*	*	$\odot$	—	*	*	$\odot$
$W_6^{\{4\}}$	*	*	*	$\square$	—	*	$\square$
$W_7^{\{5\}}$	*	*	*	*	$\odot$	—	$\odot$
$W_4^{\{3\}}$	$\triangle$	—	$\triangle$	*	*	*	*
$W_5^{\{4\}}$	$\triangle$	*	—	$\triangle$	*	*	*
$W_6^{\{5\}}$	$\triangle$	*	*	—	$\triangle$	*	*
$W_7^{\{6\}}$	$\triangle$	*	*	*	—	$\triangle$	*
$W_8^{\{7\}}$	$\triangle$	*	*	*	*	—	$\triangle$
$W_3^{\{2\}}$	—	$s$	*	*	*	*	*
$W_8^{\{6\}}$	*	*	*	*	*	$s$	—

Fig. 4: The matrix  $M$  for  $K = 8$ ,  $r = 6$ . The rows correspond to subsegments and the columns correspond to nodes. Entry  $M_{i,j} = '*'$  if the  $i^{\text{th}}$  subsegment is contained in the  $j^{\text{th}}$  node.  $M_{i,j} = 's'$  if the  $i^{\text{th}}$  subsegment must be delivered to the  $j^{\text{th}}$  node. For each shape enclosing an entry, the row and column corresponding each entry with that shape gives a valid XOR-coded transmission.

up to some row/column permutation, then each of the nodes  $j_1, \dots, j_l$  can decode their required subsegment from the XOR of the  $i_1^{\text{th}}, \dots, i_l^{\text{th}}$  subsegments which can be broadcasted by the  $(l+1)^{\text{th}}$  node. Our rebalancing algorithm makes use of this property to design the transmissions. To denote the submatrices we make use of shapes enclosing each requirement (represented using an 's') in the matrix. For each shape, the row and column corresponding to each 's' result in a XOR-coded transmission. Before such XOR-coding, padding the 'shorter' subsegments with 0s to match the length of the longest subsegment would be required. There are other  $s$  entries in the matrix  $M$  which are not covered by matrices of type (1). These will correspond to uncoded broadcasts. Thus, we get the following transmissions from the matrix

- Node 1 pads  $W_6^{\{5\}}$  and  $W_4^{\{3\}}$  to size  $\frac{12T}{14}$  and broadcasts  $W_8^{\{7\}} \oplus W_6^{\{5\}} \oplus W_4^{\{3\}}$ .
- Similarly, Node 7 pads  $W_5^{\{3\}}$  and  $W_7^{\{5\}}$  and broadcasts  $W_3^{\{1\}} \oplus W_5^{\{3\}} \oplus W_7^{\{5\}}$ .
- Node 1 pads  $W_5^{\{4\}}$  to size  $\frac{10T}{14}$  and broadcasts  $W_5^{\{4\}} \oplus W_7^{\{6\}}$ .
- Similarly, Node 7 pads  $W_6^{\{4\}}$  and broadcasts  $W_4^{\{2\}} \oplus W_6^{\{4\}}$ .
- Finally, Node 1 broadcasts  $W_8^{\{6\}}$  and Node 7 broadcasts  $W_3^{\{2\}}$ .

The total communication load incurred in performing these broadcasts is  $\frac{1}{T} \left( 2 \cdot \frac{12T}{14} + 2 \cdot \frac{10T}{14} + 2 \cdot \frac{2T}{14} \right) = \frac{24}{7}$ .

*Decoding:* The uncoded subsegments are directly received by the respective nodes. The nodes present in the superscript of the XORed subsegment proceed to decode their respective required subsegment as follows.

- From the transmission  $W_8^{\{7\}} \oplus W_6^{\{5\}} \oplus W_4^{\{3\}}$ , Node 7 contains  $W_6, W_4$  and can hence recover  $W_8^{\{7\}}$  by XORing away the other subsegments. Similarly, Nodes 3 and 5 can recover  $W_4^{\{3\}}$  and  $W_6^{\{5\}}$  respectively.
- From the transmission  $W_3^{\{1\}} \oplus W_5^{\{3\}} \oplus W_7^{\{5\}}$ , Node 1 contains  $W_5, W_7$  and can recover  $W_3^{\{1\}}$ . Similarly, Nodes 3 and 5 can recover  $W_5^{\{3\}}$  and  $W_7^{\{5\}}$  respectively.

- From the broadcast  $W_5^{\{4\}} \oplus W_7^{\{6\}}$ , Node 4 contains  $W_7$  and can hence recover  $W_5^{\{4\}}$ . Similarly, Node 6 can recover  $W_7^{\{6\}}$ .
- From the broadcast  $W_4^{\{2\}} \oplus W_6^{\{4\}}$ , Node 2 contains  $W_6$  and can hence recover  $W_4^{\{2\}}$ . Similarly, Node 4 can recover  $W_6^{\{4\}}$ .

*Merging and Relabelling:* To restore the cyclic storage condition, each node  $k \in [K - 1]$  merges and relabels all segments that must be stored in it in the final database. These are  $\tilde{W}_j$  for  $j \in \{k \boxminus_7 \langle 6 \rangle\}$ .

- $\tilde{W}_1 = W_1 | W_8^{\{6\}}$  of size  $1 + \frac{2T}{14} = \frac{8T}{7}$  is obtained at nodes  $\{1, 2, 3, 4, 5, 6\}$ .
- $\tilde{W}_2 = W_2 | W_3^{\{2\}}$  of size  $1 + \frac{2T}{14} = \frac{8T}{7}$  is obtained at nodes  $\{2, 3, 4, 5, 6, 7\}$ .
- $\tilde{W}_3 = W_3^{\{1\}} | W_4^{\{3\}}$  of size  $\frac{12T}{14} + \frac{4T}{14} = \frac{8T}{7}$  is obtained at nodes  $\{3, 4, 5, 6, 7, 1\}$ .
- $\tilde{W}_4 = W_4^{\{2\}} | W_5^{\{4\}}$  of size  $\frac{10T}{14} + \frac{6T}{14} = \frac{8T}{7}$  is obtained at nodes  $\{4, 5, 6, 7, 1, 2\}$ .
- $\tilde{W}_5 = W_5^{\{3\}} | W_6^{\{5\}}$  of size  $\frac{8T}{14} + \frac{8T}{14} = \frac{8T}{7}$  is obtained at nodes  $\{5, 6, 7, 1, 2, 3\}$ .
- $\tilde{W}_6 = W_6^{\{4\}} | W_7^{\{6\}}$  of size  $\frac{6T}{14} + \frac{10T}{14} = \frac{8T}{7}$  is obtained at nodes  $\{6, 7, 1, 2, 3, 4\}$ .
- $\tilde{W}_7 = W_7^{\{5\}} | W_8^{\{7\}}$  of size  $\frac{4T}{14} + \frac{12T}{14} = \frac{8T}{7}$  is obtained at nodes  $\{7, 1, 2, 3, 4, 5\}$ .

After merging and relabelling, each node keeps only the required segments mentioned previously and discards any extra data present. Since each node now stores 6 segments each of size  $\frac{8T}{7}$ , the total data stored is still  $48T = rNT$ . Thus, the cyclic storage condition is satisfied.

**Example illustrating Scheme 2:** Consider a database with  $K = 6$  nodes satisfying the  $r$ -balanced cyclic storage condition with replication factor  $r = 3$ . A file  $W$  is split into segments  $W_1, \dots, W_6$  such that the segment  $W_1$  is stored in nodes 1, 2 and 3,  $W_2$  in nodes 2, 3 and 4,  $W_3$  in nodes 3, 4 and 5,  $W_4$  in nodes 4, 5 and 6,  $W_5$  in nodes 5, 6 and 1, and  $W_6$  in nodes 6, 1 and 2.

Suppose the node 6 is removed from the system. The contents of node 6, namely  $W_4, W_5, W_6$  must be restored. To do so, the rebalancing algorithm performs the following steps.

*Splitting:* Again, each node that contains these segments splits them into subsegments as per Principles 1 and 2.

- $W_4$  is a *corner* segment for the removed node 6. This is split into three subsegments. The largest is labelled  $W_4^{\{1\}}$  and is of size  $\frac{7T}{10}$ . This subsegment is to be merged into  $\tilde{W}_4$  since  $|S_4 \cap \tilde{S}_4| = 2 = (r - 1)$ . Observe that the superscript of  $W_4^{\{1\}}$  represents the set of nodes to which the subsegment is to be delivered, i.e.,  $\tilde{S}_4 \setminus S_4$ . The remaining 2 subsegments are labelled  $W_4^{\{3\}}$  and  $W_4^{\{2,3\}}$  and are of sizes  $\frac{2T}{10}$ , and  $\frac{T}{10}$  respectively. In order to maintain a balanced database, these are to be merged into  $\tilde{W}_3$  and  $\tilde{W}_2$  respectively.
- Similarly, the other *corner* segment  $W_6$  is split into three subsegments labelled  $W_6^{\{5\}}$ ,  $W_6^{\{3\}}$  and  $W_6^{\{3,4\}}$  of sizes  $\frac{7T}{10}$ ,  $\frac{2T}{10}$ , and  $\frac{T}{10}$ , and are to be merged with  $\tilde{W}_5$ ,  $\tilde{W}_1$ , and  $\tilde{W}_2$  respectively.
- $W_5$  is a middle segment of node 6. It is split into two subsegments labelled  $W_5^{\{1\}}$  and  $W_5^{\{4\}}$  of size  $\frac{5T}{10}$  each.  $W_5^{\{1\}}$  is to be merged into  $\tilde{W}_5$ , and  $W_5^{\{4\}}$  into  $\tilde{W}_4$ , since both  $|S_5 \cap \tilde{S}_5| = |S_5 \cap \tilde{S}_4| = 2 = (r - 1)$ .

*Coding and Transmission:* As before, we make use of the placement matrix shown in Fig. 5 to explain how nodes perform coded broadcasts as per Principle 3. Consider the submatrix denoted by the circles in Figure 5. This submatrix described by columns 1, 4, 5 and rows 1, 3 means that each of the subsegments corresponding to these rows are present in all but one of the nodes corresponding to these columns. Further, node 5 contains both of these

Nodes	1	2	3	4	5
Subsegments					
$W_4^{\{1\}}$	$\textcircled{s}$	—	—	*	$\textcircled{*}$
$W_5^{\{2\}}$	$\boxed{*}$	$\boxed{s}$	—	—	*
$W_5^{\{4\}}$	*	—	—	$\textcircled{s}$	$\textcircled{*}$
$W_6^{\{5\}}$	$\boxed{*}$	*	—	—	$\boxed{s}$
$W_4^{\{2,3\}}$	—	$s$	$s$	*	*
$W_4^{\{3\}}$	—	—	$s$	*	*
$W_6^{\{3\}}$	*	*	$s$	—	—
$W_6^{\{3,4\}}$	*	*	$s$	$s$	—

Fig. 5: Matrix  $M$  for  $K = 6, r = 3$  case. The rows of this matrix  $M$  correspond to subsegments and the columns correspond to nodes. The  $M_{i,j} = '*'$  if the  $i^{\text{th}}$  subsegment is contained in the  $j^{\text{th}}$  node.  $M_{i,j} = 's'$  if the  $i^{\text{th}}$  subsegment must be delivered to the  $j^{\text{th}}$  node. For each shape enclosing an entry, the row and column corresponding each entry with that shape lead to a XOR-coded transmission.

subsegments, and thus node 5 can broadcast the XOR of them and each of the nodes 1, 4 can recover the respective subsegments denoted by the rows. Further, those  $s$  entries in the matrix not covered by any shape lead to uncoded broadcasts. Following these ideas, we get the following transmissions.

- Node 1 pads  $W_5^{\{2\}}$  to size  $\frac{7T}{10}$  and broadcasts  $W_5^{\{2\}} \oplus W_6^{\{5\}}$ .
- Similarly, Node 4 pads  $W_5^{\{4\}}$  and broadcasts  $W_4^{\{1\}} \oplus W_5^{\{4\}}$ .
- Finally, Node 1 broadcasts  $W_6^{\{3\}}, W_6^{\{3,4\}}$  and Node 4 broadcasts  $W_4^{\{3\}}, W_4^{\{2,3\}}$ .

The total communication load incurred in performing these broadcasts is  $\frac{1}{T} (2 \cdot \frac{7T}{10} + 2 \cdot \frac{T}{10} + 2 \cdot \frac{2T}{10}) = 2$ .

*Decoding:* The uncoded broadcast subsegments are received as-is by the superscript nodes. With respect to any XOR-coded subsegment, the nodes present in the superscript of the subsegment can decode the subsegment, due to the careful design of the broadcasts as per Principle 3. For this example, we have the following.

- From the transmission  $W_5^{\{2\}} \oplus W_6^{\{5\}}$ , node 2 can decode  $W_5^{\{2\}}$  by XORing away  $W_6^{\{5\}}$  and similarly node 5 can decode  $W_6^{\{5\}}$ .
- Similarly, from  $W_4^{\{1\}} \oplus W_5^{\{4\}}$ , nodes 1 and 4 can recover  $W_4^{\{1\}}$  and  $W_5^{\{4\}}$  respectively.

*Merging and Relabelling:* To restore the cyclic storage condition, we merge and relabel the subsegments to form  $\tilde{W}_1, \dots, \tilde{W}_5$ . Each node  $k \in [K-1]$  merges and relabels all segments that must be stored in it in the final database. These are  $\tilde{W}_j : j \in \{k \boxplus_5 \langle 3 \rangle\}$ .

- Observe that  $W_1$  and  $W_6^{\{3\}}$  are available at nodes  $\{1, 2, 3\}$ , from either the prior storage or due to decoding. Thus, the segment  $\tilde{W}_1 = W_1 | W_6^{\{3\}}$  of size  $1 + \frac{2T}{10} = \frac{6T}{5}$  is obtained and stored at nodes  $\{1, 2, 3\}$ . Similarly, we have the other merge operations as follows.
- $\tilde{W}_2 = W_2 | W_4^{\{2,3\}} | W_6^{\{3,4\}}$  of size  $1 + \frac{T}{10} + \frac{2T}{10} = \frac{6T}{5}$  is obtained at nodes  $\{2, 3, 4\}$ .
- $\tilde{W}_3 = W_3 | W_4^{\{3\}}$  of size  $1 + \frac{2T}{10} = \frac{6T}{5}$  is obtained at nodes  $\{3, 4, 5\}$ .
- $\tilde{W}_4 = W_4^{\{1\}} | W_5^{\{4\}}$  of size  $\frac{7T}{10} + \frac{5T}{10} = \frac{6T}{5}$  is obtained at nodes  $\{4, 5, 1\}$ .
- $\tilde{W}_5 = W_5^{\{2\}} | W_6^{\{5\}}$  of size  $\frac{5T}{10} + \frac{7T}{10} = \frac{6T}{5}$  is obtained at nodes  $\{5, 1, 2\}$ .

After merging and relabelling, each node keeps only the required segments mentioned previously and discards any extra data present. Since each node now stores 3 segments each of size  $\frac{6T}{5}$ , the total data stored is still  $18T = rNT$ . Thus the cyclic storage condition is satisfied.

### C. Algorithm

In this section, following the intuition built in Subsection III-A, we give our complete rebalancing algorithm (Algorithm 1) for removal of a node from an  $r$ -balanced cyclic database on  $K$  nodes (with  $r \leq \{2, \dots, K-1\}$ ). We thus prove the node-removal result in Theorem 1. Algorithm 1 initially invokes the SPLIT routine (described in Algorithm 2) which gives the procedure to split segments into subsegments. Each subsegment's size is assumed to be an integral multiple of  $\frac{1}{2(K-1)}$ . This is without loss of generality, by the condition on the size  $T$  of each segment as in Theorem 1. This splitting scheme is also illustrated in the figures Fig. 6-8. Guided by Claim 1, based on the value of  $r$ , Algorithm 1 selects between two routines that correspond to the two transmission schemes: SCHEME 1 and SCHEME 2. These schemes are given in Algorithm 3 and 4. We note that, since the sizes of the subsegments may not be the same after splitting, appropriate zero-padding (up to the size of the larger subsegment) is done before the XOR operations are performed in the two schemes. Finally, the MERGE routine (given in Algorithm 5) is run at the end of Algorithm 1. This merges the subsegments and relabels the merged segments as the target segments, thus resulting in the target  $r$ -balanced cyclic database on  $K-1$  nodes.

**Remark 3.** Note that, for ease of understanding, we describe the algorithms for the removal of node  $K$  from the system. The scheme for the removal of a general node  $i$  can be obtained as follows. Consider the set of permutations  $\phi_i : [K] \rightarrow [K]$ , where  $\phi_i(j) = j \boxminus_K (K-i)$ , for  $i \in [K]$ . If a node  $i$  is removed instead of  $K$ , we replace each label  $j$  in the subscript and superscript of the subsegments in our Algorithms 2-5 with  $\phi_i(j)$ . Due to the cyclic nature of both the input and target databases, we naturally obtain the rebalancing scheme for the removal of node  $i$ .

---

#### Algorithm 1 Rebalancing Scheme for Node Removal from Cyclic Database

---

```

1: procedure TRANSMIT
2:   SPLIT() ▷ Call SPLIT
3:   if  $r \geq r_{th} = \lceil \frac{2K+2}{3} \rceil$  then
4:     SCHEME 1() ▷ Call SCHEME 1
5:   else
6:     SCHEME 2() ▷ Call SCHEME 2
7:   end if
8:   MERGE() ▷ Call MERGE
9: end procedure

```

---

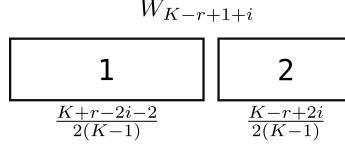


Fig. 6: For each  $i \in [r-2]$ ,  $W_{K-r+1+i}$  is split into two parts labelled  $W_{K-r+1+i}^{\{i+1\}}$  and  $W_{K-r+1+i}^{\{i+K-r\}}$  of sizes  $\frac{K+r-2i-2}{2(K-1)}$  and  $\frac{K-r+2i}{2(K-1)}$  respectively.

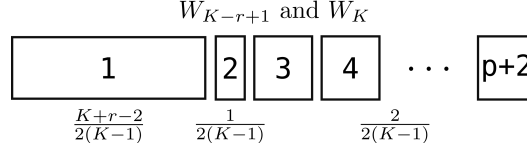


Fig. 7: Let  $p = \lfloor \frac{K-r}{2} \rfloor$ . When  $K-r$  is odd,  $W_{K-r+1}$  is split into  $p+2$  parts labelled  $W_{K-r+1}^{\{1\}}$ ,  $W_{K-r+1}^{\{(K-r-p) \boxplus_{K-1} \langle \min(r, p+1) \rangle\}}$ , and  $W_{K-r+1}^{\{(K-r+1-j) \boxplus_{K-1} \langle \min(r, j) \rangle\}}$  for  $j = 1, \dots, p$ ; of sizes  $\frac{K+r-2}{2(K-1)}, \frac{1}{2(K-1)}, \frac{2}{2(K-1)}, \frac{2}{2(K-1)}, \dots, \frac{2}{2(K-1)}$ . Similarly,  $W_K$  is split into  $p+2$  parts labelled  $W_K^{\{K-1\}}$ ,  $W_K^{\{(r+p) \boxminus_{K-1} \langle \min(r, p+1) \rangle\}}$ , and  $W_K^{\{(r-1+j) \boxminus_{K-1} \langle \min(r, j) \rangle\}}$  for  $j = 1, \dots, p$ ; of sizes  $\frac{K+r-2}{2(K-1)}, \frac{1}{2(K-1)}, \frac{2}{2(K-1)}, \frac{2}{2(K-1)}, \dots, \frac{2}{2(K-1)}$  respectively.

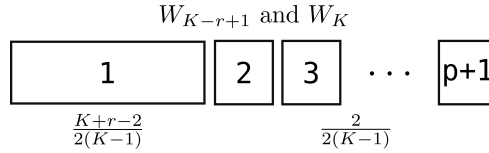


Fig. 8: Let  $p = \lfloor \frac{K-r}{2} \rfloor$ . When  $K-r$  is even,  $W_{K-r+1}$  is split into  $p+1$  parts labelled  $W_{K-r+1}^{\{1\}}$ , and  $W_{K-r+1}^{\{(K-r+1-j) \boxplus_{K-1} \langle \min(r, j) \rangle\}}$  for  $j = 1, \dots, p$ ; of sizes  $\frac{K+r-2}{2(K-1)}, \frac{2}{2(K-1)}, \frac{2}{2(K-1)}, \dots, \frac{2}{2(K-1)}$ . Similarly,  $W_K$  is split into  $p+1$  parts labelled  $W_K^{\{K-1\}}$ , and  $W_K^{\{(r-1+j) \boxminus_{K-1} \langle \min(r, j) \rangle\}}$  for  $j = 1, \dots, p$ ; of sizes  $\frac{K+r-2}{2(K-1)}, \frac{2}{2(K-1)}, \frac{2}{2(K-1)}, \dots, \frac{2}{2(K-1)}$  respectively.

---

**Algorithm 2** Splitting Scheme
 

---

```

1: procedure SPLIT
2:   for each  $i \in [r - 2]$  do
3:     Split  $W_{K-r+1+i}$  into subsegments labelled  $W_{K-r+1+i}^B$  for  $B \in \{\{i+1\}, \{i+K-r\}\}$ , where the size
       of the subsegment is  $\begin{cases} \frac{K+r-2i-2}{2(K-1)}, & \text{if } B = \{i+1\} \\ \frac{K-r+2i}{2(K-1)}, & \text{if } B = \{i+K-r\} \end{cases}$ 
4:   end for
5:   if  $K - r$  is odd then
6:     Let  $p = \lfloor \frac{K-r}{2} \rfloor$ 
7:     Split  $W_{K-r+1}$  into  $p + 2$  subsegments labelled  $W_{K-r+1}^B$ , for  $B \in \{\{1\}, \{(K-r-p) \boxplus_{K-1} \langle \min(r, p+1) \rangle\} \cup \{ \{(K-r+1-j) \boxplus_{K-1} \langle \min(r, j) \rangle\} : j \in [p] \}$  where the size of the subsegment is
        $\begin{cases} \frac{K+r-2}{2(K-1)}, & \text{if } B = \{1\} \\ \frac{1}{2(K-1)}, & \text{if } B = \{(K-r-p) \boxplus_{K-1} \langle \min(r, p+1) \rangle\} \\ \frac{2}{2(K-1)}, & \text{otherwise} \end{cases}$ 
8:     Split  $W_K$  into  $p + 2$  subsegments labelled  $W_K^B$ , for  $B \in \{\{K-1\}, \{(r+p) \boxminus_{K-1} \langle \min(r, p+1) \rangle\} \cup \{ \{(r-1+j) \boxminus_{K-1} \langle \min(r, j) \rangle\} : j \in [p] \}$  where the size of the subsegment is
        $\begin{cases} \frac{K+r-2}{2(K-1)}, & \text{if } B = \{K-1\} \\ \frac{1}{2(K-1)}, & \text{if } B = \{(r+p) \boxminus_{K-1} \langle \min(r, p+1) \rangle\} \\ \frac{2}{2(K-1)}, & \text{otherwise} \end{cases}$ 
9:   else
10:    Let  $p = \frac{K-r}{2}$ 
11:    Split  $W_{K-r+1}$  into  $p + 1$  subsegments labelled  $W_{K-r+1}^B$ , for  $B \in \{1\} \cup \{ \{(K-r+1-j) \boxplus_{K-1} \langle \min(r, j) \rangle\} : j \in [p] \}$  where the size of the subsegment is
        $\begin{cases} \frac{K+r-2}{2(K-1)}, & \text{if } B = \{1\} \\ \frac{2}{2(K-1)}, & \text{otherwise} \end{cases}$ 
12:    Split  $W_K$  into  $p + 1$  subsegments labelled  $W_K^B$ , for  $B \in \{K-1\} \cup \{ \{(r-1+j) \boxminus_{K-1} \langle \min(r, j) \rangle\} : j \in [p] \}$  where the size of the subsegment is
        $\begin{cases} \frac{K+r-2}{2(K-1)}, & \text{if } B = \{K-1\} \\ \frac{2}{2(K-1)}, & \text{otherwise} \end{cases}$ 
13:   end if
14: end procedure

```

---

---

**Algorithm 3** Transmission Scheme 1

---

```

1: procedure SCHEME 1
2:   for each  $i = 1, \dots, K - r$  do
3:     Node 1 broadcasts  $\bigoplus_{j=0}^{\lfloor \frac{r-1-i}{K-r} \rfloor} W_{K+1-i-j(K-r)}^{\{K-i-j(K-r)\}}$ .
4:     Node  $K - 1$  broadcasts  $\bigoplus_{j=0}^{\lfloor \frac{r-1-i}{K-r} \rfloor} W_{K-r+i+j(K-r)}^{\{i+j(K-r)\}}$ 
5:   end for
6:   Node 1 broadcasts all subsegments of  $W_K$  except  $W_K^{\{K-1\}}$ .
7:   Node  $K - 1$  broadcasts all subsegments of  $W_{K-r+1}$  except  $W_{K-r+1}^{\{1\}}$ .
8: end procedure

```

---



---

**Algorithm 4** Transmission Scheme 2

---

```

1: procedure SCHEME 2
2:   for each  $i = 2, \dots, r - 1$  do
3:     Node 1 broadcasts  $W_{K-r+i}^{\{i\}} \oplus W_{K-r+i+1}^{\{K-r+i\}}$ .
4:   end for
5:   Node  $K - 1$  broadcasts  $W_{K-r+1}^{\{1\}} \oplus W_{K-r+2}^{\{K-r+1\}}$ .
6:   Node 1 broadcasts all subsegments of  $W_K$  except  $W_K^{\{K-1\}}$ .
7:   Node  $K - 1$  broadcasts all subsegments of  $W_{K-r+1}$  except  $W_{K-r+1}^{\{1\}}$ .
8: end procedure

```

---



---

**Algorithm 5** Merging and Relabelling
 

---

```

1: procedure MERGE
2:   for each  $i = 1, \dots, r - 1$  do
3:     Each node in  $\{(K - r + i) \boxplus_{K-1} \langle r \rangle\}$  performs the concatenation  $\tilde{W}_{K-r+i} = W_{K-r+i}^{\{i\}} | W_{K-r+i+1}^{\{K-r+i\}}$ .
4:   end for
5:   if  $K - r$  is even then
6:     for each  $i = 1, \dots, \frac{K-r}{2}$  do
7:       Each node in  $\{i \boxplus_{K-1} \langle r \rangle\}$  performs the concatenation  $\tilde{W}_i = W_i | W_K^{\{(r-1+i) \boxplus_{K-1} \langle \min(r,i) \rangle\}}$ .
8:     end for
9:     for each  $i = \frac{K-r}{2} + 1, \dots, K - r$  do
10:      Each node in  $\{i \boxplus_{K-1} \langle r \rangle\}$  performs the concatenation  $\tilde{W}_i = W_i | W_{K-r+1}^{\{i \boxplus_{K-1} \langle \min(r, K-r-i+1) \rangle\}}$ .
11:    end for
12:   else
13:     for each  $i = 1, \dots, \frac{K-r-1}{2}$  do
14:       Each node in  $\{i \boxplus_{K-1} \langle r \rangle\}$  performs the concatenation  $\tilde{W}_i = W_i | W_K^{\{(r-1+i) \boxplus_{K-1} \langle \min(r,i) \rangle\}}$ .
15:     end for
16:     for each  $i = \frac{K-r+1}{2} + 1, \dots, K - r$  do
17:      Each node in  $\{i \boxplus_{K-1} \langle r \rangle\}$  performs the concatenation  $\tilde{W}_i = W_i | W_{K-r+1}^{\{i \boxplus_{K-1} \langle \min(r, K-r-i+1) \rangle\}}$ .
18:    end for
19:    Each node in  $\{(\frac{K-r+1}{2}) \boxplus_{K-1} \langle r \rangle\}$  performs the concatenation  $\tilde{W}_{\frac{K-r+1}{2}} = W_{\frac{K-r+1}{2}} | W_K^{\{(r+p) \boxplus_{K-1} \langle \min(r,p+1) \rangle\}} | W_{K-r+1}^{\{(K-r-p) \boxplus_{K-1} \langle \min(r,p+1) \rangle\}}$ , where  $p = \lfloor \frac{K-r}{2} \rfloor$ .
20:   end if
21: end procedure

```

---

**Note:** Once the target segments  $\tilde{W}_1, \dots, \tilde{W}_{K-1}$  are recovered at the required nodes, any extra bits present at the node are discarded.

#### D. Correctness

To check the correctness of the scheme, we have to check the correctness of the encoding, decoding, and the merging. It is straightforward to check that the nodes that broadcast any transmission, whether coded or uncoded subsegments, contain all respective subsegments according to the design of the initial storage. Thus, the XOR-coding and broadcasts given in the transmissions schemes are correct. For checking the decoding, we must check that each subsegment can be decoded at the corresponding ‘superscript’ nodes where it is meant to be delivered. We must also check that the merging scheme is successful, i.e., at any node, all the subsegments to be merged into a target segment are available at that node. Finally, we check that the target database is the cyclic database on  $K - 1$  nodes.

Now, we focus on checking the decoding of the transmissions in both Scheme 1 and Scheme 2. Clearly, all uncoded transmissions are directly received. Thus, we now check only the decoding involved for XOR-coded

transmissions, for the two schemes.

- **Decoding for Scheme 1:** For each  $i \in [K-r]$ , two broadcasts  $\bigoplus_{j=0}^{\lfloor \frac{r-1-i}{K-r} \rfloor} W_{K+1-i-j(K-r)}^{\{K-i-j(K-r)\}}$  and  $\bigoplus_{j=0}^{\lfloor \frac{r-1-i}{K-r} \rfloor} W_{K-r+i+j(K-r)}^{\{i+j(K-r)\}}$  are made. Consider the first broadcast. Let  $J = \{0, \dots, \lfloor \frac{r-1-i}{K-r} \rfloor\}$ . For some  $j \in J$ , consider the segment  $W_{K+1-i-j(K-r)}$ . For any  $j' \in J \setminus \{j\}$ , we claim that node  $K-i-j'(K-r)$  contains the segment  $W_{K+1-i-j(K-r)}$ . Going through all possible  $j, j'$  would then mean that all the segments in this first XOR-coded broadcast can be decoded at the respective superscript-nodes. Now, for node  $K-i-j'(K-r)$  to contain the segment  $W_{K+1-i-j(K-r)}$ , the following condition must be satisfied:

$$\text{-- Condition (A): } K-i-j'(K-r) \in S_{K+1-i-j(K-r)} = \{(K+1-i-j(K-r)) \boxplus_K \langle r \rangle\}.$$

To remove the wrap-around, we simplify Condition (A) into two cases based on the relation between  $j$  and  $j'$ . For Condition (A) to hold, it is easy to check that one of the following pairs of inequalities must hold.

- 1) if  $j < j'$ ,  $K+1-i-j(K-r) \leq 2K-i-j'(K-r) \leq K+1-i-j(K-r)+r-1$
- 2) if  $j > j'$ ,  $K+1-i-j(K-r) \leq K-i-j'(K-r) \leq K+1-i-j(K-r)+r-1$ .

Consider the first inequality. First we prove that when  $j < j'$ ,  $K+1-i-j(K-r) \leq 2K-i-j'(K-r)$ .

To show this, we consider the following sequence of equations,

$$\begin{aligned} (2K-i-j'(K-r)) - (K+1-i-j(K-r)) &= K-1-(j'-j)(K-r). \\ &\stackrel{(a)}{\geq} K-1 - \left( \frac{r-1-i}{K-r} \right) (K-r). \\ &\geq K-r+i \\ &\stackrel{(b)}{\geq} K-r+1 \\ &\stackrel{(c)}{\geq} K-(K-1)+1 \\ &\geq 0, \end{aligned}$$

where (a) holds as the maximum value of  $j'-j$  is equal to  $\lfloor \frac{r-1-i}{K-r} \rfloor$ , (b) holds as the minimum value of  $i$  is 1, and (c) holds as the maximum value of  $r$  is  $K-1$ .

Similarly,

$$\begin{aligned} (K+1-i-j(K-r)+r-1) - (2K-i-j'(K-r)) &= r-K+(j'-j)(K-r) \\ &\stackrel{(a)}{\geq} r-K+(K-r) \geq 0, \end{aligned}$$

where (a) holds as the minimum value of  $j'-j$  is equal to 1.

Now, for the second inequality, we first prove that when  $j > j'$ ,  $K+1-i-j(K-r) \leq K-i-j'(K-r)$ .

To show this, we consider the following sequence of equations

$$\begin{aligned} (K-i-j'(K-r)) - (K+1-i-j(K-r)) &= (j-j')(K-r)-1 \\ &\stackrel{(a)}{\geq} K-r-1 \\ &\stackrel{(b)}{\geq} K-(K-1)-1 \end{aligned}$$

$$\geq 0,$$

where (a) holds as the minimum value of  $j - j'$  is equal to 1 and (b) holds as the maximum value of  $r$  is  $K - 1$ . Similarly,

$$\begin{aligned} (K + 1 - i - j(K - r) + r - 1) - (K - i - j'(K - r)) &= r - (j - j')(K - r) \\ &\stackrel{(a)}{\geq} r - \left( \frac{r - 1 - i}{K - r} \right) (K - r) \\ &\geq 1 + i \\ &\stackrel{(b)}{\geq} 0, \end{aligned}$$

where (a) holds as the maximum value of  $j - j'$  is equal to  $\lfloor \frac{r-1-i}{K-r} \rfloor$  and (b) holds as the minimum value of  $i$  is 1.

Hence, all the inequalities for both the cases are true. Similar arguments hold for the second broadcast as well.

- Decoding for Scheme 2:** For each  $i \in [r]$ , a broadcast  $W_{K-r+i}^{\{i\}} \oplus W_{K-r+i+1}^{\{K-r+i\}}$  is made (c.f. Lines 3,5 in Algorithm 4). Now, node  $i$  contains the subsegment  $W_{K-r+i+1}$  since  $(K - r + i + 1) \boxplus_K (r - 1) = i$ . Similarly, node  $K - r + i$  clearly contains the subsegment  $W_{K-r+i}$ . Thus, node  $i$  can decode  $W_{K-r+i}^{\{i\}}$  and node  $K - r + i$  can decode  $W_{K-r+i+1}^{\{K-r+i\}}$ . Thus, we have verified the correctness of the transmission schemes.
- Checking the merging phase:** Initially, for each  $i \in [K]$ ,  $W_i$  is stored at the nodes  $\{i \boxplus_K \langle r \rangle\}$ . After the transmissions are done,  $\tilde{W}_i$  is obtained by merging some subsegments with  $W_i$ , for each  $i \in \{1, \dots, K\}$ . Now, to verify that the merging can be done correctly, we need to show that all these subsegments are present at the nodes  $\{i \boxplus_{K-1} \langle r \rangle\}$  after the transmissions are done.
  - For each  $i \in [r - 1]$ , consider the segment  $\tilde{W}_{K-r+i}$  which is obtained by merging  $W_{K-r+i}^{\{i\}}$  with  $W_{K-r+i+1}^{\{K-r+i\}}$ , (c.f. Algorithm 5 Line 2 and 3). We observe that  $W_{K-r+i}^{\{i\}}$  was present in  $\{(K - r + i) \boxplus_{K-1} \langle r \rangle\} \setminus \{i\}$  before rebalancing and was decoded by node  $i$  during the rebalancing process. Similarly,  $W_{K-r+i+1}^{\{K-r+i\}}$  was present in  $\{(K - r + i) \boxplus_{K-1} \langle r \rangle\} \setminus \{K - r + i\}$  before rebalancing and was decoded by node  $K - r + i$  during the rebalancing process.
  - For each  $i \in \{1, \dots, \lfloor \frac{K-r}{2} \rfloor\}$ ,  $\tilde{W}_i$  is obtained by merging  $W_i$  and  $W_K^{\{(r-1+i) \boxplus_{K-1} \langle \min(r,i) \rangle\}}$ , (c.f. Algorithm 5 Lines 7 and 14). Each node in  $\{i \boxplus_{K-1} \langle r \rangle\}$  that does not contain  $W_K$  can obtain  $W_K^{\{(r-1+i) \boxplus_{K-1} \langle \min(r,i) \rangle\}}$  using the broadcasts made in Lines 6-7 of Algorithms 3 and 4. Thus,  $\tilde{W}_i$  can be obtained at the nodes  $\{i \boxplus_{K-1} \langle r \rangle\}$ .
  - We use similar arguments the target segments  $\tilde{W}_i$  for each  $i \in \{\lceil \frac{K-r}{2} \rceil + 1, \dots, K - r\}$  and  $\tilde{W}_{\frac{K-r+1}{2}}$ , if  $K - r$  is odd.
- Checking the target database structure:** We first show that the sizes of all the segments after rebalancing are equal. For this, we look at how the new segments are formed by merging some subsegments with the older segment.
  - The size of the target segment  $\tilde{W}_{K-r+i}$ , for each  $i \in \{1, \dots, r - 1\}$ , is  $\frac{K+r-2(i-1)-2}{2(K-1)} + \frac{K-r+2i}{2(K-1)} = \frac{K}{K-1}$  (c.f. Algorithm 5 - Line 2 and 3).

- The size of the target segment  $\tilde{W}_i$ , for each  $i \in [\lfloor \frac{K-r}{2} \rfloor]$ , is  $1 + \frac{2}{2(K-1)} = \frac{K}{K-1}$  (c.f. Algorithm 5 - Line 6, 7, 13, and 14).
- For even  $K-r$ , the size of the target segment  $\tilde{W}_i$ , for each  $i \in \{\frac{K-r}{2}+1, \dots, K-r\}$ , is  $1 + \frac{2}{2(K-1)} = \frac{K}{K-1}$  (c.f. Algorithm 5 - Line 9 and 10).
- For odd  $K-r$ , the size of the target segment  $\tilde{W}_i$ , for each  $i \in \{\frac{K-r+1}{2}+1, \dots, K-r\}$ , is  $1 + \frac{2}{2(K-1)} = \frac{K}{K-1}$  (c.f. Algorithm 5 - Line 16 and 17).
- The size of the target segment  $\tilde{W}_{\frac{K-r+1}{2}}$  is  $1 + \frac{1}{2(K-1)} + \frac{1}{2(K-1)} = \frac{K}{K-1}$ . (c.f. Algorithm 5 - Line 19).

We can see that the sizes of all the segments after rebalancing are the same, i.e.,  $\frac{K}{K-1}$ . This completes the verification of the correctness of our rebalancing algorithm, which assures that the target database is an  $r$ -balanced cyclic database on  $K-1$  nodes.

### E. Communication Load

We now calculate the communication loads of the two schemes. For the uncoded broadcasts in both schemes corresponding to lines 6, 7 in both Algorithms 3 and 4, the communication load incurred is  $2 \left( \frac{K-r-1}{2} \cdot \frac{2}{2(K-1)} + \frac{1}{2(K-1)} \right) = \frac{K-r}{(K-1)}$ , when  $K-r$  is odd, and  $2 \left( \frac{K-r}{2} \cdot \frac{2}{2(K-1)} \right) = \frac{K-r}{(K-1)}$  when  $K-r$  is even, respectively. Now, we analyse the remainder of the communication loads of the two schemes.

1) *Scheme 1*: The coded broadcasts made in Scheme 1 are  $\bigoplus_{j=0}^{\lfloor \frac{r-1-i}{K-r} \rfloor} W_{K+1-i-j(K-r)}^{\{K-i-j(K-r)\}}$  and  $\bigoplus_{j=0}^{\lfloor \frac{r-1-i}{K-r} \rfloor} W_{K-r+i+j(K-r)}^{\{i+j(K-r)\}}$  for each  $i \in [K-r]$  (c.f. Algorithm 3 Lines 2-5). Once again, the subsegments involved in the broadcast are padded so that they are of the same size. Consider  $\bigoplus_{j=0}^{\lfloor \frac{r-1-i}{K-r} \rfloor} W_{K-r+i+j(K-r)}^{\{i+j(K-r)\}}$ . The size of each subsegment involved is  $\frac{K+r-2(i+j(K-r)-1)-2}{2(K-1)}$ . Thus the subsegment having the maximum size is the one corresponding to  $j=0$  having size  $\frac{K+r-2i}{2(K-1)}$ . Similarly, each subsegment involved in  $\bigoplus_{j=0}^{\lfloor \frac{r-1-i}{K-r} \rfloor} W_{K+1-i-j(K-r)}^{\{K-i-j(K-r)\}}$  is of size  $\frac{K-r+2(r-i-j(K-r))}{2(K-1)}$ . Thus, the maximum size is the one corresponding to  $j=0$  having size,  $\frac{K+r-2i}{2(K-1)}$ . Thus, the communication load is

$$\begin{aligned}
 L_1(r) &= 2 \cdot \sum_{i=1}^{K-r} \frac{K+r-2i}{2(K-1)} \\
 &= \left( \frac{1}{K-1} \right) ((K-r)(K+r) - (K-r)(K-r+1)) \\
 &= \frac{(K-r)(2r-1)}{(K-1)}.
 \end{aligned}$$

2) *Scheme 2*: The coded broadcasts made in Scheme 2 involve  $W_{K-r+i}^{\{i\}} \oplus W_{K-r+i+1}^{\{K-r+i\}}$  for each  $i \in [r-1]$  (c.f. Algorithm 4 Lines 2-5). Since the smaller subsegment of each pair is padded to match the size of the larger, the cost involved in making the broadcast depends on the larger subsegment. Now, the size of these subsegments are  $\frac{K+r-2j-2}{2(K-1)}$  and  $\frac{K-r+2(j+1)}{2(K-1)}$  respectively (c.f. Figures 6, 7, 8). For the first subsegment to be larger,  $\frac{K+r-2j-2}{2(K-1)} \geq \frac{K-r+2(j+1)}{2(K-1)}$ . It is easy to verify that this occurs when  $j \leq \frac{r}{2} - 1$ . We separate our analysis into cases based on the parity of  $r$ .

For odd  $r$ , we have,

$$L_2(r) = \sum_{j=0}^{\frac{r-1}{2}-1} \frac{K+r-2j-2}{2(K-1)} + \sum_{j=\frac{r-1}{2}}^{r-2} \frac{K-r+2(j+1)}{2(K-1)}$$

$$\begin{aligned}
&\stackrel{(a)}{=} \sum_{j=0}^{\frac{r-1}{2}-1} \frac{K+r-2j-2}{2(K-1)} + \sum_{j'=0}^{\frac{r-1}{2}-1} \frac{K-r+2(r-2-j'+1)}{2(K-1)} \\
&= 2 \cdot \sum_{j=0}^{\frac{r-1}{2}-1} \frac{K+r-2j-2}{2(K-1)} \\
&= \left( \frac{2}{2(K-1)} \right) \left( \left( \frac{r-1}{2} \right) (K+r-2) - \left( \frac{r-1}{2} - 1 \right) \left( \frac{r-1}{2} \right) \right) \\
&= \left( \frac{1}{2(K-1)} \right) (r-1) \left( K + \frac{r-1}{2} \right),
\end{aligned}$$

where (a) is obtained by changing the variable  $j' = (r-2) - j$ .

Similarly, for even  $r$ , we have,

$$\begin{aligned}
L_2(r) &= \sum_{j=0}^{\frac{r}{2}-1} \frac{K+r-2j-2}{2(K-1)} + \sum_{j=\frac{r}{2}}^{r-2} \frac{K-r+2(j+1)}{2(K-1)} \\
&= \sum_{j=0}^{\frac{r}{2}-2} \frac{K+r-2j-2}{2(K-1)} + \frac{K+r-2\left(\frac{r}{2}-1\right)-2}{2(K-1)} + \sum_{j=\frac{r}{2}}^{r-2} \frac{K-r+2(j+1)}{2(K-1)} \\
&\stackrel{(a)}{=} \sum_{j=0}^{\frac{r}{2}-2} \frac{K+r-2j-2}{2(K-1)} + \frac{K}{2(K-1)} + \sum_{j'=0}^{\frac{r}{2}-2} \frac{K-r+2(r-2-j'+1)}{2(K-1)} \\
&= 2 \cdot \sum_{j=0}^{\frac{r}{2}-2} \frac{K+r-2j-2}{2(K-1)} + \frac{K}{2(K-1)} \\
&= \left( \frac{2}{2(K-1)} \right) \left( \left( \frac{r}{2} - 1 \right) (K+r-2) - \left( \frac{r}{2} - 2 \right) \left( \frac{r}{2} - 1 \right) \right) + \frac{K}{2(K-1)} \\
&= \left( \frac{1}{2(K-1)} \right) (r-2) \left( K + \frac{r}{2} \right) + \frac{K}{2(K-1)},
\end{aligned}$$

where (a) is obtained by changing the variable  $j' = (r-2) - j$ .

The total communication load is therefore  $L_{\text{rem}}(r) = \frac{K-r}{(K-1)} + \min(L_1(r), L_2(r))$ .

#### F. Advantage over the uncoded scheme

In this subsection, we bound the advantage of the rebalancing schemes presented in this work, over the uncoded scheme, in which the nodes simply exchange all the data which was available at the removed node via uncoded transmissions. We know that the load of the uncoded scheme must thus be  $r$ . Consider the ratio of the communication load of Scheme 1 to that of the uncoded scheme. We then have the following sequence of equations.

$$\begin{aligned}
\frac{\frac{K-r}{K-1} + L_1(r)}{L_u(r)} &= \frac{1}{r} \left( \frac{K-r}{K-1} + \frac{(K-r)(2r-1)}{K-1} \right) \\
&= \frac{K-r}{r(K-1)} (1 + 2r - 1) \\
&= \frac{2(K-r)}{K-1} = 2 \left( \frac{(K-1) - (r-1)}{K-1} \right)
\end{aligned}$$

$$= 2 \left( 1 - \frac{r-1}{K-1} \right).$$

Now we do the same for Scheme 2.

$$\begin{aligned} \frac{\frac{K-r}{K-1} + L_2(r)}{L_u(r)} &= \frac{1}{r} \left( \frac{K-r}{K-1} + \frac{r-1}{2(K-1)} \left( K + \frac{r-1}{2} \right) \right) \\ &= \frac{1}{2r(K-1)} \left( 2K - 2r + rK - K + \frac{(r-1)^2}{2} \right) \\ &= \frac{1}{2r(K-1)} \left( K(r+1) + \frac{(r-1)^2 - 4r}{2} \right) \\ &< \frac{1}{2r(K-1)} \left( K(r+1) + \frac{r^2 - 4r}{2} \right) \\ &\leq \frac{(K-1+1)(r+1)}{2r(K-1)} + \frac{r-4}{4(K-1)} \\ &\leq \frac{1}{2} + \frac{r+K}{2r(K-1)} + \frac{r-4}{4(K-1)} \\ &\leq \frac{1}{2} + \frac{1}{2(K-1)} \left( \frac{K-r}{r} + \frac{r}{2} \right) < \frac{1}{2} + \frac{1}{2r} + \frac{r}{4(K-1)}, \end{aligned}$$

where the last inequality follows by using the fact that  $K-r \leq K-1$ . Observe that  $\frac{1}{2} + \frac{1}{2r} + \frac{r}{4(K-1)} < 1$ , as  $r \geq 3$  and  $K-1 \geq r$ . As the choice of the scheme selected for transmissions is based on the minimum load of Scheme 1 and Scheme 2, we have the result in the theorem. This completes the proof of the node-removal part of Theorem 1.

#### IV. REBALANCING SCHEME FOR SINGLE NODE ADDITION IN CYCLIC DATABASES

We consider the case of a  $r$ -balanced cyclic database system when a new node is added. Let this new empty node be indexed by  $K+1$ . For this imbalance situation, we present a rebalancing algorithm (Algorithm 6) in which nodes split the existing data segments and broadcast appropriate subsegments, so that the target database which is a  $r$ -balanced cyclic database on  $K+1$  nodes, can be achieved. Each subsegment's size is assumed to be an integral multiple of  $\frac{1}{K+1}$ . This is without loss of generality, by the condition on the size  $T$  of each segment as in Theorem 1. Since node  $K+1$  starts empty, there are no coding opportunities; hence, the rebalancing scheme uses only uncoded transmissions. We show that this rebalancing scheme achieves a normalized communication load of  $\frac{r}{K+1}$ , which is known to be optimal from the results of [1]. This proves the node-addition part of Theorem 1.

---

**Algorithm 6** Rebalancing Scheme for Single Node Addition
 

---

```

1: procedure DELIVERY SCHEME
2:   for each  $i \in [K]$  do
3:     Split  $W_i$  into two subsegments, labelled  $\tilde{W}_i$  of size  $\frac{K}{K+1}$  and  $W_i^{\{K+1\} \cup [\min(r-1, i-1)]}$  of size  $\frac{1}{K+1}$ .
4:     Node  $i$  broadcasts  $W_i^{\{K+1\} \cup [\min(r-1, i-1)]}$ .
5:   end for
6:   Each node in  $\{(K+1) \boxplus_{K+1} \langle r \rangle\}$  initializes the segment  $\tilde{W}_{K+1}$  as an empty vector.
7:   for each  $i \in [K]$  do
8:     Each node in  $\{(K+1) \boxplus_{K+1} \langle r \rangle\}$  performs the concatenation  $\tilde{W}_{K+1} = \tilde{W}_{K+1} | W_i^{\{K+1\} \cup [\min(r-1, i-1)]}$ .
9:   end for
10:  for each  $i = (K-r+2)$  to  $K$  do
11:    Node  $i$  transmits  $\tilde{W}_i$  to node  $K+1$ .
12:  end for
13:  for each  $i = 1$  to  $r-1$  do
14:    Node  $i$  discards  $\tilde{W}_{K-r+1+i}$ .
15:  end for
16: end procedure

```

---

**Note:** Once the target segments  $\tilde{W}_1, \dots, \tilde{W}_{K+1}$  are recovered at the required nodes, any extra bits present at the node are discarded.

#### A. Correctness

We verify the correctness of the rebalancing algorithm, i.e., we check that the target  $r$ -balanced cyclic database on  $K+1$  nodes is achieved post-rebalancing. To achieve the target database, each target segment  $\tilde{W}_i$ , for  $i \in [K+1]$ , must be of size  $\frac{K}{K+1}$  and stored exactly in  $i \boxplus_{K+1} \langle r \rangle$ . Consider the segments  $\tilde{W}_i$  for each  $i \in [K-r+1]$ . Since, these were a part of  $W_i$ , they are already present exactly at nodes  $\{i \boxplus_{K+1} \langle r \rangle\}$ .

Now, consider the segments  $\tilde{W}_i : i \in \{(K-r+1) \boxplus_K \langle r \rangle\}$ . We recall  $S_i$  as the set of nodes where  $W_i$  is present in the initial database. Let  $\tilde{S}_i$  be the set of nodes where it must be present in the final database. Now, the nodes where  $\tilde{W}_i$  is not present and must be delivered to are given by  $\tilde{S}_i \setminus S_i = \{K+1\}$ . This is performed in lines 10-12 of Algorithm 6. Also, the nodes where  $W_i$  is present but  $\tilde{W}_i$  must not be present are given by  $S_i \setminus \tilde{S}_i = \{i - K + r - 1\}$ . This node discards  $\tilde{W}_i$  in lines 13-15 of Algorithm 6. Finally,  $\tilde{W}_{K+1}$  must be present in nodes  $\{(K+1) \boxplus_{K+1} \langle r \rangle\}$ . This can be obtained by the those nodes from the broadcasts made in line 4 in Algorithm 6 and the concatenation performed in lines 7-9.

Finally, It is easy to calculate that each target segment  $\tilde{W}_i : i \in [K+1]$  is of size  $\frac{K}{K+1}$ . Thus, the final database satisfies the cyclic storage condition.



### B. Communication Load

For broadcasting each  $W_i^{\{K+1\} \cup [\min(r-1, i-1)]}$  of size  $\frac{1}{K+1}$ ,  $\forall i \in [K]$ , the communication load incurred is  $K \cdot \frac{1}{K+1} = \frac{K}{K+1}$ . Now, to transmit  $\tilde{W}_{K-r+2} \dots \tilde{W}_K$  to node  $K+1$ , the communication load incurred is  $(r-1) \cdot \frac{K}{K+1}$ . Hence, the total communication load is  $L_{\text{add}}(r) = \frac{rK}{K+1}$ .

## V. DISCUSSION

We have presented a XOR-based coded rebalancing scheme for the case of node removal and node addition in cyclic databases. Our scheme only requires the file size to be only cubic in the number of nodes in the system. For the node removal case, we present a coded rebalancing algorithm that chooses between the better of two coded transmission schemes in order to reduce the communication load incurred in rebalancing. We showed that the communication load of this rebalancing algorithm is always smaller than that of the uncoded scheme. For the node addition case, we present a simple uncoded scheme which achieves the optimal load.

We give a few comments regarding other future directions. Constructing good converse arguments in the cyclic database setting for the minimum communication load required for rebalancing from node-removal seems to be a challenging problem, due to the freedom involved in choosing the target database, the necessity of the target database to be balanced, and also because of the low file size requirement. Fig. 2 shows a numerical comparison of the loads of our schemes with the converse from [1]. However, the conditions of having a constrained file size or balanced target database are not used to show this converse, thus this bound is possibly quite loose for our cyclic placement setting. It would be certainly worthwhile to construct a tight converse for our specific setting.

As we do not have a tight converse, it is also quite possible that rebalancing schemes for node removal exist with lower communication load for the cyclic placement setting. Designing such schemes would be an interesting future direction.

## ACKNOWLEDGEMENTS

The first two authors would like to acknowledge Shubhransh Singhvi for fruitful discussions on the problem.

## REFERENCES

- [1] P. Krishnan, V. Lalitha, and L. Natarajan, "Coded data rebalancing: Fundamental limits and constructions," in *2020 IEEE International Symposium on Information Theory (ISIT)*. IEEE, 2020, pp. 640–645.
- [2] "Data rebalancing in apache ignite (apache ignite documentation)," (Last accessed in 2019). [Online]. Available: <https://apacheignite.readme.io/docs/rebalancing>
- [3] "Data rebalancing in apache hadoop (apache hadoop documentation)," (Last accessed in 2019). [Online]. Available: <http://hadoop.apache.org/docs/current/hadoop-project-dist/hadoop-hdfs/HdfsUserGuide.html#Balancer>
- [4] "No shard left behind: dynamic work rebalancing in google cloud dataflow," (Last accessed in 2019). [Online]. Available: <https://cloud.google.com/blog/products/gcp/no-shard-left-behind-dynamic-work-rebalancing-in-google-cloud-dataflow>
- [5] "Rebalancing in ceph (ceph architecture)," (Last accessed in 2019). [Online]. Available: <http://docs.ceph.com/docs/mimic/architecture/#rebalancing>
- [6] M. A. Maddah-Ali and U. Niesen, "Fundamental limits of caching," *IEEE Transactions on information theory*, vol. 60, no. 5, pp. 2856–2867, 2014.

- [7] K. S. Sree and P. Krishnan, "Coded data rebalancing for decentralized distributed databases," in *2020 IEEE Information Theory Workshop (ITW)*. IEEE, 2021, pp. 1–5.
- [8] K. Renuga, S. Tan, Y. Zhu, T. Low, and Y. Wang, "Balanced and efficient data placement and replication strategy for distributed backup storage systems," in *2009 International Conference on Computational Science and Engineering*, vol. 1, 2009, pp. 87–94.
- [9] R. Marcelin-Jimenez, S. Rajsbaum, and B. Stevens, "Cyclic storage for fault-tolerant distributed executions," *IEEE Transactions on Parallel and Distributed Systems*, vol. 17, no. 9, pp. 1028–1036, 2006.
- [10] N. Woolsey, R.-R. Chen, and M. Ji, "Uncoded placement with linear sub-messages for private information retrieval from storage constrained databases," *IEEE Transactions on Communications*, vol. 68, no. 10, pp. 6039–6053, 2020.
- [11] M. Ji, X. Zhang, and K. Wan, "A new design framework for heterogeneous uncoded storage elastic computing," *CoRR*, vol. abs/2107.09657, 2021. [Online]. Available: <https://arxiv.org/abs/2107.09657>
- [12] Q. Yan, M. Cheng, X. Tang, and Q. Chen, "On the placement delivery array design for centralized coded caching scheme," *IEEE Transactions on Information Theory*, vol. 63, no. 9, pp. 5821–5833, 2017.

## APPENDIX A

### PROOF OF CLAIM 1

First, we can assume  $K \geq 4$  without loss of generality, as our replication factor  $r$  lies between  $\{3, \dots, K-1\}$ . Consider the expressions in Theorem 1 for  $L_1(r)$  and  $L_2(r)$  as continuous functions of  $r$ . Also, consider  $L_{2,o}(r) = \frac{K-r}{(K-1)} + \frac{r-1}{2(K-1)} \left(K + \frac{r-1}{2}\right)$  be the continuous function of  $r$  which matches with  $\frac{K-r}{K-1} + L_2(r)$  in Theorem 1 for odd values of  $r \in \{3, \dots, K-1\}$ . Similarly, let  $L_{2,e}(r) = \frac{K-r}{(K-1)} + \frac{r-2}{2(K-1)} \left(K + \frac{r}{2}\right) + \frac{K}{2(K-1)}$  be the continuous function of  $r$  which matches with  $\frac{K-r}{K-1} + L_2(r)$  in Theorem 1 for even values of  $r \in \{3, \dots, K-1\}$ .

Let  $r_o$  be a real number in the interval  $[3 : K-1]$  such that  $L_{2,o}(r_o) = L_1(r_o)$ . Similarly, let  $r_e$  be a real number  $r$  in the interval  $[3 : K-1]$  such that  $L_{2,e}(r_e) = L_1(r_e)$ .

With these quantities set up, the proof then proceeds according to the following steps.

- 1) Firstly, we show that  $L_{2,o}(r) > L_{2,e}(r)$  for  $K \geq 4$ .
- 2) We then find the values of  $r_o$  and  $r_e$ , which turn out to be unique. We also show that  $r_e > r_o$  and that  $\lceil r_e \rceil = \lceil \frac{2K+2}{3} \rceil = \lfloor r_o \rfloor + 1$ .
- 3) Then, we shall show that for any integer  $r > r_e$ , we have  $L_1(r) < L_{2,e}(r)$ . Further, we will also show that for any integer  $r < r_o$ , we have  $L_{2,o}(r) < L_1(r)$ .

It then follows from the above steps that the threshold value is precisely  $r_{th} = \lceil r_e \rceil = \lceil \frac{2K+2}{3} \rceil$ . We now show the above steps one by one.

1) *Proof of  $L_{2,o}(r) > L_{2,e}(r)$  for  $K \geq 4$ :* We have that

$$\begin{aligned}
 L_{2,o}(r) - L_{2,e}(r) &= \frac{r-1}{2(K-1)} \left(K + \frac{r-1}{2}\right) - \frac{r-2}{2(K-1)} \left(K + \frac{r}{2}\right) - \frac{K}{2(K-1)} \\
 &= \frac{(r-1)(2K+r-1) - (r-2)(2K+r) - 2K}{4(K-1)} \\
 &= \frac{2rK - 2K + r^2 - 2r + 1 - 2rK + 4K - r^2 + 2r - 2K}{4(K-1)} \\
 &= \frac{1}{4(K-1)} > 0,
 \end{aligned}$$

which holds as  $K \geq 4$ . Hence,  $L_{2,o}(r) > L_{2,e}(r)$  for  $K \geq 4$ .

2) Finding  $r_o$  and  $r_e$  and their relationship: Calculating  $L_{2,o}(r) - L_1(r)$ , we get the following

$$\begin{aligned} L_{2,o}(r) - L_1(r) &= \frac{r-1}{2(K-1)} \left( K + \frac{r-1}{2} \right) - \frac{(K-r)(2r-1)}{(K-1)} \\ &= \frac{(r-1)(2K+r-1) - 4(K-r)(2r-1)}{4(K-1)} \\ &= \frac{9r^2 - 6r(K+1) + 2K+1}{4(K-1)}. \end{aligned}$$

Solving for  $r$  from  $L_{2,o}(r) - L_1(r) = 0$  with the condition that  $r \geq 3$ , we get

$$r = \frac{2K+1}{3}.$$

It is easy to see that  $\frac{2K+1}{3} > 2$  for  $K \geq 4$ . Also, we can check that  $\frac{2K+1}{3} < (K-1)$ , when  $K \geq 4$ . Thus, we have that  $r_o = \frac{2K+1}{3}$ . By similar calculations for  $L_{2,e}(r) - L_1(r)$ , we see that  $r_e = \frac{K+1+\sqrt{K^2+1}}{3}$ . Further, we observe that  $r_e - r_o = \frac{\sqrt{K^2+1}-K}{3}$ , for  $K \geq 4$ . Hence,  $r_e > r_o$  for  $K \geq 4$ . Also observe that  $\lceil r_e \rceil \leq \lceil \frac{2K+2}{3} \rceil = \lfloor \frac{2K+1}{3} \rfloor + 1 = \lfloor r_o \rfloor + 1$ , where the first equality holds as  $K \geq 4$ . Now, as  $r_e > r_o$  we have that  $\lceil r_e \rceil > \lfloor r_o \rfloor$ . Thus, we see that  $\lceil r_e \rceil = \lceil \frac{2K+2}{3} \rceil = \lfloor r_o \rfloor + 1$ .

*Proof of 3):* We now prove that for any integer  $r$  if  $r > r_e$ , then  $L_1(r) < L_{2,e}(r)$ . Let  $r = r_e + a$ , for some real number  $a > 0$  such that  $r_e + a$  is an integer. We know that  $L_1(r_e) = L_{2,e}(r_e)$ . Consider the following sequence of equations.

$$\begin{aligned} L_1(r) &= L_1(r_e + a) \\ &= \frac{K - (r_e + a)}{(K-1)} + \frac{(K - (r_e + a))(2(r_e + a) - 1)}{(K-1)} \\ &= \frac{K - r_e}{K-1} - \frac{a}{K-1} + \frac{(K - r_e - a)(2r_e - 1 + 2a)}{K-1} \\ &= \frac{K - r_e}{K-1} + \frac{(K - r_e)(2r_e - 1)}{K-1} + \frac{-a - a(2r_e - 1 + 2a) + 2a(K - r_e)}{K-1} \\ &= L_1(r_e) + \frac{2aK - 2a^2 - 4ar_e}{K-1} \\ &= L_{2,e}(r_e) + \frac{2aK - 2a^2 - 4ar_e}{K-1}. \end{aligned}$$

Similarly, consider the following.

$$\begin{aligned} L_{2,e}(r) &= L_{2,e}(r_e + a) \\ &= \frac{K - (r_e + a)}{(K-1)} + \frac{(r_e + a) - 2}{2(K-1)} \left( K + \frac{r_e + a}{2} \right) \\ &= \frac{K - r_e}{(K-1)} - \frac{a}{K-1} + \frac{(r_e - 2) + a}{2(K-1)} \left( K + \frac{(r_e + a)}{2} \right) \\ &= \frac{K - r_e}{(K-1)} + \frac{(r_e - 2)(K + \frac{r_e}{2})}{2(K-1)} + \frac{-6a + a^2 + 2aK + 2ar_e}{4(K-1)} \\ &= L_{2,e}(r_e) + \frac{-6a + a^2 + 2aK + 2ar_e}{4(K-1)}. \end{aligned}$$

$$\text{Now, } L_{2,e}(r) - L_1(r) = \frac{18ar_e - 6aK + 9a^2 - 6a}{4(K-1)}$$

$$\begin{aligned}
&= \frac{a(18r_e - 6K + 9a - 6)}{4(K-1)} \\
&\stackrel{(a)}{>} \frac{a(6\sqrt{K^2+1} + 9a)}{4(K-1)} \\
&\stackrel{(b)}{>} 0,
\end{aligned}$$

where (a) holds on substituting  $r_e = \frac{K+1+\sqrt{K^2+1}}{3}$ , (b) holds as  $K, a > 0$ . Therefore, when  $r > r_e$ ,  $L_1(r) < L_{2,e}(r)$ .

We now prove that for any integer  $r$  if  $r < r_o$ , then  $L_{2,o}(r) < L_1(r)$ . Let  $r = r_o - a$ , for some real number  $a < r_o$  such that  $r_o - a$  is an integer. We know that  $L_1(r_o) = L_{2,o}(r_o)$ . Consider the following sequence of equations.

$$\begin{aligned}
L_1(r) &= L_1(r_o - a) \\
&= \frac{K - (r_o - a)}{(K-1)} + \frac{(K - (r_o - a))(2(r_o - a) - 1)}{(K-1)} \\
&= \frac{K - r_o}{K-1} + \frac{a}{K-1} + \frac{(K - r_o + a)(2r_o - 1 - 2a)}{K-1} \\
&= \frac{K - r_o}{K-1} + \frac{(K - r_o)(2r_o - 1)}{K-1} + \frac{a + a(2r_o - 1 - 2a) - 2a(K - r_o)}{K-1} \\
&= L_1(r_o) + \frac{4ar_o - 2aK - 2a^2}{K-1} \\
&= L_{2,o}(r_o) + \frac{4ar_o - 2aK - 2a^2}{K-1}.
\end{aligned}$$

Similarly, consider the following.

$$\begin{aligned}
L_{2,o}(r) &= L_{2,o}(r_o - a) \\
&= \frac{K - (r_o - a)}{(K-1)} + \frac{(r_o - a) - 1}{2(K-1)} \left( K + \frac{(r_o - a) - 1}{2} \right) \\
&= \frac{K - r_o}{(K-1)} + \frac{a}{K-1} + \frac{(r_o - 1) - a}{2(K-1)} \left( K + \frac{(r_o - 1) - a}{2} \right) \\
&= \frac{K - r_o}{(K-1)} + \frac{(r_o - 1) \left( K + \frac{(r_o - 1)}{2} \right)}{2(K-1)} + \frac{6a - 2ar_o + a^2 - 2aK}{4(K-1)} \\
&= L_{2,o}(r_o) + \frac{6a - 2ar_o + a^2 - 2aK}{4(K-1)}.
\end{aligned}$$

$$\begin{aligned}
\text{Now, } L_1(r) - L_{2,o}(r) &= \frac{18ar_o - 6aK - 9a^2 - 6a}{4(K-1)} \\
&= \frac{a(18r_o - 6K - 9a - 6)}{4(K-1)} \\
&= \frac{3a(3r_o - 3a + 3r_o - 2K - 2)}{4(K-1)} \\
&\stackrel{(a)}{\geq} \frac{3a(3 + 3r_o - 2K - 2)}{4(K-1)} \\
&\geq \frac{3a(3r_o - 2K + 1)}{4(K-1)} \\
&\stackrel{(b)}{\geq} \frac{3a(1+1)}{4(K-1)}
\end{aligned}$$

$$> 0,$$

where (a) holds because  $r_o - a \geq 1$  and (b) holds on substituting  $r_o = \frac{2K+1}{3}$ . Therefore, when  $r < r_o$ ,  $L_{2,o}(r) < L_1(r)$ . The proof is now complete.