

Comparison of PAM-6 Modulations for Short-Reach Fiber-Optic Links with Intensity Modulation and Direct Detection

Tobias Prinz^{(1),†}, Thomas Wiegart⁽¹⁾, Daniel Plabst⁽¹⁾, Talha Rahman⁽²⁾, Md Sabbir-Bin Hossain⁽²⁾,
Nebojša Stojanović⁽²⁾, Stefano Calabrò⁽²⁾, Norbert Hanik⁽¹⁾, Gerhard Kramer⁽¹⁾

⁽¹⁾ Institute for Communications Engineering, Technical University of Munich, 80333, Munich, Germany

⁽²⁾ Huawei Technologies Duesseldorf GmbH, Munich Research Center, 80992, Munich, Germany

[†]Email: tobias.prinz@tum.de

Abstract PAM-6 transmission is considered for short-reach fiber-optic links with intensity modulation and direct detection. Experiments show that probabilistically-shaped PAM-6 and a framed-cross QAM-32 constellation outperform conventional cross QAM-32 under a peak power constraint.

Introduction

Short-reach fiber-optic transceivers often use intensity modulation (IM) with direct detection (DD)^[1]. The connecting links are usually operated without optical amplifiers, resulting in peak power constrained systems^[2]. For these systems, it was shown in^[3] that pulse-amplitude modulation with six levels (PAM-6) outperforms PAM-4 and PAM-8 at rates around 2 bits per channel use (bpcu).

Cross-shaped QAM-32 (C-QAM-32) constellations (cf. Fig. 1a) can be used to generate PAM-6 symbols^{[4],[5]}. Using C-QAM-32 with a peak power constraint is sub-optimal under additive white Gaussian noise (AWGN)^[3]. Other options for generating PAM-6 are a framed-cross QAM-32 (FC-QAM-32) constellation^[3] (cf. Fig. 1b) and PAM-6 (QAM-36) generated with probabilistic amplitude shaping (PAS)^[6] (cf. Fig. 1c).

In^[3] it was shown that FC-QAM-32 and PAM-6 via PAS gain 0.4 dB SNR over C-QAM-32 under symbol-metric decoding and 0.8 dB SNR under bit-metric decoding, when transmitting at a rate of 2 bpcu over an AWGN channel.

In this paper, we conduct experiments at a symbol rate of 60 GBaud over 1 km of standard single-mode fiber (SSMF) and optical back-to-back (B2B) experiments at a symbol rate of 95.6 GBaud. We show that the gains from^[3] also apply to practical scenarios. The measured rate gains are not quite as large as for the AWGN case^[3] but they nevertheless motivate using FC-QAM-32 rather than C-QAM-32.

PAM-6 Transmission

One cannot map bits directly to symbols from an input alphabet with cardinality six, since six is not an integer power of two. In the following, we present two ways to generate a sequence from a 6-ary input alphabet. We define the input al-

phabet as $\mathcal{X} = \{0, 1, 2, 3, 4, 5\}$.

PAM-6 via QAM-32

Consider two-dimensional QAM-32 constellations for which 5 bits are directly mapped to a symbol. The “real” and “imaginary” parts of the symbols can be transmitted consecutively as PAM-6 symbols. C-QAM-32 is proposed for PAM-6 transmission in^{[4],[5]}, but^[3] showed that C-QAM-32 is sub-optimal under peak power constrained AWGN channels. Furthermore, there exists no Gray labeling for C-QAM-32, which results in a performance loss under bit-metric decoding.

The proposed FC-QAM-32 constellation^[3] is shown in Fig. 1b with according Gray labeling. By using the corner levels of the constellation, FC-QAM-32 does not increase the peak power, but provides a larger average Euclidean distance of the symbols at the receiver. This significantly increases the performance in AWGN channels. The maximum achievable information rate of both QAM-32 schemes is $\log_2(32)/2 = 2.5$ bpcu.

PAM-6 via Distribution Matcher

Probabilistic amplitude shaping (PAS)^[6] for PAM-6 with a distribution matcher (DM) is studied in^[3]. The same idea can be used to construct flexible QAM constellations^[7] or to label QAM-32 with 6 bits^[8]. The scheme is denoted as DM-PAM-6 and operates as follows.

Consider a source that outputs $k + \gamma n$ uniformly distributed data bits

$$\mathbf{d} = (d_1^k, d_{k+1}^{k+\gamma n}) \quad (1)$$

consisting of a length k sequence d_1^k , and a length γn sequence $d_{k+1}^{k+\gamma n}$, where n is the number of PAM-6 symbols in a forward error correction (FEC) frame. A DM maps the source se-

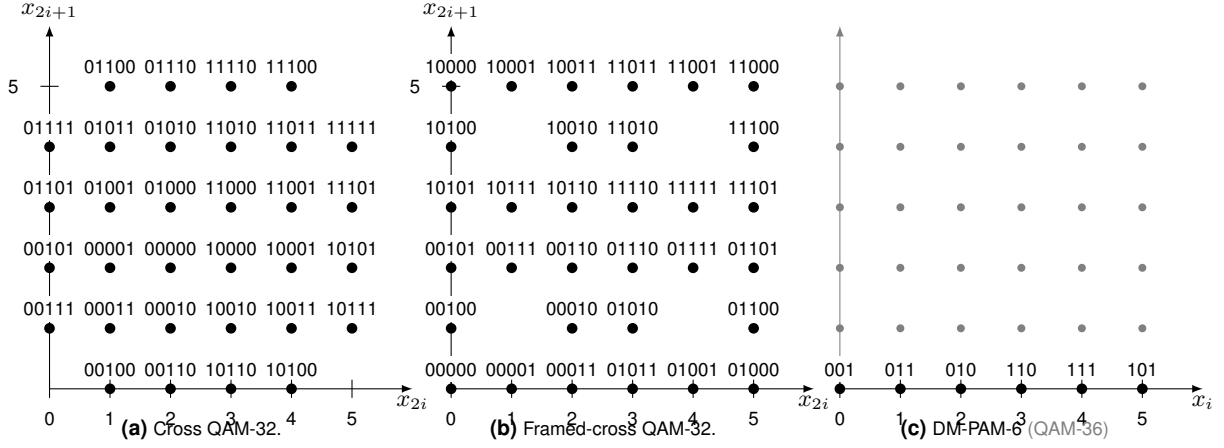


Fig. 1: Three constellations that allow transmission of PAM-6 alphabets with time index $i \in \mathbb{N}$.

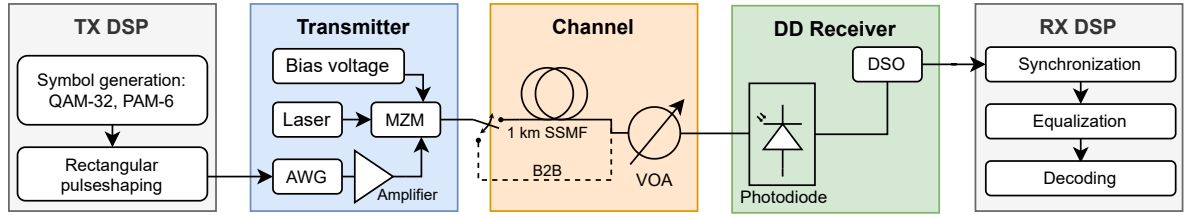


Fig. 2: Experimental setup.

quence d_1^k to the sequence a_1^n , where $\forall i, a_i \in \mathcal{A}$ and ternary alphabet $\mathcal{A} = \{0, 1, 2\}$. We choose a uniform distribution for the distribution matcher, i.e., $P_A(a) = 1/3$ for all $a \in \mathcal{A}$. The elements in \mathcal{A} are labeled as bit-pairs from the set $\{01, 11, 10\}$ which correspond to the second and third bit in the labeling in Fig. 1c. Labeling every symbol of the sequence $a_1^n = (a_1, \dots, a_n)$ results in a length $2n$ bit sequence $\mathbf{b} = (b_1, \dots, b_n)$, where b_i is the length two bit label of the symbol a_i . We concatenate \mathbf{b} with the second part $d_{k+1}^{k+\gamma n}$ of the source bits and obtain $\mathbf{u} = (\mathbf{b}, d_{k+1}^{k+\gamma n})$ of length $(2 + \gamma)n$ bits. We feed \mathbf{u} into a systematic FEC encoder that generates $(1 - \gamma)n$ parity bits \mathbf{p} . The code rate of the FEC code is

$$R_{\text{FEC}} = \frac{(2 + \gamma)n}{3n} = \frac{2 + \gamma}{3}. \quad (2)$$

We assume that the parity bits in \mathbf{p} are uniformly distributed^[6]. We concatenate the $(1 - \gamma)n$ parity bits \mathbf{p} with the source sequence $d_{k+1}^{k+\gamma n}$ and obtain the length n sequence $\mathbf{s} = (s_1, \dots, s_n)$ with uniformly distributed entries. The bit entries $s_i \in \mathbf{s}$ are used as the first bit (MSB) in the labeling in Fig. 1c. Finally, we concatenate the s_i with the label b_i to obtain the complete 3-bit label of the i^{th} transmit symbol and map the label to the corresponding symbol from the input alphabet \mathcal{X} .

Similar to the QAM-32 schemes, the presented DM-PAM-6 scheme can also be inter-

preted as QAM-36 in two-dimensions as illustrated in Fig. 1c. Note that DM-PAM-6 also permits non-uniform input distributions (see^[3]) which allows further optimizations.

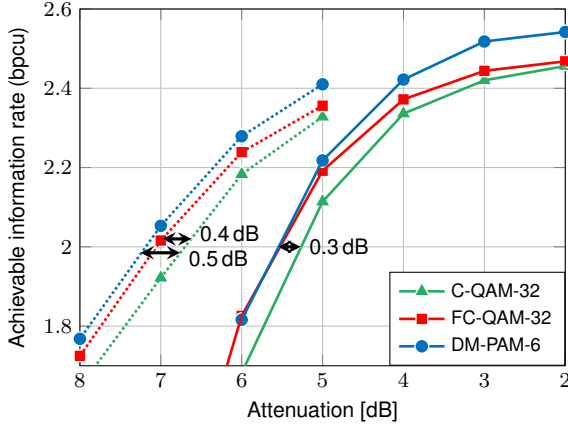
The transmission rate of DM-PAM-6 is

$$R = \frac{k}{n} + \gamma \text{ bpcu}. \quad (3)$$

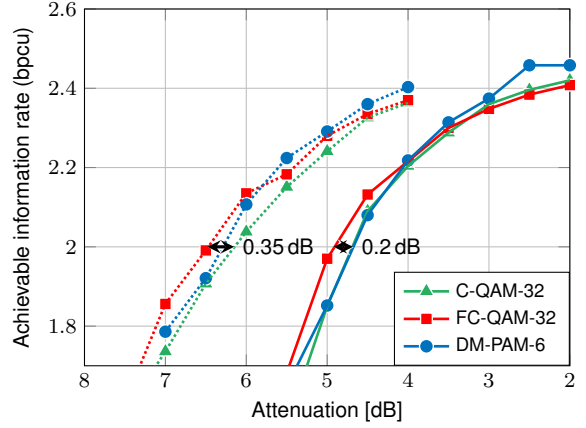
For large block lengths n and a suitable DM, the rate k/n approaches the entropy $\mathbb{H}(P_A)$ of the density P_A . For uniform P_A , $\mathbb{H}(P_A) \approx 1.585$ bits. The DM-PAM-6 rate R in (3) ranges from $R \approx 1.585$ bpcu to $R = \mathbb{H}(P_A) + 1 \approx 2.585$ bpcu for $\gamma = 0$ and $\gamma = 1$, respectively. For finite block lengths n , R decreases due to the rate loss of the DM.

Experimental Setup

The experimental setup is depicted in Fig. 2. The transmitter generates constellation symbols and performs rectangular pulse shaping. The arbitrary waveform generator (AWG) operates at sampling rates 95.6 GSamples/s and 120 GSamples/s. The first sampling rate was used for 95.6 GBaud transmission with 1 sample per symbol (SPS) and the latter for 60 GBaud transmission with 2 SPS. The AWG signal is electrically amplified and drives a Mach-Zehnder modulator (MZM) that modulates a 1550 nm external cavity laser. The MZM is operated at the quadrature point. We consider either transmission over 1 km of SSMF or an op-



(a) Symbol rate: 60 GBaud, 1 km.



(b) Symbol rate: 95.6 GBaud, optical B2B.

Fig. 3: Achievable rates of the three schemes using BCH (solid lines) and LDPC codes (dotted lines) with length $n = 1000$ real-valued channel uses evaluated at an FER of 10^{-3} .

tical back-to-back (B2B) configuration. Both setups are connected to a variable optical attenuator (VOA).

After the VOA, a photodiode converts the optical intensity to an electrical current that is sampled by a digital storage oscilloscope (DSO) operating at 256 GSamples/s and the samples are stored for offline processing. We perform synchronization and resample to 2 SPS before equalization with a Volterra equalizer, using 41 first-order, 7 second-order and 5 third-order taps. The equalizer is trained based on an MSE objective. The equalized sequence is downsampled to the symbol rate to retrieve the symbols. For the setup with and without fiber, measurements are taken for different attenuation factors of the VOA. For 95.6 GBaud symbol rate transmission, we use an additional 3-tap noise whitening filter^[9] and compute the symbol-wise a posteriori probabilities through the BCJR algorithm^[10].

Experimental Results with FEC

We compare the described methods in combination with forward error correction (FEC). We consider decoding based on hard-decisions and decoding based on soft-information. Since the transmitted sequences from the experiments are usually not codewords of a FEC code, we apply the method of channel adapters and scrambling sequences^[11].

We consider blocks of $n = 1000$ symbols. This results in a binary codelength of 2500 bits and 3000 bits for QAM-32 and DM-PAM-6, respectively. We use shortened BCH codes with a mother code length of 4095 bits for hard-decision decoding and low-density parity-check (LDPC) codes from the 5G standard for soft-decoding^[12]. The transmission rate is adjusted by chang-

ing the code dimension. For DM-PAM-6, we use a constant composition distribution matcher (CCDM)^[13].

Fig. 3 shows achievable information rates for transmissions at 60 GBaud symbol rate over 1 km SSMF, and at 95.6 GBaud symbol rate in optical B2B setup. For each attenuation factor, we adjust the transmission rate such that the frame error rate (FER) is 10^{-3} . The results show that FC-QAM-32 gains between 0.2 dB and 0.4 dB over conventional C-QAM-32 for each scenario, when operating at a rate of 2 bpcu. The largest gains are for bit-metric soft-decoding with LDPC codes. Especially the FC-QAM-32 gains are noteworthy, since implementation complexity is the same as for C-QAM-32. DM-PAM-6 gains up to 0.5 dB over conventional C-QAM-32. For 95.6 GBaud, DM-PAM-6 shows smaller gains, especially for high attenuation.

Conclusions

We compared three methods for generating PAM-6 in IM/DD link. Experiments with 1 km SSMF and optical B2B transmission show that FC-QAM-32 gains up to 0.4 dB in power over C-QAM-32. The framed-cross constellation allows Gray labeling and adds no complexity compared to C-QAM-32. PAM-6 with a DM gains up to 0.5 dB over conventional PAM-6, but suffers for high symbol rates where bandwidth limitations from AWG and photodiode increase. Moreover, the DM-PAM-6 scheme has a higher complexity due to the DM.

References

- [1] K. Zhong, X. Zhou, J. Huo, C. Yu, C. Lu, and A. P. T. Lau, "Digital signal processing for short-reach optical communications: A review of current technologies and future trends," *Journal of Lightwave Technology*, vol. 36, no. 2, pp. 377–400, 2018. DOI: 10.1109/JLT.2018.2793881.
- [2] T. Wiegart, F. Da Ros, M. P. Yankov, F. Steiner, S. Giarin, and R. D. Wesel, "Probabilistically shaped 4-PAM for short-reach IM/DD links with a peak power constraint," *Journal of Lightwave Technology*, vol. 39, no. 2, pp. 400–405, 2021. DOI: 10.1109/JLT.2020.3029371.
- [3] T. Prinz, T. Wiegart, D. Plabst, S. Calabrò, G. Böcherer, N. Stojanovic, and T. Rahman, "PAM-6 coded modulation for IM/DD channels with a peak-power constraint," in *2021 11th International Symposium on Topics in Coding (ISTC)*, 2021, pp. 1–5. DOI: 10.1109/ISTC49272.2021.9594181.
- [4] A. Ghiasi, Z. Wang, V. Telang, and B. Welch, "Investigation of PAM-4/6/8 signaling and FEC for 100 Gb/s serial transmission," *IEEE P802.3bm*, vol. 40, 2012. [Online]. Available: https://www.ieee802.org/3/bm/public/nov12/ghiasi_01a_1112_optx.pdf.
- [5] L. Chorchos, "PAM-6 generation using 32-QAM constellation," in *Metro and Data Center Optical Networks and Short-Reach Links II*, International Society for Optics and Photonics, vol. 10946, SPIE, 2019, pp. 140–149. DOI: 10.1117/12.2509732.
- [6] G. Böcherer, F. Steiner, and P. Schulte, "Bandwidth efficient and rate-matched low-density parity-check coded modulation," *IEEE Transactions on communications*, vol. 63, no. 12, pp. 4651–4665, 2015. DOI: 10.1109/TCOMM.2015.2494016.
- [7] F. Buchali, W. Idler, R. Dischler, T. Eriksson, and L. Schmalen, "Spectrally efficient probabilistically shaped square 64qam to 256 qam," in *2017 European Conference on Optical Communication (ECOC)*, IEEE, 2017, pp. 1–3. DOI: 10.1109/ECOC.2017.8346145.
- [8] G. Böcherer, "Labeling non-square QAM constellations for one-dimensional bit-metric decoding," *IEEE Communications Letters*, vol. 18, no. 9, pp. 1515–1518, 2014. DOI: 10.1109/LCOMM.2014.2337318.
- [9] T. Wettlin, S. Calabrò, T. Rahman, J. Wei, N. Stojanovic, and S. Pachnicke, "DSP for high-speed short-reach IM/DD systems using PAM," *Journal of Lightwave Technology*, vol. 38, no. 24, pp. 6771–6778, 2020. DOI: 10.1109/JLT.2020.3020649.
- [10] L. Bahl, J. Cocke, F. Jelinek, and J. Raviv, "Optimal decoding of linear codes for minimizing symbol error rate (corresp.)," *IEEE Transactions on Information Theory*, vol. 20, no. 2, pp. 284–287, 1974. DOI: 10.1109/TIT.1974.1055186.
- [11] G. Böcherer, P. Schulte, and F. Steiner, "Probabilistic shaping and forward error correction for fiber-optic communication systems," *Journal of Lightwave Technology*, vol. 37, no. 2, pp. 230–244, 2019. DOI: 10.1109/JLT.2019.2895770.
- [12] "3GPP TS 38.212 V15.0.0: Multiplexing and channel coding," Dec. 2017.
- [13] P. Schulte and G. Böcherer, "Constant composition distribution matching," *IEEE Transactions on Information Theory*, vol. 62, no. 1, pp. 430–434, 2015. DOI: 10.1109/TIT.2015.2499181.