

Image2Gif: Generating Continuous Realistic Animations with Warping NODEs

Jurijs Nazarovs
University of Wisconsin - Madison
nazarovs@wisc.edu

Zhichun Huang
Carnegie Mellon University
zhichunh@cs.cmu.edu

https://github.com/JurijsNazarovs/warping_node

Abstract

Generating smooth animations from a limited number of sequential observations has a number of applications in vision. For example, it can be used to increase number of frames per second, or generating a new trajectory only based on first and last frames, e.g. a motion of face emotions. Despite the discrete observed data (frames), the problem of generating a new trajectory is a continuous problem. In addition, to be perceptually realistic, the domain of an image should not alter drastically through the trajectory of changes. In this paper, we propose a new framework, Warping Neural ODE, for generating a smooth animation (video frame interpolation) in a continuous manner, given two (“farther apart”) frames, denoting the start and the end of the animation. The key feature of our framework is utilizing the continuous spatial transformation of the image based on the vector field, derived from a system of differential equations. This allows us to achieve the smoothness and the realism of an animation with infinitely small time steps between the frames. We show the application of our work in generating an animation given two frames, in different training settings, including Generative Adversarial Network (GAN) and with L_2 loss.

1. Introduction

Conventional video imaging sensors can only capture a moving scene with limited frame rates, a constraint that hinders it from vividly recording the highly dynamic and volatile physical world. Video Frame Interpolation (VFI) is a technique that address this issue by generating high-frame-rate videos using the rich visual information retrieved from low-frame-rate sources. The task is to synthesize the unavailable intermediate states in-between two or more consecutive video frames that together form a geometrically and temporally coherent sequence. VFI has wide applications in the industry, e.g., generating slow-mo videos [9], efficient use of communication bandwidth, and potentially

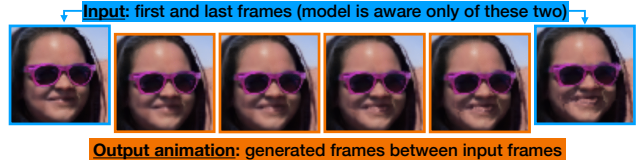


Figure 1. Our model is aware of only the first and last images (“blue” frames). No ground truth is available, the remaining images are model predictions. Note that for visualization purposes we only show a few points along the animation trajectory: a ‘gif’ is on the website.

reducing the memory cost for storing large videos.

A challenging setting in VFI is to create a short animation based on two frames that could in principle be conceptually farther apart. This makes it harder to interpolate compare to a typical ‘increase FPS’ task with very similar nearby frames. Consider an example in Figure 1, where we may be given two images of a person: non-smiling and smiling (first and last blue frames). Generating the full path of smiling emotion, orange frames, creates an “alive” effect from a no-smile to smile (similar to live-photos). The challenge lies in the sizable difference between the no-smile and smile frames.

Contributions. In this work, we propose a new method for VFI, Warping Neural ODE, to generate an animation based entirely on the two input images (or video frames), thus assuming no additional information is available, e.g. from an event camera [12]. Our method models the transformation between frames with a sequence of diffeomorphisms according to a system of differential equations [3]. This allows smooth forward and backward warping among the generated frames, thus implicitly enforcing the spatial and temporal cohesiveness. Compared to existing approaches based on deep generative networks [10], our method does not suffer from hallucination (i.e. falsely producing non-existent visual elements) and is able to interpolate between frames at arbitrary temporal resolutions (infinitely small time steps between frames) due to properties afforded directly due to the use of diffeomorphisms.




Figure 2. Given a vector field Φ_t we can warp image x_{t-1} to x_t in a natural for an eye way, without making drastic changes between frames.

2. Method

To generate an animation, we need a collection of images $\mathbf{x} = \{x_0, \dots, x_t, \dots, x_1\}$, where we define x_0 as a first frame, x_1 as a last frame, and x_t as a frame at any time step $t \in (0, 1)$. Given a fixed amount of time for which the animation is played, the ‘smoothness’ of the animation \mathbf{x} is defined by the size $|\mathbf{x}|$. To increase the smoothness of an animation and make it perceptually natural, there are two desired requirements: *First*, we need to be able to generate x_t at any time step $t \in (0, 1)$ with an infinitely small difference between steps $\Delta t_i = t_{i+1} - t_i$, i.e., $\Delta t_i \rightarrow 0$. *Second*, the changes between frames x_{t_i} and $x_{t_{i+1}}$ should be carried in a minimal way, and ideally without introducing new information with respect to colors contained in the image, see Figure 2.

We start the motivation for this work with the second requirement, namely, colors, which have not previously been seen in the image at time step $t - 1$, should not appear at t . This makes the animation look natural. For this reason, we seek to find a spatial diffeomorphism warping Φ_t , to transform an image x_{t-1} to x_t . The notion of diffeomorphism is important since it guarantees the invertibility of the transformations, which conserves topological features [15]. For us, it means avoiding bringing/loosing color information during warping. Next, given a warping Φ_t , we should be able to define a warped image at any time step t . Then the technical question is, how can we define Φ_t to be a diffeomorphism warping at any time step $t \in (0, 1)$, such that $\Delta t_i \rightarrow 0$? The rest of the section is motivated by our recent work [13].

2.1. Learning diffeomorphism warping

In general, a warping is considered to be a spatial transformation defined on the domain of the images. In other words, when we apply a warping Φ on an image x , we actually transform the coordinate system S of an image $x(S)$ [8]. There are different ways to transform a coordinate system. For example, it can be carried out either through the definition of: (a) rotation matrix or (b) vector field, which applies to a pixel domain S . A vector field warping is considered to be more flexible, since it allows each pixel of S to move in an independent direction. For this reasons, we define warping Φ as a vector field, more on this in Remark 1.

A specific class of diffeomorphism spatial operations, which define a subgroup structure in the underlying Lie

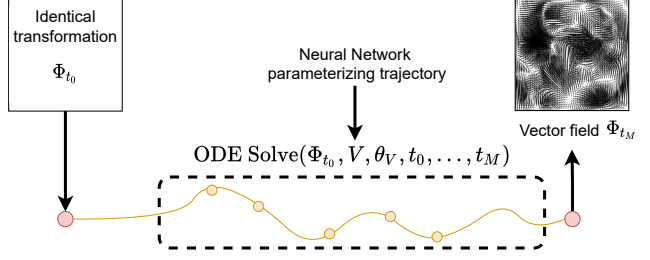


Figure 3. Warping Neural ODE models diffeomorphism Φ as a solution of ODE (1), where RHS is modelled by NN. Resulted transformation Φ_{t_M} is applied to the coordinate system of the image to generate warped domain.

group [7], can be parameterized by an ordinary differential equation (ODE) [2, 15]:

$$\frac{d\Phi_t}{dt} = V(\Phi_t), \quad (1)$$

where Φ_t is the diffeomorphism at time t , and V the stationary velocity vector field. *Forward warping*: by starting from the initial point (identity transformation) Φ_0 , we are able to integrate (1) in time ($t : 0 \rightarrow 1$) to obtain Φ_1 , such that $x_1(S) = x_0(\Phi_1(S))$ and of course, generate $x_t = x_0(\Phi_t(S))$. While the diffeomorphism warping was necessary for us to make an animation looks more natural, by avoiding introducing/losing colors between frames, another benefit is an ability to define a reverse animation, which can be useful in application setup, if only the final frame x_1 is available. *Backward warping*: in general with learning warping transformations, integrating backward in time ($t : 1 \rightarrow 0$) does not result in a reverse warping [2]. However, since (1) corresponds to a Lie group, it provides a definition of the exponential operators, the proper way to define backward warping Φ_{-1} is by integrating (1) over time ($t : 0 \rightarrow -1$). To account for the richness of transformations, we parameterize the velocity V as a network, which leads to **Warping Neural ODE**, Fig. 3.

2.2. Mechanisms for generating an animation

Without loss of generality, consider that for generating the animation, we only observe two time steps of the whole animation ‘trajectory’: the beginning x_0 and the end x_1 , and our goal is to generate x_t for $t \in (0, 1)$. Since Φ_t is defined as a solution of ODE in equation (1), during training, the loss contains only information about x_0 , Φ_1 and x_1 . Namely, given the warping Φ_1 , we need to make sure that $x_0(\Phi_1(s))$ is ‘equal’ to x_1 . Depending on the available data, we can achieve it in different ways. For example, if data contains paired images, that is x_0 and x_1 are first and last frames of the same object (e.g. same smiling person), then the L_2 loss can be used for training to require that $x_0(\Phi_1(s)) = x_1$. In contrast, if we do not have access to paired images of the animation, e.g. x_0 is non-smiling person A and x_1 is a smiling person B , then there are different divergences, which can be used for training to achieve

that $x_0(\Phi_1(s)) \sim x_1$, e.g. Jensen-Shannon [4], KL [6], or simply minimize the Wasserstein (EM) distance [16] between distribution of warped images $x_0(\Phi_1(s))$ and x_1 (our choice):

$$W(\mathbb{P}_r, \mathbb{P}_g) = \inf_{\gamma \in \Pi(\mathbb{P}_r, \mathbb{P}_g)} \mathbb{E}_{(x,y) \sim \gamma} [\|x - y\|], \quad (2)$$

where $\Pi(\mathbb{P}_r, \mathbb{P}_g)$ denotes the set of all joint distributions $\gamma(x, y)$ whose marginals are respectively \mathbb{P}_r and \mathbb{P}_g . To achieve this, we minimize the efficient approximation of the Wasserstein distance similar to [1, 5]. However, in contrast to GAN, in our setup the generator (Neural ODE component) does not generate images based on random samples, but is only used to create a warping Φ with no randomness.

2.3. Final loss and Method summary

Algorithm 1 Learning diffeomorphism $\Phi : x_0 \rightarrow x_1$

Input: Initial frame x_0 and final frame x_1

Output: Warping $\Phi_t \Rightarrow$ animation $\mathbf{x} = \{x_t\}_{t \in [0,1]}$

Require: parameterized by Neural Networks: V in (1). In GAN setup critic D with n_D number of critic updates

```

1: while  $V$  has not converged do
2:   Set  $\Phi_0$  as identical transformation (vector field).
3:   Using Neural ODE( $V, \Phi_0$ ) find a solution  $\Phi_1$ .
4:   Given  $\Phi_1$ , warp  $x_0$  to  $\hat{x}_1$ 
5:   If paired images are available, compute  $L_2(\hat{x}_1, x_1)$ ; Else Run
       MinWasDist( $\hat{x}_1, x_1$ ) to minimize the Wasserstein distance
6: end while
7: procedure MINWASDIST( $\hat{x}_1, x_1$ )
8:   for  $i = 0, \dots, n_D$  do
9:     update  $D$  by minimizing Critic's loss:
        $-D(\hat{x}_1) + D(x_1) + \lambda \text{GP}(D)$ 
        $\triangleright$  GP is gradient penalty for Critic D [5]
10:   end for
11:   update  $V$  by minimizing ODE loss:
        $-D(\hat{x}_1) + \text{JD} + \text{OG}$ 
        $\triangleright$  JD, OG defined in Remark 2
12: end procedure
```

Remark 1. As discussed earlier, to model warping Φ_t we follow a common technique [2, 8]. The main idea is to model warping as target coordinates, from which we sample (or move to). That is, for input image with dimension $h \times w$, Φ_t is of dimension $h \times w \times 2$, where 2 appears because the dimension of image is 2. Since we model warping Φ_t as NODE, the modelled derivative $V(\Phi_t)$ has to be of the same size $h \times w \times 2$. Since it is important to generate different warpings according to the input x , we model $V(\Phi_t)$ conditioning on image x , as $V(\Phi_t, x)$. We accomplish this using U-Net, demonstrated in Figure 4 (a) with number of layers/channels depending on a problem. For the case where paired images are unavailable, we use the following discriminator to minimize Wasserstein distance, presented in Figure 4 (b).

Remark 2. While theoretically, it is guaranteed that there is a unique solution to the system (1) given Φ_0 , see [14]

(pp. 8), to accelerate convergence, we add additional constraints (penalties) to the ODE loss in Algorithm 1, JD and OG respectively. Namely, we require (a) the Jacobian Determinant of each Φ_t to be non-negative [11], to avoid collapsing several pixels into one, and (b) prevent generating warping Φ_t , with vectors going outside the grid (image frame).

$$\text{JD} = \sum_t \sum_s \left(|JD(\Phi_t(s))| - JD(\Phi_t(s)) \right)$$

$$\text{OG} = \sum_t \sum_s \left((\text{grid}(s) + \Phi_t - x_{\text{size}}) + (\text{grid}(s) + \Phi_t) \right)$$

We note that OG computation is related to our implementation of warping, common in vision [2, 8]. We model Φ_t as a vector field, and consider the ‘grid’ as a mesh coordinate system from 0 to size of image x_{size} . Then, pixels in ‘grid(s)’ will be sampled from (or move to) location $\text{grid}(s) + \Phi_t$. The OG term prevents learning vector fields Φ_t , which map outside the grid.

3. Experiments

We seek to demonstrate the ability of our model to generate an animation, given two conceptually far apart frames.

3.1. Proof of concept

We start the experimental section by introducing Warping Neural ODE as a generative model in a GAN setup. We train our model to warp samples from a distribution in the shape of handwritten digits ‘3’ to digits ‘4’. Note that there is no paired data in the sense, none of the ‘4’ corresponds to any specific ‘3’. Since we can evaluate the solution of ODE in (1) at arbitrary times t , in Fig. 5, we visualize the evolution of Φ_t . For the visualisation purpose we show warped frames only for limited time steps, but we provide a corresponding ‘.gif’ file with a smooth animation on the website. It is evident from the ‘conceptual’ experiment that our model can indeed learn a smooth and complicated diffeomorphism given only two frames, initial and final states. However, while the underlying spatial transformation from digits ‘3’ to ‘4’ is complex, the constant background colors makes it easier to find a real diffeomorphism. Which is changed in the second set of experiments.

3.2. Facial expressions

Here we evaluate the ability of our model to create an animation of facial expression. Namely, we demonstrate our results on generating the animation, which correspond to emotion ‘smile’. As we mentioned earlier, Warping NODE can be applied in different setups: (a) when paired images exist, that is, we have 2 frames of the same person, non-smiling and smiling, and thus, L_2 reconstruction loss can be applied; (b) when paired images do not exist, that is, we

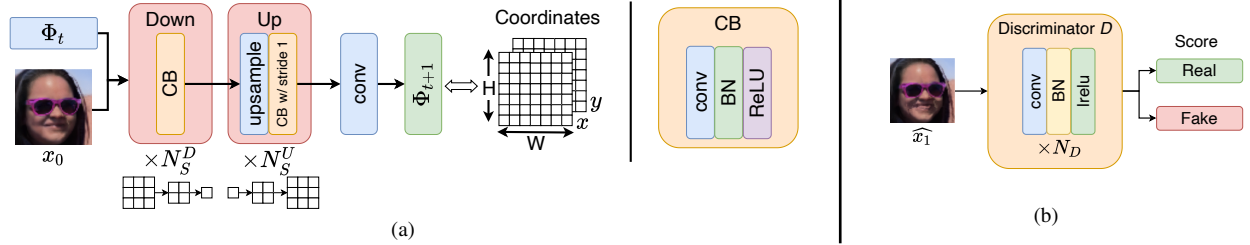


Figure 4. (a): Warping Neural ODE part, which is used to generate the warping Φ_{t+1} at time point $t + 1$. (b): Discriminator D , main goal of which is to differentiate between warped image \hat{x}_1 and observed image x_1 . It is used in case when we do not have paired images to generate animation. N stands for number of convolution blocks.

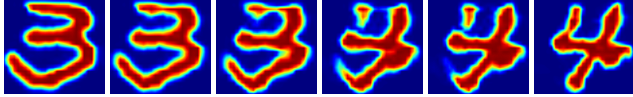


Figure 5. Continuous warping of ‘3’ to ‘4’ using our Warping NODE in GAN setup, when the available data x_0 and x_1 is unpaired.

have a set of non-smiling faces and smiling-faces, and notion of divergence, similar to GAN have to be used. We run experiments in both setups, where Figure 6 demonstrates results for L_2 training and Figure 7 in a GAN setup. Note that for both experiments, only 2 frames were available for training, namely beginning of the emotion (no smile) and emotion itself (smile), which corresponds to first and last columns in Figures 6 and 7.



Figure 6. Interpolated frames using L_2 loss as paired images are given.

While images generated in GAN setup do not demonstrate the same level of quality as in L_2 loss, this is expected since no paired images were given to generate warping.

3.3. Limitations of the method

Note that to achieve natural animation, our model is based on two important concepts, changes in the images are created by a (a) spatial diffeomorphism transformations, that is during the animation all frames contain the same amount of information with respect to the domain (colors), and (b) the continuity of this transformation. While there is



Figure 7. Interpolated frames using GAN setup as paired images are not available.

no problem with continuity (b), the spatial transformation might not be the best fit in every case. For example, if a person turns a head on 180 degrees, then this corresponds to a completely new view of a person. That can be challenging to model with just spatial transformations, since we cannot completely disregard color information.

4. Conclusions

This paper provides a new framework, Warping Neural ODE, to generate a smooth animation/VFI between two conceptually far apart frames. Experimentally we demonstrated the ability of our model to generate a smooth animation of facial expression, like smile. In addition, we show that our framework can be used in both setups, where paired images are available (i.e. the L_2 loss can be exploited) and no paired images are available (GAN setup).

We believe that the ability to generate a smooth animation on limited amount of temporal data (namely two time points) can be beneficial to a vision community, including business application in entertainment sphere, by generating new temporal data sets, increasing rate of FPS and other.

Societal impacts. We believe that our paper provides an overall beneficial impact on vision community and cannot see an application of it in the harmful way.

References

- [1] Martin Arjovsky, Soumith Chintala, and Léon Bottou. Wasserstein generative adversarial networks. In *International conference on machine learning*, pages 214–223. PMLR, 2017. 3
- [2] John Ashburner. A fast diffeomorphic image registration algorithm. *Neuroimage*, 38(1):95–113, 2007. 2, 3
- [3] Ricky TQ Chen, Yulia Rubanova, Jesse Bettencourt, and David K Duvenaud. Neural ordinary differential equations. *Advances in neural information processing systems*, 31, 2018. 1
- [4] Bent Fuglede and Flemming Topsøe. Jensen-shannon divergence and hilbert space embedding. In *International Symposium on Information Theory, 2004. ISIT 2004. Proceedings.*, page 31. IEEE, 2004. 3
- [5] Ishaan Gulrajani, Faruk Ahmed, Martin Arjovsky, Vincent Dumoulin, and Aaron Courville. Improved training of wasserstein gans. *arXiv preprint arXiv:1704.00028*, 2017. 3
- [6] John R Hershey and Peder A Olsen. Approximating the kullback leibler divergence between gaussian mixture models. In *2007 IEEE International Conference on Acoustics, Speech and Signal Processing-ICASSP’07*, volume 4, pages IV–317. IEEE, 2007. 3
- [7] Arieh Iserles, Hans Z Munthe-Kaas, Syvert P Nørsett, and Antonella Zanna. Lie-group methods. *Acta numerica*, 9:215–365, 2000. 2
- [8] Max Jaderberg, Karen Simonyan, Andrew Zisserman, et al. Spatial transformer networks. *Advances in neural information processing systems*, 28:2017–2025, 2015. 2, 3
- [9] Huaizu Jiang, Deqing Sun, Varun Jampani, Ming-Hsuan Yang, Erik Learned-Miller, and Jan Kautz. Super slomo: High quality estimation of multiple intermediate frames for video interpolation. In *Proceedings of the IEEE conference on computer vision and pattern recognition*, pages 9000–9008, 2018. 1
- [10] Tero Karras, Samuli Laine, and Timo Aila. A style-based generator architecture for generative adversarial networks. In *Proceedings of the IEEE/CVF conference on computer vision and pattern recognition*, pages 4401–4410, 2019. 1
- [11] Dongyang Kuang. Cycle-consistent training for reducing negative jacobian determinant in deep registration networks. In *International Workshop on Simulation and Synthesis in Medical Imaging*, pages 120–129. Springer, 2019. 3
- [12] Elias Mueggler, Henri Rebecq, Guillermo Gallego, Tobi Delbrück, and Davide Scaramuzza. The event-camera dataset and simulator: Event-based data for pose estimation, visual odometry, and slam. *The International Journal of Robotics Research*, 36(2):142–149, 2017. 1
- [13] Jurijs Nazarovs, Zhichun Huang, Songwong Tasneeyapant, Rudrasis Chakraborty, and Vikas Singh. Understanding uncertainty maps in vision with statistical testing. In *Proceedings of the IEEE/CVF Conference on Computer Vision and Pattern Recognition*, 2022. 2
- [14] Carl Öhrnell. Lie groups and pde, 2020. 3
- [15] François Rousseau, Lucas Drumetz, and Ronan Fablet. Residual networks as flows of diffeomorphisms. *Journal of Mathematical Imaging and Vision*, 62(3):365–375, 2020. 2
- [16] Ludger Rüschendorf. The wasserstein distance and approximation theorems. *Probability Theory and Related Fields*, 70(1):117–129, 1985. 3