

Transferable Cross-Chain Options

Daniel Engel

Computer Science Dept., Brown University
Providence, RI, USA

Yingjie Xue

Computer Science Dept., Brown University
Providence, RI, USA

ABSTRACT

An *option* is a financial agreement between two parties to trade two assets. One party is given the right, but not the obligation, to complete the swap before a specified termination time. In today’s financial markets, an option is considered an asset which can itself be transferred: while an option is active, one party can sell its rights (or obligations) to another.

Today’s blockchains support simple options in the form of cross-chain atomic swap protocols where one party has the choice whether to complete the swap. The options implemented by these cross-chain protocols, are not, however, transferable.

This paper proposes novel distributed protocols for *transferable cross-chain options*, where both option owners and providers can sell their positions to third parties. The protocol ensures that none of the parties can be cheated, that no unauthorized party can interfere, and that the transfer succeeds if the buyer and seller faithfully follow the protocol.

1 INTRODUCTION

An *option* is a financial agreement between two parties, say, Alice and Bob. Alice owns some units of “florin” cryptocurrency, while Bob owns some units of “guilder” cryptocurrency. Alice and Bob agree that Alice will purchase from Bob the right, but not the obligation, to buy 100 guilders from him in return for 100 florins from her, at any time before, say, next Tuesday. If the value of guilders relative to florins goes up before Tuesday, Alice will exercise her option by executing the trade, and otherwise she will keep her florins and walk away. Alice pays Bob a fee, called a premium, to compensate him for his inconvenience and risk.

In the world of *decentralized finance* (Defi), florins and guilders are managed on distinct blockchains, Alice and Bob are autonomous agents, and they do not trust each other. Moreover, they have no recourse to third-party arbiters or to courts of law. Several non-trivial distributed protocols have been proposed to execute cross-chain swaps and options [7, 11–14, 16, 21–23]. Simplifying somewhat, these protocols guarantee that if Alice and Bob are both honest, then the deal unfolds as planned, but if either party cheats, the honest party ends up in what it considers a satisfactory position.

The contribution of this paper is to take the notion of a cross-chain option to the next level: while Alice’s unexercised option has value, she should be able to sell it to a third party, Carol. In conventional finance, such a transfer is simple: Bob grants Alice an options contract, Alice signs over that contract to Carol, and all agreements are enforced by civil law. In the lawless world of decentralized finance, by contrast, transferable options require a carefully-crafted distributed protocol.

We propose novel cross-chain protocols, to support transferable cross-chain options. Additionally, we prove the security properties

of our proposed protocols, and detailed pseudocode for the protocols is provided. Informally, our proposed protocols can address option transfer in the following scenarios:

- (1) Alice (the option owner, i.e. the one who has a right to buy an asset) transfers her position to another party (Carol).
- (2) Bob (the option provider, i.e. the one who provides the owner the right) transfers his position to another party (David).
- (3) Alice and Bob concurrently transfer their positions to Carol and David, respectively.

Take the option position transfer between Alice and Carol for example. The proposed transfer protocol ensures that if Alice and Carol are honest, then Alice relinquishes her rights, Carol assumes Alice’s rights, and Bob cannot veto the transfer. If Carol cheats, then Alice’s rights remain with Alice.

We view the proposed distributed protocols as a first step toward a more ambitious goal. One can imagine more complex cross-chain deals where parties acquire various rights and obligations (options, futures, derivatives, and so on). It should be possible for a party who holds unrealized rights or obligations to sell those rights or obligations to another party, atomically transferring its position without being hindered by any third party. Here, we show how to make certain transferable cross-chain option deals, but someday we hope to do the same for arbitrary cross-chain deals.

This paper is organized as follows. Our model is given in Section 2. We provide an overview of our proposed transferable two-party swap protocols in Section 3 and detailed protocols are described in Section 4. We prove security properties of our proposed protocols in Section 5. In Section 6, we describe related work. Finally, we conclude in Section 7.

2 MODEL

For our purposes, a *blockchain* is a tamper-proof distributed ledger (or database) that tracks ownership of *assets* by *parties*. An asset can be a cryptocurrency, a token, an electronic deed to property, and so on. A party can be a person, an organization, or even a contract (see below). There are multiple blockchains managing different kinds of assets. We focus here on applications where mutually-untrusting parties trade assets across multiple blockchains. Because we treat blockchains simply as ledgers, our results do not depend on specific blockchain technology (such as proof-of-stake vs proof-of-work). We assume only that ledgers are highly available, tamper-proof, and capable of running smart contracts.

A *smart contract* (or “contract”) is a blockchain-resident program initialized and called by the parties. A party can create a contract on a blockchain, or call a function exported by an existing contract. Contract code and state are public, so a party calling a contract function knows what code will be executed. Contract code is deterministic because contract execution is replicated, and all executions must agree.

A contract can read or write ledger entries on the blockchain where it resides, but it cannot actively access data from the outside world, including calling contracts on other blockchains. Although there are protocols that allow blockchains to communicate (cross-chain proofs), they have weaknesses that make them difficult to use in practice: for example, incompatibility problems, lack of decentralization, and non-deterministic guarantees of message delivery [20]. Therefore, we assume different blockchains do not communicate.

A contract on blockchain A can learn of a change to a blockchain B only if some party explicitly informs A of B 's change, along with some kind of “proof” that the information about B 's state is correct. Contract code is passive, public, deterministic, and trusted, while parties are active, autonomous, and potentially dishonest.

At any given time each party has a given financial *position*. This is characterized by their current and future financial obligations/allowances. Financial positions are managed by rules on contracts that can reside across multiple distinct blockchains.

Our execution model is *synchronous*: there is a known upper bound Δ on the propagation time for one party's change to the blockchain state, plus the time to be noticed by the other parties. Specifically, blockchains generate new blocks at a steady rate, and valid transactions sent to the blockchain will be included in a block and visible to participants within a known, bounded time Δ .

As noted, we assume blockchains are always available, tamper-proof, and that they correctly execute their contracts. Although parties may display Byzantine behavior, contracts can limit their behavior by rejecting unexpected contract calls.

We make standard cryptographic assumptions. Each party has a public key and a private key, and any party's public key is known to all. Messages are signed so they cannot be forged, and they include single-use labels (“nonces”) so they cannot be replayed.

3 PROBLEM OVERVIEW

One way to convey the challenge presented by making options transferable is to trace the evolutionary path that leads from 20th Century distributed systems to modern decentralized finance (DeFi). Suppose, in 1999, Alice and Bob agree that she will transfer 100 dollars to him at a New York bank, and he will transfer 100 euros to her at a Paris bank. Each bank maintains its own database, which communicate over a network. The swap protocol must tolerate hardware failures: databases can crash and messages can be lost. Each bank makes a tentative transfer. In the classical *two-phase* commit protocol [2], each bank records its tentative transfers “somewhere safe” (on a magnetic disk that survives crashes) and sends to a trusted coordinator a vote whether to commit or abort. If both banks vote to commit, the transfers are installed, and if either votes to abort, or does not vote in a reasonable time, the transfers are discarded, leaving both databases unchanged.

The two-phase commit protocol established a pattern for later blockchain protocols. Today, Alice and Bob want to trade units of cryptocurrency. They agree to exchange 100 of her (electronic) florins for 100 of his (electronic) guilders. Each cryptocurrency is managed on a distinct blockchain. Alice and Bob must agree on a swap protocol that tolerates not only hardware failures, but Byzantine failures by participants: each party must protect itself if its counterparty cheats by departing from the agreed-upon protocol.

Atomic swap protocols based on *hashed timelock contracts* (HTLCs) [13, 17] mimic two-phase commit. In the HTLC protocol's first phase, each party places the assets to be transferred “somewhere safe”. In place of writing to magnetic disk, Alice transfers her florins to an *escrow* account controlled by a *smart contract*, a program that decides, based on later input, whether to *commit* by transferring Alice's florins to Bob, or to *abort* by refunding Alice her florins. Then Bob does the same. Each escrow transfer is effectively a vote to commit. When both votes are confirmed, Alice releases a secret that causes the contracts to complete the swap. Otherwise, if the escrow transfers are not confirmed in reasonable time, the contracts refund the assets to their original owners. This description elides many technical details, but the HTLC protocol's overall structure is remarkably similar to two-phase commit, despite substantial differences in their failure models.

While technically correct, HTLC swap protocols are flawed: once both assets are escrowed, Alice can take her time deciding whether to trigger the swap. Cryptocurrencies are notoriously volatile, so if the value of Bob's guilders goes up relative to Alice's florins before the timeout expires, she can choose to complete the swap at the last minute. If the value goes down, she is free to walk away without penalty. Bob may be reluctant to accept such a deal.

This protocol is unfair to Bob because only Alice has *optionality*: at the end, he cannot back out of the deal, but she can. If she does back out, he gets his guilders back, but only after a possibly long delay while the market is moving against him. Bob thus incurs the opportunity cost of not being able to use his coins while they are escrowed. By contrast, in conventional finance, this deal would be structured as an *option contract*, where Alice pays Bob a fee, called a *premium*, to compensate him if she walks away without completing the deal.

Cross-chain atomic swap options require carefully-defined distributed protocols [16, 23]. The protocol proposed by Xue and Herlihy [23] is structured like an iterated two-phase commit protocol: in the first phase the parties escrow premiums. If all goes well, in the next phase they escrow coins. If all goes well in the final phase they complete the swap. Any party who drops out of the protocol ends up paying a premium to the other, and in the end, Alice has the optionality, but Bob has been compensated for his risk.

We are now ready to address the main topic of this paper. As long as Alice has optionality, that optionality has value. Alice should be able to sell her position to a third party Carol. (Bob may also want to sell his position to a third party David). For starters, we focus on Alice's position transfer since Bob's transfer will be similar. There are many reasons Alice and Carol might agree to such a deal. Alice may want to liquidate her position because she needs cash. Perhaps Alice and Carol have different opinions on the future values of florins versus guilders, or they have different levels of risk tolerance.

A *transferable atomic swap option* (or “transferable swap”) protocol roughly must satisfy the following properties. (We define these properties more precisely in Section 5.)

- *Liveness*: If Alice and Carol both follow the protocol, then (1) Carol acquires the right to buy Bob's coins at the same price and deadline, (2) Alice loses that right, and she is paid by Carol, (3) Bob cannot veto the transfer.

- *Safety*: As long as one of Alice or Carol follows the protocol, (1) the protocol completes before the option expires, and (2) when the protocol completes, exactly one of Alice or Carol has the right to trigger the atomic swap with Bob, (3) Bob's position in the option does not change if he conforms.

Here is a high-level summary of our protocol. The contract linking Alice and Bob is a delayed swap: Alice escrows her asset, then Bob escrows his. These escrow contracts are controlled by a *hashlock* h . Until each contract's timeout expires, that contract will complete its side of the swap when Alice produces a *secret* A_1 such that $h = H(A_1)$, where $H(\cdot)$ is a predefined cryptographic hash function. Alice has optionality because she alone knows the secret.

Here is how Carol can buy Alice's position. First, there must be enough time to complete this transfer before Alice's option expires. Roughly speaking, Carol generates a secret, then Alice and Carol swap the roles of Carol's and Alice's secrets: following the transfer, Alice's secret will no longer trigger the swap with Bob, but Carol's secret will.

There are two contracts (discussed in detail below). Contract AB controls Alice's possible payment to Bob, while BA controls Bob's payment to Alice. The optionality transfer itself is structured like a cross-chain swap, exchanging roles instead of assets. In the first phase, Alice marks contracts AB and BA as *mutating*, temporarily preventing any transfer to or from Bob. This step prevents Alice or Carol from creating a chaotic situation by triggering a partial asset swap with Bob while the optionality transfer is in progress. In the second phase, Carol replaces the (hash of) Alice's secret and address in both AB and BA with the (hash of) Carol's secret and address. Just as for regular swaps, the optionality transfer protocol will time out and revert if Alice or Carol fails to take a step in time.

There is still a danger that Alice and Carol might cheat Bob by making inconsistent changes to contracts AB and BA . Because AB and BA cannot coordinate directly, the protocol has a built-in delay to give Bob an opportunity to *contest* a malformed transfer and to revert its changes. If the transfer is well-formed, Bob can expedite the protocol by actively approving of the transfer, perhaps in return for an extra premium. If Bob remains silent, the protocol will proceed after the delay expires. Bob contests the transfer by providing proof that Alice signed inconsistent changes to AB and BA .

To keep the presentation uncluttered, we omit some functionality that would be expected in a full protocol, but that is not essential for optionality transfer. For example, there would be additional steps where parties deposit premiums to compensate one another if one party leaves the other's assets temporarily trapped in escrow, where Alice pays Bob a premium to encourage prompt transfer approval, and where Alice posts a bond to be slashed if she is caught sending inconsistent information to AB and BA .

4 TWO-PARTY TRANSFERABLE SWAP

4.1 Overview

We will now describe several protocols for transferring option positions. First we will describe a protocol that allows Alice to transfer her position as the option owner in a swap with Bob, to a third-party Carol. Next, we will give a protocol that allows Bob to transfer his position as the option provider in a swap with Alice, to

a third-party David. Finally, we show that both of these protocols can be run concurrently and can also support multiple concurrent buyers. Solidity code for these contracts appears in Appendix .1.

A party that follows the protocol is *conforming*, and a party that does not is *adversarial*. A party's *principal* is the assets escrowed at a contract during the protocol execution. We use *transfer* and *replace* interchangeably. First we describe the initial setup where Alice and Bob first lock their principals using a hashlock. Throughout this paper, the party who owns the preimage to the hashlock (Alice, the initial owner of the option) is called a *leader* and the counterparty (Bob) is called a *follower*. This terminology is similar to prior two-party, HTLC-based cross-chain swap protocols [10, 17, 24].

Setup.

- (1) **Agreement.** Alice and Bob agree on a time $startLeader$ to start the protocol, usually shortly after this agreement. Alice and Bob agree on the amounts $Asset_A$, $Asset_B$ forming their principals, as well as the number of rounds dT^1 , where after $T = startLeader + dT \cdot \Delta$ when Alice's optionality on the BA contract expires. Alice generates a secret A_1 and $H(A_1)$ which is used as *swap_hashlock* to redeem both principals as in a typical two-party swap.
- (2) **Escrow.** After the agreement achieved,
 - (a) Within Δ , Alice publishes the AB contract, escrowing $Asset_A$, setting $H(A_1)$ as the *swap_hashlock* and set $T + \Delta$ as the timeout for AB contract to expire.
 - (b) Once Bob sees $Asset_A$ is escrowed with the correct timeout, before Δ elapses, Bob creates the BA contract, escrowing $Asset_B$, setting $H(A_1)$ as the *swap_hashlock* and set T as the timeout for BA contract to expire.

A swap option between Alice and Bob, where Alice has optionality, is determined by Alice and Bob's addresses, i.e. *sender* and *receiver* in contracts, the *swap_hashlock* used for redemption, and the timeout T for refunds. To make the swap option transferable to Carol, we will need to replace Alice's address with Carol's as *sender* in the AB contract and as *receiver* in the BA contract, and replace the *swap_hashlock* with a new one generated by Carol. In short, we must atomically replace the fields ($AB.sender$, $BA.receiver$, $AB.swap_hashlock$, $BA.swap_hashlock$).

The contracts export the following functions of interest.

- Asset transfer related: the receiver calls *claim()* to withdraw the asset in the contract. This function requires that the preimage of the *swap_hashlock* is sent to *claim()* before the contract expires. The sender calls *refund()* to withdraw the asset after the contract expires.
- Option transfer related: *mutateLockLeader()* temporarily freezes the assets and stores a *replace_hashlock* used to replace Alice's role (the replacement between Carol and Alice is also enforced by a hashlock mechanism) and the new *swap_hashlock* if Carol successfully replaces Alice. The call to *replace()* completes the replacement for Carol.

For example, consider the AB contract. The *mutateLockLeader()* function freezes the assets, tentatively records the new *sender* as *candidate_sender*, the new *swap_hashlock* for redemption, and records a short-term *replace_hashlock* to be used by *replace()* to

¹We inherit the requirement $dT \geq 4$ from the standard two-party swap protocol.

finalize the replacement. Later, when `replace()` is called with the secret matching the `replace_hashlock`, these tentative changes become permanent. The `replaceLeader()` function has a timeout. If that timeout expires, the internal `revertLeader()` function unfreezes the assets, discards the tentative changes, and restores the contract's previous state.

The challenge is how to ensure the transfer is atomic on both contracts. If the transfer is not atomic, Bob will be cheated if his principal can be claimed but he cannot claim Alice's principal. To protect Bob, the contract allows Bob to inspect the changes and ensure atomicity by relaying changes on one contract to another.

4.2 Transfer Leader Position

Our protocol will consist of 3 phases, each of which we describe in turn:

- (1) *Mutate Lock Phase.* Alice locks the assets on both contracts and tentatively transfers her position to Carol.
- (2) *Consistency Phase.* Bob makes sure the tentative changes on both contracts are consistent.
- (3) *Replace/Revert Phase.* Carol replaces Alice's role or she gives up and Alice gets her option back.

I: Mutate Lock Phase. Assume Alice and Carol agree on $Asset_C$ for transferring her role to Carol at time $startLeader$, which is the start time the following executions are based on². Carol has secrets C_1, C_2 and generates hashlocks $H(C_1), H(C_2)$. Let $C_{msg} = [H(C_1), H(C_2)]$ be the message Carol sends to specify that she would like to use $[replace_hashlock, swap_hashlock]$, respectively.

In this phase, Carol prepares tentative payment $Asset_C$ to Alice to replace Alice's role. Alice locks the AB and BA contracts so that the currently escrowed assets cannot be claimed from the original swap.

- (1) By $startLeader + \Delta$, Carol creates the CA contract, escrowing $Asset_C$, setting the `swap_hashlock` as $H(C_1)$ for Alice to redeem $Asset_C$, and the timeout to be $startLeader + 9\Delta$. She also sends $C_{msg} = [H(C_1), H(C_2)]$ to Alice.
- (2) If the previous step succeeds, before Δ elapses, Alice concurrently calls `mutateLockLeader()` on both AB and BA contracts, tentatively setting $[replace_hashlock = H(C_1), swap_hashlock = H(C_2)]$ to both contracts, and setting `candidate_sender = Carol.address` on AB and `candidate_receiver = Carol.address` on BA contract. If Alice is conforming, `mutateLockLeader()` should be called by $startLeader + 2\Delta$ on both AB and BA .

II: Consistency Phase. It is possible that in the worst case, in the Mutate Lock Phase, Alice could report inconsistent tentative changes to AB, BA by either mutating one contract but not the other, or by reporting different hashlocks to each contract. Because the two contracts cannot communicate, they have no way of knowing what is happening on the other contract. One such example of an attack is shown in Fig. 2.

Because of these attacks, in the *Consistency Phase*, Bob is given a period to ensure both AB and BA have the same changes. If one of the contracts is not changed, then Bob forwards the change (by

²The protocol requires that $startLeader \leq T - 9\Delta$. Otherwise, there may not be sufficient time to complete the replacement.

forwarding Alice's signature on the contract she signed) to the other contract. If both contracts are tentatively changed but the changed are different, then Bob can call `contestLeader()` to prove that Alice has lied and reported inconsistent changes signed by Alice.

- (1) If Bob sees that Alice only calls `mutateLockLeader()` on $AB(BA)$, then within Δ , Bob should call `mutateLockLeader()` on $BA(AB)$ contract and set $[replace_hashlock = H(C_1), swap_hashlock = H(C_2)]$ by forwarding Alice's signature.
- (2) If Bob sees Alice has called `mutateLockLeader()` on both AB and BA , but the changes are different, i.e. either one or more hashlocks are not the same, or the new candidate sender does not correspond to the new candidate receiver, then before a Δ elapses, Bob should call `contestLeader()` on both contracts, forwarding Alice's signature on one contract to the other. In this case, the tentative change will be reverted.
- (3) If Bob sees Alice has called `claim()` with her secret A_1 on BA to redeem $Asset_B$, and she also successfully called `mutateLockLeader()` on AB , then Bob should call `contestLeader()` on AB before a Δ elapses to revert the tentative change. Bob then calls `claim()` using A_1 on AB to redeem $Asset_A$.

Importantly, Bob is able to contest when either Alice reports inconsistent mutation signatures between contracts or if she preemptively reveals her swap secret. Bob's ability to call `contestLeader()` ensures that he's able to maintain his position in the original trade if Alice deviates from the protocol by reporting inconsistent changes.

III: Replace/Revert Phase. After the Consistency Phase has ended, in the Replace/Revert Phase, the swap either finalizes to one between Carol and Bob or reverts back to the original swap between Alice and Bob. Once Carol sees consistent changes with no successful `contestLeader()` calls by Bob, she calls `replaceLeader()` to make herself the new leader of the swap. Figure 1 shows an execution of the protocol where all parties are conforming. If Bob sees Carol only call `replaceLeader()` on one contract, he uses her revealed secret C_1 to finalize the replacement on the other contract.

- (1) When Carol sees the tentative changes are the same on both AB and BA contract, and Bob is not able to contest anymore on both contracts³, then before Δ elapses, she calls `replaceLeader()` on both contracts with her secret C_1 .
- (2) If Bob sees Carol only called `replaceLeader()` on one contract $BA(AB)$, then within Δ he calls `replaceLeader()` on $AB(BA)$.
- (3) If Carol gives up the replacement and does not call `replaceLeader()` when she can, i.e. ($now - AB(BA).mutation.start_time > 6 * \Delta$), then the tentative changes can be reverted by `revertLeader()` causing the assets to be unfrozen.
- (4) If Alice sees C_1 which is passed by `replaceLeader()`, then within Δ she calls `claim()` to claim $Asset_C$ on the CA contract.

The Replace/Revert Phase marks the point of the protocol where Alice's position is actually transferred to Carol. Before this phase,

³If Bob mutates a contract first, there is no contest window on that contract (He is implicitly approving of the tentative changes). If Alice mutates a contract first, Bob is given 2Δ to dispute that mutation.

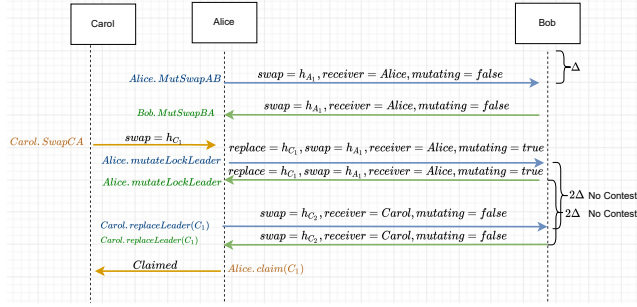


Figure 1: In the figure, $x.Function$ means party x calls $Function$ in the contract. E.g. $Alice.MutSwapAB$ means Alice creates the swap contract AB and escrows her assets. The blue arrow depicts contract AB and the green arrow depicts contract BA and the orange one depicts contract CA . The text above each arrow depicts the state of the contract. For example, $swap = h_{A_1}, receiver = Alice, mutating = false$ means $swap_hashlock = h_{A_1}$, and Alice can claim the asset in the contract if she provides preimage of h_{A_1} . $replace$ is short for $replace_hashlock$.

Alice has only set up a tentative transfer to Carol. If Carol changes her mind and gives up the replacement, the tentative swap between Carol and Bob can revert back to the original one between Alice and Bob by calling $revertLeader()$. Instead of calling $revertLeader()$ directly, Alice and Bob can alternatively call $mutateLockLeader(), refund(),$ or $claim()$ at this point in the protocol since these will all automatically call $revertLeader()$. Alice would do this if after an unsuccessful attempt to transfer her swap, she wants to attempt another transfer, reclaim her escrowed funds, or exercise the swap.

Timeouts. Timeouts are critical to guarantee the correctness of our protocol. They were omitted in the earlier protocol descriptions for simplicity. Here, we provide the timeouts we set in each step.

The BA contract expires at time T , the last time for the leader to send her secret to redeem the principal. The AB contract expires at time $T + \Delta$.

Denote the time when $mutateLockLeader()$ is called on $AB(BA)$ contract as $AB(BA).mutation.start_time$. After the mutation starts on any contract, Bob is given time 2Δ to contest Alice's mutation: $AB(BA).contest.timeout = AB(BA).mutation.start_time + 2\Delta$.

When Bob is able to contest, and Bob has not called $mutateLockLeader()$ himself, Carol cannot call $replaceLeader()$. After the contest period elapses, Carol has 2Δ to call $replaceLeader()$. Here we have $AB(BA).replace.timeout_Carol = AB(BA).mutation.start_time + 4\Delta$.

If Carol deviates and only calls $replaceLeader()$ on one contract, we allow Bob to call $replaceLeader()$ on the another contract. We give Bob 2Δ more than Carol to call $replaceLeader()$. That is, $AB(BA).replace.timeout_Bob = AB(BA).mutation.start_time + 6\Delta$.

We see that it takes 6Δ from the start of a $mutateLockLeader()$ call to finalize a replacement in the worst case. Thus, $AB(BA).mutation.start_time + 6\Delta \leq T - \Delta$, which means $AB(BA).mutation.start_time \leq T - 7\Delta$.

The last person that is able to call $mutateLockLeader()$ is Bob. He is given one more Δ than Alice on each contract to call this function in case Alice decides to just call it on one contract. The deadline for Alice to call $mutateLockLeader()$ should be $T - 7\Delta$. The deadline for Bob to call $mutateLockLeader()$ should be $T - 6\Delta$. Consider the case when Alice is adversarial by not calling $mutateLockLeader()$ on BA but does call it on AB by $T - 7\Delta$. If Bob is compliant, then he calls $mutateLockLeader()$ by $T - 6\Delta$ on the BA contract. Because we require $AB.mutation.start_time \leq T - 7\Delta$, Bob is guaranteed 6Δ to do a full replacement in the worst case. Conforming Carol's safety is also guaranteed since she can give up the replacement if she finds there is not sufficient time to call $replaceLeader()$ then $claim()$. In that case, due to the timeout of the original swap, adversarial Alice loses her opportunity to sell her position.

For CA edge, after Carol escrows $Asset_C$, in the worst case it takes 7Δ to complete the replacement, (Δ to start the mutation and 6Δ to complete the replacement). After the replacement, it takes one Δ for Alice to redeem. Thus, the timeout for CA edge is $startLeader + 9\Delta$.

The reason why we have 2Δ for Bob to contest, and 2Δ more than Carol to call $replaceLeader()$ is that the start time of mutation can be staggered by Δ on two contracts, which will be described in detail in proof.

4.2.1 An Optimization. Because of the $contestLeader()$ time window, in the worst case, Carol has to wait 2Δ after a $mutateLockLeader()$ call to decide whether to release her secret or not. We can speed up the process by adding an $approveLeader()$ method. Instead of waiting for 2Δ even though Bob does not contest at all, once Bob sees Alice has made consistent mutations on both edges, Bob can call $approveLeader()$ to approve the pending transfer. In other words, by calling $approveLeader()$, Bob gives up the right to contest meaning Carol will not have to wait out the contest window in order to call $replaceLeader()$. In that case, if Bob cooperates, the transfer would be finalized sooner. If Bob doesn't cooperate, the transfer would be finalized later but not stoppable if Alice and Carol are conforming.

This can be accomplished by adding to the $AB(BA)$ contracts an $approved$ flag indicating whether Bob has given up his ability to call $contestLeader()$.

Phases II-III are the only ones affected.

We add the following instruction to the *Consistency Phase*:

- (1) Once Bob sees Alice has called $mutateLockLeader()$ on both AB and BA with the same change, then before a Δ elapses, Bob should call $approveLeader()$ on both AB and BA .

and to the *Replace/Revert Phase*:

- (1) If Carol sees Bob approved the tentative consistent changes on both AB and BA , then before a Δ elapses, she calls $replaceLeader()$ on both AB and BA .

If in addition to conforming to the base protocol in Section 5.1, Bob also executes the approve step shown previously, then we call Bob *altruistic*. This just indicates that Bob is willing to speed up the termination of the protocol even if it doesn't necessarily change his financial position.

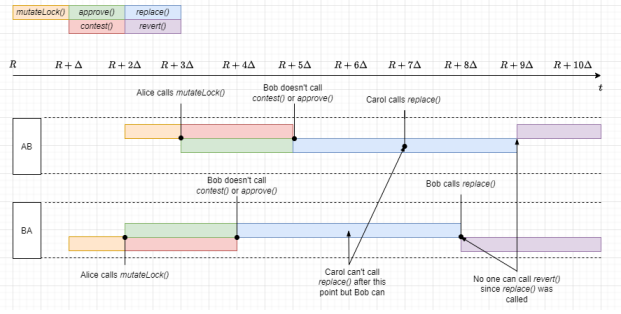


Figure 2: A protocol execution demonstrating why Bob needs two more `replaceLeader()` rounds than Carol. If not, then he lacks full Δ to call `replaceLeader()` on *BA* after Carol calls it on *AB*. Here we assume Alice has reported consistent signatures in the *Mutate Lock Phase* but has reported them a Δ apart. Colored blocks represent time periods when functions can be called. The *Leader* suffix is excluded from the function calls for simplicity.

4.3 Transfer Follower Position

We will now describe a protocol that allows Bob to transfer his position in a swap with Alice, to a third-party David. The main difference with this protocol and the previous one, is that Bob cannot limit Alice’s optionality. Namely, he cannot unilaterally lock the asset in the *BA* contract since this would limit the optionality Alice purchased. Effectively Alice must always be able to claim the funds on *BA* with her secret until the swap itself times out. This weakening of the constraint that we had in the previous protocol, allows for a much simpler protocol. It consists of 2 phases:

- (1) *Mutate Phase*
- (2) *Replace/Revert Phase*

I: Mutate Phase.

- (1) Bob and David agree on *Asset_D* at time *startFollower*, similar to the replacing leader protocol. David creates *DB* contract, escrowing *Asset_D*, setting the *swap_hashlock* as $H(D_1)$ for Bob to redeem *Asset_D* and the timeout be *startFollower* + 5Δ .
- (2) If the previous step succeeds, and Alice has not revealed A_1 before Δ elapses, Bob concurrently calls `mutateLockFollower()` on *AB* and `mutateLockFreeFollower()` on *BA* contracts, tentatively setting [*replace_hashlock* = $H(D_1)$] to both contracts, and setting *candidate_sender* = *David.address* on *BA* and *candidate_receiver* = *David.address* on *AB*. We use `mutateLockFreeFollower()` because on the *AB* contract, this mutation does not lock the asset on *AB*. This is necessary to ensure Alice does not temporarily lose her optionality.

II: Replace/Revert Lock Phase.

- (1) If David sees Bob successfully call `mutateLockFollower()`, `mutateLockFreeFollower()` on both *AB* and *BA* respectively, then within Δ he concurrently executes `replaceFollower()` with D_1 on *AB* and *BA* to replace Bob.
- (2) If Bob sees David call `replaceFollower()` on either *AB* or *BA*, within Δ he should call `claim()` on *DB* to claim *Asset_D*.

From this point on, we will use Protocol 4.2 to refer the protocol in Section 4.2, Protocol 4.2.1 to refer to the protocol 4.2.1 with extra steps from Section 4.2.1, Protocol 4.3 to refer to the protocol in Section 4.3, and Protocol 4.4 to refer to the protocol in Section 4.4.

4.4 Handling Multiple Candidates

When Alice decides to tentatively transfer her swap option to Carol, it could be the case that Carol is intending to just grief Alice. In the worst case, Alice will have her option locked for 6Δ by Carol that simply doesn’t participate in the *Replace/Revert Phase* of Protocol 4.2.

To combat this, Alice might want to initiate several concurrent transfers with multiple buyers at once.

A straightforward solution to this is, after Alice gets her position back from a failed transfer with $Carol_i$, Alice can call `mutateLockLeader()` again to indicate she wants to transfer her option to a new option buyer $Carol_{i+1}$. In the worst case, in this protocol, Alice would spend 6Δ with her option locked for each potential buyer who doesn’t comply.

One question then is, can we have Alice potentially transfer her position to multiple buyers at the same time, or with less waiting time than 6Δ in between each new buyer? Although we cannot let Alice transfer her option to multiple buyers simultaneously, we can create enough overlap between each of the potential to reduce Alice’s waiting time for each potential buyer. The protocol description below outlines how Alice is able to reduce her waiting time for each potential buyer to 4Δ rather than 6Δ .

The main idea of the protocol is to use to run a concurrent version of Protocol 4.2 for each potential buyer. Alice assigns each potential buyer a ticket (*sequence number*). A shared *counter* is synchronized between the *AB* and *BA* contracts. The shared *counter* assigns an ordering to each of the potential buyers to execute their respective versions of Protocol 4.2. In this way, it serves as a first-come first-serve mechanism for Alice to sell her swap option.

We will use $Carol_i$ to denote the buyer who is assigned the i -th sequence number by Alice. On each contract *AB* and *BA*, each potential buyer $Carol_i$, will have their own associated state structure *state_i*, similar to Protocol 4.2. This keeps track of the state relevant to the 3 different phases from Protocol 4.2.

The protocol is defined as follows:

- Initially *counter* on *AB* and *BA* contracts is initialized to 0.
- For each potential buyer, Alice assigns a unique sequence number *seq* (starting from 0 and growing by 1 for each assignment) to them, which represents that party’s position in the queue for a tentative replacement. If Alice assigns the same sequence number to different parties and sends both of them to the *AB/BA* contracts, the conflict is resolved via the *Consistency Phase* from the original Protocol 4.2. It is the same as when Alice deviates by sending inconsistent mutation transactions to both contracts, in which case Bob contests and the tentative transfer is reverted.
- Alice sends mutation transactions as in Protocol 4.2. The main difference is that the mutation transactions now include a sequence number *seq* for the candidate replacement. The `mutateLockLeader()`, `contestLeader()` functions

all take this sequence number as parameters as part of the mutation. If $counter == seq$, the transaction is accepted. Otherwise, the transaction is rejected.

If Alice is conforming, $counter$ should be synchronized on AB/BA within Δ . If a tentative transfer is in progress, a new mutation transaction with $seq == counter + 1$ will be accepted only if 4Δ has elapsed after the first mutation. A mutate transaction with $seq == counter$ can serve as mutation transaction for a contest of the current tentative transfer. After the tentative change is reverted, i.e. $revertLeader()$ is called, the $counter$ is incremented by 1. This design can be optimized by accepting the mutation transactions with larger sequence numbers and store them in a queue for future use. These can then take effect immediately after 4Δ has elapsed after the current tentative mutation happens and $revertLeader()$ has been called. The reason why 4Δ is sufficient interval between the execution of base protocols for two potential buyers is that, after 4Δ , there is only 2Δ left for the mutation to be reverted if the previous potential buyer gives up. The later arriving buyer can use this window to finish its consistency phase and after it ends, its replace phase can start without waiting.

- A mutation transaction can take effect (The corresponding candidate can call $replaceLeader()$) only after the previous mutation transaction has expired, meaning it is reverted and Alice regains the position. Then after that the new candidate can execute Protocol 4.2 to replace Alice.

The protocol for transferring the follower position to multiple candidates is similar.

5 SECURITY PROPERTIES AND PROOF

5.1 General Transfer Properties

Our leader and follower transfer protocols overlap in some properties they satisfy. We outline those properties here.

Recall that assets escrowed in the contracts are called *principal*. The principals involved in the swap option are always Alice's principal and Bob's principal. Here, the original *option provider* is Bob (follower) and the *option owner* is Alice (leader). In the leader transfer protocol and the follower transfer protocol, what is transferred is a position in the swap option. If Alice transfers her position it is to Carol, and Bob to David. We say one party owns a position in an option if they are *option owner* (Alice/Carol): one can release a secret, receiving Bob's principal by relinquishing Alice's, or let the option expire and Alice's principal is refunded to them, or *option provider* (Bob/David): one provides the option owner the right, but not obligation, for the exchange of Alice's principal with Bob's.

From now on, we call a leader/follower who wants to transfer their position as position seller, and the one who wants to replace them as position buyer.

- *Liveness*: In a transfer of positions, if all parties are conforming, then leader/follower transfers their position to a buyer and the position seller gets proper payment from the buyer.
- *Transfer independence*: A compliant position seller (leader/follower) transferring their position to another compliant position buyer, can successfully transfer their position without the cooperation of a third counterparty (follower/leader).

- *Non-blocking transfer with adversarial counterparty*: If a compliant position seller (leader/follower) is transferring their position to another compliant position buyer, a third counterparty (follower/leader) cannot interfere with the transfer.
- *Transfer atomicity*: If a compliant position seller (leader/follower) loses their position to the buyer, then they receive the expected principal from the position buyer.
- *No UNDERWATER for a conforming party (Safety)*: *UNDERWATER* means a party loses their outgoing principal without getting their incoming principal. No *UNDERWATER* guarantees a conforming party's safety since it will never end up with losing their principal without getting principals from others.

THEOREM 1. *Protocol 4.2 and 4.3 satisfy No UNDERWATER for Alice, Bob, Carol and David:*

- *If Alice is conforming, then if she loses her principal, she either gets Bob's or Carol's principal, or both.*
- *If Bob is conforming, then if he loses his principal, he gets Alice's principal or David's, or both.*
- *If Carol is conforming, then if she loses her principal, she gets Alice's principal or Bob's principal, or both.*
- *If David is conforming, then if he loses his principal, he gets Alice's principal or Bob's principal, or both.*

PROOF. See Appendix .2.2. □

5.2 Leader Transfer Properties

We first demonstrate how our leader transfer protocol satisfies the general transfer properties from 5.1.

Because the detailed proofs of the following results are long and similar to those that we will see for the follower transfer protocol 5.3, we omit them here. See the Appendix Section .2 for details.

THEOREM 2. *Protocol 4.2 satisfies liveness: If Alice, Bob, and Carol are all conforming, then Alice gets Carol's principal, Carol gets Alice's position, and Bob maintains his position.*

THEOREM 3. *Protocol 4.2 satisfies transfer independence: Alice can transfer her position to Carol without Bob's participation.*

THEOREM 4. *Protocol 4.2 satisfies non-blocking transfer: Alice can transfer her position to Carol even if Bob is adversarial.*

THEOREM 5. *Protocol 4.2 satisfies transfer atomicity: If Alice loses her position in the swap, then she can claim Carol's principal.*

In addition to the properties from Section 5.1, it is desirable for a leader transfer protocol to have one additional property.

Given two protocols P, P' that satisfy *non-blocking transfer with adversarial counterparty* (Bob), Bob is called *altruistic* in P' with respect to P if Bob conforming in P' terminates faster than Bob conforming in P in executions where all parties are conforming. Importantly, it is not necessary that Bob should be incentivized to choose to follow P' over P .

When Alice and Carol are conforming, even though adversarial Bob cannot block the transfer, Bob can delay the transfer for a few rounds. The following next property we introduce is a slightly stronger version of *non-blocking* property that is ideal for a leader transfer protocol.

- (1) *Timely transfer with altruistic Bob*: A protocol P' satisfies this property if there exists a protocol P satisfying *non-blocking transfer with adversarial counterparty (Bob)* where Bob is *altruistic* in P' with respect to P .

THEOREM 6. *Protocol 4.2.1 satisfies timely transfer with altruistic Bob.*

PROOF. Since Protocol 4.2 is *non-blocking* by Theorem 4, it is enough to show that Bob is *altruistic* in Protocol 4.2.1 with respect to Protocol 4.2. By assumption all parties are conforming. In both protocols, Carol will have created $MutSwapCA$ by $startLeader + \Delta$ and Alice will have called $mutateLockLeader()$ on AB and BA by $startLeader + 2\Delta$. In Protocol 4.2.1 Bob now calls $approveLeader()$ on $MutSwapAB$ and $MutSwapBA$ by $startLeader + 3\Delta$. Thus the Replace/Revert Phase for Protocol 4.2.1 begins because Bob skips the contest phase. In Protocol 4.2, since Alice is compliant, her signatures on $MutSwapAB$ and $MutSwapBA$ are consistent. Thus Bob won't call $contest()$ on $MutSwapAB$ or $MutSwapBA$ during this 2Δ Consistency Phase. Carol waits 2Δ after $startLeader + 2\Delta$. In this case, the Replace/Revert Phase begins at $startLeader + 4\Delta$. Thus Bob is *altruistic* in Protocol 4.2.1 with respect to Protocol 4.2. \square

5.3 Follower Transfer Properties

We now demonstrate how our follower transfer protocol also satisfies the general transfer properties from Section 5.1.

Again, the proofs are included in the Appendix Section .2.

THEOREM 7. *Protocol 4.3 satisfies liveness: If Alice, Bob, and David are all conforming, and Alice doesn't reveal A_1 , then Bob gets David's principal, David gets Bob's position, and Alice maintains her position.*

THEOREM 8. *Protocol 4.3 satisfies transfer independence: Bob can transfer his position to David without Alice's participation.*

THEOREM 9. *Protocol 4.3 satisfies non-blocking transfer: Bob can transfer his position to David even if Alice is adversarial.*

Note that Alice is not adversarial by choosing to reveal her secret A_1 since this just means she is exercising her option. This is consistent with how she should behave in the original swap protocol.

THEOREM 10. *Protocol 4.3 satisfies transfer atomicity: If Bob loses his swap position, then he can claim David's principal.*

On top of the base properties described in Section 5.1, any protocol transferring Bob's position should also be:

- (1) *Optionality preserving*: If Alice is compliant, she never loses her ability to exercise the original swap option.

Namely, it is unfair for Alice to temporarily lose her right to use her option without her consent.

THEOREM 11. *Protocol 4.3 is optionality preserving.*

PROOF. It's enough to show that Alice can always claim the principal on BA , if she reveals her secret A_1 by timeout T . The added functions from Protocol 4.3, namely $mutateLockFreeFollower()$, $replaceFollower()$, and

$revertFollower()$ only modify the state of $follower_mutation$. However, any call to $claim()$ on BA doesn't depend on the state of $follower_mutation$. Namely, any call to $claim()$ is independent of the state of the follower transfer protocol. So its enough that Alice reveal A_1 before T . \square

There is nothing preventing both Protocol 4.2 and Protocol 4.3 to be run concurrently. That is, if Alice wants to transfer her position to Carol, and Bob wants to transfer his position to David, they can both do so simultaneously. This follows immediately from the fact that the parts of the contracts managing the state for each individual protocol are entirely disjoint and cannot affect each other.

5.4 Leader Transfer (Multiple Buyers) Properties

Besides the general properties mentioned above, the protocol that handles multiple candidate buyers (Protocol 4.4) satisfies the following unique properties.

- *First-come first-serve (FCFS)*: If Alice is conforming (the buyer who tentatively pays to Alice earlier gets a smaller sequence number), then the earlier arriving buyer has priority to replace Alice's position.
- *Starvation freedom*: If Alice is conforming and a conforming buyer, say $Carol_j$, gets a sequence number j , then $Carol_j$ can replace Alice's position if she is conforming and all $Carol_i$ where $i < j$ gives up the replacement.

THEOREM 12. *If Alice is conforming, the counter on both contracts are synchronized with inconsistency for at most Δ .*

PROOF. The counter is initialized as 0 and it incremented only after $revertLeader()$ is enabled. The $revertLeader()$ is enabled only when 6Δ elapses after the start time of $mutateLockLeader()$ being called. Since the start time of $mutateLock()$ on both contracts are staggered by at most Δ , when the counter is incremented on one contract, it can be incremented on another contract within Δ . \square

THEOREM 13. *If Alice is conforming, Protocol 4.4 satisfies FCFS.*

PROOF. If Alice is conforming, she issues $mutateLockLeader()$ transactions with ascending sequence numbers to different potential buyers, in an arrive-earlier-smaller-sequence manner. For every potential buyer, a base transfer protocol (Protocol 4.2) is run as normal. Without loss of generality, at time t , suppose on AB contract the counter is i and on BA the counter is $j = i - 1$. On AB , $Carol_i$ has priority. By Theorem 12, we know the counter on BA will become i within Δ and then $Carol_i$ has priority. The reason why the counter is incremented from j to i is that $Carol_j$ gives up the replacement. Then we see on both contracts $Carol_i$ has priority. It is obvious $Carol_k$ where $k \geq i + 1$ cannot start their replacement unless $Carol_i$ gives up, i.e. the replacement phase ends and the mutation is reverted, since the counter is i now. Therefore the protocol satisfies FCFS. \square

THEOREM 14. *If Alice is conforming, Protocol 4.4 is starvation free.*

PROOF. Similar to Proof 5.4, if Alice is conforming and a buyer $Carol_j$, gets a sequence number j , then the base protocol for $Carol_j$ can start underlying others' base protocols. If all $Carol_i$ where $i < j$

gives up the replacement, then the counter is incremented to j and then $Carol_j$ can call `replaceLeader()` to replace Alice. \square

6 RELATED WORK

Cross-chain options have their origin in cross-chain atomic swap protocols. A cross-chain atomic swap enables two parties to exchange assets across different blockchains. An atomic swap is implemented via hashed timelock contracts (HTLC) [17]. There are a variety of protocols proposed [1, 8, 10, 24] and implemented [4, 6]. Herlihy *et al.* proposed protocols for atomic multi-party swaps [13] and more general atomic cross-chain deals [14].

Several researchers [11, 12, 16, 25] have noted that most two-party swap protocols effectively act as poorly-designed options [15], because one party has the power to decide whether to go through with the agreed-upon swap without compensation for its counterparty.

A number of proposals [7, 11, 12, 16, 18, 23, 25] address the problem of optionality in cross-chain atomic swaps by introducing some form of premium payment, where a party that chooses not to complete the swap pays a premium to the counterparty. Robinson [19] proposes to reduce the influence of optionality by splitting each swap into a sequence of very small swaps. Han *et al.* [11] quantified optionality unfairness in atomic swap using the Cox-Ross-Rubinstein option pricing model [5], treating the atomic swap as an American-style option. The Black-Scholes (BS) Model [3] can be used to estimate the value of European-style options.

Liu [16] proposed an alternative approach where option providers are paid up-front for providing optionality, as in the conventional options market. In this protocol, Alice explicitly purchases an option from Bob by paying him a nonrefundable premium. Tefagh *et al.* [21] proposed a similar protocol which enables Alice to deposit her principal later than Bob. None of these works have considered how to close an option owner's position by transferring that option to a third party.

There are protocols that allow blockchains to communicate (cross-chain proofs), however they either rely on external third parties [9] or their applicability requires the introduction of centralized services, modifications to existing software, and doesn't guarantee reliable message delivery [20].

7 REMARKS AND CONCLUSIONS

The transferable swap protocols presented here have certain limitations. As described earlier, the protocols require multiple time-out periods. If all parties are responsive, these timeouts should not affect the performance of normal executions, but they could lead to long worst-case executions. The protocols also include a "hard timeout" where Alice and Carol pause to give Bob a chance to object to a malformed transfer. Bob can be paid an incentive to respond quickly, but he could slow down (but not stop) the protocols execution.

The ability for Bob to be able to report inconsistent state changes between multiple blockchains is integral to the design of our protocols. Adding such functionality was not necessary in simpler cross-chain protocols like the two-party swap. In future work, we hope to better understand how the complexity of a cross-chain deal relates to the necessity of this consistency phase.

REFERENCES

- [1] AtomicDEX. November, 2019. First AtomicDEX Stress Test Successfully Completed. <https://atomicdex.io/first-atomicdex-stress-test-successfully-completed/>.
- [2] Philip A Bernstein, Vassos Hadzilacos, and Nathan Goodman. 1986. *Concurrency control and recovery in database systems*. Addison-Wesley Longman Publishing Co., Inc., Boston, MA, USA.
- [3] Fischer Black and Myron Scholes. 2019. The pricing of options and corporate liabilities. In *World Scientific Reference on Contingent Claims Analysis in Corporate Finance: Volume 1: Foundations of CCA and Equity Valuation*. World Scientific, 3–21.
- [4] Sean Bowe and Daira Hopwood. 2017. Hashed Time-Locked Contract transactions. <https://github.com/bitcoin/bips/blob/master/bip-0199.mediawiki>. As of 9 January 2018.
- [5] John C Cox, Stephen A Ross, and Mark Rubinstein. 1979. Option pricing: A simplified approach. *Journal of financial Economics* 7, 3 (1979), 229–263.
- [6] Decred. 2018. <https://github.com/decred/atomicswap>. As of 18 February 2021.
- [7] Thomas Eizinger, Lloyd Fournier, and Phillip Hoenisch. 2018. The state of atomic swaps. <http://diyhl.us/wiki/transcripts/scalingbitcoin/tokyo-2018/atomic-swaps/>.
- [8] Altcoin.io Exchange. October 2017. The First Ethereum <-Bitcoin Atomic Swap. <https://blog.altcoin.io/the-first-ethereum-bitcoin-atomic-swap-79befb8373a8>. Altcoin.io Exchange.
- [9] Christopher Goes. 2020. The interblockchain communication protocol: An overview. *arXiv preprint arXiv:2006.15918* (2020).
- [10] Trey Griffith. July, 2018. Sparkswap: Trade across blockchains without custody risk. <https://medium.com/sparkswap/sparkswap-trade-across-blockchains-without-custody-risk-a6bfe08013e8>.
- [11] Runchao Han, Haoyu Lin, and Jiangshan Yu. 2019. On the optionality and fairness of Atomic Swaps. In *Proceedings of the 1st ACM Conference on Advances in Financial Technologies*. ACM, Zurich Switzerland, 62–75. <https://doi.org/10.1145/3318041.3355460>
- [12] Ethan Heilman, Sebastien Lipmann, and Sharon Goldberg. 2019. The arwen trading protocols. <https://www.arwen.io/whitepaper.pdf>
- [13] Maurice Herlihy. 2018. Atomic cross-chain swaps. In *Proceedings of the 2018 ACM symposium on principles of distributed computing (PODC '18)*, ACM, New York, NY, USA, 245–254. <https://doi.org/10.1145/3212734.3212736> Number of pages: 10 Place: Egham, United Kingdom tex.acmid: 3212736.
- [14] Maurice Herlihy, Barbara Liskov, and Liuba Shrira. 2019. Cross-Chain Deals and Adversarial Commerce. *Proc. VLDB Endow.* 13, 2 (Oct. 2019), 100–113. <https://doi.org/10.14778/3364324.3364326>
- [15] Desmond J. Higham. 2009. *An introduction to financial option valuation: mathematics, stochastic and computation* (4. printing ed.). Cambridge Univ. Press, Cambridge.
- [16] James A. Liu. 2020. Atomic Swaptions: Cryptocurrency Derivatives. *arXiv:1807.08644 [cs, q-fin]* (March 2020). <http://arxiv.org/abs/1807.08644> arXiv: 1807.08644.
- [17] Tier Nolan. May, 2013. Alt chains and atomic transfers. <https://bitcointalk.org/index.php?topic=193281.0>. Bitcoin Forum.
- [18] Komodo Platform. July, 2019. Advanced blockchain technology, focused on freedom. <https://docs.komodoplatform.com/basic-docs/start-here/core-technology-discussions/introduction.html#note-on-changes-since-whitepaper-creation-cr-2019>.
- [19] Dan Robinson. 2019. HTLCs Considered Harmful. <http://diyhl.us/wiki/transcripts/stanford-blockchain-conference/2019/htlcs-considered-harmful/>.
- [20] Peter Robinson. 2021. Survey of crosschain communications protocols. *Computer Networks* 200 (2021), 108488.
- [21] Mojtaba Tefagh, Fateme Bagheri, Amirhossein Khajepour, and Melika Abdi. October, 2020. Capital-free Futures Arbitrage. <https://doi.org/10.13140/RG.2.2.31609.90729/1>
- [22] Jiahua Xu, Damien Akerer, and Alevtina Dubovitskaya. 2021. A Game-Theoretic Analysis of Cross-Chain Atomic Swaps with HTLCs. *arXiv:2011.11325 [cs]* (April 2021). <http://arxiv.org/abs/2011.11325> arXiv: 2011.11325.
- [23] Yingjie Xue and Maurice Herlihy. 2021. Hedging Against Sore Loser Attacks in Cross-Chain Transactions. In *ACM Symposium on Principles of Distributed Computing*.
- [24] Jake Yocom-Piatt. September, 2017. On-Chain Atomic Swaps. <https://blog.decred.org/2017/09/20/On-Chain-Atomic-Swaps/>. Decred Blog.
- [25] ZmnSCPj. 2018. An Argument For Single-Asset Lightning Network. <https://lists.linuxfoundation.org/pipermail/lightning-dev/2018-December/001752.html>. As of 10 January 2021.

APPENDIX

.1 Contracts

```

1
2 //Assume the following:
3
4 // now is the time the transaction is included in a block
5 // A clear() function on the Mutation struct that resets all
  fields to default values
6 // A hash function H
7 // || denotes concatenation of inputs to a hash function
8 // A sig (digital signature) object with the following functions
9 // valid(address) -> bool, returns true if valid signature by
  address
10 // msg() -> [hash], returns an array of hashlocks if the
  signature signed such a message, null otherwise
11
12 contract MutSwapAB{
13
14     struct FollowerMutation{
15         //Signature by follower to allow candidate to take its
  position
16         Sig voucher;
17         //Candidate party to replace follower
18         address candidate_receiver;
19         //Hashlock used to replace follower
20         uint replace_hash_lock;
21         //Time mutation begins
22         uint start_time;
23         //Flag for freezing asset when a tentative replacement is
  happening
24         bool mutating;
25         //Controls whether asset is locked or not during mutation
26         bool can_lock_asset;
27     }
28
29     struct LeaderMutation{
30         //Signature by follower to allow candidate to take its
  position
31         Sig voucher;
32         //Candidate party to replace follower
33         address candidate_sender;
34         //Party who called mutateLockLeader
35         address mutator;
36         //Hashlock used to replace follower
37         uint replace_hash_lock;
38         //Hashlock for exercising option
39         uint swap_hash_lock;
40         //Time mutation begins
41         uint start_time;
42         //Used for optimistic execution of protocol
43         bool approved;
44         //Flag for freezing asset when a tentative replacement is
  happening
45         bool mutating;
46         //Controls whether asset is locked or not during mutation
47         bool can_lock_asset;
48     }
49
50
51     //State information for base swap protocol
52     Asset asset; //Reference to preferred token contract
53     address sender; //Current sender of escrowed funds
54     address receiver; //Current receiver of escrowed funds
55     address leader; //Leader of the original swap protocol
56     address follower; //Follower of the original swap protocol
57     uint swap_hash_lock; //Hashlock of the swap protocol
58     uint T_AB; //Timeout for locked asset
59     uint delta = 10 minutes; //Assumed worst case transaction
  inclusion time (Is arbitrary)
60
61     //State info associated with mutable leader position
62     LeaderMutation leader_mutation;
63
64     //State info associated with mutable follower position
65     FollowerMutation follower_mutation;
66
67     //Controls whether follower/leader positions can be changed
68     bool mutable;
69
70     function MutSwapAB(Asset _asset,uint start,uint dT,address
  _sender,address _receiver,uint _swap_hash_lock,address
  _leader,address _follower,bool _mutable){
71         require(msg.sender == _sender); //Sender can only escrow
  their own funds
72         require(leader != follower); //Leader and follower should
  be distinct
73         require(leader == _sender);
74         require(follower == _receiver);
75
76         this.mutable = _mutable;
77
78         //Inital mutation states
79         leader_mutation.mutating = false;
80         leader_mutation.approved = false;
81         follower_mutation.mutating = false;
82
83         sender = _sender;
84         receiver = _receiver;
85         swap_hash_lock = _swap_hash_lock; //Hashlock for the
  initial swap
86         leader = _leader;
87         follower = _follower;
88         asset = _asset;
89         asset.send(address(this));
90         T_AB = start + (dT+1)*delta; //Sender is Alice
91
92         if(mutable){
93             //For AB contract, asset is actively locked during
  leader and follower transfer
94             leader_mutation.can_lock_asset = true;
95             follower_mutation.can_lock_asset = true;
96         }
97     }
98
99     function claim(string secret){
100
101         //If a previous mutation lock was never completed, revert
  to original swap
102         if(mutable){
103             if(leader_mutation.mutating){
104                 revertLeader();
105             }
106             if(follower_mutation.mutating){
107                 revertFollower();
108             }
109         }
110
111         require(msg.sender == receiver.id); //Only receiver can
  call claim
112         require(now <= T_AB); //Must be before timeout
113         require(H(secret) == swap_hash_lock); //Claim conditional
  on revealing secret
114         asset.send(receiver);
115     }
116
117     function refund(){

```

Transferable Cross-Chain Options

```

118
119 //If a previous mutation lock was never completed, revert
    to original swap
120 if(mutable){
121     if(leader_mutation.mutating){
122         revertLeader();
123     }
124     if(follower_mutation.mutating){
125         revertFollower();
126     }
127 }
128
129 require(msg.sender == sender); //Only sender can call
    refund
130 require(now > T_AB); //After lock has timed out
131 asset.send(sender);
132 }
133
134 function mutateLockLeader(Sig sig,address _candidate_sender,
    uint _replace_hash_lock,uint _swap_hash_lock){
135     require(mutable);
136
137 //If a previous mutation lock is stale, then call revert
    to allow for a new mutation lock to be made
138 if(leader_mutation.mutating){
139     revertLeader();
140 }
141
142 require(!leader_mutation.mutating); //Only one
    mutate_lock at a time
143 require(msg.sender == sender || msg.sender == receiver);
    //Only sender or receiver can mutate
144 if(msg.sender == leader){ //Alice has less time to call
    mutateLock
145     require(T_AB >= now + 8*delta);
146 }else if(msg.sender == follower){
147 //Bob is given more time to call mutateLock in
    response to Alice
148     require(T_AB >= now + 7*delta);
149 }
150
151 require(sig.valid(leader)); //Requires Alice's sig of
    Carol's hashlocks
152 require(sig.msg() == [_replace_hash_lock,_swap_hash_lock
    ]); //The msg has to just be the candidate's
    hashlocks
153 leader_mutation.mutating = true;
154 leader_mutation.voucher = sig; //Proof that candidate was
    approved
155 leader_mutation.candidate_sender = _candidate;
156 leader_mutation.mutator = msg.sender;
157 leader_mutation.replace_hash_lock = _replace_hash_lock;
158 leader_mutation.swap_hash_lock = _swap_hash_lock;
159 leader_mutation.start_time = now; //Used for flexible
    timeouts in the transfer
160 }
161
162 function mutateLockFollower(Sig sig,address
    _candidate_receiver, uint _replace_hash_lock){
163     require(mutable);
164
165 //If a previous mutation lock is stale, then call revert
    to allow for a new mutation lock to be made
166 if(follower_mutation.mutating){
167     revertFollower();
168 }
169
170 require(msg.sender == follower); //Only Bob can call
171 require(!follower_mutation.mutating);

```

```

172     require(follower_mutation.lock_asset); //Only can call
    mutateLockFollower on AB contract
173     require(sig.valid(follower)); //Bob's valid signature
174     require(sig.msg() == [_replace_hash_lock]);
175     require(T_AB >= now + 3*delta); //Need enough time for
    David to call claim
176
177     follower_mutation.mutating = true;
178     follower_mutation.voucher = sig; //Proof that candidate
    was approved by previous owner of the position
179     follower_mutation.candidate_receiver =
    _candidate_receiver;
180     follower_mutation.replace_hash_lock = _replace_hash_lock;
181     follower_mutation.start_time = now; //Used for flexible
    timeouts in the transfer
182 }
183
184 function replaceLeader(string secret){
185     require(mutable);
186     require(leader_mutation.mutating);
187     bool candidate_round = false;
188     bool follower_round = false;
189
190 //If Bob mutated, can skip contesting phases since he is
    implicitly approving of the signature he called
    mutateLock with
191 if(leader_mutation.mutator == follower || (
    leader_mutation.mutator == leader &&
    leader_mutation.approved)){ //Can immediately call
    replace once Bob has mutated
192 //Carol can replace once Bob has called mutate
193     candidate_round = (msg.sender == leader_mutation.
    candidate_sender) && (4*delta >= now -
    leader_mutation.start_time > 0);
194 //Bob can call replace
195     follower_round = (msg.sender == follower) && (6*delta
    >= now - leader_mutation.start_time > 0);
196 }
197 }
198 else{ //Contesting (pessimistic case)
199 //Carol can replace in round right after last chance
    at contesting
200     candidate_round = (msg.sender == leader_mutation.
    candidate_sender) && (4*delta >= now -
    leader_mutation.start_time > 2*delta);
201 //Bob can replace in the 3 rounds right after last
    chance at mutating round
202     follower_round = (msg.sender == follower) && (6*delta
    >= now - leader_mutation.start_time>0);
203 }
204
205 require(candidate_round || follower_round);
206 require(H(secret) == leader_mutation.replace_hash_lock);
207
208 sender = leader_mutation.candidate_sender; //Carol takes
    refund optionality from Alice
209 swap_hash_lock = mutation.swap_hash_lock;
210
211 leader_mutation.approved = false;
212 leader_mutation.mutating = false;
213 leader_mutation.mutation.clear();
214 }
215
216 //If no contesting has occurred, transfer can be complete
217 function replaceFollower(string secret){
218     require(mutable);
219     require(follower_mutation.mutating);
220

```

```

221     require(2*delta >= now - follower_mutation.start_time >
222           0); //2 rounds given for replacement
223     require(H(secret) == follower_mutation.replace_hash_lock)
224           ;
225     receiver = follower_mutation.candidate_receiver; //
226           David takes refund optionality from Bob
227     follower_mutation.clear();
228     follower_mutation.mutating = false;
229   }
230
231   //Contest if transferring party tries to transfer to two
232   //Note this method only does something if it can be proved
233   //This method can't do anything if Alice is honest
234   function contestLeader(Sig sig,string secret){
235     require(mutable);
236     require(msg.sender == follower); //Only allow Bob to call
237     //this
238     require(leader_mutation.mutating); //Can only contest a
239     //mutation if one has occurred
240     require(!leader_mutation.approved); //Cannot contest
241     //after approval
242     require(leader_mutation.mutator == leader); //Can only
243     //contest a mutation when Alice called it, not Bob
244     require(2*delta >= now - leader_mutation.start_time > 0);
245     //Can contest only in the 2 rounds after mutation
246     //Can contest if Alice creates two inconsistent
247     //signatures or tries to reveal preimage of hashlock
248     //too early
249     require(sig.valid(leader) || H(secret) == swap_hash_lock)
250     //; //Make sure Alice actually signed the sig
251     if(sig != leader_mutation.voucher || H(secret) ==
252       swap_hash_lock){ //Checks if Alice reported
253       inconsistent sigs
254       leader_mutation.clear();
255       leader_mutation.mutating = false;
256     }
257   }
258
259   //Issue is really in the sequential consistent case
260   //Bob can call approve in any next two rounds after a
261   //mutation
262   function approveLeader(){
263     require(mutable);
264     require(msg.sender == follower); //Only Bob can approve
265     //after a mutation has begun
266     require(leader_mutation.mutating); //Can only approve
267     //when Alice was the one who called
268     //mutate
269     require(2*delta >= now - leader_mutation.start_time > 0);
270     //Can approve only in the 2 rounds after mutation
271     leader_mutation.approved = true;
272   }
273
274   //If replacement doesn't happen quickly enough, can revert
275   //back to the old swap
276   //Isn't called directly in order to save an extra round of
277   //the protocol
278   function revertLeader(){
279     require(mutable);
280     require(leader_mutation.mutating);
281     require(now - leader_mutation.start_time > 6*delta);

```

```

268
269     leader_mutation.approved = false;
270     leader_mutation.mutating = false;
271     leader_mutation.clear();
272   }
273
274   //If replacement doesn't happen quickly enough, can revert
275   //back to the old swap
276   //Isn't called directly in order to save an extra round of
277   //the protocol
278   function revertFollower(){
279     require(mutable);
280     require(follower_mutation.mutating);
281     require(now - follower_mutation.start_time > 2*delta);
282
283     follower_mutation.mutating = false;
284     follower_mutation.clear();
285   }
286 }
287
288
289
290
291
292
293
294
295
296
297
298
299
300
301
302
303
304
305
306
307
308
309
310
311
312
313
314
315
316
317
318
319
320
321
322
323
324
325
326
327
328
329
330
331
332
333
334
335
336
337
338
339
340
341
342
343
344
345
346
347
348
349
350
351
352
353
354
355
356
357
358
359
360
361
362
363
364
365
366
367
368
369
370
371
372
373
374
375
376
377
378
379
380
381
382
383
384
385
386
387
388
389
390
391
392
393
394
395
396
397
398
399
400
401
402
403
404
405
406
407
408
409
410
411
412
413
414
415
416
417
418
419
420
421
422
423
424
425
426
427
428
429
430
431
432
433
434
435
436
437
438
439
440
441
442
443
444
445
446
447
448
449
450
451
452
453
454
455
456
457
458
459
460
461
462
463
464
465
466
467
468
469
470
471
472
473
474
475
476
477
478
479
480
481
482
483
484
485
486
487
488
489
490
491
492
493
494
495
496
497
498
499
500
501
502
503
504
505
506
507
508
509
510
511
512
513
514
515
516
517
518
519
520
521
522
523
524
525
526
527
528
529
530
531
532
533
534
535
536
537
538
539
540
541
542
543
544
545
546
547
548
549
550
551
552
553
554
555
556
557
558
559
560
561
562
563
564
565
566
567
568
569
570
571
572
573
574
575
576
577
578
579
580
581
582
583
584
585
586
587
588
589
590
591
592
593
594
595
596
597
598
599
600
601
602
603
604
605
606
607
608
609
610
611
612
613
614
615
616
617
618
619
620
621
622
623
624
625
626
627
628
629
630
631
632
633
634
635
636
637
638
639
640
641
642
643
644
645
646
647
648
649
650
651
652
653
654
655
656
657
658
659
660
661
662
663
664
665
666
667
668
669
670
671
672
673
674
675
676
677
678
679
680
681
682
683
684
685
686
687
688
689
690
691
692
693
694
695
696
697
698
699
700
701
702
703
704
705
706
707
708
709
710
711
712
713
714
715
716
717
718
719
720
721
722
723
724
725
726
727
728
729
730
731
732
733
734
735
736
737
738
739
740
741
742
743
744
745
746
747
748
749
750
751
752
753
754
755
756
757
758
759
760
761
762
763
764
765
766
767
768
769
770
771
772
773
774
775
776
777
778
779
780
781
782
783
784
785
786
787
788
789
790
791
792
793
794
795
796
797
798
799
800
801
802
803
804
805
806
807
808
809
810
811
812
813
814
815
816
817
818
819
820
821
822
823
824
825
826
827
828
829
830
831
832
833
834
835
836
837
838
839
840
841
842
843
844
845
846
847
848
849
850
851
852
853
854
855
856
857
858
859
860
861
862
863
864
865
866
867
868
869
870
871
872
873
874
875
876
877
878
879
880
881
882
883
884
885
886
887
888
889
890
891
892
893
894
895
896
897
898
899
900
901
902
903
904
905
906
907
908
909
910
911
912
913
914
915
916
917
918
919
920
921
922
923
924
925
926
927
928
929
930
931
932
933
934
935
936
937
938
939
940
941
942
943
944
945
946
947
948
949
950
951
952
953
954
955
956
957
958
959
960
961
962
963
964
965
966
967
968
969
970
971
972
973
974
975
976
977
978
979
980
981
982
983
984
985
986
987
988
989
990
991
992
993
994
995
996
997
998
999
1000

```

Transferable Cross-Chain Options

```

43     bool approved;
44     //Flag for freezing asset when a tentative replacement is
        happening
45     bool mutating;
46     //Controls whether asset is locked or not during mutation
47     bool can_lock_asset;
48 }
49
50
51 //State information for base swap protocol
52 Asset asset; //Reference to preferred token contract
53 address sender; //Current sender of escrowed funds
54 address receiver; //Current receiver of escrowed funds
55 address leader; //Leader of the original swap protocol
56 address follower; //Follower of the original swap protocol
57 uint swap_hash_lock; //Hashlock of the swap protocol
58 uint T_BA; //Timeout for locked asset
59 uint delta = 10 minutes; //Assumed worst case transaction
        inclusion time
60
61 //State info associated with mutable leader position
62 LeaderMutation leader_mutation;
63
64 //State info associated with mutable follower position
65 FollowerMutation follower_mutation;
66
67 //Controls whether follower/leader positions can be changed
68 bool mutable;
69
70 function MutSwapBA(Asset _asset,uint start,uint dT,address
        _sender,address _receiver,uint _swap_hash_lock,address
        _leader,address _follower,bool _mutable){
71     require(msg.sender == _sender); //Sender can only escrow
        their own funds
72     require(leader != follower); //Leader and follower should
        be distinct
73     require(follower == _sender);
74     require(leader == _receiver);
75
76     this.mutable = _mutable;
77
78     //Inital mutation states
79     leader_mutation.mutating = false;
80     leader_mutation.approved = false;
81     follower_mutation.mutating = false;
82
83     sender = _sender;
84     receiver = _receiver;
85     swap_hash_lock = _swap_hash_lock; //Hashlock for the
        initial swap
86     leader = _leader;
87     follower = _follower;
88     asset = _asset;
89     asset.send(address(this));
90     T_BA = start + dT*delta;
91
92     if(mutable){
93         leader_mutation.lock_asset = true;
94         follower_mutation.lock_asset = false; //Prevents
        Bob from denying Alice her optionality by
        locking her asset
95     }
96 }
97
98 function claim(string secret){
99
100     //If a previous mutation lock was never completed, revert
        to original swap
101     if(mutable){

```

```

102         if(leader_mutation.mutating){
103             revertLeader();
104         }
105     }
106
107     require(msg.sender == receiver.id); //Only receiver can
        call claim
108     require(now <= T_BA); //Must be before timeout
109     require(H(secret) == swap_hash_lock); //Claim conditional
        on revealing secret
110     asset.send(receiver);
111 }
112
113 function refund(){
114
115     //If a previous mutation lock was never completed, revert
        to original swap
116     if(mutable){
117         if(leader_mutation.mutating){
118             revertLeader();
119         }
120         if(follower_mutation.mutating){
121             revertFollower();
122         }
123     }
124
125     require(msg.sender == sender); //Only sender can call
        refund
126     require(now > T_BA); //After lock has timed out
127     asset.send(sender);
128 }
129
130 function mutateLockLeader(Sig sig,address _candidate_receiver
        , uint _replace_hash_lock,uint _swap_hash_lock){
131     require(mutable);
132
133     //If a previous mutation lock is stale, then call revert
        to allow for a new mutation lock to be made
134     if(leader_mutation.mutating){
135         revertLeader();
136     }
137
138     require(!leader_mutation.mutating); //Only one
        mutate_lock at a time
139     require(msg.sender == sender || msg.sender == receiver);
        //Only sender or receiver can mutate
140     if(msg.sender == leader){ //Alice has less time to call
        mutateLock
141         require(T_BA >= now + 7*delta);
142     }else if(msg.sender == follower){
143         //Bob is given more time to call mutateLock in
        response to Alice
144         require(T_BA >= now + 6*delta);
145     }
146
147     require(sig.valid(leader)); //Requires Alice's sig of
        Carol's hashlocks
148     require(sig.msg() == [_replace_hash_lock,_swap_hash_lock
        ]); //The msg has to just be the candidate's
        hashlocks
149     leader_mutation.mutating = true;
150     leader_mutation.voucher = sig; //Proof that candidate was
        approved
151     leader_mutation.candidate = _candidate_receiver;
152     leader_mutation.mutator = msg.sender;
153     leader_mutation.replace_hash_lock = _replace_hash_lock;
154     leader_mutation.swap_hash_lock = _swap_hash_lock;
155     leader_mutation.start_time = now; //Used for flexible
        timeouts in the transfer

```

```

156 }
157
158
159 //Provides similar functionality to mutateLockLeader but
    doesn't lock the escrowed resource from being locked
160 function mutateLockFreeFollower(Sig sig,address
    _candidate_sender,uint _replace_hash_lock){
161     require(mutable);
162
163     require(msg.sender == follower); //Only Bob can call
        attest
164     require(!follower_mutation.mutating);
165     require(!follower_mutation.lock_asset);
166     require(sig.valid(follower)); //Bob's valid signature
167     require(sig.msg() == [_replace_hash_lock]);
168     require(T_BA >= now + 2*delta); //Need enough time for
        David to call claim
169
170     follower_mutation.mutating = true;
171     follower_mutation.voucher = sig; //Proof that candidate
        was approved
172     follower_mutation.candidate_receiver = _candidate_sender;
173     follower_mutation.replace_hash_lock = _replace_hash_lock;
174     follower_mutation.start_time = now; //Used for flexible
        timeouts in the transfer
175 }
176
177 function replaceLeader(string secret){
178     require(mutable);
179     require(leader_mutation.mutating);
180     bool candidate_round = false;
181     bool follower_round = false;
182
183     //If Bob mutated, can skip contesting phases since he is
        implicitly approving of the signature he called
        mutateLock with
184     if(leader_mutation.mutator == follower || (
        leader_mutation.mutator == leader &&
        leader_mutation.approved)){ //Can immediately call
        replace once Bob has mutated
185         //Carol can replace once Bob has called mutate
186         candidate_round = (msg.sender == leader_mutation.
            candidate_receiver) && (4*delta >= now -
            leader_mutation.start_time > 0);
187         //Bob can call replace
188         follower_round = (msg.sender == follower) && (6*delta
            >= now - leader_mutation.start_time > 0);
189     }
190     else{ //Contesting (pessimistic case)
191         //Carol can replace in round right after last chance
            at contesting
192         candidate_round = (msg.sender == leader_mutation.
            candidate_receiver) && (4*delta >= now -
            leader_mutation.start_time > 2*delta);
193         //Bob can replace in the 3 rounds right after last
            chance at mutating round
194         follower_round = (msg.sender == follower) && (6*delta
            >= now - leader_mutation.start_time > 0);
195     }
196 }
197
198
199 require(candidate_round || follower_round);
200 require(H(secret) == leader_mutation.replace_hash_lock);
201
202 receiver = leader_mutation.candidate_receiver; //Carol
        takes receiving optionality from Alice
203 swap_hash_lock = mutation.swap_hash_lock;
204

```

```

205     leader_mutation.approved = false;
206     leader_mutation.mutating = false;
207     leader_mutation.mutation.clear();
208 }
209
210 //If no contesting has occurred, transfer can be complete
211 function replaceFollower(string secret){
212     require(mutable);
213     require(follower_mutation.mutating);
214     require(2*delta >= now - follower_mutation.start_time >
        0); //2 rounds given for replacement
215
216     require(H(secret) == follower_mutation.replace_hash_lock)
        ;
217
218     sender = follower_mutation.candidate_sender; //David
        takes refund optionality from Bob
219
220     follower_mutation.clear();
221     follower_mutation.mutating = false;
222 }
223
224 //Contest if transferring party tries to transfer to two
        different parties simultaneously
225 //Note this method only does something if it can be proved
        that Alice lied
226 //This method can't do anything if Alice is honest
227 function contestLeader(Sig sig,string secret){
228     require(mutable);
229     require(msg.sender == follower); //Only allow Bob to call
        this
230     require(leader_mutation.mutating); //Can only contest a
        mutation if one has occurred
231     require(!leader_mutation.approved); //Cannot contest
        after approval
232     require(leader_mutation.mutator == leader); //Can only
        contest a mutation when Alice called it, not Bob
233     require(2*delta >= now - leader_mutation.start_time > 0);
        //Can contest only in the 2 rounds after mutation
234     //Can contest if Alice creates two inconsistent
        signatures or tries to reveal preimage of hashlock
        too early
235     require(sig.valid(leader) || H(secret) == swap_hash_lock)
        ;
236     if(sig != leader_mutation.voucher || H(secret) ==
        swap_hash_lock){ //Checks if Alice reported
        inconsistent sigs
237         leader_mutation.clear();
238         leader_mutation.mutating = false;
239     }
240 }
241
242 //Issue is really in the sequential consistent case
243 //Bob can call approve in any next two rounds after a
        mutation
244
245 function approveLeader(){
246     require(mutable);
247     require(msg.sender == follower); //Only Bob can approve
248     require(leader_mutation.mutating); //Can only approve
        after a mutation has begun
249     require(leader_mutation.mutator == leader); //Can only
        call approve when Alice was the one who called
        mutate
250     require(2*delta >= now - leader_mutation.start_time > 0);
        //Can approve only in the 2 rounds after mutation
251     leader_mutation.approved = true;
252 }
253

```

```

254
255 //If replacement doesn't happen quickly enough, can revert
      back to the old swap
256 //Isn't called directly in order to save an extra round of
      the protocol
257 function revertLeader(){
258     require(mutable);
259     require(leader_mutation.mutating);
260     require(now - leader_mutation.start_time > 6*delta);
261
262     leader_mutation.approved = false;
263     leader_mutation.mutating = false;
264     leader_mutation.clear();
265 }
266
267 //If replacement doesn't happen quickly enough, can revert
      back to the old swap
268 //Isn't called directly in order to save an extra round of
      the protocol
269 function revertFollower(){
270     require(mutable);
271     require(follower_mutation.mutating);
272     require(now - follower_mutation.start_time > 2*delta);
273
274     follower_mutation.mutating = false;
275     follower_mutation.clear();
276 }
277
278 }

```

.2 Proofs

.2.1 *Misc Proofs.* First, we provide proofs for the properties of the leader transfer protocol.

LEMMA 15. *If Alice and Carol are both conforming in the Mutate Lock Phase, then both AB and BA are mutate locked with $(H(C_1), H(C_2))$ by $startLeader + 2\Delta$.*

PROOF. If Carol is conforming, she escrows her principal to Alice by time $R + \Delta$. Alice, after observing the creation of CA, will then call `mutateLockLeader()` within a Δ on both AB and BA, passing $(H(C_1), H(C_2))$ as the transfer hashlock and the new swap hashlock. For any contract, if it is not mutate locked, then the `mutateLockLeader()` sent by Alice can be included in the blockchain by $startLeader + 2\Delta$. If the `mutateLockLeader()` transaction sent by Alice can not be included in the blockchain due to someone else calling it first, it must be that Bob called `mutateLockLeader()` on the contract with $(H(C_1), H(C_2))$ before her. In any case, within $startLeader + 2\Delta$, both contracts are mutate locked by $(H(C_1), H(C_2))$. \square

If there is a successfully call to `mutateLockLeader()` on AB with $(H(C_1), H(C_2))$, let the first time that this transaction is called be t_{AB} . Similarly, let t_{BA} be the first time `mutateLockLeader()` is called on BA with $(H(C_1), H(C_2))$.

THEOREM 2. *Protocol 4.2 satisfies liveness: If Alice, Bob, and Carol are all conforming, then Alice gets Carol's principal, Carol gets Alice's position, and Bob maintains his position.*

PROOF. If Alice starts the transfer procedure, and all parties are conforming, then Carol owns the option and paid her principal to Alice. The argument is as follows.

By Lemma 15, we know `mutateLockLeader()` has been called by $R + 2\Delta$ on AB and BA with $(H(C_1), H(C_2))$. After $\max\{t_{AB}, t_{BA}\} + 2\Delta \leq startLeader + 4\Delta$, Carol will know that Bob cannot successfully call `contest()` on either AB or BA. Carol then releases her secret C_1 to AB and BA by $\max\{t_{AB}, t_{BA}\} + 3\Delta \leq startLeader + 5\Delta$. Then AB and BA are transferred to a new state where the swap hashlock is $H(C_2)$, the sender of AB contract becomes Carol, and the receiver of BA contract becomes Carol. At this point, these contracts can be more appropriately renamed as CB and BC respectively. That is to say, Carol has set up a swap with Bob using her swap hashlock $H(C_2)$. Carol now owns the option. Because the timeout on CA is $startLeader + 10\Delta$, Alice can use C_1 to redeem Carol's principal on CA by revealing C_1 by $startLeader + 6\Delta$. \square

THEOREM 3. *Protocol 4.2 satisfies transfer independence: Alice can transfer her position to Carol without Bob's participation.*

PROOF. If Alice and Carol are both conforming, then by Lemma 15, we know `mutateLock()` will be called with $(H(C_1), H(C_2))$ on both AB and BA by $startLeader + 2\Delta$. In the worst case, after $\max\{t_{AB}, t_{BA}\} + 2\Delta$, Carol should release C_1 to replace Alice on both AB and BA. This results in the replacement of the old swap hashlock $H(A_1)$ with $H(C_2)$. Bob does not have to call any functions to help Carol replace Alice's role. Thus, conforming Alice and Carol can trade without Bob's cooperation. \square

We have proven that conforming Alice and Carol can trade the option without Bob cooperating. Now we look at this property from another perspective. Can Bob actively prevent Alice selling her option to Carol? The following result guarantees Bob cannot block Alice and Carol.

THEOREM 4. *Protocol 4.2 satisfies non-blocking transfer: Alice can transfer her position to Carol even if Bob is adversarial.*

PROOF. The only way for Bob to block the transfer of an option is to contest. To contest, Bob needs to show a different mutation signed by Alice or by showing Alice's secret to the old hashlock. As long as Alice is conforming to the protocol and does not collude with Bob, which is the case in this context, an adversarial Bob cannot forge her signature and successfully call `contest()`. \square

THEOREM 5. *Protocol 4.2 satisfies transfer atomicity: If Alice loses her position in the swap, then she can claim Carol's principal.*

PROOF. Conforming Carol only loses her principal if she releases her secret C_1 . She only releases her secret C_1 after she sees both AB and BA are both mutate locked by $(H(C_1), H(C_2))$ and at least one of the conditions are met: (1) Bob has approved both AB and BA; (2) both of his contest windows on AB and BA have ended. Bob can no longer contest this result either due to timeout of his contesting window or Bob has approved this result. Then when Carol sends her secret C_1 to both AB and BA, she replaces Alice's role and changes the swap hashlock to $H(C_2)$ thus she owns the option.

Conforming Alice loses her option only if Carol releases her secret C_1 on some contract. We know by Lemma 15 that in the worst case `mutateLockLeader()` will be called on AB and BA by $startLeader + 2\Delta$. Thus, the latest time any party can call `replace()` is $startLeader + 8\Delta$. So if Alice loses her option there must have

been a `replace()` call by `startLeader + 8Δ`. Since `CA` has timeout `startLeader + 10Δ`, Alice is guaranteed enough time to claim Carol's principal. \square

The remaining proofs are for the properties of the follower transfer protocol.

LEMMA 16. *In Protocol 4.3, if Bob, David are both compliant, and Alice does nothing, then Bob gets David's principal, and David gets Bob position.*

PROOF. By assumption, we know the *Mutate Phase* ends `startFollower + 2Δ`. At this point, `candidate_sender = David.address` on `BA` and `candidate_receiver = David.address` on `AB`. By `startFollower + 3Δ` we know `David` will reveal `D1` to `AB` and `BA`. At this point `sender = David` on `BA` and `receiver = David` on `AB`. Thus `David` has successfully taken Bob's position. When Bob forwards `D1` to the `DB`, it will arrive no later than `startFollower + 4Δ < startFollower + 5Δ`. So Bob gets David's principal. \square

THEOREM 7. *Protocol 4.3 satisfies liveness: If Alice, Bob, and David are all conforming, and Alice doesn't reveal A_1 , then Bob gets David's principal, David gets Bob's position, and Alice maintains her position.*

PROOF. Because Alice is compliant and doesn't reveal A_1 , she does nothing according to Protocol 4.3. Since Bob and David are both compliant, the result follows from Lemma 16. \square

THEOREM 8. *Protocol 4.3 satisfies transfer independence: Bob can transfer his position to David without Alice's participation.*

PROOF. Assume Alice does nothing and Bob, David are compliant. By Lemma 16, the result follows immediately. \square

THEOREM 9. *Protocol 4.3 satisfies non-blocking transfer: Bob can transfer his position to David even if Alice is adversarial.*

PROOF. Alice's only ability during Protocol 4.3, is to choose to reveal her secret A_1 . Since Bob and David are compliant, David creates `DB` by `startFollower + Δ`. In the worst case, Bob calls `mutateLockFreeFollower()` on `BA` at the last available opportunity, at `T - 2Δ`. Since Bob is compliant, he also calls `mutateLockFollower()` on `AB` by `T - 2Δ`. Since David is compliant, he calls `replace()` on `AB, BA` by `T - Δ`, thereby revealing `D1` to Bob. Both `replace` calls are then completed by `startFollower + 3Δ`. Bob then has enough time to reveal `D1` on `DB` since its timeout is `startFollower + 5Δ`. If Alice reveals A_1 by `T` on `BA`, then David will have Bob's position so he on `AB` and `BA`. Thus he can reveal A_1 on `AB` since it has timeout `T + Δ`. \square

THEOREM 10. *Protocol 4.3 satisfies transfer atomicity: If Bob loses his swap position, then he can claim David's principal.*

PROOF. Suppose a conforming Bob loses his swap position. By Protocol 4.3, we know `mutateLockFollower()` and `mutateLockFreeFollower()` are called on `AB` and `BA` respectively by `startFollower + 2Δ` by Bob. By assumption Bob loses his swap position. Thus David must have revealed `D1` on `AB` or `BA` before the `replaceFollower()` timeout. Since each `replaceFollower()` timeout is `2Δ`, the latest David could have revealed `D1` is `startFollower + 4Δ`. Conforming Bob sends `D1` to `DB` which arrives by `startFollower +`

`5Δ`. Since the timeout on `DB` is `startFollower + 5Δ`, this ensures Bob gets David's principal. \square

2.2 *No UNDERWATER.* The goal of this section is to prove Theorem 1.

If the reselling is started by Alice calling `mutateLockLeader()` on `AB` and/or `BA` contract, the state of the corresponding contract will be changed. We first define states of contracts. These are referenced from .1. A smart contract's state is defined by the following elements:

- *sender*: *sender* can call `refund()` if the receiver does not redeem it before swap hashlock times out.
- *receiver*: *receiver* can call `claim()` and pass the preimage of swap hashlock to get the asset escrowed in the contract.
- *mutating*: *mutating* is a bool where *mutating=true* means the asset is temporarily not redeemable due to some active mutation in progress. In other words, the right to claim the asset is locked. On the other hand, *mutating=false* means the asset can be claimed if the preimage to the hashlock is sent to the contract.
- *swap_hash_lock*: The swap hashlock is the hashlock used to claim assets. If the preimage of the hashlock is sent to `claim()`, then the receiver can claim the asset.
- *replace_hash_lock*: If `replace_hash_lock != nil`, that means Alice would like to transfer her option. `replace_hash_lock` stores the hashlock for the transfer.
- *candidate_sender/candidate_receiver*: denotes the new sender or receiver when transfer is finalized, i.e. Carol replaces Alice's role.

We take `AB` as an example to illustrate the states. The states on `BA` are symmetric which can be inferred from the context.

- *Ready2Claim*($H(A_1), AB$) denotes state (*sender = Alice, receiver = Bob, mutating = false, swap_hash_lock = H(A₁)*), meaning if A_1 is sent before the contract expires, Bob can claim Alice's principal. We will use *Ready2Claim*($H(A_1)$) for simplicity when which contract we are referring to is obvious from the context.
- *MutateLockContestable*(*Carol, H(C₁), H(C₂), AB*) denotes the state (*sender = Alice, receiver = Bob, mutating = true, replace_hash_lock = H(C₁), swap_hash_lock = H(C₂), candidate_receiver = Carol*), which means Alice tentatively locks the asset and transfers her role to Carol. In this state Bob is able to call `contest()`. We will use *MutateLockContestable*($H(C_1), H(C_2)$) for simplicity when other parts we are referring to are obvious from the context. *MutateLockContestable* is just a preparation for Carol to replace Alice's role. The `replaceLeader()` cannot be called until the state defined below.
- *MutateLockNonContestable*(*Carol, H(C₁), H(C₂), AB*). In this state Bob cannot call `contest()` because his contest window has passed or he approved the mutation. At this state, Carol can release her secret C_1 to replace Alice. The state when Carol can replace Alice is denoted as *MutateLockNonContestable*(*Carol, H(C₁), H(C₂), AB*). *MutateLockNonContestable*($H(C_1), H(C_2)$) is the short name.

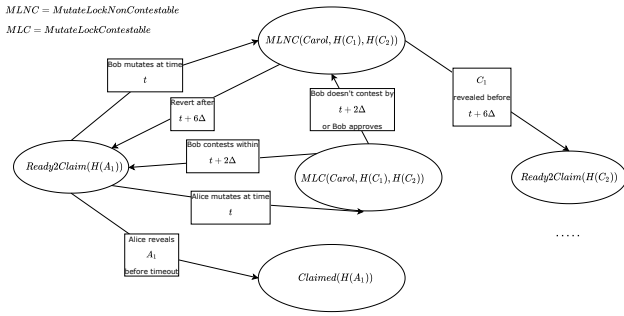


Figure 3: State transition until Carol replaces Alice on AB contract

- $Ready2Claim(H(C_2), CB)$. After $MutateLockNonContestable(Carol, H(C_1), H(C_2), AB)$ is reached, Carol can call $replace()$ to replace Alice's role by sending C_1 . After the replacement, the state becomes ($sender = Carol, receiver = Bob, mutation_lock = false, swap_hash_lock = H(C_2)$), denoted as $Ready2Claim(H(C_2), CB)$. $Ready2Claim(H(C_2))$ is the short name.
- $Claimed(H(S), AB)$ means the asset on AB contract is claimed by a secret S which is the preimage to $H(S)$ and Bob gets the asset. In this context, S can be A_1 or C_2 . $Claimed(H(S))$ is the short name.

The state transition is depicted in Fig 3.

There are two stages of changes of state on the AB and BA contracts.

- (1) First stage. Alice and Bob aim to change the state of both contracts from $Ready2Claim(H(A_1))$ to a mutation state $MutateLockNonContestable(H(C_1), H(C_2))$, during which state $MutateLockContestable(H(C_1), H(C_2))$ may be reached temporally, corresponding to Mutate Lock Phase and Consistency Phase.
- (2) Second stage. Starting from $MutateLockNonContestable(H(C_1), H(C_2))$, Bob and Carol are involved in an atomic change from $MutateLockNonContestable(H(C_1), H(C_2), Carol)$ to $Ready2Claim(H(C_2))$ by Carol releasing a secret C_1 . It is similar to a standard atomic swap where Carol is the leader and Bob is the follower, corresponding to the Replace/Revert Phase.

THEOREM 17. *Conforming Alice will never end up in UNDERWATER.*

PROOF. If Carol never creates CA or creates CA with different conditions than what Carol and Alice agreed upon, then Alice does nothing and so she doesn't lose her option.

Otherwise, consider the case when Carol creates CA with the conditions Alice and Carol had agreed upon.

If Alice is conforming, by Lemma 15 then both AB and BA are mutate locked with $(H(C_1), H(C_2))$ by $startLeader + 2\Delta$. This means AB and BA both have reached the state

$MutateLockContestable(H(C_1), H(C_2))$ by $startLeader + 2\Delta$. Since Alice is conforming, by $startLeader + 4\Delta$, the state will transition to $MutateLockNonContestable(H(C_1), H(C_2))$ since Bob cannot forge Alice's signature and contest.

After $MutateLockNonContestable(H(C_1), H(C_2))$, if Carol releases C_1 , Alice observes it in the Replace/Revert phase, and can get Carol's principal as shown in Theorem 5. If Carol does not release C_1 , then eventually, after $t_{AB} + 6\Delta$ and $t_{BA} + 6\Delta$ respectively, the states on both contracts can be reverted to $Ready2Claim(H(A_1))$ which means Alice still owns the option and it is unlocked. If Alice finally owns the option, then she does not end up in UNDERWATER by the guarantee of atomic swap. If Alice loses her option (maybe only lose a role on one contract), she gets Carol's principal, with/without losing her principal escrowed in her old option, which is acceptable for her. \square

THEOREM 18. *Conforming Carol will never end up in UNDERWATER.*

PROOF. After Carol escrows her principal to Alice on CA and sends her hashlocks $H(C_1), H(C_2)$ to Alice, Carol does not do anything in the first stage but observe. She only joins in the protocol after she observes that both contracts are in $MutateLockNonContestable(H(C_1), H(C_2))$ state. Otherwise, she is silent and she will not end up in UNDERWATER since her principal will be refunded eventually. After she observes $MutateLockNonContestable(H(C_1), H(C_2))$ state on both contracts, she releases C_1 , moving $MutateLockNonContestable(H(C_1), H(C_2))$ state to $Ready2Claim(H(C_2))$. Then she owns the option provided by Bob and takes over Alice's option. In that case, she may lose her principal to Alice due to the release of C_1 . Say, in the worst, she loses her principal to Alice.

Then, if Carol decides to exercise the option, she gets Bob's principal. That means, her principal is exchanged with Bob's. If she does not exercise the option and let it expire, she can get Alice's principal. That means, her principal is exchanged with Alice's. In any case, Carol never ends up in UNDERWATER. \square

To prove that conforming Bob does not end up in UNDERWATER, we need to to prove the consistency of states on two contracts. Specifically,

- In the first stage, if Alice calls $mutateLockLeader()$ in any contract, either both contracts eventually gets $MutateLockNonContestable(H(C_1), H(C_2))$ or reverted back to $Ready2Claim(H(A_1))$.
- In the second stage, if Carol releases C_1 , both contracts are eventually at state $Ready2Claim(H(C_2))$. If Carol does not releases C_1 , both contracts are eventually are in state $Ready2Claim(H(A_1))$.

Suppose, without loss of generality, that AB contract is the first to update its state from $Ready2Claim(H(A_1))$ to a new state by Alice calling $mutateLockLeader()$ at some time t , assuming Bob is conforming.

THEOREM 19. *If BA is not claimed by $t + \Delta$, then BA will be mutate locked by $t + \Delta$.*

PROOF. Since Bob is conforming, when Alice calls *mutateLockLeader()* on the AB contract, Bob can send *mutateLockLeader()* transaction on the BA within Δ . Recall that the start time that *mutateLockLeader()* is called is denoted as t_{AB} and t_{BA} respectively. Then in BA *mutateLockLeader()* is called on BA by $t_{AB} + \Delta$.

If Bob's *mutateLockLeader()* is included on BA, then $t_{BA} \leq t_{AB} + \Delta$. If Bob's *mutateLockLeader()* on BA is not included, then it must be Alice was able to call it before he was. In either case, $t_{BA} \leq t_{AB} + \Delta$. \square

The case that by $t + \Delta$, the other contract's state changes to *Claimed*($H(A_1)$) will be analyzed in Theorem 22.

THEOREM 20. *Suppose two contracts both eventually reach MutateLockNonContestable($H(C_1), H(C_2)$). Then, either both contracts are eventually Ready2Claim($H(A_1)$) or Ready2Claim($H(C_2)$).*

PROOF. Since we know the start time of mutation between two contracts does not stagger beyond Δ . Denote the start time on two contracts as t_{first} and t_{second} respectively where $t_{first} \leq t_{second}$. Since Bob is conforming, $t_{second} - t_{first} \leq \Delta$. We denote the timeout for Carol to release C_1 on AB and BA contracts as t_1, t_2 respectively, and the timeout for Bob to release C_1 as t_3, t_4 . Without loss of generality, assume $t_1 = t_{first} + 4\Delta$ and $t_2 = t_{second} + 4\Delta$. $t_3 = t_{first} + 6\Delta$ and $t_4 = t_{second} + 6\Delta$. We see that the latest timeout for Carol to release C_1 is t_2 . The earliest timeout for Bob to send C_1 satisfies $t_3 \geq t_2 + \Delta$ since we have $t_3 = t_{first} + 6\Delta \geq t_{second} + 5\Delta = t_2 + \Delta$. That means, if Carol releases C_1 , then it is eventually sent to both contracts and the state is *Ready2Claim*($H(C_2)$). If Carol does not release C_1 , then both contracts are reverted to *Ready2Claim*($H(A_1)$) after timeout t_3 and t_4 , respectively. \square

The atomic changes between AB and BA are a bit more complicated, since starting from *Ready2Claim*($H(A_1)$), there are multiple possible state changes available on both contracts: *Claimed*($H(A_1)$), *MutateLockContestable*($H(C_1), H(C_2)$), and *MutateLockNonContestable*($H(C_1), H(C_2)$). The states *Claimed*($H(A_1)$) and *MutateLockNonContestable*($H(C_1), H(C_2)$) are not contestable. Assuming Bob is conforming and relay whatever he sees from one contract to another contract.

LEMMA 21. *If a contract is transferred to MutateLockContestable($H(C_1), H(C_2)$) at t , then within $t + 2\Delta$, it learns the other contract's update and then agree on either reverting back if there is a conflict or agree on the same mutation if no conflict.*

PROOF. If a contract, say AB, is transferred to *MutateLockContestable*($H(C_1), H(C_2)$) at time t , since the compliant Bob relays it, whatever happens before $t - \Delta$ to AB contract, that means, at time $t - \Delta$, the other chain is in *Ready2Claim*($H(A_1)$). If there is any change happening on BA contract, it would happen between $t - \Delta$ to $t + \Delta$. Then, by $t + 2\Delta$, AB contract will learn what happens on BA contract between $t - \Delta$ to $t + \Delta$ by Bob. If AB contract does not receive any transaction from Bob, then no conflicting changes happened on BA from $t - \Delta$ to $t + \Delta$. Bob can update BA contract to *MutateLockContestable*($H(C_1), H(C_2)$) by relaying Alice's mutation to BA contract, and AB contract can be updated to

MutateLockNonContestable($H(C_1), H(C_2)$) after $t + 2\Delta$. If there is any state change between $t - \Delta$ to $t + \Delta$ on BA contract, then by $t + 2\Delta$, AB contract would be informed, and its own state update is also sent to BA contract. Then the conflicting state update would revert back their state change to *Ready2Claim*($H(A_1)$) when it receives the conflicting change. \square

THEOREM 22. *Conforming Bob never ends up in UNDERWATER.*

PROOF. Starting from *Ready2Claim*($H(A_1)$),

- (1) If a contract is transferred to *MutateLockContestable*($H(C_1), H(C_2)$) at t , and the other contract is not updated to *Claimed*($H(A_1)$), then by Lemma 21, we know that either both contracts eventually reach *MutateLockNonContestable*($H(C_1), H(C_2)$) or are reverted back to *Ready2Claim*($H(A_1)$).
- (2) If a contract BA is transferred to *Claimed*($H(A_1)$) state at t , then, if the other contract makes temporary *MutateLockContestable*($H(C_1), H(C_2)$), it will be revert back to *Ready2Claim*($H(A_1)$) by $t + \Delta$, and then transfer to *Claimed*($H(A_1)$). Bob does not end up with UNDERWATER.
- (3) If a contract is transferred directly to *MutateLockNonContestable*($H(C_1), H(C_2)$) at t , then the other contract must be *MutateLockContestable*($H(C_1), H(C_2)$) at $t' \in [t - \Delta, t]$, and then after $t + 2\Delta$ or sooner, the other contract will become *MutateLockNonContestable*($H(C_1), H(C_2)$).

When *MutateLockNonContestable*($H(C_1), H(C_2)$) is reached on both contracts, by Theorem 20, Bob will either be involved in the swap with Alice by Alice's secret A_1 or involved in the swap with Carol by Carol's secret C_2 . By the guarantee of atomic swap, Bob will not end up with UNDERWATER. \square

The details for showing Protocol 4.3 satisfies No UNDERWATER are omitted since they mirror the previous arguments shown for 4.2.