

FITTING GENERALIZED TEMPERED STABLE DISTRIBUTION: FRACTIONAL FOURIER TRANSFORM (FRFT) APPROACH

A.H.Nzokem and V.T.Montshiwa

ABSTRACT. The paper investigates the rich class of Generalized Tempered Stable (GTS) distribution, an alternative to Normal distribution and α -Stable distribution for modelling asset return and many physical and economic systems. Firstly, we explore some important properties of the Generalized Tempered Stable (GTS) distribution. The theoretical tools developed are used to perform empirical analysis. The GTS distribution is fitted using S&P 500 index, SPY ETF and Bitcoin BTC. The Fractional Fourier Transform (FRFT) technique evaluates the probability density function and its derivatives in the maximum likelihood procedure. Based on the results from the statistical inference and the Kolmogorov-Smirnov (K-S) goodness-of-fit, the GTS distribution fits the underlying distribution of the SPY ETF return. The right side of the Bitcoin BTC return, and the left side of the S&P 500 return underlying distributions fit the Tempered Stable distribution; while the left side of the Bitcoin BTC return and the right side of the S&P 500 return underlying distributions are modelled by the compound Poisson process. Tempered Stable distributions, Geometric Brownian motion (GBM), Function Characteristic, Fractional Fourier Transform (FRFT), Maximum likelihood, Kolmogorov-Smirnov (K-S)

1. INTRODUCTION

Modelling the return assets with the normal distribution is the underlying assumption in many financial tools, such as the Black-Scholes-Merton option pricing model and the risk metric Variance-covariance technique to Value at Risk (VAR). However, substantial empirical evidence rejects the normal distribution for various asset classes and financial markets. The normal distribution's symmetric and rapidly decreasing tail properties cannot describe the skewed and fat-tailed properties of the high-frequency asset return distribution.

The α -stable distribution has been proposed [1, 2] as an alternative to the normal distribution for modelling asset return and many types of physical and economic systems. Besides the Theoretical and empirical arguments for modelling with a stable distribution, the third and most important argument is that the Central Limit theorem can be generalized by the stable distribution. Regardless of the variance nature (finite or infinite), an appropriately standardized large sum of independent identical distribution (i.i.d) random variable converges to an α -stable random variable [3]. Although the stable distribution allows for varying degrees of tail heaviness and skewness; it has two major drawbacks [2]: firstly, the lack of closed formulas for densities and distribution functions, except for the Normal distribution ($\alpha = 2$), the Cauchy distribution ($\alpha = 1$) and the Lévy distribution ($\alpha = \frac{1}{2}$); secondly, most of the moments of the stable distribution are infinite. An infinite variance of the asset return leads to infinite price for derivative instruments such as options. The Tempered Stable (TS) distribution $TS(\beta, \alpha, \lambda)$ was developed to overcome the shortcomings from those two distributions specifically in modelling high-frequency asset returns. The tails of the TS distribution for asset returns are heavier than the normal distribution but thinner than the

stable distribution [4]. A more general form of the Tempered Stable distribution, called Generalized Tempered Stable (GTS) distribution $GTS(\beta_+, \beta_-, \alpha_+, \alpha_-, \lambda_+, \lambda_-)$ will be considered in the paper. The Lévy measure ($V(dx)$) of the Generalized Tempered Stable distribution is provided by (1.1).

$$V(dx) = \left(\frac{\alpha_+ e^{-\lambda_+ x}}{x^{1+\beta_+}} 1_{x>0} + \frac{\alpha_- e^{-\lambda_- |x|}}{|x|^{1+\beta_-}} 1_{x<0} \right) dx \quad (1.1)$$

where $0 \leq \beta_+ \leq 1$, $0 \leq \beta_- \leq 1$, $\alpha_+ \geq 0$, $\alpha_- \geq 0$, $\lambda_+ \geq 0$ and $\lambda_- \geq 0$.

The Generalized Tempered Stable Distribution can be used to control the level of skewness, tail heaviness and symmetry of the distribution. In addition, It has finite moments; just like the stable distributions, the closed-form formulas exist only for characteristic function and not for the density or the distribution function.

The paper aims to evaluate the assumption that the asset return distribution follows a Generalized Tempered Stable distribution $GTS(\beta_+, \beta_-, \alpha_+, \alpha_-, \lambda_+, \lambda_-)$ and to compare their fitting performance to the Normal distribution, which is the standard in practice. The statistical inference is based on the Maximum Likelihood (ML) method. The Fractional Fourier Transform (FRFT) technique will be implemented to provide a good approximation of the density function and its derivatives in the optimization process. The data comes from three sources: the Standard & Poors 500 Composite Stock Price Index (S&P 500), the SPDRS & P 500 ETF (SPY ETF) and the Bitcoin BTC. and the period spans from January 4, 2010, to February 02, 2022. The paper is structured as follows: the following section presents the theoretical framework of the Generalized Tempered Stable (GTS) distribution. The characteristic exponent closed-form formula is developed base on the Lévy measure of the GTS distribution. The third section reviews the Maximum likelihood method implemented in the optimization process. The fourth section presents the Generalized Tempered Stable (GTS) distribution fitting results and the theoretical moments. And in the fifth section, the GTS distribution and the sample data distribution are compared through the Kolmogorov-Smirnov (KS) goodness-of-fit test.

2. TEMPERED STABLE DISTRIBUTION

The Lévy measure of the generalized tempered stable (GTS) distribution ($V(dx)$) is defined in (2.3) as a product of a tempering function ($q(x)$) and a Lévy measure of the α -stable distribution ($V_{stable}(dx)$).

$$q(x) = e^{-\lambda_+ x} 1_{x>0} + e^{-\lambda_- |x|} 1_{x<0} \quad (2.1)$$

$$V_{stable}(dx) = \left(\frac{\alpha_+}{x^{1+\beta_+}} 1_{x>0} + \frac{\alpha_-}{|x|^{1+\beta_-}} 1_{x<0} \right) dx \quad (2.2)$$

$$V(dx) = q(x)V_{stable}(dx) = \left(\frac{\alpha_+ e^{-\lambda_+ x}}{x^{1+\beta_+}} 1_{x>0} + \frac{\alpha_- e^{-\lambda_- |x|}}{|x|^{1+\beta_-}} 1_{x<0} \right) dx \quad (2.3)$$

where $0 \leq \beta_+ \leq 1$, $0 \leq \beta_- \leq 1$, $\alpha_+ \geq 0$, $\alpha_- \geq 0$, $\lambda_+ \geq 0$ and $\lambda_- \geq 0$. α_+ and α_- are the scale parameter, also called the process intensity [5] and has a similar role as the variance parameter in the Brownian motion process. These parameters play an essential role in the Levy process. λ_+ and λ_- control the rate of decay on the positive and negative tails, respectively. When $\lambda_+ > \lambda_-$, the distribution is skewed to the left; the left tail is thicker. When $\lambda_+ < \lambda_-$, the distribution is

skewed to the right. And when $\lambda_+ = \lambda_-$, the distribution is symmetric [3]. β_+ and β_- are the indexes of stability, also called tail indexes, tail exponents or characteristic exponents, which determine the rate at which the tails of the distribution taper off [6]. See [3, 7] For more details on tempering function and Lévy measure of tempered stable distribution.

The Generalized Tempered Stable (GTS) distribution can be denoted by $X \sim GTS(\beta_+, \beta_-, \alpha_+, \alpha_-, \lambda_+, \lambda_-)$ where $X = X_+ - X_-$ with $X_+ \geq 0, X_- \geq 0$. $X_+ \sim TS(\beta_+, \alpha_+, \lambda_+, \lambda_-)$ and $X_- \sim TS(\beta_-, \alpha_-, \lambda_-, \lambda_-)$.

$$\int_{-\infty}^{+\infty} V(dx) = \begin{cases} +\infty & \text{if } \beta_+ \geq 0 \text{ or } \beta_- \geq 0 \\ \alpha_+ \lambda_+^{\beta_+} \Gamma(-\beta_+) + \alpha_- \lambda_-^{\beta_-} \Gamma(-\beta_-) & \text{if } \beta_+ < 0 \text{ and } \beta_- < 0 \end{cases} \quad (2.4)$$

From (2.4), it results that when $\beta_+ < 0$, $TS(\beta_+, \alpha_+, \lambda_+)$ is of finite activity and can be written as a Compound Poisson process on the right side (X_+). we have similar pattern when $\beta_- < 0$.

However, when $0 \leq \beta_+ \leq 1$, X_+ is an infinite activities process with an infinite number of jumps in any given time interval. We have similar pattern when $0 \leq \beta_- \leq 1$. In addition to the infinite activities process, we have

$$\int_{-\infty}^{+\infty} \min(1, |x|) V(dx) < +\infty \quad (2.5)$$

By adding the location parameter of the distribution, the GTS distribution becomes $GTS(\mu, \beta_+, \beta_-, \alpha_+, \alpha_-, \lambda_+, \lambda_-)$ and we have:

$$Y = \mu + X \quad Y \sim GTS(\mu, \beta_+, \beta_-, \alpha_+, \alpha_-, \lambda_+, \lambda_-) \quad (2.6)$$

2.1 Tempered Stable Distribution and Lévy Process.

Theorem 2.1

Consider a variable $Y \sim GTS(\mu, \beta_+, \beta_-, \alpha_+, \alpha_-, \lambda_+, \lambda_-)$. The characteristic exponent can be written

$$\Psi(\xi) = \mu \xi i + \alpha_+ \Gamma(-\beta_+) \left((\lambda_+ - i\xi)^{\beta_+} - \lambda_+^{\beta_+} \right) + \alpha_- \Gamma(-\beta_-) \left((\lambda_- + i\xi)^{\beta_-} - \lambda_-^{\beta_-} \right) \quad (2.7)$$

Proof.

(2.3) is a Lévy measure and (2.4) is satisfied. We can applied the Lévy-Khintchine representation for non-negative processes theorem. $Y = \mu + X = \mu + X_+ - X_-$

$$\Psi(\xi) = \text{Log} \left(E e^{iY\xi} \right) = i\mu \xi + \text{Log} \left(E e^{iX_+\xi} \right) + \text{Log} \left(E e^{-iX_-\xi} \right) \quad (2.8)$$

$$= i\mu \xi + \int_0^{+\infty} \left(e^{iy\xi} - 1 \right) \frac{\alpha_+ e^{-\lambda_+ y}}{y^{1+\beta_+}} dy + \int_0^{+\infty} \left(e^{-iy\xi} - 1 \right) \frac{\alpha_- e^{-\lambda_- y}}{y^{1+\beta_-}} dy \quad (2.9)$$

$$\int_0^{+\infty} \left(e^{iy\xi} - 1 \right) \frac{\alpha_+ e^{-\lambda_+ y}}{y^{1+\beta_+}} dy = \alpha_+ \lambda_+^{\beta_+} \Gamma(-\beta_+) \sum_{k=1}^{+\infty} \frac{\Gamma(k-\beta_+)}{\Gamma(-\beta_+) k!} \left(\frac{i\xi}{\lambda_+} \right)^k \quad (2.10)$$

$$= \alpha_+ \lambda_+^{\beta_+} \Gamma(-\beta_+) \sum_{k=1}^{+\infty} \binom{\beta_+}{k} \left(-\frac{i\xi}{\lambda_+} \right)^k \quad (2.11)$$

$$= \alpha_+ \Gamma(-\beta_+) \left((\lambda_+ - i\xi)^{\beta_+} - \lambda_+^{\beta_+} \right) \quad (2.12)$$

Similarly, we have :

$$\int_0^{+\infty} \left(e^{-iy\xi} - 1 \right) \frac{\alpha_- e^{-\lambda_- y}}{y^{1+\beta_-}} dy = \alpha_- \Gamma(-\beta_-) \left((\lambda_- + i\xi)^{\beta_-} - \lambda_-^{\beta_-} \right) \quad (2.13)$$

The expression in (2.8) becomes:

$$\Psi(\xi) = i\mu\xi + \alpha_+ \Gamma(-\beta_+) \left((\lambda_+ - i\xi)^{\beta_+} - \lambda_+^{\beta_+} \right) + \alpha_- \Gamma(-\beta_-) \left((\lambda_- + i\xi)^{\beta_-} - \lambda_-^{\beta_-} \right) \quad \square$$

Theorem 2.2

Consider a variable $Y \sim GTS(\mu, \beta_+, \beta_-, \alpha_+, \alpha_-, \lambda_+, \lambda_-)$.

When $(\beta_-, \beta_+) \rightarrow (0, 0)$, GTS becomes Bilateral Gamma distribution with the characteristic exponent:

$$\Psi(\xi) = \mu\xi i - \alpha_+ \log \left(1 - \frac{1}{\lambda_+} i\xi \right) - \alpha_- \log \left(1 + \frac{1}{\lambda_+} i\xi \right) \quad (2.14)$$

When $(\beta_-, \beta_+) \rightarrow (0, 0)$ and $\alpha_- = \alpha_+ = \alpha$, GTS becomes Variance-Gamma (VG) distribution $(\mu, \lambda_- - \lambda_+, 1, \alpha, \frac{1}{\lambda_- \lambda_+})$ and the characteristic exponent:

$$\Psi(\xi) = \mu\xi i - \alpha \log \left(1 - \frac{\lambda_- - \lambda_+}{\lambda_+ \lambda_-} i\xi + \frac{1}{\lambda_+ \lambda_-} \xi^2 \right) \quad (2.15)$$

Proof.

$$\Gamma(-\beta_+) = -\frac{\Gamma(1-\beta_+)}{\beta_+} \quad \lim_{\beta_+ \rightarrow 0} \Gamma(-\beta_+) \left((\lambda_+ - i\xi)^{\beta_+} - \lambda_+^{\beta_+} \right) = -\log \left(1 - \frac{1}{\lambda_+} i\xi \right) \quad (2.16)$$

Similarly, (2.16) works for $\beta_- \rightarrow 0$. From (2.7), the characteristic exponent becomes (2.14).

In addition, if $\alpha_- = \alpha_+ = \alpha$, from (2.14), the characteristic exponent becomes (2.15), which is a Variance-Gamma distribution with parameter $(\mu, \lambda_- - \lambda_+, 1, \alpha, \frac{1}{\lambda_- \lambda_+})$.

See [8] for more details on Variance-Gamma (VG) model and VG parameter notation. \square

Theorem 2.3 (Cumulants κ_k)

Consider a variable $Y \sim GTS(\mu, \beta_+, \beta_-, \alpha_+, \alpha_-, \lambda_+, \lambda_-)$. The cumulants κ_k of the Generalized Tempered Stable distribution is defined as follows.

$$\kappa_1 = \mu + \alpha_+ \frac{\Gamma(1-\beta_+)}{\lambda_+^{1-\beta_+}} - \alpha_- \frac{\Gamma(1-\beta_-)}{\lambda_-^{1-\beta_-}} \quad \kappa_k = \alpha_+ \frac{\Gamma(k-\beta_+)}{\lambda_+^{k-\beta_+}} + (-1)^k \alpha_- \frac{\Gamma(k-\beta_-)}{\lambda_-^{k-\beta_-}} \quad (2.17)$$

Proof.

we consider the characteristic exponent $\Psi(\xi)$ in (2.9).

$$\Psi(\xi) = i\mu\xi + \int_0^{+\infty} (e^{iy\xi} - 1) \frac{\alpha_+ e^{-\lambda_+ y}}{y^{1+\beta_+}} dy + \int_0^{+\infty} (e^{-iy\xi} - 1) \frac{\alpha_- e^{-\lambda_- y}}{y^{1+\beta_-}} dy \quad (2.18)$$

$$= i\mu\xi + \alpha_+ \sum_{k=1}^{+\infty} \frac{\Gamma(k - \beta_+)}{\lambda_+^{k-\beta_+}} \frac{(i\xi)^k}{k!} + \alpha_- \sum_{k=1}^{+\infty} \frac{\Gamma(k - \beta_-)}{\lambda_-^{k-\beta_-}} \frac{(-i\xi)^k}{k!} \quad (2.19)$$

$$= i\mu\xi + \sum_{k=1}^{+\infty} \frac{1}{k!} \left(\alpha_+ \frac{\Gamma(k - \beta_+)}{\lambda_+^{k-\beta_+}} + \alpha_- \frac{\Gamma(k - \beta_-)}{\lambda_-^{k-\beta_-}} (-1)^k \right) (i\xi)^k = \sum_{k=0}^{+\infty} \frac{\kappa_k}{k!} (i\xi)^k \quad (2.20)$$

Hence, the k -th order cumulant κ_k is given by comparing the coefficients of both polynomial functions in (2.20) in $i\xi$. \square

Corollary 2.4

Let $Y = (Y_t)$ be a Lévy process on \mathbb{R}^+ generated by $GTS(\mu, \beta_+, \beta_-, \alpha_+, \alpha_-, \lambda_+, \lambda_-)$.

$\forall t \in \mathbb{R}^+$, Y_t follows a $GTS(t\mu, \beta_+, \beta_-, t\alpha_+, t\alpha_-, \lambda_+, \lambda_-)$

Proof:

Let $\varphi(\xi, t)$ be the characteristic exponent of the Lévy process $Y = (Y_t)$. We have

$$\begin{aligned} \Psi(\xi, t) &= \text{Log} \left(E e^{iY_t \xi} \right) = t \text{Log} \left(E e^{iX \xi} \right) \\ &= t\mu\xi + t\alpha_+ \Gamma(-\beta_+) \left((\lambda_+ - i\xi)^{\beta_+} - \lambda_+^{\beta_+} \right) + t\alpha_- \Gamma(-\beta_-) \left((\lambda_- + i\xi)^{\beta_-} - \lambda_-^{\beta_-} \right) \end{aligned}$$

We have: $Y_t \sim GTS(t\mu, \beta_+, \beta_-, t\alpha_+, t\alpha_-, \lambda_+, \lambda_-)$ \square

Theorem 2.5 (Asymptotic distribution of Generalized Tempered Stable distribution process)

Let $Y = Y_t$ be a Lévy process on \mathbb{R} generated by $GTS(\mu, \beta_+, \beta_-, \alpha_+, \alpha_-, \lambda_+, \lambda_-)$. Then Y_t converges in distribution to a Lévy process driving by a Normal distribution with mean κ_1 and variance κ_2

$$Y_t \stackrel{d}{\sim} N(t\kappa_1, t\kappa_2) \quad \text{as } t \rightarrow +\infty$$

Proof:

It was shown in [9] that $\Psi(\xi)$ generates the cumulants $(\kappa_j)_{j \in \mathbb{N}}$ in (2.17) such that

$$\Psi(\xi) = \text{Log} \left(E e^{iY \xi} \right) = \sum_{j=0}^{+\infty} \kappa_j \frac{(i\xi)^j}{j!} \quad (2.21)$$

$\phi(\xi, t)$ is the characteristic function of the stochastic process $\frac{Y_t - t\kappa_1}{\sqrt{t\kappa_2}}$ and we have

$$\begin{aligned} \phi^T(\xi, t) &= E \left\{ e^{i \frac{Y_t - t\kappa_1}{\sqrt{t\kappa_2}} \xi} \right\} = e^{-i \frac{t\kappa_1}{\sqrt{t\kappa_2}} \xi} E \left\{ e^{i \frac{\xi}{\sqrt{t\kappa_2}} Y_t} \right\} = e^{-i \frac{t\kappa_1}{\sqrt{t\kappa_2}} \xi} e^{t\Psi\left(\frac{\xi}{\sqrt{t\kappa_2}}\right)} \\ &= e^{-i \frac{t\kappa_1}{\sqrt{t\kappa_2}} \xi} e^{\sum_{j=0}^{+\infty} \frac{t\kappa_j}{j!} \left(i \frac{\xi}{\sqrt{t\kappa_2}}\right)^j} = e^{-\frac{\xi^2}{2} + \sum_{j=3}^{+\infty} \frac{t\kappa_j}{j!} \left(i \frac{\xi}{\sqrt{t\kappa_2}}\right)^j} \end{aligned}$$

When $t \rightarrow +\infty$

$$\lim_{t \rightarrow +\infty} \sum_{j=3}^{+\infty} \frac{t \kappa_j}{j!} \left(i \frac{\xi}{\sqrt{t \kappa_2}}\right)^j = 0 \quad \lim_{t \rightarrow +\infty} \phi^T(\xi, t) = \lim_{t \rightarrow +\infty} e^{-\frac{\xi^2}{2} + \sum_{j=3}^{+\infty} \frac{t \kappa_j}{j!} \left(i \frac{\xi}{\sqrt{t \kappa_2}}\right)^j} = e^{-\frac{1}{2} \xi^2} \quad (2.22)$$

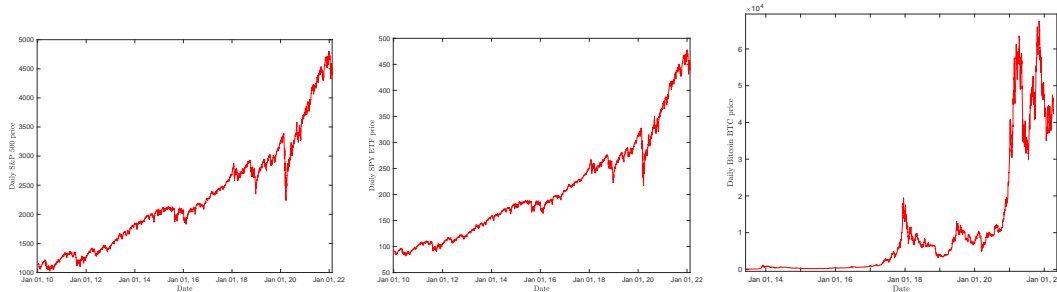
□

3. DATA AND METHODOLOGY

3.1 Data Summaries.

The Standard & Poor's 500 Composite Stock Price Index, also known as the S&P 500, is a stock index that tracks the share prices of 500 of the largest public companies in the United States. It is often treated as a proxy for describing the overall health of the stock market or even the U.S. economy. The SPDR S&P 500 ETF (SPY), also known as the SPY ETF, is an Exchange-Traded Fund (ETF) that tracks the performance of the S&P 500. Like S&P, SPY provides the diversification of a mutual fund, the flexibility of a stock and lower trading fees.

The S&P 500 and SPY ETF data were extracted from Yahoo finance. The daily prices were adjusted for splits and dividends. The period spans from January 4, 2010 to February 02, 2022. The Bitcoin BTC price was extracted from CoinMarketCap. The period spans from April 28, 2013 to April 08, 2022. The daily price dynamics are provided in Fig 1a, Fig 1b and Fig 1c. Prices have an increasing trend, but the scale levels are different; S&P 500 and Bitcoin are priced in thousand US dollars and SPY ETF in hundred US dollars. The increasing trend is temporally disrupted in the first quarter of 2020 by the coronavirus pandemic.



(a) Daily price of the S&P 500 (b) Daily price of SPY ETF (c) Daily price of Bitcoin BTC

FIGURE 1. Daily Index Price

Let the number of observations m , and the daily observed price S_j on day t_j with $j = 1, \dots, m$; t_1 is the first observation date (January 04, 2010) and t_m is the last observation date (February 02, 2022). The daily return (y_j) is computed as in (3.1).

$$y_j = \log(S_j/S_{j-1}) \quad j = 2, \dots, m \quad (3.1)$$

As shown in Fig 2, The volatility of each daily return is higher in the First quarter of 2020 amid the coronavirus pandemic and massive disruptions in the global economy. SPY ETF aims to mirror the performance of the S&P 500. Fig 2a and Fig 2b look similar, which is consistent with the goal of SPY ETF.

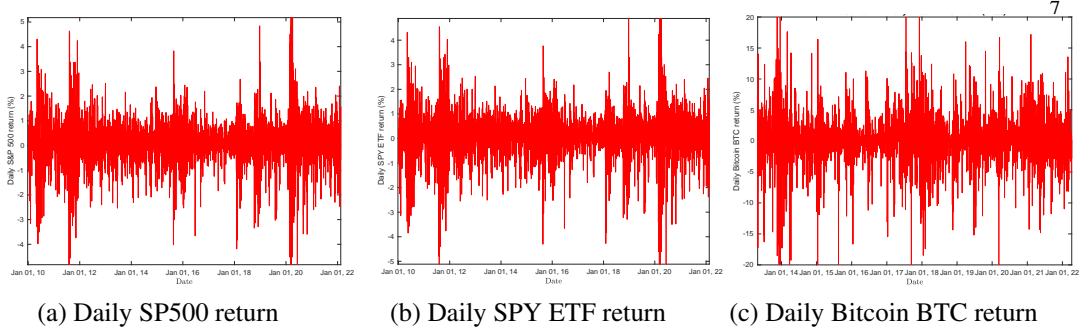


FIGURE 2. Daily SPY ETF Return (%)

Some daily return observations were identified as outliers and removed from the data set to avoid a negative impact on statistics. By assuming the independent, identically distribution of each return in the sample, the method of moments was used to compute statistics based on data without outliers. The data were summarized and provided statistical information in Table 1.

TABLE 1. Summary Statistics

Label	Empirical Statistics		
	S&P 500 return	SPY ETF return	Bitcoin return
Sample size (m)	3046	3046	3264
Mean	0.0501531	0.0546935	0.1790993
Variance	0.9465432	0.9349634	16.2308643
Skewness	-0.3627460	-0.4587793	-0.3368540
Kurtosis	6.4474002	6.4670659	7.9194813

3.2 Review of the Maximum Likelihood Method.

From a probability density function $f(x, V)$ with parameter $V = (\mu, \beta_+, \beta_-, \alpha_+, \alpha_-, \lambda_+, \lambda_-)$ of size $p = 7$ and the sample data x of size m , we define the Likelihood Function and its derivatives as follows:

$$L(x, V) = \prod_{j=1}^m f(x_j, V) \quad l(x, V) = \sum_{j=1}^m \log(f(x_j, V)) \quad (3.2)$$

$$\frac{dl(x, V)}{dV_j} = \sum_{i=1}^m \frac{\frac{df(x_i, V)}{dV_j}}{f(x_i, V)} \quad \frac{d^2l(x, V)}{dV_k dV_j} = \sum_{i=1}^m \left(\frac{\frac{d^2f(x_i, V)}{dV_k dV_j}}{f(x_i, V)} - \frac{\frac{df(x_i, V)}{dV_k}}{f(x_i, V)} \frac{\frac{df(x_i, V)}{dV_j}}{f(x_i, V)} \right) \quad (3.3)$$

In order to perform the Maximum of the likelihood function (3.2), the quantities $\frac{dl(x, V)}{dV_j}$ and $\frac{d^2l(x, V)}{dV_k dV_j}$, which are the first and second order derivative of the density function respectively, must be computed. The quantities $\frac{d^2l(x, V)}{dV_k dV_j}$ in (3.3) are critical in computing the Hessian Matrix and the Fisher Information Matrix.

Given the parameters $V = (\mu, \beta_+, \beta_-, \alpha_+, \alpha_-, \lambda_+, \lambda_-)$ and the sample data set X , we have the

following quantities (3.4) from the previous development and computations

$$I'(X, V) = \left(\frac{dl(x, V)}{dV_j} \right)_{1 \leq j \leq p} \quad I''(X, V) = \left(\frac{d^2l(x, V)}{dV_k dV_j} \right)_{\substack{1 \leq k \leq p \\ 1 \leq j \leq p}} \quad (3.4)$$

The Fractional Fourier Transform (FRFT) technique computes the likelihood function (3.2) and its derivatives (3.4) in the optimization process. The numerical integration technique, called the 12-point rule Composite Newton-Cotes Quadrature Formulas [10] can also be used. See [11, 12] for a short review of the FRFT technique and the choice of FRFT parameters.

we should have a local solution v and a negative semi-definite matrix ($I''(x, V)$) when

$$I'(x, V) = 0 \quad U^T \mathbf{I}''(\mathbf{X}, \mathbf{V}) U \leq 0 \quad \forall U \in \mathbb{R}^p \quad (3.5)$$

The solutions of (3.5) is provided by the Newton–Raphson Iteration Algorithm (3.6).

$$V^{n+1} = V^n - (I''(x, V^n))^{-1} I'(x, V^n) \quad (3.6)$$

For more detail on Maximum likelihood and Newton–Raphson Iteration procedure, see [13].

4. FITTING TEMPERED STABLE DISTRIBUTION RESULTS

The Fractional Fourier Transform (FRFT) technique computes the likelihood function and its derivatives in the optimization process for a given asset return data. See [11, 12] for a short review of the FRFT technique and the choice of FRFT parameters.

The results of the GTS Parameter Estimation are summarised in Table 2. It appears that the scale parameter β , α , and λ are all positive as expected; except β_- for S&P 500 return data, which is negative and suggests that the left side return variable (X_-) can be modelled by a compound Poisson distribution.

TABLE 2. Maximum Likelihood GTS Parameter Estimations

Parameter Estimations per Index				
Model	Parameters	500 SPY ETF return	SPY ETF return	Bitcoin BTC return
GTS	μ	-0.5274011	-0.4145983	0.0284876*
	β_+	0.5174702	0.5235145	-0.2560435
	β_-	-0.0888191	0.1531474	0.3863913
	α_+	0.6735391	0.6365290	1.2868131
	α_-	0.6083026	0.5118005	0.2771887
	λ_+	1.2665066	1.2407793	3.7929526
	λ_-	1.0807322	0.9354772	1.9676313
GBM	μ	0.0501531	0.0546935	0.1790993
	σ	0.9729045	0.9669350	4.0287547

More details regarding the Parameter estimations are provided in Appendix A , Table 5 for S&P 500 return data. The maximization procedure convergences after 26 iterations; The last two columns of the Table 5 show that the relationships (3.5) are met. We have similar results in

Appendix A, Table 5 for SPY ETF and Appendix B, Table 6 for Bitcoin BTC returns. For Bitcoin BTC, the location parameter μ^* in Table 2 was replaced by 0.0665537 in order to align the theoretical and empirical Mean. The estimated parameters in Table 2 was used to compute the cumulants in Table 3.

TABLE 3. Summary Statistics

GTS($\beta_+, \beta_-, \alpha_+, \alpha_-, \lambda_+, \lambda_-$) Statistics			
Label	S&P 500 return	SPY ETF return	Bitcoin return
Mean (κ_1)	0.0414355	0.0489189	0.1790993
Variance (κ_2)	0.9586858	0.9568384	15.5529035
Skewness ($\frac{\kappa_3}{\kappa_2^{3/2}}$)	-0.5843860	-0.6322466	-0.4119871
Kurtosis ($3 + \frac{\kappa_4}{\kappa_2^2}$)	7.2851465	7.6521787	8.2745146

When comparing empirical statistics from the raw data and GTS distribution statistics in Table 1 & 3, It appears that The estimation of the Maximum likelihood over-estimates the Variance, Kurtosis and skewness statistics.

5. KOLMOGOROV-SMIRNOV (KS) ANALYSIS

Given the sample of daily return $\{y_1, y_2 \dots y_m\}$ of size m and the empirical cumulative distribution function (cdf) $F_m(x)$ for each index, the Kolmogorov-Smirnov (KS) test is performed under the null hypothesis (H_0) that the sample $\{y_1, y_2 \dots y_m\}$ comes from the Generalized Tempered Sable (GTS) distribution ($F(x)$). The cumulative distribution function of the theoretical distribution ($F(x)$) needs to be computed. The density function ($f(x)$) does not have a closed-form, the same for the cumulative function ($F(x)$) in (5.2). However, we know the closed form of the Fourier of the density function ($\mathcal{F}[f]$) and the relationship in (5.3) provides the Fourier of the cumulative distribution function ($\mathcal{F}[F]$). The GTS distribution function ($F(x)$) was computed from the inverse of the Fourier of the cumulative distribution ($\mathcal{F}[F]$) in (5.4).

$$Y \sim GTS(\mu, \beta_+, \beta_-, \alpha_+, \alpha_-, \lambda_+, f\lambda_-) \quad (5.1)$$

$$F(x) = \int_{-\infty}^x f(t)dt \quad f \text{ is the density function of } Y \quad (5.2)$$

$$\mathcal{F}[F](x) = \frac{\mathcal{F}[f](x)}{ix} + \pi \mathcal{F}[f](0) \delta(x) \quad (5.3)$$

$$F(x) = \frac{1}{2\pi} \int_{-\infty}^{+\infty} \frac{\mathcal{F}[f](y)}{iy} e^{ixy} dy + \frac{1}{2} \quad (5.4)$$

See Appendix A in [12] for (5.3) proof.

The two-sided Kolmogorov-Smirnov goodness-of-fit statistic (D_m) is defined as follows.

$$D_m = \sup_x |F(x) - F_m(x)| \quad P\text{-value} = \text{prob}(D_m > d_m | H_0) \quad (5.5)$$

where m is the sample size, $F_m(x)$ denotes the empirical cumulative distribution of $\{y_1, y_2 \dots y_m\}$. The distribution of the Kolmogorov's goodness-of-fit measure D_m has been studied extensively

in the literature [14]. It was shown that the D_m distribution is independent of the theoretical distribution ($F(x)$) under the null hypothesis (H_0).

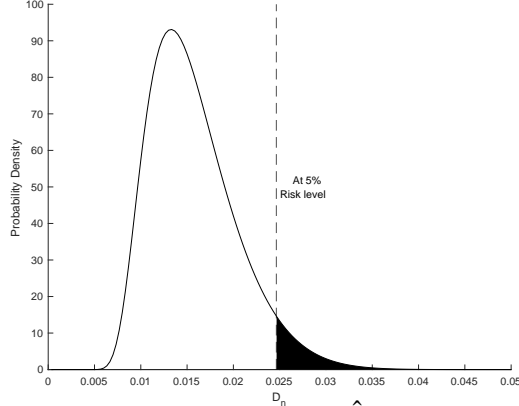


FIGURE 3. Kolmogorov-Smirnov Estimator (\hat{D}_m) probability density ($m = 3048$) under the null hypothesis H_0

More recently, the numerical computation of the exact distribution of D_m was developed in [15] along with the R package (KSgeneral). For $m = 3048$, the probability density function of D_m was computed under the null hypothesis (H_0). As shown in Fig 3, the KS estimator (D_m) is a positively skewed distribution with a mean $\mu = 0.0156$ and a standard deviation $\sigma = 2.7 * 10^{-3}$. At 5% risk level, the risk threshold is $d = 0.0245$ and represented the area in the shaded area under the probability density function in Fig 3.

d_m is the value of the KS estimator (D_m) computed from the sample $\{y_1, y_2 \dots y_m\}$. Based on [16], d_m can be estimated as follows.

$$d_m = \text{Max}(\sup_{0 \leq j \leq P} |F(x_j) - F_m(x_j)|, \sup_{1 \leq j \leq P} |F(x_j) - F_m(x_{j-1})|) \quad (5.6)$$

For the SPY ETF return data, Appendix D shows the detailed computation of the GTS cumulative distribution (F) and empirical cumulative distribution (F_n); and the quantity d_n can be deduced.

$$\sup_{0 \leq j \leq P} |F(x_j) - F_m(x_j)| = \text{max}(1) = 0.0141807 \quad \sup_{1 \leq j \leq P} |F(x_j) - F_m(x_{j-1})| = \text{max}(2) = 0.0225265$$

$$d_n = 0.0225265 \quad P_value = \text{prob}(D_m > d_m | H_0) = 8.95\%$$

For each Index and model, KS-Statistics (d_m) and P_values were computed and summarized in Table 4. See Appendix C, Appendix D and Appendix E for details on the computation of KS-Statistics (d_m).

TABLE 4. Kolmogorov-Smirnov (KS) test

Index	Model	d_m	P_values
S&P500	GTS	0.0231677	7.48%
	GBM	0.0911980	0%
SPY ETF	GTS	0.0225265	8.95%
	GBM	0.0920545	0%
Bitcoin BTC	GTS	0.0264200	2.06%
	GBM	0.1034062	0%

The standard Geometric Brownian motion (GBM) does not fit the S&P 500, SPY ETF and Bitcoin BTC empirical distribution functions $F_m(x)$. The P_values are almost 0%, and the null hypothesis H_0 can not be accepted. The Generalized Tempered Stable distribution fits empirical distribution $F_m(x)$ at a different level of risk. As shown in Table 4. In fact, the P_value is respectively 7.48% for the *S&P500* and 8.95% for the *SPY ETF*. These P_value are higher than the threshold 5%, and we can not reject the null hypothesis that the Generalized Tempered Stable distribution fits the empirical distribution. At 2% risk level, the GTS distribution fits the Bitcoin BTC empirical distribution as well.

The histogram of the daily return for each asset was compared graphically to the GTS and GBM density probability. As shown in Fig 4, GBM in red performs poorly.

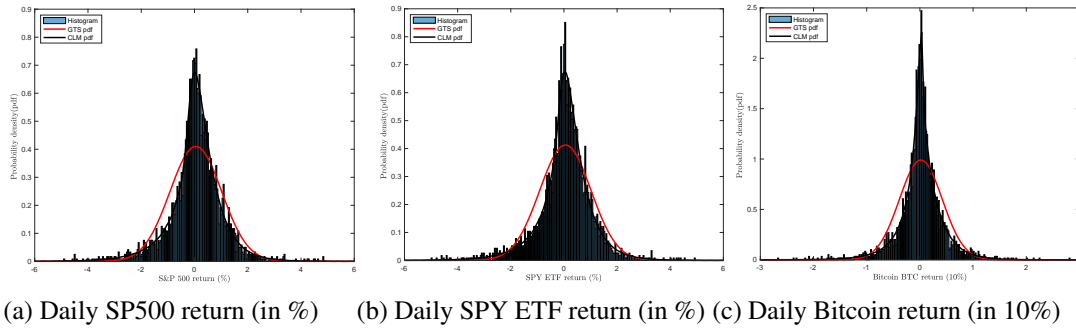


FIGURE 4. Daily Return

6. CONCLUSION

The paper investigates the rich class of GTS distribution, an alternative to Normal distribution and the α -Stable distribution for modelling asset return and many physical and economic systems. We determine the expression of the characteristic exponent of the GTS distribution. We show that the Bilateral Gamma distribution and the Variance-Gamma (VG) distribution are special cases of the GTS distribution when (β_+, β_-) goes to $(0,0)$. Using the characteristic function, we show that the Lévy process driven by a GTS distribution converges asymptotically to a Lévy process driven by a normal distribution. The empirical analysis shows that the GTS distribution fits the underlying distribution of the SPY ETF return. The right side of the Bitcoin BTC return and the left side of the S&P 500 return underlying distributions fit the Tempered Stable distribution. The compound Poisson process models the left side of the Bitcoin BTC return and the right side of the S&P 500 return underlying distributions. The Kolmogorov-Smirnov (KS) goodness-of-fit test shows that the GTS distribution fits the empirical distribution of the sample data at different risk levels.

ACKNOWLEDGEMENT

We would like to thank an anonymous referee for valuable comments and suggestions which lead to the improvement of this version.

REFERENCES

- [1] Sato Ken-Iti. *Lévy processes and infinitely divisible distributions*. Cambridge university press, 1999.
- [2] John P Nolan. *Univariate stable distributions*. Springer, 2020.
- [3] Svetlozar T Rachev, Young Shin Kim, Michele L Bianchi, and Frank J Fabozzi. *Financial models with Lévy processes and volatility clustering*, volume 187. John Wiley & Sons, 2011.
- [4] Michael Grabchak and Gennady Samorodnitsky. Do financial returns have finite or infinite variance? a paradox and an explanation. *Quantitative Finance*, 10(8):883–893, 2010.
- [5] Svetlana Boyarchenko and Sergei Z Levendorskii. *Non-Gaussian Merton-Black-Scholes Theory*, volume 9. World scientific, 2002.
- [6] Szymon Borak, Wolfgang Härdle, and Rafał Weron. Stable distributions. In *Statistical tools for finance and insurance*, pages 21–44. Springer, 2005.
- [7] Uwe Küchler and Stefan Tappe. Tempered stable distributions and processes. *Stochastic Processes and their Applications*, 123(12):4256–4293, 2013.
- [8] A. H. Nzokem. Pricing european options under stochastic volatility models: Case of five-parameter gamma-variance process. ARXIV.2201.03378 [q-fin.PR], 2022.
- [9] Maurice George Kendall et al. The advanced theory of statistics. *The advanced theory of statistics.*, (2nd Ed), 1946.
- [10] Aubain H Nzokem. Numerical solution of a gamma - integral equation using a higher order composite newton-cotes formulas. *Journal of Physics: Conference Series*, 2084(1):012019, 2021.
- [11] A H Nzokem. Gamma variance model: Fractional fourier transform (FRFT). *Journal of Physics: Conference Series*, 2090(1):012094, 2021.
- [12] A. H. Nzokem. Fitting infinitely divisible distribution: Case of gamma-variance model. arXiv 2104.07580 [stat.ME], 2021.
- [13] Paolo Giudici, Geof H Givens, and Bani K Mallick. *Wiley Series in Computational Statistics*. Wiley Online Library, 2013.
- [14] Frank J Massey Jr. The kolmogorov-smirnov test for goodness of fit. *Journal of the American statistical Association*, 46(253):68–78, 1951.
- [15] Dimitrina S Dimitrova, Vladimir K Kaishev, and Senren Tan. Computing the kolmogorov-smirnov distribution when the underlying cdf is purely discrete, mixed, or continuous. *Journal of Statistical Software*, 95(1):1–42, 2020.
- [16] W Kryszewski, J Bartos, W Dyczka, K Królikowska, and M Wasilewski. Rachunek prawdopodobieństwa i statystyka matematyczna w zadaniach. *Cz. II. Statystyka matematyczna*, PWN, Warszawa, 1999.

APPENDIX A. GTS($\beta_+, \beta_-, \alpha_+, \alpha_-, \lambda_+, \lambda_-$) PARAMETERS ESTIMATIONS
BY NEWTON – RAPHSON ITERATION ALGORITHM (3.6)

TABLE 5. GTS($\beta_+, \beta_-, \alpha_+, \alpha_-, \lambda_+, \lambda_-$) Parameters Estimations for S&P 500 data

Iterations	μ	β_+	β_-	α_+	α_-	λ_+	λ_-	Log(ML)	$\ \frac{dLog(ML)}{dV}\ $	MaxEigenValue
1	0	0.5	0.5	0.5	0.5	1	1	-3971.8672	1706.60365	5647.82473
2	-0.0108585	0.49503397	0.4724221	0.47716693	0.38197317	1.00168003	0.68979404	-3946.3049	175.738369	-81.56681
3	-0.0392162	0.47801554	0.47596585	0.5472256	0.40902069	1.09483251	0.75236288	-3942.9159	99.4792028	83.588565
4	-0.0481343	0.48217364	0.49316695	0.56805833	0.40535734	1.11725648	0.74911865	-3942.6834	14.5626224	-4.915284
5	-0.3111668	0.53220067	0.25437508	0.54133299	0.52174772	1.06556933	0.947431	-3949.7853	669.849836	3470.16212
6	-0.3722117	0.5353265	0.2413161	0.5789964	0.46109859	1.11003293	0.85960717	-3943.5893	691.166189	3336.50072
7	-0.3757992	0.53746917	0.27258653	0.59400245	0.45561584	1.15904589	0.85480648	-3942.282	311.024149	1334.31509
8	-0.3720457	0.54080089	0.34703531	0.59877995	0.39874986	1.19012745	0.77333778	-3941.9678	149.436218	456.462452
9	-0.4444434	0.54810179	0.25878792	0.6050535	0.42847021	1.19922515	0.82450996	-3940.7561	60.2708444	28.6684195
10	-0.3441381	0.52272263	0.43004067	0.62442718	0.34439011	1.23644524	0.68635525	-3943.024	124.344571	-24.244076
11	-0.5017613	0.51996381	0.10696263	0.6398709	0.49260319	1.22989815	0.96109059	-3944.2023	750.354439	79.1624455
12	-0.464922	0.52029261	0.16112398	0.64757436	0.45341583	1.244032	0.87562873	-3939.8235	28.3740415	-45.843028
13	-0.4517403	0.50625129	0.10735806	0.66489045	0.50000558	1.26048531	0.93820178	-3939.2922	32.2342218	24.6252342
14	-0.5002366	0.52533523	0.03249099	0.65180095	0.53878505	1.24546973	0.99281121	-3939.0864	15.734157	5.37669567
15	-0.554305	0.52957008	-0.1212493	0.66309258	0.62522975	1.25533267	1.11114322	-3938.9553	20.0970341	-17.832874
16	-0.5456362	0.52724881	-0.1113246	0.66450083	0.62023329	1.25725928	1.09604543	-3938.9055	0.55668317	-5.7529288
17	-0.5290624	0.51842697	-0.0911012	0.67267289	0.60948744	1.26568886	1.08236135	-3938.9017	3.34852458	-4.4085232
18	-0.526767	0.51697167	-0.0887426	0.67410608	0.60833828	1.26707679	1.08074557	-3938.9016	0.05964325	-6.1240703
19	-0.5274084	0.51747602	-0.0888218	0.67353239	0.608303	1.26650004	1.0807331	-3938.9016	0.00739881	-6.1603863
20	-0.5274013	0.51747026	-0.0888194	0.67353905	0.60830278	1.26650655	1.0807325	-3938.9016	4.56E-06	-6.1618571
21	-0.5274012	0.5174702	-0.0888191	0.6735391	0.60830263	1.26650659	1.08073231	-3938.9016	5.66E-07	-6.1618686
22	-0.5274011	0.51747019	-0.0888191	0.6735391	0.6083026	1.2665066	1.08073228	-3938.9016	9.25E-08	-6.1618702
23	-0.5274011	0.51747019	-0.0888191	0.67353911	0.6083026	1.2665066	1.08073227	-3938.9016	1.50E-08	-6.1618705
24	-0.5274011	0.51747019	-0.0888191	0.67353911	0.6083026	1.2665066	1.08073227	-3938.9016	2.45E-09	-6.1618705
25	-0.5274011	0.51747019	-0.0888191	0.67353911	0.6083026	1.2665066	1.08073227	-3938.9016	3.87E-10	-6.1618705
26	-0.5274011	0.51747019	-0.0888191	0.67353911	0.6083026	1.2665066	1.08073227	-3938.9016	6.67E-11	-6.1618705

TABLE 6. GTS($\beta_+, \beta_-, \alpha_+, \alpha_-, \lambda_+, \lambda_-$) Parameters Estimations for SPY ETF data

Iterations	μ	β_+	β_-	α_+	α_-	λ_+	λ_-	Log(ML)	$\ \frac{dLog(ML)}{dV}\ $	MaxEigenValue
1	0.03117789	0.38858855	0.45564901	0.63536034	0.44065667	1.19999352	0.80066172	-3925.3636	71.5597807	-0.271327
2	0.00284966	0.3984325	0.44341049	0.63580752	0.44151872	1.20308769	0.80372187	-3924.9767	64.0358701	-1.3348134
3	-0.0188742	0.40608802	0.43162621	0.63492513	0.44433412	1.20357975	0.80928985	-3924.7491	60.1230479	-1.9189062
4	-0.0428858	0.41425675	0.41901201	0.63456553	0.44678346	1.20502555	0.81447863	-3924.4959	55.6344633	-2.4628347
5	-0.0673489	0.42245611	0.40593159	0.63430173	0.44925856	1.20667157	0.81975434	-3924.2538	51.2562424	-2.9006588
6	-0.0920084	0.43064823	0.39237468	0.6340158	0.45187601	1.20833783	0.82527098	-3924.0284	47.0663973	-3.2476602
7	-0.1169168	0.43885448	0.37825282	0.63368414	0.45468853	1.20999872	0.83110781	-3923.8194	43.0341914	-3.5267786
8	-0.1422131	0.44710211	0.36343322	0.6333181	0.45774079	1.21168158	0.83733848	-3923.6251	39.1128746	-3.757145
9	-0.1680813	0.45542017	0.34774111	0.63294478	0.46108339	1.2134386	0.84404886	-3923.4443	35.2548844	-3.9528906
10	-0.1947404	0.46384084	0.33095347	0.63259883	0.46478049	1.21533585	0.85134731	-3923.2757	31.4143849	-4.1238109
11	-0.2224442	0.47240032	0.31278605	0.6323193	0.46891728	1.21744973	0.8593752	-3923.119	27.5471997	-4.2762154
12	-0.2514828	0.48113769	0.29287359	0.63214977	0.47360991	1.21986745	0.86832067	-3922.9746	23.6109225	-4.4134458
13	-0.2821707	0.49008743	0.2707478	0.63214123	0.4790185	1.2226895	0.87843537	-3922.8441	19.5680604	-4.5357431
14	-0.3147707	0.49925064	0.24584352	0.63235833	0.48535581	1.22602959	0.89004186	-3922.7309	15.4004254	-4.6389257
15	-0.3491421	0.50848776	0.21769799	0.6328892	0.49286573	1.22999006	0.90345435	-3922.6411	11.1634341	-4.711419
16	-0.3832555	0.51712008	0.18716565	0.63384475	0.50147935	1.2345029	0.91839631	-3922.5839	7.14673937	-4.7366424
17	-0.4086577	0.5228833	0.16128441	0.6352204	0.50929013	1.23867111	0.9314548	-3922.564	3.6912078	-4.7507677
18	-0.414826	0.52369643	0.15305883	0.63632818	0.51190794	1.24055798	0.93563502	-3922.5626	0.52220937	-4.824878
19	-0.4145758	0.52350521	0.15317187	0.63653526	0.51178869	1.24078564	0.9354597	-3922.5626	0.00088604	-4.8353435
20	-0.4146011	0.52351555	0.15314403	0.6365283	0.5118022	1.24077848	0.93547969	-3922.5626	4.86E-05	-4.8354104
21	-0.4145979	0.52351432	0.15314792	0.63652914	0.51180025	1.24077938	0.9354768	-3922.5626	6.74E-06	-4.835384
22	-0.4145984	0.52351445	0.15314736	0.63652902	0.51180052	1.24077925	0.93547721	-3922.5626	9.58E-07	-4.8353877
23	-0.4145983	0.52351447	0.15314744	0.63652904	0.51180048	1.24077927	0.93547715	-3922.5626	1.36E-07	-4.8353871
24	-0.4145983	0.52351447	0.15314743	0.63652903	0.51180049	1.24077927	0.93547716	-3922.5626	1.93E-08	-4.8353872
25	-0.4145983	0.52351447	0.15314743	0.63652903	0.51180049	1.24077927	0.93547716	-3922.5626	2.74E-09	-4.8353872

APPENDIX B. GTS($\beta_+, \beta_-, \alpha_+, \alpha_-, \lambda_+, \lambda_-$) PARAMETERS ESTIMATIONS
 BY NEWTON – RAPHSON ITERATION ALGORITHM (3.6)

TABLE 7. GTS($\beta_+, \beta_-, \alpha_+, \alpha_-, \lambda_+, \lambda_-$) Parameters Estimations for Bitcoin BTC

Iterations	μ	β_+	β_-	α_+	α_-	λ_+	λ_-	Log(ML)	$\ \frac{dLog(ML)}{dV} \ $	MaxEigenValue
1	0.21185356	-0.5936847	0.68060815	2.13344539	0.17485904	4.32852817	1.6632197	-1113.2925	391.964759	109.54199
2	0.20179463	-0.5719942	0.66869888	2.06782696	0.17926313	4.25935989	1.68061739	-1112.948	66.3617005	39.7235863
3	0.18488156	-0.4805755	0.64904251	1.67435697	0.18725647	4.04431209	1.7243988	-1113.298	375.115614	47.2580752
4	0.17359957	-0.4599726	0.62737902	1.64512058	0.19924724	4.00532655	1.80054485	-1113.2767	34.0034116	13.7907312
5	0.15654461	-0.3631565	0.60466027	1.33550106	0.21009227	3.80355108	1.86648876	-1113.8264	297.165624	23.4660262
6	0.13118124	-0.3416734	0.54091103	1.31066246	0.24980581	3.76779634	2.10084302	-1115.0936	24.4310009	49.6898202
7	0.14486055	-0.315749	0.59348696	1.25030678	0.2126025	3.71622561	1.91347747	-1113.7821	180.934774	108.783891
8	0.1399394	-0.3372343	0.57983967	1.30817022	0.22012146	3.77107442	1.95427356	-1114.1019	165.610795	111.238333
9	0.15303314	-0.2898121	0.61984905	1.18042657	0.19666685	3.65620563	1.82373228	-1113.2437	112.295332	109.320632
10	0.13765166	-0.4143756	0.54156498	1.403034	0.24576534	3.83152554	2.1182027	-1116.2648	298.891231	-2.6883222
11	0.18774591	-0.4525288	0.66690676	1.52735767	0.17508016	3.88439706	1.71019486	-1113.9763	437.315403	107.595631
12	0.17562803	-0.3592778	0.65262272	1.42764853	0.18368363	3.89411043	1.72592234	-1112.955	83.0224745	40.5213951
13	0.14882596	-0.4516144	0.60073162	1.66123717	0.20679513	4.06133405	1.83650928	-1114.0873	380.134727	106.12196
14	0.12954325	-0.3737113	0.55774286	1.5052174	0.23440489	3.98070814	2.01161037	-1114.5923	13.5446378	358.261188
15	0.12954325	-0.3737113	0.55774286	1.50521741	0.23440489	3.98070814	2.01161037	-1114.5923	13.5446752	358.261165
16	0.11136809	-0.4086764	0.48596519	1.58613638	0.28305539	4.03583984	2.26697478	-1116.9635	147.733252	526.688962
17	0.12533623	-0.3348615	0.53148508	1.26457135	0.25188134	3.76144654	2.109779	-1115.5525	143.542486	110.013233
18	0.13853167	-0.3420257	0.57769937	1.27403169	0.21814618	3.76051003	1.93179229	-1114.395	71.1935231	55.8152238
19	0.17738622	-0.325359	0.6948636	1.2587639	0.14666756	3.73731765	1.49960765	-1115.2856	1079.01388	728.651232
20	0.17469787	-0.3807656	0.68714388	1.412095	0.1497998	3.88180599	1.51311886	-1115.4371	910.072776	502.893685
21	0.1847098	-0.2429199	0.72089295	1.10606834	0.13698821	3.65380218	1.41939093	-1113.842	171.210213	238.336376
22	0.21333164	-0.2440644	0.72527037	1.09118128	0.14531261	3.56782927	1.41202952	-1112.1447	26.6934114	24.4308045
23	0.25113548	-0.3362788	0.7390309	1.23459451	0.14741614	3.67577058	1.44592582	-1112.5698	303.901472	9.42691456
24	0.22359412	-0.3052018	0.71921343	1.21745703	0.15402839	3.67644439	1.50833187	-1112.3588	224.750711	24.5913752
25	0.19026147	-0.2201613	0.69743765	1.0577042	0.1592288	3.55902527	1.54420168	-1112.2835	395.33161	47.7884395
26	0.23292673	-0.3378204	0.70837277	1.16976281	0.16193187	3.57562211	1.53894774	-1113.227	279.910189	194.647629
27	0.2399585	-0.3334919	0.72735061	1.24615036	0.15287456	3.68120516	1.50909169	-1112.4748	81.0761993	27.0253734
28	0.21249005	-0.2905483	0.71227304	1.1860976	0.15468382	3.65242008	1.5015878	-1112.2739	203.264906	12.1315468
29	0.14102866	-0.0791246	0.67003823	0.83000446	0.16424556	3.40368031	1.58528982	-1114.546	1372.85374	124.270582
30	0.1082848	-0.006635	0.64278386	0.79676481	0.17199857	3.32647433	1.64297105	-1111.1103	207.757755	30.8054561
31	0.0876794	-0.0490437	0.62661905	0.80814824	0.16088193	3.26829883	1.46722943	-1108.8795	128.326406	-5.3417254
32	0.01316452	-0.0780727	0.45529181	0.86382546	0.22923146	3.33719874	1.90904187	-1115.4401	1256.73838	373.596109
33	0.01958954	-0.0240587	0.52234278	0.82065599	0.17258955	3.37964539	1.50240856	-1113.0072	670.078883	55.3401823
34	0.06385527	-0.0081873	0.5916158	0.67838564	0.16598843	3.02790403	1.47469101	-1110.0583	511.974986	-6.1782414
35	0.0374931	0.01173006	0.47273861	0.67719242	0.23192756	3.04022907	1.94774885	-1108.4084	280.194621	-1.7245638
36	0.03630355	-0.1313981	0.4498319	0.91439763	0.23886243	3.45056493	1.88576745	-1108.2827	253.405215	-15.570252
37	0.03076358	-0.1107772	0.41731272	0.92250325	0.2614982	3.40674764	1.93598883	-1106.2968	53.3004467	0.13214028
38	0.030769	-0.0629923	0.42463048	0.81826956	0.25806691	3.27428567	1.928183	-1106.4603	11.6791948	-4.8991465
39	0.02918381	-0.1229052	0.40748658	0.93349136	0.26654495	3.42559773	1.94596748	-1106.3175	64.3847793	-7.0895904
40	0.02918381	-0.1229052	0.40748658	0.93349136	0.26654495	3.42559773	1.94596748	-1106.3175	64.3847947	-7.089591
41	0.02909456	-0.1448028	0.40327035	0.98929393	0.26901293	3.48427531	1.9520863	-1106.2039	14.431185	-2.8115629
42	0.02896937	-0.1938617	0.39544851	1.10469849	0.27285254	3.6187121	1.96037675	-1106.1559	41.4854203	-4.5491692
43	0.02883364	-0.2066096	0.39372433	1.14500585	0.27365237	3.65499154	1.96136887	-1106.1117	5.18211371	-1.5902054
44	0.02863356	-0.2392187	0.38872415	1.23337934	0.27609101	3.74550689	1.96606671	-1106.0989	17.6282667	-2.3070486
45	0.02855696	-0.2453947	0.38793488	1.25483435	0.2764497	3.76311933	1.9664082	-1106.0913	1.11489962	-1.0419556
46	0.0284969	-0.2549576	0.38653336	1.28320788	0.27712386	3.78987979	1.96755737	-1106.0904	1.55548752	-1.0203974
47	0.02848866	-0.2559088	0.38641029	1.28640203	0.27717975	3.79257454	1.96761759	-1106.0904	0.22164278	-0.9048086
48	0.02848765	-0.2560435	0.38639135	1.28681314	0.27718869	3.79295257	1.96763128	-1106.0904	0.0003173	-0.9025784
49	0.02848765	-0.2560437	0.3863914	1.28681388	0.27718864	3.79295321	1.96763102	-1106.0904	5.12E-08	-0.9025542
50	0.02848765	-0.2560437	0.3863914	1.28681388	0.27718864	3.79295321	1.96763102	-1106.0904	3.41E-10	-0.9025542

APPENDIX C. S&P 500 RETURN DATA
GTS CUMULATIVE DISTRIBUTION (F) VERSUS EMPIRICAL DISTRIBUTION (\hat{F}_n)

$$(1) = |F(\hat{x}_j) - F_n(\hat{x}_{j-1})|, (2) = |F(\hat{x}_j) - F_n(\hat{x}_j)|, n = 3046$$

x_j	$n_{-}(j)$	$F_n(\hat{x}_j)$	$F(\hat{x}_j)$	(1)	(2)	x_j	$n_{-}(j)$	$F_n(\hat{x}_j)$	$F(\hat{x}_j)$	(1)	(2)	x_j	$n_{-}(j)$	$F_n(\hat{x}_j)$	$F(\hat{x}_j)$	(1)	(2)
-5.15	0	0	0.00096927	0.00096927	0.00096927	-1.7222	6	0.04661852	0.04466376	1.50E-05	0.00195476	1.7056	6	0.96946815	0.96329883	0.00419953	0.00616933
-5.1106	0	0	0.0010153	0.0010153	0.0010153	-1.6828	9	0.04957321	0.04667203	5.35E-05	0.00290118	1.745	7	0.97176625	0.96537441	0.00409375	0.00639184
-5.0712	0	0	0.00105086	0.00105086	0.00105086	-1.6434	9	0.05252791	0.04881667	0.00075655	0.00371124	1.7844	4	0.97307945	0.96734009	0.00442535	0.00573855
-5.0318	0	0	0.00107641	0.00107641	0.00107641	-1.604	9	0.0554826	0.0511055	0.00142241	0.0043771	1.8238	3	0.97406345	0.96921271	0.00386674	0.00485164
-4.9924	0	0	0.00109407	0.00109407	0.00109407	-1.5646	7	0.0577807	0.05354802	0.00191478	0.00423987	1.8632	6	0.97603414	0.97186382	0.00220052	0.00417032
-4.953	0	0	0.00110734	0.00110734	0.00110734	-1.5252	8	0.06040709	0.05611954	0.00166115	0.00428755	1.9026	6	0.97800394	0.97353351	0.00250064	0.00447043
-4.9136	1	0.0003283	0.00112066	0.00112066	0.00079236	-1.4858	7	0.06270519	0.06023916	0.00016793	0.00246602	1.942	1	0.97833224	0.9751252	0.00287874	0.00320704
-4.8742	0	0.0003283	0.00113879	0.00081049	0.00081049	-1.4464	14	0.06730138	0.0631579	0.00043271	0.00416348	1.9814	3	0.97931714	0.97665384	0.00169664	0.00268133
-4.8348	0	0.0003283	0.00118455	0.00085625	0.00085625	-1.407	5	0.06894288	0.06614648	0.011549	0.0027964	2.0208	4	0.98063033	0.97860906	0.00125618	0.00256938
-4.7954	0	0.0003283	0.00123208	0.00090378	0.00090378	-1.3676	9	0.07189757	0.06925794	0.00031507	0.00263963	2.0602	3	0.98161523	0.97939607	0.00123426	0.00221916
-4.756	0	0.0003283	0.00129496	0.00096666	0.00096666	-1.3282	8	0.07452397	0.07247085	0.00057328	0.00205312	2.0996	3	0.98260013	0.98063804	0.0009772	0.0019621
-4.7166	0	0.0003283	0.00137267	0.00104437	0.00104437	-1.2888	9	0.07747866	0.07579096	0.001267	0.0016877	2.139	3	0.98358503	0.98178608	0.00081405	0.00179895
-4.6772	0	0.0003283	0.00146296	0.00113466	0.00113466	-1.2494	15	0.08240315	0.07923214	0.00175348	0.00317101	2.1784	3	0.98456993	0.98284251	0.00074252	0.00172742
-4.6378	0	0.0003283	0.00156215	0.00123385	0.00123385	-1.21	14	0.08699934	0.08281619	0.00041304	0.00418315	2.2178	2	0.98522653	0.98426825	0.00031680	0.00095827
-4.5984	1	0.0006566	0.00166561	0.00133731	0.00109091	-1.1706	11	0.09061064	0.08657168	0.00042766	0.00403895	2.2572	4	0.98635792	0.98452602	0.00010051	0.00141371
-4.559	0	0.0006566	0.00176846	0.00111886	0.00111886	-1.1312	14	0.09520683	0.09295939	0.00198875	0.00260744	2.2966	2	0.98719632	0.98592266	0.00061706	0.00127366
-4.5196	3	0.0016415	0.00186621	0.00120961	0.00022471	-1.0918	13	0.09947472	0.09691119	0.00172437	0.00254353	2.336	3	0.98818122	0.98620267	0.00052615	0.00117105
-4.4802	0	0.0016415	0.0019621	0.00035471	0.00035471	-1.0524	13	0.10374261	0.10155054	0.00207582	0.00219207	2.3754	2	0.98883782	0.98737991	0.00080131	0.00145791
-4.4408	1	0.0019698	0.0020698	0.0004283	0.0001	-1.0113	9	0.10869731	0.10648235	0.00273974	0.00021495	2.4148	1	0.98916612	0.98806152	0.0007763	0.0011046
-4.4014	0	0.0019698	0.00213384	0.0016404	0.00016404	-0.9736	19	0.11295	0.11174304	0.00504573	0.0019196	2.4542	2	0.98982722	0.98872199	0.0004413	0.00110073
-4.362	0	0.0019698	0.00219121	0.00022141	0.00022141	-0.9342	15	0.11785949	0.11733944	0.00440444	0.00052005	2.4936	1	0.99015102	0.9893652	0.00045752	0.00078582
-4.3226	0	0.0019698	0.00224663	0.00027651	0.00027651	-0.8948	16	0.12311228	0.12326921	0.00540972	0.00015693	2.533	1	0.99047932	0.98999181	0.0001592	0.0004785
-4.2832	0	0.0019698	0.00230445	0.00033465	0.00033465	-0.8554	25	0.13131976	0.12952276	0.00641048	0.001797	2.5724	1	0.99080762	0.99059558	0.00012026	0.00020804
-4.2438	0	0.0019698	0.00237122	0.00040142	0.00040142	-0.816	25	0.13952725	0.13608677	0.00476701	0.00344048	2.6118	2	0.99146422	0.99146575	0.00065814	1.54E-06
-4.2044	1	0.0022981	0.00245168	0.00048188	0.00015358	-0.7766	20	0.14699324	0.14294887	0.00342163	0.00314436	2.6512	1	0.99179251	0.99200445	0.00054204	0.00021194
-4.165	0	0.0022981	0.00254969	0.00025159	0.00025159	-0.7372	25	0.15430072	0.15379139	0.00769815	0.00050933	2.6906	0	0.99179251	0.99250561	0.00071309	0.00071309
-4.1256	0	0.0022981	0.00263737	0.00036928	0.00036928	-0.6978	26	0.16283651	0.16140153	0.0071008	0.00143498	2.73	0	0.99179251	0.99296504	0.00117253	0.00117253
-4.0862	0	0.0022981	0.0028041	0.00058232	0.00058232	-0.6584	32	0.17334209	0.16935437	0.00651787	0.00398771	2.7694	1	0.99212081	0.99338073	0.0015821	0.00125991
-4.0468	1	0.0026264	0.00304323	0.00074513	0.00016683	-0.619	27	0.18220617	0.17707761	0.00436552	0.00449856	2.8088	1	0.99244911	0.99375323	0.0004413	0.00130412
-4.0074	1	0.00295469	0.003321766	0.00059126	0.00026296	-0.5796	34	0.19336835	0.1865434	0.00433723	0.00682495	2.8482	1	0.9927774	0.99408755	0.00163664	0.00130834
-3.968	0	0.00295469	0.00339831	0.00044361	0.00044361	-0.5402	26	0.20190414	0.19959725	0.0025989	0.00593689	2.8876	2	0.99343401	0.99438385	0.00160643	0.00094983
-3.9286	0	0.00295469	0.0035796	0.0006249	0.0006249	-0.5008	38	0.21437951	0.210610425	0.00420011	0.00827527	2.927	1	0.99376231	0.99465475	0.0012074	0.00089244
-3.8892	0	0.00295469	0.00375663	0.00080193	0.00080193	-0.4614	28	0.2235719	0.21709278	0.00271327	0.00647912	2.9664	0	0.99376231	0.99502781	0.0012655	0.0012655
-3.8498	1	0.00328299	0.004032588	0.00097119	0.00064289	-0.422	41	0.2303271	0.22907608	0.00550419	0.00795609	3.0058	1	0.99409061	0.99526557	0.00150326	0.00114796
-3.8104	0	0.00328299	0.00409858	0.0008028	0.0008028	-0.3826	46	0.25213395	0.24921415	0.01218198	0.00291979	3.0452	0	0.99409061	0.99550186	0.00141125	0.00141125
-3.771	1	0.00361129	0.00423707	0.00095408	0.00062578	-0.3432	52	0.26920552	0.26425046	0.01211651	0.00495506	3.0846	2	0.99474721	0.99574057	0.00164996	0.00099336
-3.7316	0	0.00361129	0.00445477	0.00084348	0.00084348	-0.3038	60	0.28890348	0.28067169	0.01146617	0.00823179	3.124	0	0.99474721	0.99598311	0.00123591	0.00123591
-3.6922	1	0.00393959	0.00460141	0.00099011	0.00066181	-0.2644	46	0.30400525	0.29851582	0.00961234	0.00548944	3.1634	0	0.99474721	0.99622838	0.00148117	0.00148117
-3.6528	0	0.00393959	0.0047568	0.0008172	0.0008172	-0.225	64	0.32501641	0.31777404	0.01376879	0.00724237	3.2028	1	0.99507551	0.99647306	0.0012585	0.00139755
-3.6134	2	0.00459619	0.00492764	0.00098805	0.00033145	-0.1856	78	0.35062377	0.33887874	0.01337098	0.01226337	3.2422	0	0.99507551	0.99671206	0.00163675	0.00163675
-3.574	0	0.00459619	0.00511987	0.00052368	0.00052368	-0.1462	78	0.37623112	0.36024669	0.00962292	0.01598443	3.2816	1	0.99540081	0.99694033	0.00184842	0.00136562
-3.5346	1	0.00492449	0.00533783	0.00074164	0.00041334	-0.1068	77	0.40151018	0.38319596	0.00696484	0.01831422	3.321	2	0.99600641	0.99724963	0.00184582	0.00118922
-3.4952	0	0.00492449	0.00558372	0.00065922	0.00065922	-0.0674	86	0.42974393	0.40703907	0.00552889	0.02270486	3.3604	3	0.99704531	0.99742784	0.00136743	0.00083253
-3.4558	2	0.00558109	0.00585728	0.00093279	0.00027619	-0.028	87	0.45830598	0.43973755	0.01423362	0.01432843	3.3998	0	0.99704531	0.99781251	0.00053581	0.00053581
-3.4164	1	0.00590939	0.00615585	0.00057476	0.00024646	0.0114	85	0.48621142	0.46902306	0.01071708	0.01718837	3.4392	0	0.99704531	0.99770974	0.00066444	0.00066444
-3.377	1	0.00623769	0.00647475	0.00056536	0.00023706	0.0508	91	0.51608667	0.49400987	0.00789844	0.0219768	3.4786	0	0.99704531	0.99781621	0.00077091	0.00077091
-3.3376	0	0.00623769	0.00697786	0.00074017	0.00074017	0.0902	74	0.54038083	0.51899675	0.00291008	0.02138408	3.518	0	0.99704531	0.99790949	0.00085959	0.00085959
-3.2982	2	0.00689429	0.00732044	0.00108275	0.00042615	0.1296	72	0.56401838	0.54344443	0.0039836	0.0305395	3.5574	0	0.99704531	0.99798148	0.00093617	0.00093617
-3.2588	2	0.00752589	0.00766235	0.00076806	0.00011147	0.169	80	0.59028234	0.56732421	0.00350582	0.02295813	3.5968	0	0.99704531	0.9980522	0.00106989	0.00106989
-3.2194	0	0.00755089	0.00800001	0.00044922	0.00044922	0.2084	71	0.61359116	0.5902383	0.00014149	0.02316777	3.6362	0	0.99704531	0.99812305	0.0107775	0.0107775
-3.18	2	0.00820749	0.00833267	0.00078178	0.00012518	0.2478	54	0.63131976	0.61264505	0.00094115	0.01866932	3.6756	0	0.99704531	0.99819904	0.00115373	0.00115373
-3.1406	2	0.00868408															

APPENDIX D. SPY ETF RETURN DATA
 GTS CUMULATIVE DISTRIBUTION (F) VERSUS EMPIRICAL DISTRIBUTION (\hat{F}_n)
 $(1) = |F(\hat{x}_j) - F_n(\hat{x}_{j-1})|, (2) = |F(\hat{x}_j) - F_n(\hat{x}_j)| n = 3046$

x_j	n_j	$F_n(\hat{x}_j)$	$F(\hat{x}_j)$	(1)	(2)	x_j	n_j	$F_n(\hat{x}_j)$	$F(\hat{x}_j)$	(1)	(2)	x_j	n_j	$F_n(\hat{x}_j)$	$F(\hat{x}_j)$	(1)	(2)
-5.15	0	0	0.001058	0.001058	0.001058	-1.748	2	0.04497702	0.0427068	0.00161362	0.00227022	1.654	8	0.96717006	0.96017174	0.00437192	0.00699832
-5.1122	0	0	0.0011651	0.0011651	0.0011651	-1.702	8	0.04760341	0.04457001	0.00040701	0.0030334	1.6918	7	0.96946815	0.96245719	0.00471287	0.00701097
-5.0744	0	0	0.00116784	0.00116784	0.00116784	-1.6724	8	0.05022981	0.04654588	0.00105753	0.00368392	1.7296	6	0.97143795	0.964592	0.00487616	0.00684596
-5.0366	0	0	0.00121066	0.00121066	0.00121066	-1.6346	10	0.0535128	0.04864851	0.0015813	0.0048643	1.7674	5	0.97307945	0.96659508	0.00484287	0.00648437
-4.9988	1	0.0003283	0.00124504	0.00124504	0.00091675	-1.5968	3	0.0544977	0.05088868	0.00262412	0.00369092	1.8052	4	0.97439265	0.96848431	0.00459514	0.00590833
-4.9721	0	0.0003283	0.00124504	0.00124504	0.00094421	-1.559	6	0.0564675	0.05327299	0.00122471	0.00319451	1.843	3	0.97537754	0.97113776	0.00325488	0.00423978
-4.9232	0	0.0003283	0.00129582	0.00096752	0.00096752	-1.5212	6	0.05843729	0.05580341	0.00066409	0.00263389	1.8808	3	0.97636244	0.97280288	0.00257466	0.00355956
-4.8854	0	0.0003283	0.00131863	0.00099033	0.00099033	-1.4834	13	0.06270519	0.05847767	0.0004094	0.0022751	1.9186	7	0.97866054	0.97439293	0.00196951	0.00242671
-4.8476	0	0.0003283	0.00134503	0.00101673	0.00101673	-1.4456	6	0.06467498	0.06129027	0.00141492	0.00338471	1.9564	3	0.97964544	0.97591047	0.00275007	0.00373497
-4.8098	1	0.0006566	0.00137895	0.00105065	0.00072235	-1.4078	8	0.06730138	0.06423404	0.00044094	0.00306734	1.9942	3	0.98063033	0.97735492	0.00229502	0.00327542
-4.772	0	0.0006566	0.00142366	0.00076706	0.00076706	-1.37	12	0.07124097	0.06730214	0.00093883	0.002563	2.032	3	0.98161523	0.97872351	0.00190883	0.00289172
-4.7342	0	0.0006566	0.00148128	0.00082469	0.00082469	-1.3322	7	0.07353907	0.0704902	0.00075077	0.00304887	2.0698	2	0.98227183	0.9801251	0.00160272	0.00225932
-4.6964	0	0.0006566	0.00155253	0.00089593	0.00089593	-1.2944	12	0.07747866	0.07379827	0.0002592	0.00368039	2.1076	2	0.98292843	0.98121845	0.0005338	0.0017098
-4.6586	0	0.0006566	0.00163654	0.00097994	0.00097994	-1.2566	10	0.08076165	0.07723239	0.00024627	0.00352926	2.1454	5	0.98456993	0.98233924	0.00058919	0.00223069
-4.6208	2	0.0013132	0.00171033	0.00107445	0.00041785	-1.2188	10	0.08404465	0.08008551	0.0004396	0.00323914	2.1832	3	0.98555483	0.98337504	0.00119489	0.00217979
-4.583	0	0.0013132	0.00183266	0.00051946	0.00051946	-1.181	11	0.08765594	0.08453748	0.00049283	0.00311846	2.221	3	0.98653972	0.98432872	0.0012261	0.002211
-4.5452	1	0.0016415	0.00193732	0.00062412	0.00029582	-1.1432	14	0.09225213	0.08845428	0.00079834	0.00379785	2.2588	2	0.98719632	0.98520596	0.00133377	0.00199037
-4.5074	0	0.0016415	0.00204809	0.00039939	0.00039939	-1.1056	14	0.09684833	0.09258633	0.0003342	0.004262	2.2966	1	0.98752462	0.98601483	0.00118149	0.00150979
-4.4696	0	0.0016415	0.00213976	0.00049826	0.00049826	-1.0672	12	0.10078792	0.09696818	0.00011786	0.00382174	2.3344	1	0.98785292	0.98676516	0.00075946	0.00108776
-4.4318	2	0.0022981	0.00223136	0.00058986	6.67E-05	-1.0298	14	0.10538411	0.10162588	0.00083796	0.00375823	2.3722	2	0.98850952	0.98746572	0.0003854	0.001042
-4.394	0	0.0022981	0.00231456	1.65E-05	1.65E-05	-0.992	11	0.1089954	0.10659427	0.00121016	0.00240114	2.41	2	0.98916612	0.98813223	0.00037729	0.00103389
-4.3562	0	0.0022981	0.00239898	9.18E-05	9.18E-05	-0.9542	17	0.11457649	0.11189476	0.00289935	0.00268174	2.4478	3	0.99015102	0.98876828	0.00039784	0.00138274
-4.3184	1	0.0026264	0.00245947	0.00016137	0.00016693	-0.9164	16	0.11982928	0.1175438	0.0029673	0.0028549	2.4856	0	0.99015102	0.98938258	0.00076844	0.00076844
-4.2806	1	0.0029569	0.00252683	9.96E-05	0.00042786	-0.8786	18	0.12573867	0.12355064	0.00372118	0.00218821	2.5234	2	0.99080762	0.98979935	0.00017167	0.00083227
-4.2428	0	0.0029569	0.00259642	0.00035827	0.00035827	-0.8408	20	0.13230466	0.12991728	0.00417861	0.0028378	2.5612	2	0.99146422	0.9906	0.00024762	0.00092421
-4.205	0	0.0029569	0.00267304	0.00028166	0.00028166	-0.803	20	0.13887065	0.13664239	0.00433773	0.0022826	2.599	0	0.99146422	0.99112329	0.00034093	0.00034093
-4.1672	0	0.0029569	0.00276118	0.00019351	0.00019351	-0.7652	18	0.14478004	0.14372285	0.0048522	0.00105719	2.6368	1	0.99179251	0.99166585	0.00020163	0.00012667
-4.1294	0	0.0029569	0.00286446	9.02E-05	9.02E-05	-0.7274	22	0.15200263	0.15115886	0.00637882	0.00084376	2.6746	1	0.99212081	0.992138	0.00039049	6.22E-05
-4.0916	0	0.0029569	0.00298509	3.04E-05	3.04E-05	-0.6896	29	0.16152331	0.15895848	0.00695585	0.00256483	2.7124	0	0.99212081	0.99266067	0.00054885	0.00054885
-4.0538	0	0.0029569	0.00312358	0.00016888	0.00016888	-0.6518	35	0.17301379	0.16714216	0.00561885	0.00587163	2.7502	1	0.99249111	0.9931213	0.00100049	0.00067219
-4.016	0	0.0029569	0.00327866	0.00032396	0.00032396	-0.614	19	0.1925148	0.1754762	0.00273293	0.00350476	2.788	0	0.99249111	0.99353476	0.00108564	0.00108564
-3.9782	0	0.0029569	0.00344746	0.00049276	0.00049276	-0.5762	36	0.19107026	0.18482802	0.00557655	0.00624223	2.8258	2	0.99310571	0.99390875	0.00145974	0.00083014
-3.9404	0	0.0029569	0.00362591	0.00067122	0.00067122	-0.5384	23	0.19826114	0.1944619	0.00339165	0.00415924	2.8636	1	0.99343401	0.99424471	0.001139	0.0008107
-3.9026	0	0.0029569	0.00380933	0.00085464	0.00085464	-0.5006	33	0.20945502	0.20474305	0.00612191	0.00471198	2.9014	1	0.99376231	0.99454571	0.001117	0.0007834
-3.8648	1	0.00328299	0.00399309	0.0010384	0.0010384	-0.4628	28	0.21864741	0.21578159	0.00632657	0.00286581	2.9392	1	0.99409061	0.99481717	0.0005486	0.00072656
-3.827	1	0.00361129	0.0041733	0.00089031	0.00056201	-0.425	40	0.23177938	0.22769759	0.00905018	0.00408179	2.977	2	0.99474721	0.99505658	0.00010750	0.00031847
-3.7892	1	0.00393959	0.00437442	0.00073613	0.00040783	-0.3872	46	0.24688116	0.24061355	0.00883416	0.00626761	3.0148	0	0.99474721	0.99529884	0.00055119	0.00055119
-3.7514	0	0.00393959	0.00451468	0.00057509	0.00057509	-0.3494	50	0.26329613	0.25464564	0.00776449	0.00865048	3.0526	0	0.99474721	0.99552213	0.00077492	0.00077492
-3.7136	0	0.00393959	0.0047558	0.0008162	0.0008162	-0.3116	59	0.28266579	0.26989423	0.0065981	0.01271753	3.0904	1	0.99507551	0.99574258	0.00099537	0.00066707
-3.6758	1	0.00426789	0.00491506	0.00097547	0.00064717	-0.2738	44	0.29711097	0.28643446	0.00376867	0.01067651	3.1282	0	0.99507551	0.9959637	0.00088819	0.00088819
-3.638	0	0.00426789	0.00507897	0.00081107	0.00081107	-0.236	44	0.31155614	0.30430786	0.0071969	0.00724828	3.166	1	0.99540381	0.99618732	0.0011181	0.00078351
-3.6002	1	0.00459619	0.00525329	0.0009854	0.00065071	-0.1982	74	0.3358503	0.32351563	0.01195949	0.01234466	3.2038	1	0.99573211	0.99641307	0.00100926	0.00068096
-3.5624	0	0.00459619	0.005437	0.00084751	0.00084751	-0.1604	66	0.35751806	0.3440143	0.008164	0.01350376	3.2416	0	0.99573211	0.99663855	0.00090064	0.00090064
-3.5246	1	0.00492449	0.00565498	0.00105879	0.00073049	-0.1226	88	0.3864084	0.36571427	0.00819621	0.02069413	3.2794	4	0.99704531	0.99685894	0.00112773	0.00018546
-3.4868	3	0.00525279	0.00585985	0.00096596	0.00063766	-0.0848	70	0.40938936	0.38848145	0.0027305	0.02097991	3.3172	0	0.99704531	0.99707215	2.68E-05	2.68E-05
-3.449	0	0.00525279	0.00611539	0.0008987	0.0008987	-0.047	77	0.43466842	0.41214188	0.00275252	0.02252653	3.355	0	0.99704531	0.99727058	0.00022527	0.00022527
-3.4112	2	0.00590939	0.00643735	0.00118456	0.00052796	-0.0092	89	0.46388707	0.4488492	0.01418078	0.01503786	3.3928	1	0.9973736	0.99740858	0.00040558	0.00040558
-3.3734	1	0.00623769	0.00674532	0.00083593	0.00050764	0.0286	98	0.49606601	0.47379232	0.00990525	0.02226809	3.4306	0	0.9973736	0.99761012	0.00023651	0.00023651
-3.3356	0	0.00623769	0.0070711	0.00083341	0.00083341	0.0664	74	0.52035456	0.49882807	0.00276946	0.02152469	3.4684	0	0.9973736	0.9977471	0.00037349	0.00037349
-3.2978	2	0.00689429	0.00740942	0.00117173	0.00051513	0.1042	64	0.54136573	0.52372405	0.00336948	0.01764168	3.5062	0	0.9973736	0.99786257	0.00048896	0.00048896
-3.26	0	0.00689429	0.00775488	0.00086059	0.00086059	0.142	75	0.56598818	0.5485523	0.00688727	0.01773519	3.544	0	0.9973736	0.99795915	0.00058555	0.00058555
-3.2222	1	0.00722259	0.00810273	0.00120845	0.00088015	0.1798	68	0.58831254	0.57								

APPENDIX E. BITCOIN BTC RETURN DATA

GTNS CUMULATIVE DISTRIBUTION (F) VERSUS EMPIRICAL DISTRIBUTION (\hat{F}_n)

$$(1) = |F(\hat{x}_j) - F_n(\hat{x}_{j-1})|, (2) = |F(\hat{x}_j) - F_n(\hat{x}_j)|, n = 3267$$

x_j	n_j	$F_n(\hat{x}_j)$	$F(\hat{x}_j)$	(1)	(2)	x_j	n_j	$F_n(\hat{x}_j)$	$F(\hat{x}_j)$	(1)	(2)	x_j	n_j	$F_n(\hat{x}_j)$	$F(\hat{x}_j)$	(1)	(2)
-2.602	0	0.00061218	0.00014873	0.00046346	0.00046346	-0.9222	2	0.02142639	0.01842616	0.0238804	0.00300022	0.6376	14	0.9102541	0.94926001	0.00251988	0.00176539
-2.5838	0	0.00061218	0.0003145	0.00029768	0.00029768	-0.964	0	0.02142639	0.01965368	0.0017727	0.0017727	0.6558	6	0.95286195	0.95263798	0.00161257	0.00022397
-2.5656	0	0.00061218	0.00048303	0.00012915	0.00012915	-0.9458	2	0.02203857	0.02080114	0.0062524	0.00123742	0.674	11	0.95622896	0.95601614	0.00315419	0.00021282
-2.5474	0	0.00061218	0.00063146	1.93E-05	1.93E-05	-0.9276	6	0.02387511	0.0218493	0.00018926	0.00202581	0.6922	5	0.95775941	0.95934677	0.00311781	0.00158735
-2.5292	0	0.00061218	0.00073969	0.00012751	0.00012751	-0.9094	3	0.02479339	0.02280286	0.00107256	0.00199083	0.7104	9	0.96051423	0.96256256	0.00480315	0.00204832
-2.511	0	0.00061218	0.0007934	0.00018122	0.00018122	-0.8912	4	0.02601775	0.02366259	0.0011035	0.00232787	0.7286	9	0.96326905	0.96558926	0.00507503	0.00232021
-2.4928	0	0.00061218	0.0007863	0.00017411	0.00017411	-0.873	1	0.02632384	0.02456219	0.00145557	0.00176166	0.7468	5	0.96479951	0.96835845	0.00508939	0.00355894
-2.4746	0	0.00061218	0.00072114	0.00010896	0.00010896	-0.8548	3	0.02724212	0.0254863	0.00083755	0.00175582	0.765	5	0.96632997	0.97018187	0.00601916	0.0044887
-2.4564	0	0.00061218	0.00060954	2.65E-06	2.65E-06	-0.8366	3	0.02816039	0.02653638	0.00070574	0.00162401	0.7832	5	0.96786042	0.97294351	0.00661354	0.00580308
-2.4382	0	0.00061218	0.00047029	0.00014189	0.00014189	-0.8184	8	0.03060912	0.02778394	0.00037645	0.00282518	0.8014	4	0.96908479	0.97294351	0.00508308	0.00385872
-2.42	0	0.00061218	0.00032678	0.00028541	0.00028541	-0.8002	4	0.03183349	0.02928779	0.00132133	0.0025457	0.8196	6	0.97092133	0.97475556	0.00560757	0.00381422
-2.4018	0	0.00061218	0.00020352	0.00040866	0.00040866	-0.782	7	0.03397612	0.03108554	0.00074795	0.00289058	0.8378	3	0.97183961	0.97622599	0.00530466	0.00438638
-2.3836	1	0.00091827	0.00012259	0.00048959	0.00079568	-0.7638	5	0.03550658	0.03108554	0.00289058	0.00442104	0.856	3	0.97275788	0.97747	0.00563039	0.00471211
-2.3654	0	0.00091827	0.00010025	0.00081802	0.00081802	-0.7456	5	0.03703704	0.03318794	0.00231864	0.0038499	0.8742	5	0.97428834	0.97853891	0.00578103	0.00425057
-2.3472	0	0.00091827	0.00014445	0.00077378	0.00077378	-0.7274	6	0.03887358	0.0355702	0.00146001	0.00329656	0.8924	2	0.97490052	0.97951033	0.005222	0.00460981
-2.329	1	0.00122436	0.0002537	0.00066457	0.00097067	-0.7092	6	0.04071013	0.0382085	0.00066504	0.00250158	0.9106	4	0.97612489	0.98045774	0.00555722	0.0043286
-2.3108	0	0.00122436	0.0002537	0.00097067	0.00097067	-0.691	6	0.04254668	0.04101862	0.00030849	0.00152806	0.9288	3	0.97704316	0.98141005	0.00531617	0.00439789
-2.2926	0	0.00122436	0.00041673	0.00080764	0.00080764	-0.6728	12	0.04621977	0.04393372	0.00138704	0.00228606	0.947	7	0.9791858	0.98249498	0.00546632	0.00313669
-2.2744	0	0.00122436	0.00061444	0.00060993	0.00060993	-0.6546	8	0.04866885	0.04688279	0.00066301	0.00178571	0.9652	6	0.98102234	0.98364763	0.00446183	0.00262528
-2.2562	0	0.00122436	0.00082241	0.00040195	0.00040195	-0.6364	16	0.05356596	0.04980804	0.00114134	0.00375612	0.9834	4	0.98224671	0.98487515	0.00385281	0.00262844
-2.238	0	0.00122436	0.00110449	0.00020987	0.00020987	-0.6182	8	0.05601469	0.0526812	0.00088084	0.00332957	1.0016	5	0.98377717	0.98615003	0.00390333	0.00232787
-2.2198	0	0.00122436	0.00116669	5.77E-05	5.77E-05	-0.6	16	0.06091215	0.05551319	0.0005015	0.00539896	1.0198	3	0.98469544	0.98742473	0.0036457	0.0027293
-2.2016	0	0.00122436	0.00126676	3.64E-05	3.64E-05	-0.5818	7	0.06305479	0.05833656	0.00257559	0.00471823	1.038	4	0.9859198	0.98864432	0.00394888	0.00272451
-2.1834	0	0.00122436	0.00128709	6.27E-05	6.27E-05	-0.5636	12	0.06672788	0.06123402	0.00182077	0.00549386	1.0562	1	0.98622599	0.98975527	0.00383547	0.00352938
-2.1652	1	0.00153046	0.00124621	2.18E-05	0.00028424	-0.5454	11	0.07009489	0.0643137	0.00241419	0.00578119	1.0744	2	0.98683808	0.99071377	0.00448788	0.00387569
-2.147	0	0.00153046	0.00114901	0.00038145	0.00038145	-0.5272	16	0.07492325	0.06770144	0.00239345	0.00279091	1.0926	5	0.98836853	0.99149218	0.0046541	0.00312365
-2.1288	0	0.00153046	0.00101523	0.00051523	0.00051523	-0.509	8	0.07744108	0.07152603	0.00346631	0.00591504	1.1108	3	0.98928681	0.99149218	0.00312365	0.0020537
-2.1106	0	0.00153046	0.0007074	0.00065972	0.00065972	-0.4908	12	0.08111417	0.07590323	0.00153784	0.00521094	1.129	1	0.9895929	0.99208297	0.00279617	0.00249008
-2.0924	2	0.00214264	0.0007438	0.00078666	0.00139884	-0.4726	12	0.08478727	0.08092079	0.0019338	0.00386648	1.1472	2	0.9902508	0.99249958	0.00290668	0.0022945
-2.0742	0	0.00214264	0.00066091	0.00148172	0.00148172	-0.4544	9	0.08754209	0.08092079	0.00386648	0.0066213	1.1654	1	0.99051117	0.99277413	0.00265905	0.0026296
-2.056	0	0.00214264	0.00064288	0.00149976	0.00149976	-0.4362	19	0.09357872	0.08662696	0.00091513	0.00673086	1.1836	2	0.99112335	0.99295261	0.00244144	0.00439789
-2.0378	0	0.00214264	0.00070158	0.00144106	0.00144106	-0.418	13	0.09733701	0.09302436	0.00033346	0.00431265	1.2018	3	0.99204163	0.99308807	0.00196471	0.00104644
-2.0196	1	0.00244873	0.00083807	0.00130457	0.00161066	-0.3998	18	0.10284665	0.10007062	0.00273362	0.00277602	1.22	2	0.99265581	0.99323305	0.00119142	0.00057924
-2.0014	0	0.00244873	0.00083807	0.00161066	0.00161066	-0.3816	22	0.10958066	0.10768639	0.00483974	0.0189427	1.2382	1	0.9929599	0.9934236	0.00078155	0.00047246
-1.9832	0	0.00244873	0.00104224	0.00140649	0.00140649	-0.3634	21	0.11600857	0.11577103	0.00618947	0.00023844	1.2564	1	0.99326599	0.9937171	0.0007572	0.00045111
-1.965	0	0.00244873	0.00129415	0.00115458	0.00115458	-0.3452	24	0.12354716	0.12421851	0.00820994	0.0008375	1.2746	0	0.99362599	0.99410085	0.00033485	0.00038485
-1.9468	0	0.00244873	0.00156678	0.00088195	0.00088195	-0.327	36	0.13437404	0.13294987	0.0095511	0.00142417	1.2928	1	0.99357208	0.99457854	0.00131254	0.00100645
-1.9286	1	0.00275482	0.00182999	0.00061874	0.00092483	-0.3088	28	0.14294416	0.14192795	0.00755391	0.00101665	1.311	1	0.99387818	0.995128	0.00155991	0.00124982
-1.9104	0	0.00275482	0.00205496	0.00069986	0.00069986	-0.2906	26	0.15090297	0.15118268	0.00823809	0.00027971	1.3292	0	0.99387818	0.99571392	0.00183575	0.00183575
-1.8922	0	0.00275482	0.00221852	0.0005363	0.0005363	-0.2724	40	0.16314662	0.16082492	0.0092195	0.00232169	1.3474	1	0.99418427	0.9962936	0.00241543	0.00210933
-1.874	0	0.00275482	0.00230678	0.00044804	0.00044804	-0.2542	34	0.17355372	0.17102552	0.0079059	0.0025012	1.3656	1	0.99449036	0.99682356	0.00263929	0.0023332
-1.8558	2	0.003367	0.00231174	0.00043742	0.0010496	-0.236	35	0.18426691	0.18214602	0.0085923	0.0021209	1.3838	0	0.99449036	0.9972606	0.00275771	0.00275771
-1.8376	0	0.003367	0.00226201	0.00110679	0.00110679	-0.2178	40	0.19651056	0.1945344	0.01018653	0.00205712	1.402	2	0.99510254	0.99759469	0.00240433	0.00249215
-1.8194	0	0.003367	0.00215603	0.00121097	0.00121097	-0.1996	39	0.2084812	0.2063468	0.01185424	8.33E-05	1.4202	2	0.99571472	0.99759469	0.00310915	0.00187997
-1.8012	0	0.003367	0.00203384	0.00133317	0.00133317	-0.1814	56	0.22588293	0.22427834	0.01583023	0.00131088	1.4384	2	0.99632691	0.99779793	0.00208231	0.00147102
-1.783	0	0.003367	0.00192665	0.00144036	0.00144036	-0.1632	63	0.24487297	0.24261519	0.01697237	0.00231138	1.4566	0	0.99632691	0.99788067	0.00155377	0.00155377
-1.7648	0	0.003367	0.00186672	0.00150028	0.00150028	-0.145	43	0.25803489	0.25625159	0.0231138	0.0154733	1.4748	0	0.99632691	0.99786318	0.00153628	0.00153628
-1.7466	1	0.00367309	0.00188078	0.00148622	0.00179231	-0.1268	64	0.27764273	0.26251104	0.00547615	0.0141369	1.493	1	0.99632691	0.99777787	0.00145096	0.00114487
-1.7284	3	0.00495137	0.00198594	0.00168715	0.00260543	-0.1086	65	0.29752066	0.28731477	0.00969003	0.01020589	1.5112	0	0.996633	0.99766347	0.00101318	0.00101318
-1.7102	1	0.00489746	0.00218698	0.00240439	0.00271048	-0.0904	84	0.32323232	0.31402211	0.01650145	0.00921021	1.5294	0	0.996633	0.99756375	0.00093076	0.00093076
-1.692	0	0.00489746	0.00218698	0.00271048	0.00271048	-0.0722	112	0.33751454	0.33552398	0.02029166	0.01399056	1.5476	0	0.996633	0.99751254	0.00087955	0.