

Probing the nuclear deformation with three-particle asymmetric cumulant in RHIC isobar runs

Shujun Zhao,^{1,2} Hao-jie Xu*,² Yu-Xin Liu^{†,1,3,4} and Huichao Song^{‡1,3,4}

¹Department of Physics and State Key Laboratory of Nuclear Physics and Technology, Peking University, Beijing 100871, China

²School of Science, Huzhou University, Huzhou, Zhejiang 313000, China

³Collaborative Innovation Center of Quantum Matter, Beijing 100871, China

⁴Center for High Energy Physics, Peking University, Beijing 100871, China

(Dated: April 6, 2022)

⁹⁶Ru+⁹⁶Ru and ⁹⁶Zr+⁹⁶Zr collisions at $\sqrt{s_{NN}} = 200$ GeV provide unique opportunities to study the geometry and fluctuations raised from the deformation of the colliding nuclei. Using iEBE-VISHNU hybrid model, we predict $ac_2\{3\}$ ratios between these two collision systems and demonstrate that the ratios of $ac_2\{3\}$, as well as the ratios of the involving flow harmonics and event-plane correlations, are sensitive to β_2 quadrupole and β_3 octupole deformations, which provides strong constrain on the shape differences between ⁹⁶Ru and ⁹⁶Zr.

PACS numbers:

Introduction.— Anisotropic flow observed in heavy-ion collisions at Relativistic Heavy-Ion Collider (RHIC) and Large Hadron Collider (LHC) indicate that the created quark-gluon plasma (QGP) is a strongly coupled system with small specific shear viscosity [1–5]. Hydrodynamic simulations have successfully described the collective expansion of the QGP fireball and studied various flow observables at RHIC and the LHC [4–10]. The hydrodynamic evolution translates the initial stage geometry and fluctuations into final stage correlations described by various flow observables such as different order flow harmonics, correlations between flow harmonics, event-plane correlations, etc. [10–18]. On the other hand, these flow observables raised from the collective expansion also depend on the properties of the QGP and the details of the initial profiles. The RHIC isobar runs with ⁹⁶Zr+⁹⁶Zr and ⁹⁶Ru+⁹⁶Ru collisions at $\sqrt{s_{NN}} = 200$ GeV provide unique opportunities to probe the nuclear structure of the colliding nuclei from the initial stage, since the uncertainties from the bulk properties of the QGP can be largely reduce through the observable ratios between the two collision systems [19, 20].

The ⁹⁶Zr+⁹⁶Zr and ⁹⁶Ru+⁹⁶Ru collisions at $\sqrt{s_{NN}} = 200$ GeV originally aims to search chiral magnetic effect (CME). The observed differences in multiplicity distribution (N_{ch}) and anisotropic flow harmonics between these two systems ruin the premise that isobar collisions can help identify the CME with enough precision [21, 22], but provide a novel way to constrain the nuclear structure in heavy ion collisions [23]. For the typical initial profile construction for A+A collisions, the Woods-Saxon distribution for the nuclear density is written as:

$$\rho = \frac{\rho_0}{1 + \exp[(r - R)/a]}, \quad (1)$$

$$R = R_0 \left(1 + \beta_2 Y_2^0(\theta, \phi) + \beta_3 Y_3^0(\theta, \phi) + \dots \right), \quad (2)$$

where a is the diffuseness parameter, R is the radius parameter, and β_2 (β_3) is the parameter for quadrupole (octupole) deformation. In the central collisions with impact parameter $b = 0$ fm, the deformed nuclei can naturally contribute geometric anisotropy of the overlap area, creating a larger anisotropic flow than spherical nuclei [24–27]. For the central isobar collisions at RHIC, the observed difference for elliptic flow v_2 and triangle flow v_3 between the two collision systems indicate a larger quadrupole deformation for ⁹⁶Ru and a larger octupole deformation for ⁹⁶Zr [19, 28]. In non-central collision, v_2 also depend on the diffuseness parameter a [29], and the non-trivial bump structure of v_2 ratio as a function of centrality indicate a thick halo-type neutron skin thickness for ⁹⁶Zr [19], consisting with the predictions from energy density functional theory (DFT) [21, 30]. Recently, more observables have been proposed to probe the nuclear structure in relativistic isobar collisions, such as the differences in multiplicity distribution [23], net charge number (ΔQ) [31], mean transverse momentum ($\langle p_T \rangle$) [20], $\langle p_T \rangle$ fluctuations [32], and spectator neutrons [33], etc. Benefiting from huge statistics and the strategy to keep systematic uncertainties in experiment [19], the isobar collisions are expected to provide more precise measurements of neutron skin thickness and nuclear deformations.

Besides the two lowest order flow harmonics, higher order flow harmonics, as well as the correlations between different flow harmonics are expected to be sensitive to the initial state deformation [15], which provide more information for precisely probing the nuclear structure differences between the two isobar systems. The flow harmonics and their correlations can be calculated by multi-particle azimuthal correlations [11, 12]:

$$\langle m \rangle_{n_1, n_2, \dots, n_m} \equiv \langle e^{i(n_1 \varphi_{k_1} + n_2 \varphi_{k_2} + \dots + n_m \varphi_{k_m})} \rangle, \quad (3)$$

Here $\langle \dots \rangle$ denotes the sum of all particles of interest (POI) in a given event. The three-particle asymmetric cumulant can be calculated with [14–18]:

$$ac_2\{3\} \equiv \langle \langle 3 \rangle_{2,2,-4} \rangle = \langle \langle e^{i(2\varphi_1 + 2\varphi_2 - 4\varphi_3)} \rangle \rangle \quad (4)$$

Here $\langle \langle \dots \rangle \rangle$ indicates the average of $\langle \dots \rangle$ over an ensemble of events. $ac_2\{3\}$ is sensitive to the flow magnitudes and event-

*Corresponding author: haojiexu@zjhu.edu.cn

†Corresponding author: yxliu@pku.edu.cn

‡Corresponding author: huichaosong@pku.edu.cn

TABLE I: The iEBE-VISHNU parameters are roughly tuned to reproduce the flow observables reported by the STAR collaboration [19]. A detailed description of those parameters can be found in Ref [34].

	Initial condition/Preeq.	QGP medium	
Norm	6.6 GeV	$(\eta/s)_{\min}$	0.134
p	0.0	$(\eta/s)_{\text{slope}}$	1.6 GeV^{-1}
σ_{flut}	0.91	$(\eta/s)_{\text{crv}}$	-0.29
r_{cp}	0.88 fm	$(\zeta/s)_{\text{max}}$	0.052
n_c	6.0	$(\zeta/s)_{\text{width}}$	0.024 GeV
w_c	0.36 fm	$(\zeta/s)_{T_{\text{peak}}}$	0.175 GeV
d_{min}	0.4 fm	T_{switch}	0.151 GeV
τ_{fs}	0.37 fm/c		

TABLE II: WS parameterizations (radius parameter R_0 , diffuseness parameter a , and deformation parameters β_2, β_3) of the ^{96}Ru and ^{96}Zr nuclear density distributions with different nuclear deformations, followed by the procedure given in Ref. [31]. The quoted values for R_0 and a are in fm and that for ρ_0 is in $1/\text{fm}^3$.

	β_2	β_3	R	a
Ru	0.12	0.00	5.093	0.487
Ru	0.16	0.00	5.093	0.471
Zr	0.00	0.16	5.021	0.524
Zr	0.00	0.20	5.021	0.517

plane correlations. It is also directly related to the nonlinear response between the second and fourth order flow vector, which can also be used to extract the corresponding nonlinear response coefficient [15].

We will show in this work that the $ac_2\{3\}$ ratios in isobar collisions are very sensitive to the deformation of the colliding nuclei. In the absence of non-flow, the $ac_2\{3\}$ can be written as [15]

$$ac_2\{3\} = \langle v_2^2 v_4 \cos 4(\Phi_2 - \Phi_4) \rangle, \quad (5)$$

where Φ is the event-plane of the related flow harmonic. Inherited from v_2 , $ac_2\{3\}$ is sensitive to the deformation of the colliding nuclei [19, 28, 30]. We will show that the normalized asymmetric cumulant

$$nac_2\{3\} \equiv \frac{ac_2\{3\}}{\sqrt{(2v_2\{2\}^4 - v_2\{4\}^4)v_4\{2\}^2}} \quad (6)$$

also depends on the nuclear deformation, even if the contributions from single flow harmonics have been scaled out. Here,

$$\begin{aligned} v_2\{2\}^2 &= \langle\langle 2 \rangle_{2,-2} \rangle, \\ v_4\{2\}^2 &= \langle\langle 2 \rangle_{4,-4} \rangle, \\ v_2\{4\}^4 &= 2v_2\{2\}^4 - \langle\langle 4 \rangle_{2,2,-2,-2} \rangle. \end{aligned} \quad (7)$$

In this Letter we will implement iEBE-VISHNU hybrid model simulations and demonstrate that the nuclear deformation not only influences the magnitude of anisotropic flow but also their correlations, which can be reflected in the $ac_2\{3\}$ and $nac_2\{3\}$ observables. Specifically, the effect on flow harmonics is amplified in the ration of $ac_2\{3\}-R(ac_2\{3\})$, and the

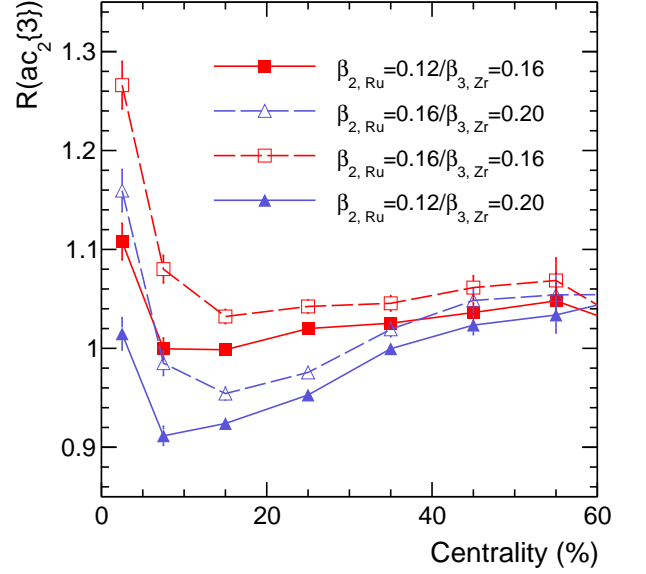


FIG. 1: The centrality dependent $R(ac_2\{3\})$ in relativistic isobar collisions from iEBE-VISHNU simulations. The standard Q-cumulant method are used for charged particles with $0.2 < p_T < 2 \text{ GeV}/c$ and $|\eta| < 2$.

residual effect from even-plane correlation is reflected by the ration of $nac_2\{3\}-R(nac_2\{3\})$, where the ratio is defined as:

$$R(X) \equiv \frac{X_{\text{RuRu}}}{X_{\text{ZrZr}}}. \quad (8)$$

We will show that due to their sensitivities to nuclear deformation, the $R(ac_2\{3\})$ and the $R(nac_2\{3\})$ can provide strong constrain on the differences of nuclear deformation between ^{96}Ru and ^{96}Zr .

The model.— In this paper, the asymmetric cumulant $ac_2\{3\}$ and the related flow observables in relativistic isobar collisions at $\sqrt{s_{\text{NN}}} = 200 \text{ GeV}$ are calculated by an event-by-event hybrid model iEBE-VISHNU [35] that combines (2+1) dimensional viscous hydrodynamics [36] to describe the expansion of the QGP and the hadron cascade model (UrQMD) to simulate the evolution of the subsequent hadronic matter [37, 38]. The initial condition of the collision is simulated by the Trento model [39, 40] with the given a nuclear density distribution described by Eq. (1). The parameters for the iEBE-VISHNU simulation are listed in Tab. I, which are tuned to roughly reproduce the multiplicity and flow observables measured in experiment [19]. A more detailed description of those parameters can be found in Ref [34].

The nuclear densities with deformation for ^{96}Ru and ^{96}Zr have been obtained in Ref. [20], using DFT calculations with the slope parameter of symmetry energy $L(\rho_c) = 47.3 \text{ MeV}$. The previous experiments of nuclear structure indicate that $\beta_{2,\text{Ru}} = 0.16$ and $\beta_{3,\text{Zr}} = 0.2$ [41]. However, recent hydrodynamic simulations on relativistic isobar collisions indicate that those values are overestimated [41]. We therefore choose another deformation factor for both ^{96}Ru and ^{96}Zr , i.e.

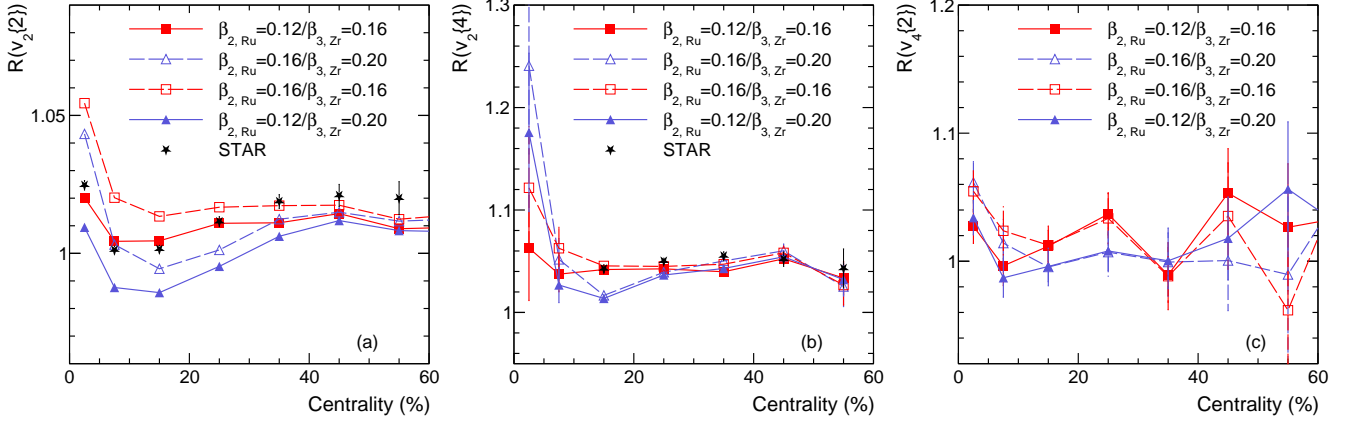


FIG. 2: The centrality dependent (a) $R(v_2\{2\})$, (b) $R(v_2\{4\})$ and (c) $R(v_4\{2\})$ calculated by iEBE-VISHNU model with different sets of nuclear deformations. The flow harmonics are calculated by the standard Q-cumulant method with $0.2 < p_T < 2$ GeV/c and $|\eta| < 2$. The data are taken from [19].

$\beta_{2,Ru} = 0.12$ and $\beta_{3,Zr} = 0.16$. We found that this can give a better description of elliptic ratio $R(v_2)$ and triangle flow ratio $R(v_3)$, although the motivation of this study is not focus on quantitative prediction. The Woods-Saxon parameter sets for different deformation factors are listed in Tab. II

In this study, the azimuthal correlations are calculated by standard Q-cumulant method [11] with $Q_n \equiv \langle e^{in\varphi} \rangle$. All charged particles with $0.2 < p_T < 2$ GeV/c are used. To reduce statistical uncertainties, a $|\eta| < 2$ pseudorapidity cut is used. We note that the results from the standard Q-cumulant method contain non-flow effect, especially for the $ac_2\{3\}$ which has a large non-flow subtraction method dependent [17, 18]. The large pseudorapidity cut used in this study can reduce the non-flow contributions to some extent, we will discuss this in the next section.

Results and discussions.— Figure 1 shows the $R(ac_2\{3\})$ in isobar collisions as function of centrality obtained from iEBE-VISHNU simulations. The comparison of $R(ac_2\{3\})$ at most central collisions among different combinations of deformations indicate that the $R(ac_2\{3\})$ has significant sensitivity to nuclear deformation. The trend is similar to the $R(v_2\{2\})$ one shown in Fig. 2(a): The enhancements at most central collisions are mostly due to large quadrupole deformation in ^{96}Ru [28]; The enhancements at non-central collisions are due to the thick halo-type neutron skin for ^{96}Zr [30]; The octupole deformation in ^{96}Zr give some contributions to $R(ac_2\{3\})$ and $R(v_2\{2\})$ at most central collision, and dominate the valley structure in mid-central collisions [28]. Compared with $v_2\{2\}$, the $ac_2\{3\}$ contains more information about flow fluctuation and correlation. Their sensitivities on the nuclear structure at a quantitative level can help us to precisely constrain the nuclear deformation factors in isobar collisions. The $R(v_2\{2\})$ shown in Fig. 2(a) indicates that the data can only be described by reasonable nuclear deformation difference. Although the main goal of this work is not to quantitatively study the flow ratios, the $R(v_2\{2\})$ and $R(v_3\{2\})$ in top 30% centrality indicate that $\beta_{2,Ru} = 0.12$ and $\beta_{3,Zr} = 0.16$ are better than other sets of

deformation, and more precise extractions of nuclear structure parameters will be given in a separate study [42].

Besides $v_2\{2\}$, the flow observables $v_2\{4\}$ and $v_4\{2\}$ are also involved in the $ac_2\{3\}$. Due to flow fluctuations, the v_2 calculated with two-particle correlation method $v_2\{2\}$ is larger than the one with four-particle correlation method $v_2\{4\}$ in each collision system. The ratios in isobar collisions, however, present opposite behavior, see Fig. 2(b). This have already been observed in experiment at non-central collisions [19], indicating the importance of initial fluctuations on isobar flow observable differences [43]. Regardless the large uncertainties, the $R(v_2\{4\})$ and $R(v_4\{2\})$ at most central collisions shown in Fig. 2(b,c) are also depend on deformation. We found the deviation of $R(v_2\{4\})$ from unity at most central isobar collisions could be very large, while firm conclusion needs more statistics.

The contributions from individual flow harmonics on $ac_2\{3\}$ can be scaled out by the normalized asymmetric cumulant $nac_2\{3\}$. The ratios $R(nac_2\{3\})$ are shown in Fig. (3) (a). Ignoring the correlations between flow magnitudes, the $nac_2\{3\}$ is nothing but correlation between second and fourth order event-plane $\langle \cos 4(\Phi_2 - \Phi_4) \rangle$. We therefore directly calculate the $\langle \cos 4(\Phi_2 - \Phi_4) \rangle$ with $\Phi_2 = (1/2) \arctan(\text{Im}Q_2/\text{Re}Q_2)$ and $\Phi_4 = (1/4) \arctan(\text{Im}Q_4/\text{Re}Q_4)$. The $R(\langle \cos 4(\Phi_2 - \Phi_4) \rangle)$ shown in Fig. 3(b) is consistent with $R(nac_2\{3\})$, bear less statistical uncertainties. We found that the event-plane correlations also depend on $\beta_{2,Ru}$ and $\beta_{3,Zr}$, and the trend is similar to $R(ac_2\{3\})$ and $R(v_2\{2\})$ shown in Fig. 1 and Fig. 2(a). The deviation from unity can be larger than $R(v_2\{2\})$, although the statistical errors are also large. We note that the event plane correlations can also be calculated by [13]

$$c\{2, 2, -4\} \equiv \frac{\langle Q_{2A}^2 Q_{4B}^* \rangle}{\sqrt{\langle Q_{4A} Q_{4B}^* \rangle} \sqrt{\langle Q_{2A}^2 Q_{2B}^{*2} \rangle}} \quad (9)$$

with two sub-event method, and we have checked

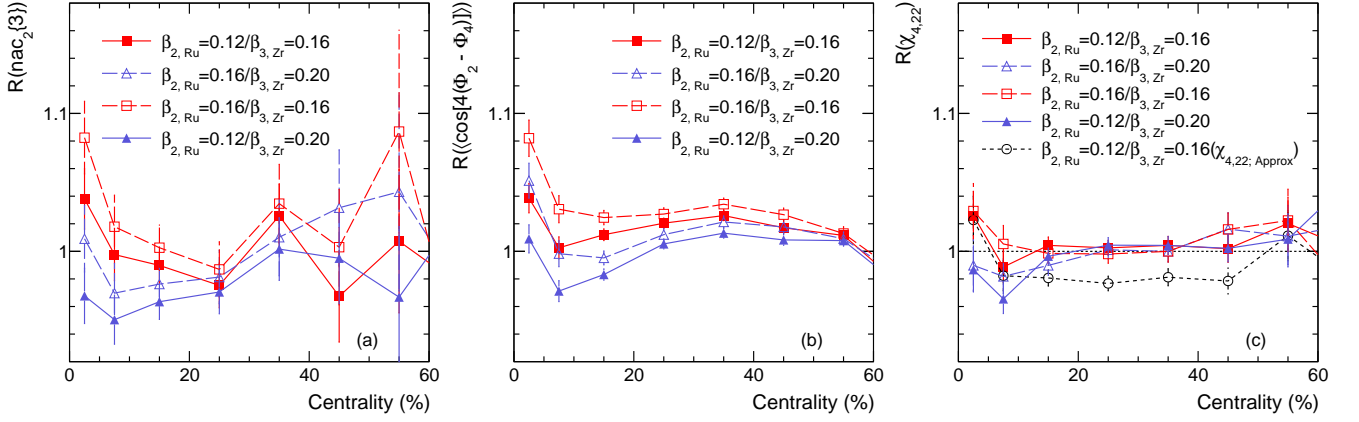


FIG. 3: The centrality dependent (a) $R(\text{nac}_2\{3\})$, (b) $R(\langle \cos 4(\Phi_2 - \Phi_4) \rangle)$ and (c) $R(\chi_{4,22})$ calculated by iEBE-VISHNU model with different sets of nuclear deformations. The approximated $R(\chi)$ calculated by Eq. (11) in the case of $\beta_{2,\text{Ru}} = 0.12/\beta_{3,\text{Zr}} = 0.16$ is shown as open black circles in (c). The observables are calculated by the standard Q-cumulant method with $0.2 < p_T < 2$ GeV/c and $|\eta| < 2$.

that the $R(c\{2,2,-4\})$ consist with $R(\text{nac}_2\{3\})$ and $R(\langle \cos 4(\Phi_2 - \Phi_4) \rangle)$ within large statistical errors.

It is also interest to study the nonlinear response coefficient $\chi_{4,22}$ ratios in isobar collisions. The $\chi_{4,22}$ is defined as [15]

$$\chi_{4,22} \equiv \frac{\text{ac}_2\{3\}}{\langle v_2^4 \rangle} = \text{nac}_2\{3\} \sqrt{\frac{v_4\{2\}^2}{2v_2\{2\}^4 - v_2\{4\}^4}}. \quad (10)$$

The results shown in Fig. 3(c) consist with unity within errors, which are coincident with the conclusion from previous studies that the nonlinear coefficient doesn't depend on the details of the initial state [15]. Our study also indicates that the nonlinear coefficients are also not sensitive to the nuclear structure. The top 5% results may indicate some sensitivities on deformation with large uncertainties, while the effect is considerably small.

In most central collisions, the $v_2\{4\}$ is significantly smaller than $v_2\{2\}$, we can approximately use [48]

$$\chi_{4,22;\text{Approx}} = \frac{\text{ac}_2\{3\}}{v_2\{2\}^4}. \quad (11)$$

to estimate the nonlinear coefficients. The $R(\chi_{4,22;\text{Approx}})$ calculated with $\beta_{2,\text{Ru}} = 0.12$ and $\beta_{3,\text{Zr}} = 0.16$ is also shown in Fig. 3(b) with open black circles. We find that this approximation works well for top 10% centrality, while failed at non-central collisions. The deviations at non-central collisions indicate that fluctuations are essential to understand the flow differences in relativistic isobar collisions.

The similar trends for $R(\text{ac}_2\{3\})$, $R(\langle \cos 4(\Phi_2 - \Phi_4) \rangle)$, and $R(v_2\{2\})$ indicate that both the nuclear structure and the resulting fluctuations are important for the flow observable differences in isobar collisions. The information on initial fluctuation is crucial for the recent anisotropic flow studies in small systems [44–47]. In Fig. 4, as a summary, we compare those ratios with two sets of deformations, i.e., the $\beta_{2,\text{Ru}} = 0.12/\beta_{3,\text{Zr}} = 0.16$ vs $\beta_{2,\text{Ru}} = 0.16/\beta_{3,\text{Zr}} = 0.20$. We find that the $R(\text{ac}_2\{3\})$, $R(\langle \cos 4(\Phi_2 - \Phi_4) \rangle)$, and $R(v_2\{2\})$ have different response to the deformation differences. We

expected that our proposed observables, together with other observables like $R(v_3)$, can constrain the deformation and the resulting fluctuations in relativistic isobar collisions, shed light on the fluctuation studies in other collision systems.

We note that the non-flow contributions have not been comprehensively studied in this work. If the non-flow contributions are the same in two system, the observable differences should be diluted to some extent. We have checked that the $|\eta| < 2$ used in this study make the $R(v_2\{2\})$ a little bit larger deviate from unity than the one obtained with a smaller pseudorapidity cut $|\eta| < 1$. We also find that the sub-event method (e.g. $\Delta\eta > 0.4$) can also suppress the non-flow effect, which make the $R(v_2\{2\})$ further deviate from unity. These effects are considerably small on $R(v_2\{2\})$, and even not visible on other observables, partly due to large statistical uncertainties. For the three particle cumulant $\text{ac}_2\{3\}$, the three sub-event method can largely suppress the non-flow contributions but restricted by statistics. Further studies with more non-flow effects are desired. The dataset collected in the experiment (about 2 billion events for each collision system) [19] is 14 times larger than the model study used in this work (about 3million (hydro) \times 50(UrQMD oversamplings) = 150 million events for each collision system), with which observables are expected to be measured more precisely with various non-flow subtraction methods. The comparison between model study and the experiment data can provide more insights on the non-flow contributions.

Summary.– The observed differences between flow harmonics for $^{96}\text{Ru}+^{96}\text{Ru}$ and $^{96}\text{Zr}+^{96}\text{Zr}$ collisions at $\sqrt{s_{\text{NN}}} = 200$ GeV indicates unique opportunities to probe the nuclear structure of the colliding nuclei. In this letter, we proposed that the asymmetric cumulant ratio $R(\text{ac}_2\{3\})$, together with the corresponding individual flow harmonic ratios $R(v_n)$ and event-plane correlation ratio $R(\langle \cos 4(\Phi_2 - \Phi_4) \rangle)$, can simultaneously constrain the nuclear deformation and the resulting fluctuations. Our iEBE-VISHNU hybrid model simulations indicated that the statistical friendly observable

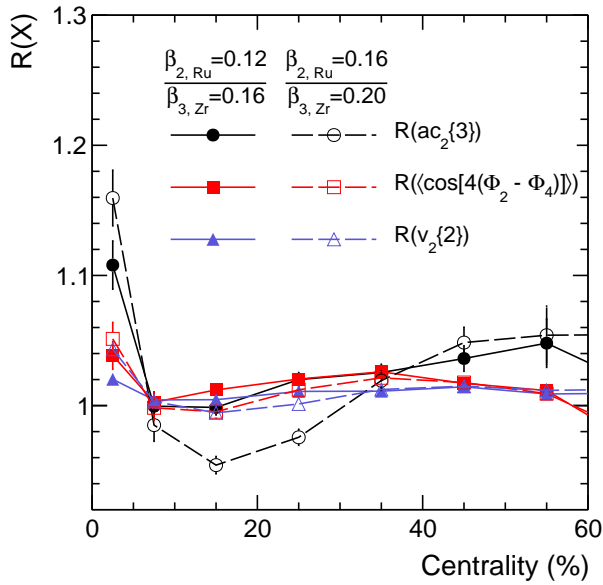


FIG. 4: The comparison among $R(ac_2\{3\})$, $R(\langle\cos 4(\Phi_2 - \Phi_4)\rangle)$ and $R(v_2\{2\})$ at relativistic isobar collisions with different set of nuclear deformations: $\beta_{2,Ru} = 0.12/\beta_{3,Zr} = 0.16$ vs $\beta_{2,Ru} = 0.16/\beta_{3,Zr} = 0.20$. The observables are calculated by the standard Q-cumulant method with $0.2 < p_T < 2$ GeV/c and $|\eta| < 2$.

$R(ac_2\{3\})$ is very sensitive to the quadrupole and octupole deformation of β_2 and β_3 . To further investigate this sensitivity, we divided the $ac_2\{3\}$ into three parts, i.e., v_2 ($v_2\{2\}$ and $v_2\{4\}$), v_4 ($v_4\{2\}$), and the normalized asymmetric cumulants $nac_2\{3\}$, but ignore their correlations and non-flow effect. We found that both the flow harmonics differences and event-plane correlation differences in the isobar collisions depend on $\beta_{2,Ru}$ and $\beta_{3,Zr}$. The event-plane correlation differences on the nuclear structure could be larger than the elliptic flow difference, indicating the importance of initial fluctuations. The $R(ac_2\{3\}) \approx R(v_2\{2\})^4$ works well in the most central collisions, but show obvious deviation in non-central collisions. We found the nonlinear coefficients extracted from the $ac_2\{3\}$ are identical in the two systems, indicating the insensitivity to the initial state and the details of nuclear deformation.

Acknowledgments.— We thank G. Giacalone, J. Jia, F. Wang and W. Zhao for useful discussions. We thank Yu Hu for providing the STAR data. This work is supported in part by the National Natural Science Foundation of China (Grant Nos.12075007, 11905059, 12035006, 12075085), and the Zhejiang Provincial Natural Science Foundation of China (Grant No. LY21A050001).

[1] J. Adams et al. (STAR Collaboration), Nucl.Phys. **A757**, 102 (2005), nucl-ex/0501009.
 [2] K. Adcox et al. (PHENIX Collaboration), Nucl.Phys. **A757**, 184 (2005), nucl-ex/0410003.
 [3] K. Aamodt et al. (ALICE), Phys. Rev. Lett. **105**, 252302 (2010),

1011.3914.
 [4] P. Romatschke and U. Romatschke, Phys.Rev.Lett. **99**, 172301 (2007), 0706.1522.
 [5] H. Song, S. A. Bass, U. Heinz, T. Hirano, and C. Shen, Phys. Rev. Lett. **106**, 192301 (2011), [Erratum: Phys. Rev. Lett.109,139904(2012)], 1011.2783.
 [6] M. Gyulassy, I. Vitev, X.-N. Wang, and B.-W. Zhang, Hwa. R.C. (ed.) et al., Quark gluon plasma pp. 123–191 (2003), nucl-th/0302077.
 [7] C. Gale, S. Jeon, and B. Schenke, Int.J.Mod.Phys. **A28**, 1340011 (2013), 1301.5893.
 [8] P. Kovtun, D. Son, and A. Starinets, Phys.Rev.Lett. **94**, 111601 (2005), hep-th/0405231.
 [9] H.-j. Xu, Z. Li, and H. Song, Phys. Rev. **C93**, 064905 (2016), 1602.02029.
 [10] W. Zhao, H.-j. Xu, and H. Song, Eur. Phys. J. C **77**, 645 (2017), 1703.10792.
 [11] A. Bilandzic, R. Snellings, and S. Voloshin, Phys.Rev. **C83**, 044913 (2011), 1010.0233.
 [12] A. Bilandzic, C. H. Christensen, K. Gulbrandsen, A. Hansen, and Y. Zhou, Phys.Rev. **C89**, 064904 (2014), 1312.3572.
 [13] R. S. Bhalerao, J.-Y. Ollitrault, and S. Pal, Phys.Rev. **C88**, 024909 (2013), 1307.0980.
 [14] G. Aad et al. (ATLAS), Phys.Rev. **C90**, 044906 (2014), 1409.1792.
 [15] L. Yan and J.-Y. Ollitrault, Phys. Lett. B **744**, 82 (2015), 1502.02502.
 [16] J. Jia, M. Zhou, and A. Trzupek, Phys. Rev. **C96**, 034906 (2017), 1701.03830.
 [17] M. Aaboud et al. (ATLAS), Phys. Lett. B **789**, 444 (2019), 1807.02012.
 [18] C. Zhang, J. Jia, and J. Xu, Phys. Lett. B **792**, 138 (2019), 1812.03536.
 [19] M. Abdallah et al. (STAR), Phys. Rev. C **105**, 014901 (2022), 2109.00131.
 [20] H.-j. Xu, W. Zhao, H. Li, Y. Zhou, L.-W. Chen, and F. Wang (2021), 2111.14812.
 [21] H.-J. Xu, X. Wang, H. Li, J. Zhao, Z.-W. Lin, C. Shen, and F. Wang, Phys. Rev. Lett. **121**, 022301 (2018), 1710.03086.
 [22] H. Li, H.-j. Xu, J. Zhao, Z.-W. Lin, H. Zhang, X. Wang, C. Shen, and F. Wang, Phys. Rev. **C98**, 054907 (2018), 1808.06711.
 [23] H. Li, H.-j. Xu, Y. Zhou, X. Wang, J. Zhao, L.-W. Chen, and F. Wang, Phys. Rev. Lett. **125**, 222301 (2020), 1910.06170.
 [24] A. Rosenhauer, H. Stocker, J. A. Maruhn, and W. Greiner, Phys. Rev. C **34**, 185 (1986).
 [25] J. E. Bernhard, J. S. Moreland, and S. A. Bass, Nature Phys. **15**, 1113 (2019).
 [26] P. Filip, R. Lednicky, H. Masui, and N. Xu, Phys. Rev. C **80**, 054903 (2009).
 [27] G. Giacalone, Phys. Rev. Lett. **124**, 202301 (2020), 1910.04673.
 [28] C. Zhang and J. Jia, Phys. Rev. Lett. **128**, 022301 (2022), 2109.01631.
 [29] Q. Y. Shou, Y. G. Ma, P. Sorensen, A. H. Tang, F. Videbæk, and H. Wang, Phys. Lett. B **749**, 215 (2015), 1409.8375.
 [30] H.-j. Xu, H. Li, X. Wang, C. Shen, and F. Wang, Phys. Lett. B **819**, 136453 (2021), 2103.05595.
 [31] H.-j. Xu, H. Li, Y. Zhou, X. Wang, J. Zhao, L.-W. Chen, and F. Wang, Phys. Rev. C **105**, L011901 (2022), 2105.04052.
 [32] J. Jia (2021), 2109.00604.
 [33] L.-M. Liu, C.-J. Zhang, J. Zhou, J. Xu, J. Jia, and G.-X. Peng (2022), 2203.09924.
 [34] J. S. Moreland, J. E. Bernhard, and S. A. Bass, Phys. Rev. C **101**, 024911 (2020), 1808.02106.
 [35] C. Shen, Z. Qiu, H. Song, J. Bernhard, S. Bass, and U. Heinz,

- Comput. Phys. Commun. **199**, 61 (2016), 1409.8164.
- [36] H. Song and U. W. Heinz, Phys. Rev. C **77**, 064901 (2008), 0712.3715.
- [37] S. A. Bass et al., Prog. Part. Nucl. Phys. **41**, 255 (1998), [Prog. Part. Nucl. Phys.41,225(1998)], nucl-th/9803035.
- [38] M. Bleicher et al., J. Phys. **G25**, 1859 (1999), hep-ph/9909407.
- [39] J. S. Moreland, J. E. Bernhard, and S. A. Bass, Phys. Rev. C **92**, 011901 (2015), 1412.4708.
- [40] J. E. Bernhard, J. S. Moreland, S. A. Bass, J. Liu, and U. Heinz, Phys. Rev. C **94**, 024907 (2016), 1605.03954.
- [41] G. Nijs and W. van der Schee (2021), 2112.13771.
- [42] S. Zhao and et al. (In preparation).
- [43] J. Wang and et al. (In preparation).
- [44] L. Yan and J.-Y. Ollitrault, Phys. Rev. Lett. **112**, 082301 (2014), 1312.6555.
- [45] K. Welsh, J. Singer, and U. W. Heinz, Phys. Rev. C **94**, 024919 (2016), 1605.09418.
- [46] H. Mäntysaari, B. Schenke, C. Shen, and P. Tribedy, Phys. Lett. B **772**, 681 (2017), 1705.03177.
- [47] W. Zhao, Y. Zhou, H. Xu, W. Deng, and H. Song, Phys. Lett. B **780**, 495 (2018), 1801.00271.
- [48] We thank G. Giacalone for valuable discussion on this point.